

A low-rank matrix equation method for solving PDE-constrained optimization problems*

Alexandra Bünger[†], Valeria Simoncini[‡], and Martin Stoll[§]

Abstract. PDE-constrained optimization problems arise in a broad number of applications such as hyperthermia cancer treatment or blood flow simulation. Discretization of the optimization problem and using a Lagrangian approach result in a large-scale saddle-point system, which is challenging to solve, and acquiring a full space-time solution is often infeasible. We present a new framework to efficiently compute a low-rank approximation to the solution by reformulating the KKT system into a Sylvester-like matrix equation. This matrix equation is subsequently projected onto a small subspace via an iterative rational Krylov method and we obtain a reduced problem by imposing a Galerkin condition on its residual. In our work we discuss implementation details and dependence on the various problem parameters. Numerical experiments illustrate the performance of the new strategy also when compared to other low-rank approaches.

Key words. PDE-constrained Optimization, Matrix Equation, Rational Krylov Subspace

AMS subject classifications. 65F10, 65F50, 15A69, 93C20

1. Introduction. A vast number of today's technological advancements is due to the ever advancing improvement in modeling and solving of partial differential equation (PDE) problems. One class of especially challenging problems is PDE-constrained optimization which has a broad number of applications, reaching from engineering design and control problems to medical applications like cancer treatment [19, 4, 9].

We consider a typical PDE-constrained optimization problem on a space-time cylinder $[0, T] \times \Omega$ given by

$$(1.1) \quad \min_{y,u} J(y, u)$$

$$(1.2) \quad \text{subject to } \dot{y} = \mathcal{L}(y) + u,$$

where we are interested in the minimization of the functional $J(y, u)$ constrained by a differential operator $\mathcal{L}(y)$ with space and time dependent state y and control u . An extensive analysis of this type of problems can be found e.g. in [24] or [11]. In this work, we will follow the popular approach of first discretizing the problem and then formulating the discrete first-order optimality conditions as described in [12]. Finding an efficient numerical solution to the large system of equations resulting from these conditions is of high interest and many approaches exist to solve the resulting saddle point system such as using a block preconditioner to subsequently solve the preconditioned system with iterative solvers like MINRES (cf. [18, 15, 17, 20]).

*This version dated May 11, 2020.

[†]Technische Universität Chemnitz, alexandra.buenger@mathematik.tu-chemnitz.de

[‡]Alma Mater Studiorum - Università di Bologna, Italy, and IMATI-CNR, Pavia. valeria.simoncini@unibo.it

[§]Technische Universität Chemnitz, martin.stoll@mathematik.tu-chemnitz.de

However, today's PDE models often result in millions of variables and solving optimization problems governed by such huge models is still a challenging task due to their size and complexity. They often even prove to be impossible to solve on a normal computer due to the memory required to store the usually large and dense solution computed by standard algorithms. Therefore, memory efficient solvers, which compute reduced approximations to the solution are a desirable approach to solve these challenging problems. We here propose a widely applicable low-rank solver, which computes a projection of the solution onto a small subspace.

The method relies on the reformulation of the problem into a matrix equation, which will be illustrated in section 2. The numerical solution of this PDE-constrained optimization problem poses a significant challenge regarding the complexity of both storage and computational resources. We show that it is possible to separate spatial and temporal data via a novel low-rank matrix equation solver in section 3. We introduce a method to reduce the system of equations into a single low-rank matrix equation. In section 4 we discuss the choice of the approximation space, while in section 5 we analyze stopping criteria and a fast update scheme of the residual computation. And finally in section 6, we examine the performance and applicability of our method on various numerical examples. We show the method's robustness with respect to the various problem parameters as well as assess the performance of our method compared with a previously proposed low-rank approach on a distributed heat equation model as well as a boundary control problem. Further, we show the applicability of our method to more challenging problems such as a partial state observation and a non-symmetric PDE constraint.

2. Problem formulation. We consider a PDE-constrained optimal control problem on a space-time cylinder with time interval $[0, T]$ and a spatial domain Ω with a subdomain $\Omega_1 \subseteq \Omega$ as in Equation (1.1)-(1.2). The functional we want to minimize reads,

$$(2.1) \quad J(y, u) = \frac{1}{2} \int_0^T \int_{\Omega_1} (y - \hat{y})^2 dx dt + \frac{\beta}{2} \int_0^T \int_{\Omega} u^2 dx dt,$$

where y is the state, \hat{y} the given desired state, and u the control, which is regularized by the control cost parameter β . For the PDE subject to which we want to minimize the functional $J(y, u)$ let us exemplarily consider the heat equation with $\mathcal{L}(y) = \Delta y$ and Dirichlet boundary condition,

$$(2.2) \quad \dot{y} - \Delta y = u \text{ in } \Omega,$$

$$(2.3) \quad y = 0 \text{ on } \partial\Omega.$$

There are two distinctive options to proceed with this problem. Either we formulate the optimality conditions and discretize them subsequently or we first discretize the problem and then formulate the discrete first-order optimality conditions, known as the Karush-Kuhn-Tucker (KKT) conditions [12]. In this work we follow the second approach.

We discretize space and time in an all-at-once approach. The spatial discretization is done with finite elements and to discretize in time, we split the time interval into n_T intervals of

length $\tau = \frac{T}{n_T}$. Using a rectangle rule, the discretization of (2.1) becomes

$$(2.4) \quad \sum_{t=1}^{n_T} \frac{\tau}{2} (y_t - \hat{y}_t)^T M_1 (y_t - \hat{y}_t) + \frac{\tau\beta}{2} u_t^T M u_t,$$

where y_t, \hat{y}_t , and u_t are spatial discretizations of y, \hat{y} , and u of size n for each time step $t = 1, \dots, n_T$. Using an implicit Euler-scheme the discrete formulation of the PDE (2.2) reads

$$(2.5) \quad \frac{M(y_t - y_{t-1})}{\tau} + K y_t = M u_t, \text{ for } t = 1, \dots, n_T,$$

$$(2.6) \quad y_0 = 0.$$

Here, $M, N, M_1 \in \mathbb{R}^{n \times n}$ are the mass matrices of the spatial discretization and $K \in \mathbb{R}^{n \times n}$ denotes the so-called stiffness matrix resulting from the discretization of the differential operator $\mathcal{L}(y)$. The boundary constraints are incorporated into the stiffness matrix. On further details about the discretization of PDE operators we refer the reader to [21]. We collect the discretizations of the variables in matrices $Y = [y_1, \dots, y_{n_T}] \in \mathbb{R}^{n \times n_T}$ and denote their vectorizations by $\underline{Y} = \text{vec}(Y)$, respectively for \hat{y} and u . With this we write the optimization problem in compact form as

$$(2.7) \quad \min_{\underline{Y}, \underline{U}} \frac{\tau}{2} (\underline{Y} - \hat{\underline{Y}})^T \mathcal{M}_1 (\underline{Y} - \hat{\underline{Y}}) + \frac{\tau\beta}{2} \underline{U}^T \mathcal{M} \underline{U},$$

$$(2.8) \quad \text{s. t. } \mathcal{K} \underline{Y} - \tau \mathcal{N} \underline{U} = 0,$$

with the matrices

$$(2.9) \quad \mathcal{M} = \begin{bmatrix} M & & & \\ & M & & \\ & & \ddots & \\ & & & M \end{bmatrix}, \quad \mathcal{K} = \begin{bmatrix} M + \tau K & & & \\ -M & \ddots & & \\ & \ddots & \ddots & \\ & & -M & M + \tau K \end{bmatrix},$$

where mass matrices $M \in \mathbb{R}^{n \times n}$ and stiffness matrix $K \in \mathbb{R}^{n \times n}$ repeat n_T times each. The matrices \mathcal{N} and \mathcal{M}_1 are block diagonal matrices like \mathcal{M} but with different mass matrices N and M_1 respectively on the diagonal.

To solve the discrete problem (2.7) - (2.8), we have to solve the system of equations resulting from the first order optimality conditions [3], They state that an optimal solution must be a saddle point of the Lagrangian of the problem,

$$(2.10) \quad \nabla \mathcal{L}(\underline{Y}^*, \underline{U}^*, \underline{\Lambda}^*) = 0.$$

The Lagrangian of this problem reads

$$(2.11) \quad \mathcal{L}(\underline{Y}, \underline{U}, \underline{\Lambda}) = \frac{\tau}{2} (\underline{Y} - \hat{\underline{Y}})^T \mathcal{M}_1 (\underline{Y} - \hat{\underline{Y}}) + \frac{\tau\beta}{2} \underline{U}^T \mathcal{M} \underline{U} + \underline{\Lambda}^T (\mathcal{K} \underline{Y} - \tau \mathcal{N} \underline{U}).$$

Thus, the optimal solution solves the following set of linear equations,

$$(2.12) \quad 0 = \nabla_Y \mathcal{L}(\underline{Y}, \underline{U}, \underline{\Lambda}) = \tau \mathcal{M}_1(\underline{Y} - \hat{Y}) + \mathcal{K}^T \underline{\Lambda},$$

$$(2.13) \quad 0 = \nabla_U \mathcal{L}(\underline{Y}, \underline{U}, \underline{\Lambda}) = \tau \beta \mathcal{M} \underline{U} - \tau \mathcal{N}^T \underline{\Lambda},$$

$$(2.14) \quad 0 = \nabla_{\Lambda} \mathcal{L}(\underline{Y}, \underline{U}, \underline{\Lambda}) = \mathcal{K} \underline{Y} - \tau \mathcal{N} \underline{U}.$$

Memory-wise, an effective approach to solve this large-scale problem is to use a low-rank approach, which finds a cheap representation of the solution matrix within a low-rank subspace $\text{range}(V)$ and a reduced solution Z , whose number of columns is related to the number of employed time steps,

$$(2.15) \quad Y \approx VZ,$$

and similarly for the other matrix variables U and Λ . In this work we show that we can compute such a low-rank solution more efficiently than recent approaches by rearranging the large system of equations into a generalized Sylvester matrix equation of the form

$$(2.16) \quad A_1 X + X C + A_2 X I_0 - A_3 X D - F_1 F_2^T = 0.$$

The resulting matrix equation can be efficiently solved by using a tailored low-rank Krylov-subspace method. This new approach greatly reduces storage and time requirements while being robust to parameter changes. This matrix equation oriented methodology allows one to clearly identify space and time dimensions, and aims at reducing the problem dimension in the space variables; the time variable is handled using an all-at-once procedure. Similar strategies have been used, for instance, in [5, 14].

One assumption we make is that we have a low-rank approximation or representation of the desired state as

$$(2.17) \quad \hat{Y} \approx Y_1 Y_2^T,$$

with $Y_1 \in \mathbb{R}^{n \times r}$, $Y_2 \in \mathbb{R}^{n_T \times r}$ and $r < n_T$. First, we introduce the auxiliary matrices

$$(2.18) \quad \mathcal{I} = \begin{bmatrix} 1 & & \\ & \ddots & \\ & & 1 \end{bmatrix} \text{ and } C = \begin{bmatrix} 1 & & & \\ -1 & 1 & & \\ & \ddots & \ddots & \\ & & -1 & 1 \end{bmatrix},$$

to rewrite the system matrices as Kronecker products $\mathcal{M} = \mathcal{I} \otimes M$, $\mathcal{M}_1 = \mathcal{I} \otimes M_1$, $\mathcal{N} = \mathcal{I} \otimes N$ and $\mathcal{K} = \mathcal{I} \otimes \tau K + C \otimes M$. With this our system of KKT conditions (2.12) - (2.14) becomes

$$(2.19) \quad \tau(\mathcal{I} \otimes M_1) \underline{Y} + (\mathcal{I} \otimes \tau K^T + C^T \otimes M^T) \underline{\Lambda} - \tau(\mathcal{I} \otimes M_1) \hat{Y} = 0,$$

$$(2.20) \quad \tau \beta (\mathcal{I} \otimes M) \underline{U} - \tau(\mathcal{I} \otimes N^T) \underline{\Lambda} = 0,$$

$$(2.21) \quad (\mathcal{I} \otimes \tau K + C \otimes M) \underline{Y} - \tau(\mathcal{I} \otimes N) \underline{U} = 0.$$

We exploit the relation

$$(2.22) \quad (W^T \otimes V) \text{vec}(Y) = \text{vec}(VYW)$$

to rewrite the equations (2.19) - (2.21) as

$$(2.23) \quad \tau M_1 Y + \tau K^T \Lambda + M^T \Lambda C - \tau M_1 \hat{Y} = 0,$$

$$(2.24) \quad \tau \beta M U - \tau N^T \Lambda = 0,$$

$$(2.25) \quad \tau K Y + M Y C^T - \tau N U = 0.$$

The mass matrix M arising from a standard Galerkin method will always be symmetric and can be considered lumped, i.e., diagonal. Therefore, we can eliminate Equation (2.24) by setting $U = \frac{1}{\beta} M^{-1} N^T \Lambda$ in the remaining two equations,

$$(2.26) \quad \tau M_1 Y + \tau K^T \Lambda + M^T \Lambda C - \tau M_1 \hat{Y} = 0,$$

$$(2.27) \quad \tau K Y + M Y C^T - \frac{\tau}{\beta} N M^{-1} N^T \Lambda = 0,$$

which are equivalent to

$$(2.28) \quad M^{-1} M_1 Y + M^{-1} K^T \Lambda + \Lambda \tilde{C} - M^{-1} M_1 \hat{Y} = 0,$$

$$(2.29) \quad M^{-1} K Y + Y \tilde{C}^T - \frac{1}{\beta} M^{-1} N M^{-1} N^T \Lambda = 0,$$

where $\tilde{C} = \frac{1}{\tau} C$. For now, let us assume that $K = K^T$ but our approach can be easily generalized for non-symmetric K as we will demonstrate later on. Now this representation corresponds to

$$(2.30) \quad \begin{aligned} & M^{-1} K [Y \quad \Lambda] + [Y \quad \Lambda] \underbrace{\begin{bmatrix} \tilde{C}^T & 0 \\ 0 & \tilde{C} \end{bmatrix}}_{C_1} + M^{-1} M_1 [Y \quad \Lambda] \underbrace{\begin{bmatrix} 0 & \mathcal{I} \\ 0 & 0 \end{bmatrix}}_{I_0} + \\ & M^{-1} N M^{-1} N^T [Y \quad \Lambda] \underbrace{\begin{bmatrix} 0 & 0 \\ -\frac{\mathcal{I}}{\beta} & 0 \end{bmatrix}}_D - \underbrace{[0 \quad M^{-1} M_1 \hat{Y}]}_{F_1 F_2^T} = 0. \end{aligned}$$

We denote $X = [Y \quad \Lambda]$, $A_1 = M^{-1} K$, $A_2 = M^{-1} M_1$, $A_3 = M^{-1} N M^{-1} N^T$, $F_1 = M^{-1} M_1 Y_1$ and $F_2 = [0_{n_T \times r}, Y_2]$, where $\hat{Y} = Y_1 Y_2$ with Y_1, Y_2 of low column and row rank, respectively. Then we get the desired format from Equation (2.16) as

$$(2.31) \quad A_1 X + X C_1 + A_2 X I_0 + A_3 X D - F_1 F_2^T = 0,$$

where the left-hand coefficient matrices have size $n \times n$ while the right-hand ones have size $2n_T \times 2n_T$, so that $X \in \mathbb{R}^{n \times 2n_T}$.

3. Low rank solution. The generalized Sylvester equation in (2.31) replaces the large Kronecker product based system of equations (2.19) - (2.21). Since the solution matrix $X \in \mathbb{R}^{n \times 2n_T}$ will be dense and potentially very large, to exploit the new setting it is desirable to find an appropriate approximation space and a low-rank reduced matrix approximation $Z \in \mathbb{R}^{p \times 2n_T}$ such that

$$(3.1) \quad X \approx V_p Z.$$

where the orthonormal columns of $V_p \in \mathbb{R}^{n \times p}$ generate the approximation space. With this setting we can construct a reduced version of the matrix equation (2.31). Let us assume we compute an approximation as in (3.1). Then the residual matrix associated with (2.31) reads

$$(3.2) \quad R = A_1 V_p Z + V_p Z C_1 + A_2 V_p Z I_0 + A_3 V_p Z D - F_1 F_2^T.$$

We impose the Galerkin orthogonality of the residual matrix with respect to the approximation space, which in the matrix inner product is equivalent to writing $V_p^T R = 0$, so that our equation becomes

$$(3.3) \quad V_p^T A_1 V_p Z + V_p^T V_p Z C_1 + V_p^T A_2 V_p Z I_0 - V_p^T F_1 F_2^T = 0.$$

Let us denote the reduced $p \times p$ coefficient matrices as $A_{1,r} := V_p^T A_1 V_p$, $A_{2,r} := V_p^T A_2 V_p$, $A_{3,r} := V_p^T A_3 V_p$ and set $F_{1,r} = V_p^T F_1 \in \mathbb{R}^{p \times 1}$. The resulting reduced equation

$$(3.4) \quad A_{1,r} Z + \mathcal{I}_p Z C_1 + A_{2,r} Z I_0 + A_{3,r} Z D - F_{1,r} F_2^T = 0$$

has the same structure as the original matrix equation (2.31) but its size is reduced to $p \times 2n_T$. By exploiting once again the relation in Equation (2.22), we get the small linear system of equations

$$(3.5) \quad ((\mathcal{I}_{2n_T} \otimes A_{1,r}) + (C_1^T \otimes \mathcal{I}_p) + (I_0^T \otimes A_{2,r}) + (D^T \otimes A_{3,r})) \underline{Z} = F_{1,r} F_2^T,$$

with $\underline{Z} = \text{vec}(Z)$. For a small subspace size $p \ll n$ this system of equations is significantly easier to solve and we can either use a direct or an iterative method to do so. If the obtained approximate solution $V_p Z$ is not sufficiently good, then the space can be expanded and a new approximation constructed, giving rise to an iterative method. The use of low-rank methods within optimization of large-scale systems has been successfully documented in several articles, and we refer the reader to [23, 7, 6, 2] for recent accounts.

4. Subspace computation. To construct the projection (3.1) we need an iterative subspace method, which constructs a relevant subspace for our problem. For this we make use of rational Krylov subspaces

$$(4.1) \quad V_p(A, v, s) = \text{span}\left\{v, (A + s_1 I)^{-1}v, \dots, \prod_{j=1}^{p-1} (A + s_j I)^{-1}v\right\}$$

with shifts s_j as described in [22]. This approach has proven to be very well suited to solve similarly structured problems as the shifts allow for efficient updates of the subspace using relevant information on the matrices' eigenvalues. As an initial vector we take the right-hand side, $v_0 = F_1$, and to construct the subspace (4.1) we employ a tailored strategy to adapt to the different settings. More precisely:

i) *Case $M_1 = M$, N square, full rank.* This corresponds to a setup where desired state and control are both distributed equally on the whole domain Ω . We use the matrix $A = A_1$. We observe that in this case $A_2 = I$ and A_3 is a diagonal nonsingular matrix.

ii) *Case* $M_1 \neq M$, N square, full rank. This corresponds to a setup where, e.g., the resulting state is only observed on a partial domain. We construct a mixed subspace where we add the following two new vectors in step k ,

$$(4.2) \quad \{(A_1 + s_k^{(1)}I)^{-1}v_k, (A_2 + s_k^{(2)}I)^{-1}v_k\},$$

so that the space dimension grows by at most two per iteration, instead of one.

iii) *Case* $M_1 = M$, N tall. In this case, we can only control a partial domain, e.g., the boundary. Here, $A_2 = I$ while $A_3 = M^{-1}NM_b^{-1}N^T$ is not invertible. We thus define $A_3(\alpha) = A_3 + \alpha A_1$, this selection is justified below. In this case we use the following two new vectors in step k ,

$$(4.3) \quad \{(A_1 + s_k^{(1)}A_3(\alpha))^{-1}v_k, (A_3(\alpha) + s_k^{(2)}A_1)^{-1}v_k\},$$

and once again the space dimension grows by at most two per iteration, instead of one.

iv) *Case* $M = M_1$, N square, full rank, $K \neq K^T$. For a number of PDE constraints, like convection-diffusion problems, the stiffness matrix is non-symmetric. In this case, we have to slightly modify the first component A_1X in (2.31) to $A_1X \begin{bmatrix} \mathcal{I} & 0 \\ 0 & 0 \end{bmatrix} + M^{-1}K^T X \begin{bmatrix} 0 & 0 \\ 0 & \mathcal{I} \end{bmatrix}$. Here, again we construct a mixed subspace where we add two new vectors in step k ,

$$(4.4) \quad \{(A_1 + s_k^{(1)}I)^{-1}v_k, (M^{-1}K^T + s_k^{(2)}I)^{-1}v_k\}.$$

A strategy similar to (ii)-(iv) was successfully adopted in [16] for a multiterm linear matrix equation in a different context. The effectiveness of the mixed approaches in (ii)-(iii) relies on the fact that the generated space be rich in eigencomponents of both matrices. In (ii) where A_2 is diagonal and singular with a bounded and tight nonzero spectral interval, a good spectral homogeneity in the space construction can be reached by shifting the matrix A_2 by some α so that the spectra of A_1 and $A_2 + \alpha_2 I_n$ are contained by the same interval. Hence, we introduce a shift parameter α_2 in (2.31) to get

$$(4.5) \quad A_1X + X(C_1 - \alpha_2 I_0) + (A_2 + \alpha_2 I_n)X I_0 - A_3XD - F_1F_2^T = 0.$$

With these premises, a good choice for α_2 is a rough approximation to the largest eigenvalue of A_1 . Due to the good properties of the transformed spectrum, the shifts were computed by only using the projection of the matrix A_1 onto the generated space; more details on the shift selection can be found in [8]. In the cases i) and iv), A_2 is not singular but still the spectra of A_1 and A_2 differ greatly. Applying the same strategy to shift A_2 as in 4.5 also proved to be beneficial in these cases.

In (iii), the structure and singularity of A_3 was significantly more challenging, because $\|A_3\|$ inversely depends on β , hence the spectrum of a shifted version of A_3 may not be enclosed in that of A_1 . We propose to consider the equivalent problem

$$(4.6) \quad A_1X(I - \alpha_3 D) + XC_1 + A_2X I_0 - (A_3 + \alpha_3 A_1)XD - F_1F_2^T = 0.$$

where $\alpha_3 = \frac{1}{\sqrt{\beta}}\|A_3\|_F/\|A_1\|_F$. With this formulation, we found particularly successful the use of the projection of the pair $(A_1, A_3 + \alpha_3 A_1)$ onto the current approximation space to determine the next shifts during the iteration.

Further subspace reduction. By computing $X \approx V_p Z$ we want to reduce storage requirements and computation time. This goal is only achieved if the approximation space dimension remains considerably smaller than n_T . By enriching the subspace as outlined above, however, the space dimension may in principle grow up to n in case the solution is not sufficiently accurate. To keep the subspace as small as possible when it is not optimal we include a truncation scheme which bounds the subspace dimension to less than n_T . Thus, in the worst case the solution will have maximum rank. To reduce the dimension we compute a singular value decomposition of $Z = U \Sigma V^T$, with $\Sigma = \text{diag}(\sigma_1, \dots, \sigma_p)$ where $\sigma_1 \geq \dots \geq \sigma_p$ are the singular values of Z . In case some of the singular values are too small, say $\sigma_i < \varepsilon$ for some i , it is clear that some of the subspace information is not needed for computing a good approximation to the solution. If this occurs we truncate the subspace with $\tilde{p} = i - 1$ by setting

$$(4.7) \quad V_{\tilde{p}} = V_p U_{\tilde{p}},$$

with $U_{\tilde{p}}$ denoting the first \tilde{p} columns of U . Note that the next subspace additions (4.2) are still conducted using v_k from the latest generated vectors in the original subspace V_p , and orthogonalized with respect to the reduced subspace. We refer the reader to the discussion of Table 6.4 for an illustration of the achievable memory savings by adopting this strategy.

5. Residuals and stopping criteria. To determine a computable stopping criterion we monitor the residuals of the two equations (2.26) and (2.27),

$$(5.1) \quad R_1 = \tau M_1 Y + \tau K^T \Lambda + M^T \Lambda C - \tau M_1 \hat{Y},$$

$$(5.2) \quad R_2 = \tau K Y + M Y C^T - \frac{\tau}{\beta} N M^{-1} N^T \Lambda,$$

which are closely related to the original system.

Computing the residuals poses a bottleneck in this scheme as straightforward computation is time consuming and would require forming the full solution $[Y \Lambda] = V_p Z$. To avoid this and substantially speed up the computation time, we rely on a low-rank representation of the residual and calculate its norm making use of an updated QR method. The matrix residuals can be rewritten as

$$(5.3) \quad R_1 = \tau M_1 V_p Z_Y + \tau K^T V_p Z_\Lambda + M V_p Z_\Lambda C - \tau M_1 \hat{Y}$$

$$(5.4) \quad = [\tau M_1 V_p \quad \tau K^T V_p \quad M V_p \quad -\tau M_1 Y_1] \cdot [Z_Y \quad Z_\Lambda \quad Z_\Lambda C \quad Y_2],$$

$$(5.5) \quad R_2 = \tau K V_p Z_Y + M V_p Z_Y C^T - \frac{\tau}{\beta} N M^{-1} N^T V_p Z_\Lambda$$

$$(5.6) \quad \left[\tau K V_p \quad M V_p \quad -\frac{\tau}{\beta} N M^{-1} N^T V_p \right] \cdot [Z_Y \quad Z_Y C^T \quad -Z_\Lambda]^T,$$

where Z_Y denotes the Y -component of Z and Z_Λ denotes the component associated with Λ respectively. Let any of the two quantities be denoted by

$$(5.7) \quad R = R_L R_R^T.$$

Here the matrices have dimensions $R_L \in \mathbb{R}^{n \times (3p+1)}$ and $R_R \in \mathbb{R}^{n_T \times (3p+1)}$. We consider a reduced QR decomposition of the tall and skinny matrix R_L ,

$$(5.8) \quad R_L = Q_1 R_1, \quad \text{with } Q_1 \in \mathbb{R}^{n \times (4p+1)}, \quad R_1 \in \mathbb{R}^{(4p+1) \times (4p+1)}.$$

At each iteration new columns are added to the matrices R_L and R_R . To further reduce the computational cost, we update the QR decomposition so as to avoid a new factorization from scratch at each iteration. Assume that we have a current subspace of size p , so that $V_p = [v_1, \dots, v_p]$ and we add another vector v_{p+1} to the space. Thus, four new columns are added to R_L , which we add to the end of R_L , while keeping the same reordering for R_R . Adding a new column v_{p+1} gives

$$(5.9) \quad [R_L \quad v_{p+1}] = [Q_1 R_1 \quad v_{p+1}] = [Q_1 \quad q_2] \begin{bmatrix} R_1 & R_{1,2} \\ 0 & R_{2,2} \end{bmatrix},$$

where only two column vectors q_2 and $R_{1,2}$ and a scalar value $R_{2,2}$ have to be computed. We have

$$(5.10) \quad Q_1 R_{1,2} + q_2 R_{2,2} = v_{p+1}.$$

Setting $R_{1,2} = Q_1^T v_{p+1}$ and constructing the vector

$$(5.11) \quad \hat{q}_2 = v - Q_1(Q_1^T v_{p+1}) = v_{p+1} - Q_1 R_{1,2},$$

we can set $q_2 = \frac{\hat{q}_2}{\|\hat{q}_2\|}$ and thus $R_{2,2} = \|\hat{q}_2\|$. With this, Equation (5.10) holds and the new column q_2 is orthogonal to Q_1 ,

$$(5.12) \quad Q_1^T q_2 = Q_1^T \frac{\hat{q}_2}{R_{2,2}} = \frac{Q_1^T v_{p+1} - Q_1^T Q_1 Q_1^T v_{p+1}}{R_{2,2}} = 0.$$

Now we can completely avoid forming the full residuals, as with $R = R_L R_R^T = Q_1 R_1 R_R^T$ the desired Frobenius norm of the residual becomes

$$(5.13) \quad \|R\|_F = \sqrt{\text{trace}(R^T R)} = \sqrt{\text{trace}(R_R R_1^T Q_1^T Q_1 R_1 R_R^T)} = \sqrt{\text{trace}(R_R R_1^T R_1 R_R^T)}.$$

To compute the residual norms in this form only a very small matrix of size $n_T \times n_T$ has to be computed. Both of these residuals can be computed without forming the approximations Y and Λ . The use of the trace square root may lead to inaccuracy at the level of the machine epsilon square root. However, our convergence tolerance is in general significantly larger, say 10^{-4} , hence these problems were not encountered.

This computational procedure allows us to cheaply compute both $\|R_1\|_F$ and $\|R_2\|_F$, that is the absolute value of the residual norms. Following the guidelines in [10] for linear matrix equations, we also monitor a scaled backward error norm of the two equations, that is

$$(5.14) \quad \rho_3 = \frac{\|R_1\|_F}{\tau(\|M_1\|_F \|Z_Y\|_F + \|K\|_F \|Z_\Lambda\|_F + \|M\|_F \|\hat{Y}\|_F) + \|M\|_F \|Z_Y\|_F \|C\|_F},$$

$$+ \frac{\|R_2\|_F}{\tau(\|K\|_F \|Z_Y\|_F + \frac{1}{\beta} \|M\|_F \|Z_\Lambda\|_F + \|M\|_F \|Z_Y\|_F \|C\|_F)}.$$

which takes into account the data order of magnitude. Summarizing, we stop our iteration whenever

$$\max\{\|R_1\|_F, \|R_2\|_F, \rho_3\} \leq \text{tol}$$

where **tol** is a prescribed tolerance.

6. Numerical Results. We now present the performance and flexibility of our method on multiple examples for different PDE-constrained optimization problems. The spatial FE-discretizations of the PDE operator were conducted using the deal.II framework [1] with Q1 finite elements and the method described in the previous section was implemented in MATLAB R2018b. All experiments were run on a desktop computer with an INTEL Core i7-4770 Quad-core processor running at 4×3400 MHz with 32 GB of RAM.

We will show robustness with respect to the discretization sizes n and n_T as well as the control parameter β . Furthermore, we demonstrate the applicability of our method to multiple different setups such as partial observation of the desired state, boundary control and a different non-symmetric PDE-operator.

Other low-rank solvers. To emphasize the competitiveness of our new approach we compare it with another low-rank method aimed at the same problem class. The idea of exploiting the system structure to avoid forming a large system of equations and finding a low-rank way to compactly represent the solution is not an entirely new approach. Earlier, in [23] the authors developed a technique rewriting the problem in a low-rank context and solving it with a preconditioned Krylov subspace solver, namely MINRES introduced in [13]. We denote this solver as LRMINRES (low-rank MINRES) ¹.

Here, the variables are represented in a low-rank matrix format rather than vectors, as $Y = W_Y V_Y^T$, $U = W_U V_U^T$ and $\Lambda = W_\Lambda V_\Lambda^T$ and the system of equations (2.23) - (2.25) is split into a matrix product as

$$(6.1) \quad \begin{bmatrix} \tau M_1 W_Y & \tau K^T W_\Lambda & M \Lambda \end{bmatrix} \begin{bmatrix} V_Y^T \\ V_\Lambda^T \\ V_\Lambda^T C \end{bmatrix} = \tau M_1 \hat{Y}$$

for Equation (2.23) and respectively for Equations (2.24) and (2.25). From here, the system of equations is solved with a tailored version of MINRES. Opposed to the original version of MINRES, the residual and all other upcoming variables are formulated as low-rank matrices rather than vectors and subsequently truncated to keep memory requirements low. Combined with exploiting the structure of the low-rank equation system in the upcoming matrix vector products and preconditioning, this method provides a memory efficient and fast alternative to established approaches for solving PDE constrained optimization problems.

A bottleneck in this approach, however, is the setup of a preconditioner. To construct the necessary low-rank preconditioner, a matrix equation needs to be solved which significantly affects the overall performance. Therefore, our approach of directly starting from a matrix equation formulation proves to be superior in many setups.

6.1. Fully observed heat equation. As a first example PDE we use the heat equation with a full observation, thus $\Omega_1 = \Omega$ and $M_1 = M$. This leads to a simplified version of Equation (2.16) as

$$(6.2) \quad A_1 X + X C_1 + X I_0 + A_3 X D - Y_1 F_2^T = 0.$$

¹The LRMINRES MATLAB code used for our comparison is available under <https://www.tu-chemnitz.de/mathematik/wire/pubs/PubCodes.zip>.

First, we will use this simple setup to investigate the convergence behavior and our choice of stopping criteria by comparing the results to a solution obtained by a direct solver accurate up to machine precision. The constant-in-time desired state \hat{Y} is displayed in Figure 6.2a. This constant desired state leads to a low-rank representation of the right hand side of rank 1. The reference solution was obtained by solving the linear equation system of a small setup with MATLABs *backslash* operator. We used a discretization of $n = 1089$ and $n_T = 100$.

The monitored quantities (5.1), (5.2), (5.14) and the actual relative errors to the reference solution are displayed in Figure 6.1. We see that the monitored quantities are a good estimation for the magnitude of the errors as R_1 stays close above the actual errors. Inserting the direct solution into Equation (2.31) gives a residual of $5.11 \cdot 10^{-9}$. Thus, the different scaling of the matrix equation prohibits further accuracy gains once a high accuracy is reached. This effect is reflected in Figure 6.1 as the last iterations do not provide further accuracy gains.

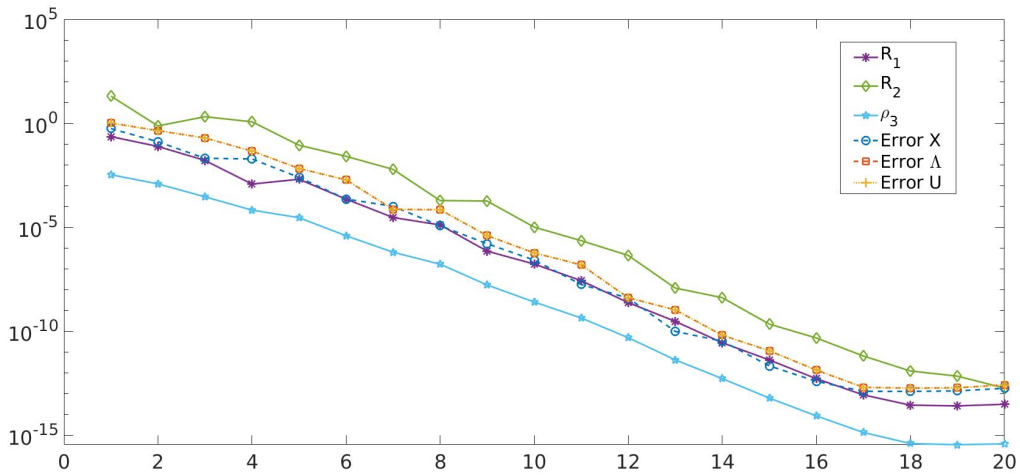


Figure 6.1: Observed stopping criteria and actual error progression.

Example 6.1. We continue with the above simple example, i. e. the heat equation with full observation, $\Omega_1 = \Omega$ and $M_1 = M$ and a constant-in-time desired state. We now investigate the performance of our method with respect to time and space discretization. We vary the number of time steps from 20 to 2500 and the number of spatial discretization nodes from $n = 1024$ to $n = 263169$ which roughly resembles up to a total of 78 million degrees of freedom. Here, again we fix the control parameter to $\beta = 10^{-4}$. As seen in Table 6.1, increasing the discretization size barely impacts the resulting subspace sizes. Additionally, the time needed to solve the optimization problems increases considerably slowly.

n	1024			4225			16641			66049			263169		
n_T	p	time(s)	p	time(s)	p	time(s)	p	time(s)	p	time(s)	p	time(s)	p	time(s)	
20	8	0.09	11	0.10	11	0.26	11	1.02	12	5.82					
100	7	0.05	11	0.24	11	0.29	11	3.45	12	5.90					
500	6	0.05	11	0.23	11	0.42	11	1.16	13	6.61					
2500	6	0.19	11	0.91	11	1.09	10	1.61	15	9.52					

Table 6.1: Example 6.1 Subspace size p and required time for different discretizations.

n	method	1089			4225			16641		
β		p	r	time(s)	p	r	time(s)	p	r	time(s)
10^{-1}	SYS2MATEQ	6	6	0.09	5	5	0.05	5	5	0.14
	LRMINRES	20	17	4.00	22	21	7.49	22	21	31.59
10^{-3}	SYS2MATEQ	7	7	0.07	7	7	0.09	7	7	0.22
	LRMINRES	11	7	1.80	14	11	5.46	11	10	24.75
10^{-5}	SYS2MATEQ	14	13	0.19	14	13	0.23	14	13	0.53
	LRMINRES	7	6	1.08	7	6	4.75	-	-	-

Table 6.2: Example 6.2. Comparison between the new SYS2MATEQ and another low-rank scheme LRMINRES regarding required memory and time for \hat{Y} with rank 1.

Example 6.2. With the same data as in Example 6.1 we report on performance comparisons with the low-rank preconditioned MINRES (LRMINRES) proposed in [23] and introduced above. We fixed the number of time steps to $n_T = 100$ and computed solutions for different discretization sizes and control parameters β . The maximum discretization size here is $n = 16641$. The results in Table 6.2 reveal that our method’s performance is superior regarding both required memory and CPU time. Here, our method is labeled as SYS2MATEQ. The column denoted by p states the subspace size for SYS2MATEQ, while for LRMINRES it denotes the maximum rank per vector needed during the iterations of which up to 15 are required. The column r states the rank of the final solution in both methods. Note that even though sometimes the ranks achieved by LRMINRES are smaller the required memory to store the solution is still greater. This is because the LRMINRES scheme needs to store a low-rank representation $U_1 U_2^T$ for each of the three variables as opposed to SYS2MATEQ where the same subspace V_p is used for all variables. Additionally, during the iterations our method needs to store only one subspace of size p , whereas LRMINRES requires to store multiple vectors of size p . Also note, that our scheme does not rely on the time consuming computation of a preconditioner as in LRMINRES which requires the solution of a matrix equation that gets increasingly difficult for large spatial discretizations combined with small β . For the last entry of Table 6.2 LRMINRES did not reach convergence.

With the same settings as before, we now raise the rank of the desired state \hat{Y} to 6 – leading

to a larger rank matrix $F_1 F_2^T$ – and compare both methods once again. Table 6.3 displays the results as before. Again, our method successfully converges with a small subspace sizes within a very short amount of time, whereas LRMINRES was considerably slower especially for larger problem sizes and did not converge for the largest discretization with β being very small.

n	β	method	1089			4225			16641		
			p	r	time(s)	p	r	time(s)	p	r	time(s)
10^{-1}		SYS2MATEQ	21	21	0.38	21	21	0.47	19	19	0.72
		LRMINRES	29	22	20.77	27	25	13.38	29	29	23.63
10^{-3}		SYS2MATEQ	31	31	1.08	30	30	1.09	30	29	1.77
		LRMINRES	15	11	2.22	17	11	11.19	19	15	31.05
10^{-5}		SYS2MATEQ	49	43	3.75	49	44	3.97	51	41	5.88
		LRMINRES	11	8	1.49	11	9	6.14	-	-	-

Table 6.3: Example 6.2. Comparison of SYS2MATEQ and LRMINRES, regarding required memory and CPU time for $\text{rank}(\hat{Y})=6$.

We are also interested in the memory savings our method provides. Therefore, we monitor the memory consumption of SYS2MATEQ, LRMINRES and a full rank MINRES method for the same set-ups displayed in Table 6.3. For SYS2MATEQ we monitor the memory needed to construct the subspace, the reduced solution and the setup of the reduced equation system (3.5). For LRMINRES we monitor the memory for all vectors that are used. For comparison we additionally report the memory consumed by a standard MINRES method only to store the required vectors, not taking into account the system matrix and preconditioner. The results are shown in Table 6.4. The quantities refer to the overall memory consumption in megabytes during the process of solving the equation system with the respective method. We see that even with constructing the reduced equation system 3.5 the memory requirements stay well below those of a not low-rank approach.

6.2. Partial observation on heat equation. Until now we only investigated the case where $M = M_1$ and therefore the matrix A_2 being the identity. One highly interesting and challenging problem is the optimization under partial observation, meaning the desired state is only of interest on a partial domain $\Omega_1 \subseteq \Omega$. This leads to a singular matrix M_1 , which further increases the difficulty of the PDE-constrained optimization problem. When we set up the rational Krylov subspace with only A_1 for this setting, we do not reach convergence. Therefore, we add up to two new vectors in each iteration as outlined in Section 4.

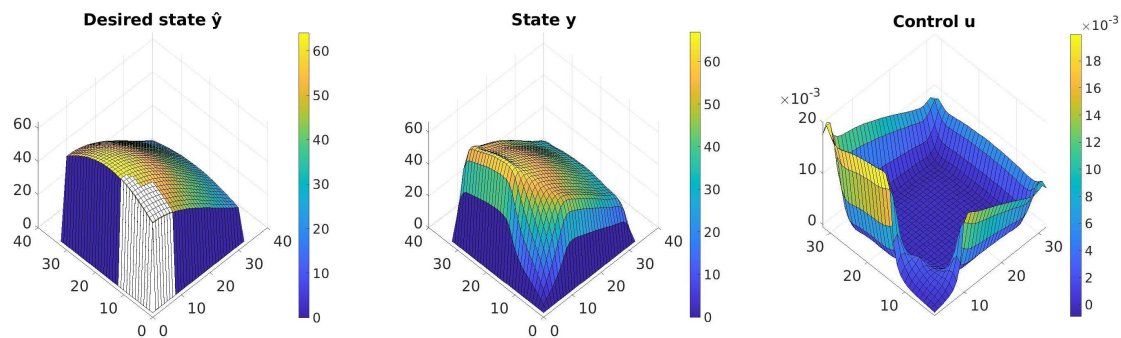
Example 6.3. We solved the problem with control parameter $\beta = 10^{-4}$ and 100 time steps on a grid of 1089 spatial DoFs. In Figure 6.2a we see the desired state for this problem and the white area is an example of 100 non-observed nodes, roughly 10%. Hence, the corresponding entries in M_1 are set to 0. Figure 6.2b and 6.2c show the resulting state and control respectively for a fixed time step $t = 25$. Table 6.5 shows the results when increasing the number of unobserved nodes from $n_0 = 0$ to $n_0 = 900$ which is about 90%

n	β	Memory (MB)		
		SYS2MATEQ	LRMINRES	MINRES
1089	1e-1	4.46	8.11	15.39
	1e-3	8.06	6.14	15.39
	1e-5	17.58	4.54	15.39
4225	1e-1	8.58	19.21	60.46
	1e-3	12.57	19.35	60.46
	1e-5	24.36	16.15	60.46
16641	1e-1	23.50	71.74	241.84
	1e-3	31.86	80.56	241.84
	1e-5	51.91	205.85	241.84

Table 6.4: Example 6.2. Memory requirements of all considered methods.

of the nodes. Here, the constructed subspaces are not optimal. Thus, we make use of the truncation modification outlined in Chapter 4. We see that the time and iterations needed to solve this more challenging problem are higher than for the fully observed case in the table's first row. For the non-truncated case with full V_p , the columns denoted by p for the subspace size and r for the solution rank show a discrepancy which disappears with stricter truncation. When truncating with a tolerance of 10^{-10} both values coincide for all cases. In some cases applying this truncation greatly increases the number of iterations needed to find a solution but the end result is a higher memory reduction. Thus, this option can be toggled to better reflect the desired behavior.

Unfortunately, the LRMINRES scheme from [23] is not adapted for the case of $M \neq M_1$. Hence, we have no other low-rank method to compare the performance of our method with.



(a) Partially observed desired state (b) State solution for partial observation (c) Control solution for partial observation

Figure 6.2: Example 6.3. Solution at a fixed time instant for a partial observation.

n_0	full V_p				truncated $V_p, 10^{-12}$				truncated $V_p, 10^{-10}$			
	time(s)	iters	p	r	time(s)	iters	p	r	time(s)	iters	p	r
0	0.06	7	7	7	0.05	7	7	7	0.06	7	7	7
100	0.67	19	31	29	0.67	19	30	29	0.69	19	23	23
300	1.46	26	42	34	1.41	26	35	34	1.20	28	26	26
500	2.55	32	51	37	2.52	34	38	36	24.41	142	29	29
700	1.50	26	42	37	1.59	27	38	36	2.46	42	29	29
900	0.82	21	34	34	0.84	21	33	33	0.75	21	25	25

Table 6.5: Example 6.3. Results for different levels of partial observation.

6.3. Boundary Control. Another setup of high interest is having a non-distributed control. Here, we take a boundary control problem as an example. This leads to the control u not being distributed on Ω but only on a subdomain $\Omega_b \subset \Omega$. Therefore, we get a smaller mass matrix $M_b \in \mathbb{R}^{n_b \times n_b}$ associated with U present on $n_b < n$ spatial nodes, and $N \in \mathbb{R}^{n \times n_b}$ is now rectangular (tall). Therefore, we have a modification of Equation (2.31) as

$$(6.3) \quad A_1 X + X C_1 + X I_0 + A_3 X D - F_1 F_2^T = 0$$

with $A_1 = M^{-1}K$ and $A_3 = M^{-1}N M_b^{-1}N^T$. Here, the subspace we compute is derived from A_1 and A_3 as in (4.2).

Example 6.4. As before, we use $n_T = 100$ time steps and a convergence threshold of 10^{-4} for this setup. Results with a constant in time desired state for different levels of spatial discretization and different values for β are displayed in Table 6.6. SYS2MATEQ produces robust results with respect to the discretization size as we can only see a small increase in the ranks throughout discretization. Additionally, the results are acquired within a short amount of time even for small β . For larger discretization sizes the required time grows only slightly opposed to LRMINRES where time requirements increase substantially for larger discretization sizes.

n	β	method	1089			4225			16641		
			p	rank	time(s)	p	rank	time(s)	p	rank	time(s)
10^{-1}		SYS2MATEQ	72	47	3.92	80	47	7.33	80	47	16.35
		LRMINRES	29	15	29.47	28	16	113.99	28	16	496.70
10^{-3}		SYS2MATEQ	64	46	3.68	68	46	5.08	74	46	14.35
		LRMINRES	25	12	12.70	24	14	35.53	24	14	158.82
10^{-5}		SYS2MATEQ	104	45	12.36	116	44	18.95	107	44	28.48
		LRMINRES	21	16	34.20	21	16	142.83	20	16	694.93

Table 6.6: Example 6.4. Comparisons between the new SYS2MATEQ and LRMINRES regarding required memory and time for a boundary control problem.

6.4. Non-symmetric convection-diffusion PDE. Until now we only investigated the performance of our method under the constraint of a heat equation. But for more challenging PDEs our method works just as well, e.g. the convection-diffusion equation,

$$(6.4) \quad \dot{y} = \varepsilon \nabla^2 y - v \cdot \nabla y + u,$$

with diffusion coefficient ε and velocity field v . When $\varepsilon \ll 1$, the equation is convection-dominated and solving it is a challenging task. As the stiffness matrix K of the resulting equation system is non-symmetric, we have to adjust the matrix equation accordingly. Thus, we get another modification of Equation (2.31) for this setup as

$$(6.5) \quad A_1 X \begin{bmatrix} \mathcal{I} & 0 \\ 0 & 0 \end{bmatrix} + M^{-1} K^T X \begin{bmatrix} 0 & 0 \\ 0 & \mathcal{I} \end{bmatrix} + X C_1 + A_2 X I_0 + A_3 X D - F_1 F_2^T = 0.$$

Example 6.5. We consider example 3.1.4 from [21] with a recirculating wind $v(x, y) = (2y(1 - x^2), -2x(1 - y^2))$ as the underlying model. The velocity field v is displayed in Figure 6.3a. In Figures 6.3b-6.3c the desired state and a snapshot of a control solution for $\beta = 10^{-5}$ are displayed for $n = 4225$ and $n_T = 100$. The SYS2MATEQ method produces reliable results throughout a range of different values for ε and β as reported in Table 6.7. Even very small values in ε do not pose a problem to the solver.

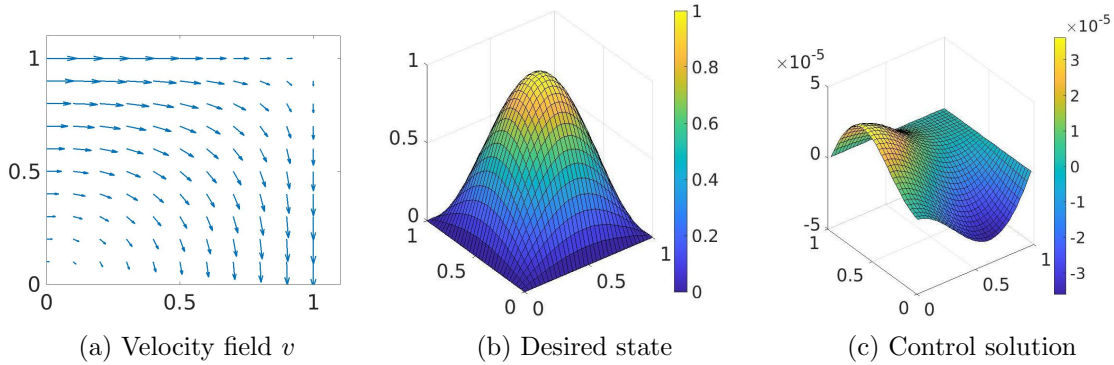


Figure 6.3: Example 6.5. Solution at a fixed time instant for convection-diffusion problem.

7. Conclusion and Outlook. We proposed a new scheme to solve a class of large-scale PDE-constrained optimization problems in a low-rank format. This method relied on the reformulation of the KKT saddle point system into a matrix equation, which was subsequently projected onto a low dimensional space generated with rational Krylov type iterations. We showed that the method's convergence is robust with respect to different discretizations and parameters. Furthermore we demonstrated higher memory and time savings compared to an established low-rank scheme. Additionally, the SYS2MATEQ is very flexible with respect to different constraints such as non-symmetric PDE operators or partial state observation.

n	β	ε	4225			16641			66049		
			mem	p	time	mem	p	time	mem	p	time
10^{-1}		1	0.03	5	0.25	0.01	1	0.43	0.01	1	4.61
		10^{-1}	0.05	9	0.27	0.07	13	1.51	0.05	9	7.87
		10^{-2}	0.15	29	1.42	0.10	19	2.56	0.10	19	15.40
		10^{-3}	0.23	43	3.04	0.09	17	2.96	0.09	17	17.16
10^{-3}		1	0.06	11	0.33	0.05	9	1.10	0.05	9	9.07
		10^{-1}	0.09	17	0.51	0.09	17	2.17	0.05	9	7.94
		10^{-2}	0.08	15	0.55	0.10	19	2.71	0.07	13	10.60
		10^{-3}	0.34	65	8.29	0.07	13	2.37	0.09	17	16.97
10^{-5}		1	0.10	19	0.70	0.08	15	2.08	0.08	15	13.53
		10^{-1}	0.02	3	0.08	0.02	3	0.38	0.16	31	26.91
		10^{-2}	0.04	7	0.18	0.02	3	0.48	0.02	3	3.01
		10^{-3}	0.08	15	0.56	0.02	3	1.06	0.02	3	6.10

Table 6.7: Example 6.5. Results for different diffusion coefficients ε for the convection-diffusion problem with different parameters β and different spatial discretizations.

In the future, we plan on further investigating the subspace choice and the performance of our scheme for other challenging setups. Further improvements are expected from realizing a truncation or restarting mechanism in cases where the subspaces become unexpectedly large.

Acknowledgments. The work of the first and third authors was supported by the German ScienceFoundation (DFG) through grant 1742243256 - TRR 9. The second author is a member of Indam-GNCS. Its support is gratefully acknowledged. This work was also supported by the DAAD-MIUR Mobility Program 2018 “Optimization and low-rank solvers for isogeometric analysis (34876)” between TU-Chemnitz and the Università di Bologna.

REFERENCES

- [1] W. BANGERTH, R. HARTMANN, AND G. KANSCHAT, *Deal.II - A General-purpose Object-oriented Finite Element Library*, ACM Transactions on Mathematical Software, 33 (2007), <https://doi.org/10.1145/1268776.1268779>.
- [2] P. BENNER, A. ONWUNTA, AND M. STOLL, *Block-diagonal preconditioning for optimal control problems constrained by pdes with uncertain inputs*, SIAM Journal on Matrix Analysis and Applications, 37 (2016), pp. 491–518.
- [3] M. BENZI, G. H. GOLUB, AND J. LIESEN, *Numerical solution of saddle point problems*, Acta Numerica, 14 (2005), p. 1137, <https://doi.org/10.1017/S0962492904000212>.
- [4] L. T. BIEGLER, O. GHATTAS, M. HEINKENSCHLOSS, AND B. VAN BLOEMEN WAANDERS, *Large-scale PDE-constrained optimization: an introduction*, in Large-Scale PDE-Constrained Optimization, Springer, 2003, pp. 3–13.
- [5] T. BREITEN, V. SIMONCINI, AND M. STOLL, *Fast iterative solvers for fractional differential equations*, ETNA, 45 (2016), pp. 107–132.
- [6] A. CICHOCKI, A.-H. PHAN, Q. ZHAO, N. LEE, I. V. OSELEDETS, M. SUGIYAMA, AND D. MANDIC,

- Tensor networks for dimensionality reduction and large-scale optimizations. part 2 applications and future perspectives*, arXiv preprint arXiv:1708.09165, (2017).
- [7] S. DOLGOV, J. W. PEARSON, D. V. SAVOSTYANOV, AND M. STOLL, *Fast tensor product solvers for optimization problems with fractional differential equations as constraints*, Applied Mathematics and Computation, 273 (2016), pp. 604–623.
 - [8] V. DRUSKIN AND V. SIMONCINI, *Adaptive rational Krylov subspaces for large-scale dynamical systems*, System & Control Letters, 60 (2011), pp. 546–560, <https://doi.org/10.1016/j.sysconle.2011.04.013>.
 - [9] M. FISHER, J. NOCEDAL, Y. TRÉMOLET, AND S. J. WRIGHT, *Data assimilation in weather forecasting: a case study in pde-constrained optimization*, Optimization and Engineering, 10 (2009), pp. 409–426.
 - [10] N. J. HIGHAM, *Accuracy and Stability of Numerical Algorithms*, Other Titles in Applied Mathematics, Society for Industrial and Applied Mathematics, 2nd ed., 2002, <https://doi.org/10.5555/579525>.
 - [11] M. HINZE, R. PINNAU, M. ULBRICH, AND S. ULBRICH, *Optimization with PDE Constraints*, Mathematical Modelling: Theory and Applications, Springer-Verlag, New York, 2009.
 - [12] K. ITO AND K. KUNISCH, *Lagrange multiplier approach to variational problems and applications*, vol. 15 of Advances in Design and Control, Society for Industrial and Applied Mathematics (SIAM), Philadelphia, PA, 2008.
 - [13] C. C. PAIGE AND M. A. SAUNDERS, *Solution of sparse indefinite systems of linear equations*, SIAM Journal on Numerical Analysis, 12 (1975), pp. 617 – 629.
 - [14] D. PALITTA, *Matrix equation techniques for certain evolutionary partial differential equations*, Tech. Report arXiv:1908.11851v2, arXiv, 2019.
 - [15] J. W. PEARSON, M. STOLL, AND A. J. WATHEN, *Regularization-robust preconditioners for time-dependent PDE-constrained optimization problems*, SIAM Journal on Matrix Analysis and Applications, 33 (2012), pp. 1126–1152.
 - [16] C. E. POWELL, D. SILVESTER, AND V. SIMONCINI, *An efficient reduced basis solver for stochastic galerkin matrix equations*, SIAM Journal on Scientific Computing, 39 (2017), pp. A141–A163.
 - [17] T. REES, H. S. DOLLAR, AND A. J. WATHEN, *Optimal solvers for PDE-constrained optimization*, SIAM Journal on Scientific Computing, 32 (2010), pp. 271–298.
 - [18] T. REES AND M. STOLL, *Block-triangular preconditioners for PDE-constrained optimization*, Numerical Linear Algebra with Applications, 17 (2010), pp. 977–996, <https://doi.org/10.1002/nla.693>.
 - [19] O. SCHENK, M. MANGUOGLU, A. SAMEH, M. CHRISTEN, AND M. SATHE, *Parallel scalable PDE-constrained optimization: antenna identification in hyperthermia cancer treatment planning*, Computer Science - Research and Development, 23 (2009), pp. 177–183, <https://doi.org/10.1007/s00450-009-0080-x>.
 - [20] J. SCHÖBERL AND W. ZULEHNER, *Symmetric indefinite preconditioners for saddle point problems with applications to PDE-constrained optimization problems*, SIAM Journal on Matrix Analysis and Applications, 29 (2007), pp. 752–773.
 - [21] D. SILVESTER, H. ELMAN, AND A. WATHEN, *Finite Elements and Fast Iterative Solvers: With Applications in Incompressible Fluid Dynamics*, Oxford University Press, United Kingdom, first ed., 2005.
 - [22] V. SIMONCINI, *Computational Methods for Linear Matrix Equations*, SIAM Review, 58 (2016), pp. 377–441, <https://doi.org/10.1137/130912839>.
 - [23] M. STOLL AND T. BREITEN, *A low-rank in time approach to PDE-constrained optimization*, SIAM Journal on Scientific Computing, 37 (2014), <https://doi.org/10.1137/130926365>.
 - [24] F. TRÖLTZSCH, *Optimal Control of Partial Differential Equations: Theory, Methods and Applications*, vol. 112 of Graduate Studies in Mathematics, AMS, 2010, <https://doi.org/10.1090/gsm/112>.