

Optimal Time Trajectory and Coordination for Connected and Automated Vehicles [★]

Andreas A. Malikopoulos ^a, Logan Beaver ^a, Ioannis Vasileios Chremos ^a

^a*Department of Mechanical Engineering, University of Delaware, 126 Spencer Lab, 130 Academy Street, Newark, DE, 19716, USA*

Abstract

In this paper, we provide a decentralized theoretical framework for coordination of connected and automated vehicles (CAVs) at different traffic scenarios. The framework includes: (1) an upper-level optimization that yields for each CAV its optimal time trajectory and lane to pass through a given traffic scenario while alleviating congestion; and (2) a low-level optimization that yields for each CAV its optimal control input (acceleration/deceleration). We provide a complete, analytical solution of the low-level optimization problem that includes the rear-end, speed-dependent safety constraint. Furthermore, we provide a problem formulation for the upper-level optimization in which there is no duality gap. The latter implies that the optimal time trajectory for each CAV does not activate any of the state, control, and safety constraints of the low-level optimization, thus allowing for online implementation. Finally, we present a geometric duality framework with hyperplanes to derive the condition under which the optimal solution of the upper-level optimization always exists. We validate the effectiveness of the proposed theoretical framework through simulation.

Key words: Connected and automated vehicles, cyber-physical systems, emerging mobility, decentralized optimal control, autonomous intersections, path planning.

1 Introduction

Emerging mobility systems, e.g., connected and automated vehicles (CAVs), shared mobility, provide the most intriguing opportunity for enabling users to better monitor transportation network conditions and make better operating decisions to improve safety and reduce pollution, energy consumption, and travel delays; see Zhao and Malikopoulos (2019). Emerging mobility systems are typical cyber-physical systems where the cyber component (e.g., data and shared information through vehicle-to-vehicle and vehicle-to-infrastructure communication) can aim at optimally controlling the physical entities (e.g., CAVs, non-CAVs); see Cassandras (2017). The cyber-physical nature of such systems is associated with significant control challenges and gives rise to a new level of complexity in modeling and control; see Ferrara et al. (2018). As we move to increasingly complex emerging mobility systems, new control approaches are

needed to optimize the impact on system behavior of the interplay between vehicles at different traffic scenarios.

Varaiya (1993) provided the key features of an automated mobility system along with a control system architecture. An automated mobility system can alleviate congestion, reduce energy use and emissions, and improve safety by increasing significantly traffic flow as a result of closer packing of automatically controlled vehicles in platoons. Forming platoons of vehicles traveling at high speed was a popular system-level approach to address traffic congestion that gained momentum in the 1980s and 1990s; see Shladover et al. (1991); Rajamani et al. (2000). Addressing string stability of platoons, see Besselink and Johansson (2017), has been a technical challenge before demonstrating their significant benefit; see Larson et al. (2015); Alam and Johansson (2015). Ramp metering has been another common approach used to regulate the flow of vehicles merging into freeways to decrease traffic congestion; see Papa-georgiou and Kotsialos (2002). One of the very early efforts in this direction was proposed by Athans (1969) for safe and efficient coordination of merging maneuvers with the intention of avoiding congestion. Assuming a given merging sequence, Athans formulated the merging problem as a linear optimal regulator, proposed by

[★] This research was supported in part by ARPAE's NEXTCAR program under the award number DE-AR0000796 and by the Delaware Energy Institute (DEI).

Email addresses: andreas@udel.edu (Andreas A. Malikopoulos), lbeaver@udel.edu (Logan Beaver), ichremos@udel.edu (Ioannis Vasileios Chremos).

Levine and Athans (1966), to control a single string of vehicles, with the aim of minimizing the speed errors that will affect the desired headway between each consecutive pair of vehicles.

1.1 Related Work

In a typical commute, we encounter traffic scenarios that include merging at roadways and roundabouts, crossing intersections, cruising in congested traffic, passing through speed reduction zones, and lane-merging or passing maneuvers. These scenarios, along with the driver responses to various disturbances, contribute to traffic congestion. Several research efforts have been reported in the literature towards developing control algorithms for coordinating CAVs at such traffic scenarios to alleviate congestion. Dresner and Stone (2004) proposed the use of the reservation scheme to control a single intersection of two roads with vehicles traveling with similar speed on a single direction on each road, i.e., no turns are allowed. In their approach, each vehicle is treated as a driver agent who requests the reservation of the space-time cells to cross the intersection at a particular time interval defined from the estimated arrival time to the intersection. Since then, numerous approaches have been reported in the literature to achieve safe and efficient control of traffic through intersections; see Dresner and Stone (2008); de La Fortelle (2010). Some efforts have proposed model predictive control that allows each vehicle to optimize its movement locally in a distributed manner; see Kim and Kumar (2014); Kloock et al. (2019). Other research efforts have employed scheduling theory based on which the vehicles can make a decision about the appropriate schedule of crossing an intersection; see Alonso et al. (2011); De Campos et al. (2015). Colombo and Del Vecchio (2015) constructed the invariant set for the control inputs that ensure lateral collision avoidance. There has been also some work focusing on multi-objective optimization problems for intersection coordination, mostly solved as a receding horizon control problem; see Kamal et al. (2013, 2014); Campos et al. (2014); Makarem et al. (2013); Qian et al. (2015). More recently, a study by Tachet et al. (2016) indicated that transitioning from intersections with traffic lights to autonomous intersections, where vehicles can coordinate and cross the intersection without the use of traffic lights, has the potential of doubling capacity and reducing delays.

In prior work, we presented a decentralized optimal control framework for coordinating online CAVs in different traffic scenarios, e.g., at merging roadways, intersections, adjacent intersections, speed reduction zones, roundabouts, and corridors; see Rios-Torres and Malikopoulos (2017b,a); Malikopoulos et al. (2018); Mahbub et al. (2019); Malikopoulos et al. (2019); Mahbub et al. (2020). The framework provides a closed-form analytical solution that exists under certain conditions,

see Mahbub and Malikopoulos (2020), and which, based on Hamiltonian analysis, yields for each CAV the optimal acceleration/deceleration at any time in the sense of minimizing fuel consumption. The solution allows the CAVs to coordinate and pass through these traffic scenarios without creating congestion and under the hard safety constraint of collision avoidance. Similar control approaches have considered passengers' comfort in addition to alleviating congestion; see Ntousakis et al. (2016); Zhang and Cassandras (2019a). A detailed discussion of the research efforts that have been reported in the literature to date in this area can be found in Rios-Torres and Malikopoulos (2017a) and Guanetti et al. (2018).

1.2 Contributions of This Paper

In this paper, we provide a decentralized theoretical framework for coordination of CAVs in different traffic scenarios that include merging at roadways and roundabouts, crossing intersections, cruising in congested traffic, passing through speed reduction zones, and lane-merging or passing maneuvers. The framework includes a two-level joint optimization: (I) an upper-level optimization that yields for each CAV its optimal time trajectory and appropriate lane, to pass through a traffic scenario while alleviating congestion, and (II) a low-level optimization that yields for each CAV its optimal control input (acceleration/deceleration) subject to the state, control, and safety constraints.

The contributions of this paper are: (1) a complete, analytical solution of the low-level optimization problem that includes the rear-end safety constraint, where the safe distance is a function of speed; (2) a problem formulation for the upper-level optimization in which there is no duality gap, implying that the optimal time trajectory for each CAV does not activate any of the state, control, and safety constraints of the low-level optimization, thus allowing for online implementation; (3) a geometric duality framework with hyperplanes to derive the condition under which the solution of the upper-level optimization always exists. A limited-scope analysis of the low-level optimization was presented in Malikopoulos and Zhao (2019b), where we formulated the problem with the rear-end, speed-dependent safety constraint without providing the complete analysis and technical details related to the different possible activation of the constrained arcs though. A preliminary formulation of the upper-level optimization was discussed in Malikopoulos and Zhao (2019a), where we introduced the idea of deriving the optimal time trajectories of CAVs.

The proposed framework advances the state of the art in the following ways. First, in contrast to other efforts reported in the literature, see Rios-Torres and Malikopoulos (2017b); Ntousakis et al. (2016); Malikopoulos et al. (2018); Mahbub et al. (2019); Malikopoulos et al. (2019),

where either the safety constraint was not considered, or considered using a constant safety distance, see Zhang and Cassandras (2019a), in our framework, the low-level analytical solution considers the safety distance between the CAVs to be a function of speed leading to a complicated, yet very interesting, analysis. Moreover, we augment the double integrator model representing a CAV with an additional state corresponding to the distance from its preceding CAV, thus we are able to address the lateral collision constraint in the low-level optimization. Second, in several efforts reported in the literature to date, the upper-level optimization either (a) was implemented with centralized approaches; see Dresner and Stone (2008); de La Fortelle (2010); Alonso et al. (2011); De Campos et al. (2015); or (b) was considered known through a given protocol Ntousakis et al. (2016); Malikopoulos and Zhao (2019b); or (c) was implemented using a strict first-in-first-out queueing structure; see Rios-Torres and Malikopoulos (2017b); Malikopoulos et al. (2018, 2019); Zhang and Cassandras (2019a); Azimi et al. (2014). In our proposed framework, the upper-level optimization yields, in a decentralized fashion, the optimal time for each CAV to pass a given traffic scenario along with the appropriate lane that needs to occupy. Finally, in contrast to the research efforts reported in the literature to date, the solution of the upper-level optimization allows CAVs to change lanes.

1.3 Organization of This Paper

The structure of the paper is organized as follows. In Section 2, we provide the modeling framework and our assumptions. In Section 3, we formulate the low-level optimization problem and derive the analytical solution. In Section 4, we formulate the upper-level optimization problem and prove that it imposes no duality gap. In Section 5, we validate the effectiveness of the proposed theoretical framework through simulation. Finally, we provide concluding remarks and discuss potential directions for future research in Section 6.

2 Modeling Framework

Although the theoretical framework presented in this paper can be applied to any traffic scenario, e.g., merging at roadways and roundabouts, cruising in congested traffic, passing through speed reduction zones, and lane-merging or passing maneuvers, we use an intersection as a reference to provide the fundamental ideas and results. This is because an intersection has unique features which makes it technically more challenging compared to other traffic scenarios. However, our analysis and results can be applied to other traffic scenarios too.

We consider CAVs at a 100% penetration rate crossing a signal-free intersection (Fig. 1). The region at the center of the intersection, called *merging zone*, is the area of

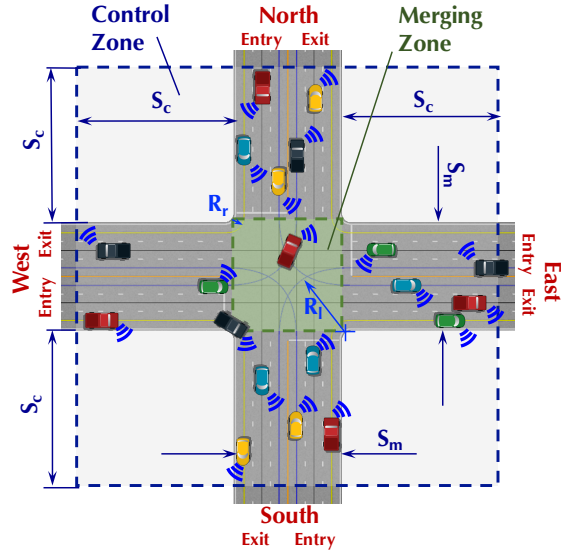


Fig. 1. A signal-free intersection with connected and automated vehicles.

potential lateral collision of CAVs. The intersection has a *control zone* inside of which the CAVs can communicate with each other and with a *crossing protocol*. The crossing protocol, defined formally in the next subsection, stores the CAVs' time trajectories from the time they enter until the time they exit the control zone. The distance from the entry of the control zone until the entry of the merging zone is S_c and, although it is not restrictive, we consider to be the same for all entry points of the control zone. We also consider the merging zone to be a square of side S_m (Fig. 1). Note that S_c could be in the order of hundreds of meters depending on the CAVs' communication range capability, while S_m is the length of a typical intersection. The CAVs crossing the intersection can also make a right turn of radius R_r , or a left turn of radius R_l (Fig. 1). The aforementioned values of the intersection's geometry are not restrictive in our modeling framework, and are used only to determine the total distance traveled by each CAV inside the control zone.

Let $\mathcal{N}(t) = \{1, \dots, N(t)\}$, $N(t) \in \mathbb{N}$, be the set of CAVs inside the control zone at time $t \in \mathbb{R}^+$. Let t_i^f be the time for CAV i to exit the control zone. There is a number of ways to determine t_i^f for each CAV i . For example, we may impose a strict first-in-first-out queueing structure, see Rios-Torres and Malikopoulos (2017b); Malikopoulos et al. (2018, 2019); Zhang and Cassandras (2019a), where each CAV must enter the merging zone in the same order it entered the control zone. The policy, which determines the time t_i^f that each CAV i exits the control zone, is the result of an upper-level optimization problem which can aim at maximizing the throughput at the intersection. On the other hand, deriving the optimal control input (minimum acceleration/deceleration) for each CAV $i \in \mathcal{N}(t)$ from the time t_i^0 it enters the con-

trol zone until the target t_i^f is the result of a low-level optimization problem that can aim at minimizing the energy of each individual CAV.

In what follows, we present a two-level, joint optimization framework: (1) an upper-level optimization that yields for each CAV $i \in \mathcal{N}(t)$, with a given origin (entry of the control zone) and desired destination (exit of the control zone), (a) the minimum time t_i^f to exit the control zone and (b) optimal path including the lanes that each CAV should be occupying while traveling inside the control zone; and (2) a low-level optimization that yields, for CAV $i \in \mathcal{N}(t)$, its optimal control input (acceleration/deceleration) to achieve the optimal path and t_i^f derived in (1) subject to the state, control, and safety constraints. The two-level optimization framework is executed by each CAV $i \in \mathcal{N}(t)$ as follows. When a CAV i enters the control zone at t_i^0 , it accesses the crossing protocol that includes the time trajectories, defined formally in the next subsection, of each CAV cruising inside the control zone. If two, or more, CAVs enter the control zone simultaneously, then the crossing protocol decides arbitrarily the sequence that each of these CAVs will get access to the information. Then, the CAV solves the upper-level optimization problem and derives the minimum time t_i^f to exit the control zone along with the appropriate lanes that should occupy. The minimum time t_i^f of the upper-level optimization problem is the input of the low-level optimization problem.

The implications of the proposed optimization framework are that CAVs do not have to come to a full stop at the intersection, thereby conserving momentum and fuel while also improving travel time. Moreover, by optimizing each CAV's acceleration/deceleration, we minimize transient engine operation, and thus we have additional benefits in fuel consumption. In our analysis, we consider that each CAV $i \in \mathcal{N}(t)$ is governed by the following dynamics

$$\begin{aligned} \dot{p}_i(t) &= v_i(t), \\ \dot{v}_i(t) &= u_i(t), \\ \dot{s}_i(t) &= \xi_i \cdot (v_k(t) - v_i(t)), \quad t \in [t_i^0, t_i^f], \end{aligned} \quad (1)$$

where t_i^0 and t_i^f correspond to the times that CAV i enters and exits the control zone, respectively; $p_i(t) \in \mathcal{P}_i$ is the position of each CAV i from the entry until the exit of the control zone at t ; $v_i(t) \in \mathcal{V}_i$ and $u_i(t) \in \mathcal{U}_i$ are the speed and acceleration/deceleration (control input) of each CAV i inside the control zone at t ; $s_i(t) \in \mathcal{S}_i$ denotes the distance of CAV i from CAV k which is physically located ahead of i (e.g., k either cruising on the same lane as i , or crossing the merging zone and can cause lateral collision with i – in the latter we have $\dot{s}_i(t) = -\xi_i \cdot v_i(t)$), and ξ_i is a reaction constant of CAV i . The sets $\mathcal{P}_i, \mathcal{V}_i, \mathcal{U}_i$, and \mathcal{S}_i , $i \in \mathcal{N}(t)$, are complete and totally bounded subsets of \mathbb{R} .

Let $x_i(t) = [p_i(t) \ v_i(t) \ s_i(t)]^T$ denote the state of each CAV i taking values in $\mathcal{X}_i = \mathcal{P}_i \times \mathcal{V}_i \times \mathcal{S}_i$, with initial value $x_i(t_i^0) = x_i^0 = [p_i^0 \ v_i^0 \ s_i^0]^T$, where $p_i^0 = p_i(t_i^0) = 0$, $v_i^0 = v_i(t_i^0)$, and $s_i^0 = s_i(t_i^0)$ at the entry of the control zone. The state space \mathcal{X}_i for each CAV i is closed with respect to the induced topology on $\mathcal{P}_i \times \mathcal{V}_i \times \mathcal{S}_i$ and thus, it is compact.

To ensure that the control input and CAV speed are within a given admissible range, we impose the following constraints

$$u_{i,\min} \leq u_i(t) \leq u_{i,\max}, \quad \text{and} \quad (2)$$

$$0 < v_{\min} \leq v_i(t) \leq v_{\max}, \quad \forall t \in [t_i^0, t_i^f], \quad (3)$$

where $u_{i,\min}$, $u_{i,\max}$ are the minimum and maximum control input for each CAV $i \in \mathcal{N}(t)$, and v_{\min} , v_{\max} are the minimum and maximum speed limits, respectively. To ensure the absence of rear-end collision of two CAVs traveling on the same lane, the position of the preceding CAV should be greater than, or equal to the position of the following CAV plus a minimum safe distance $\delta_i(t)$, which is a function of speed $v_i(t)$, i.e., $\delta_i(t) = \gamma + \rho_i \cdot v_i(t)$, where γ is the standstill distance and ρ_i is the minimum headway that CAV i maintains while following the preceding CAV. The rear-end safety constraint is

$$s_i(t) = \xi_i \cdot (p_k(t) - p_i(t)) \geq \delta_i(t), \quad t \in [t_i^0, t_i^f], \quad (4)$$

where $k \in \mathcal{N}(t)$ is some CAV which is physically ahead of i . Similarly, a lateral collision inside the merging zone can occur between CAV i and a CAV $k \in \mathcal{N}(t)$ which crosses the zone from a different direction than i . In this case, (4) becomes

$$s_i(t) = \xi_i \cdot (p_{k,i} - p_i(t)) \geq \delta_i(t), \quad t \in [t_i^0, t_i^f], \quad (5)$$

where $p_{k,i}$ is the (constant) distance of CAV k from the entry point that CAV i entered the control zone.

Definition 1. The set of all lanes within the control zone is $\mathcal{L} := \{1, \dots, M\}$, $M \in \mathbb{N}$.

Note that the length of each lane $\theta \in \mathcal{L}$ is $2S_c + S_m$ (Fig. 1).

Definition 2. For each CAV $i \in \mathcal{N}(t)$, we define the function $l_i(t) : [t_i^0, t_i^f] \rightarrow \mathcal{L}$ which yields the lane $\theta \in \mathcal{L}$ that i occupies at time t .

Definition 3. The cardinal points that each CAV $i \in \mathcal{N}(t)$ enters and exits the control zone is denoted by o_i .

For instance, based on Definition 3, for a CAV i that enters the control zone from the West entry (Fig. 1) and exits the control zone from the South, we have $o_i = (W, S)$.

Definition 4. For each CAV $i \in \mathcal{N}(t)$, the set C_{o_i} includes the lanes in \mathcal{L} that can be used on a given o_i , i.e.,

$$C_{o_i} := \left\{ \theta \in \mathcal{L} \mid o_i \text{ is feasible, } \forall i \in \mathcal{N}(t) \right\}. \quad (6)$$

Definition 5. The *occupancy set*, O_θ , of each lane $\theta \in \mathcal{L}$ includes the time intervals that θ is occupied, i.e.,

$$O_\theta := \left\{ [t_i^{n_1}, t_i^{n_2}] \subset \mathbb{R}_{\geq 0}, \forall i \in \mathcal{N}(t), t_i^{n_1}, t_i^{n_2} \in [t_i^0, t_i^f], \right. \\ \left. n_1, n_2 \in \mathbb{N}, n_2 > n_1 \mid l_i(t) = \theta, \forall t \in [t_i^{n_1}, t_i^{n_2}] \right\}. \quad (7)$$

Definition 6. For each CAV $i \in \mathcal{N}(t)$, the function $t_{p_i}(p_i) : \mathcal{P}_i \rightarrow [t_i^0, t_i^f]$, is the *time trajectory* of i , which yields the time that i is at the position p_i inside the control zone.

Definition 7. The *crossing protocol* is denoted by $\mathcal{I}(t)$ and includes the following information

$$\mathcal{I}(t) := \{t_{p_i}(p_i), o_i, C_{o_i}, O_\theta, t_i^0, t_i^f\}, \\ \forall i \in \mathcal{N}(t), \forall l \in \mathcal{L}, t \in [t_i^0, t_i^f]. \quad (8)$$

Remark 1. The CAVs traveling inside the control zone can change lanes either (1) in the lateral direction (e.g., move to a neighbor lane), or (2) when making a right (or a left) turn inside the merging zone. In the former case, when a CAV changes lane, it travels along the hypotenuse dy of a triangle created by the width of the lane and the longitudinal displacement dp if it had not changed lane. Thus, in this case, the CAV travels an additional distance which is equal to the difference between the hypotenuse dy and the longitudinal displacement dp , i.e., $dy - dp$.

Remark 2. When a CAV is about to make a right turn it must occupy the right lane of the road before it enters the merging zone. Similarly, when a CAV is about to make a left turn it must occupy the left lane before it enters the merging zone.

In the modeling framework presented above, we impose the following assumptions:

Assumption 1. The CAV's additional distance traveled when it changes neighbor lanes is neglected.

Assumption 2. Each CAV $i \in \mathcal{N}(t)$ has proximity sensors and can communicate with other CAVs and the crossing protocol without any errors or delays.

Assumption 3. For each CAV i , none of the constraints (3)-(5) is active at t_i^0 .

The first assumption can be justified by the general observation that the additional distance traveled by a CAV

when it changes neighbor lanes is very small compared to the total distance traveled within the control zone. However, by including a two-dimensional vehicle model in our analysis, this additional distance could be taken into account, and thus we believe that this assumption does not provide any restrictions in our exposition. The second assumption may be strong, but it is relatively straightforward to relax as long as the noise in the communication, measurements, and/or delays is bounded. In this case, we can determine upper bounds on the state uncertainties as a result of sensing or communication errors and delays, and incorporate these into more conservative safety constraints. Finally, the last assumption ensures that the initial state is feasible. This is a reasonable assumption since CAVs are automated, and so there is no compelling reason for them to activate any of the constraints by the time they enter the control zone.

When each CAV i , with a given o_i , i.e., a cardinal entry of the control zone and a desired cardinal destination (exit of the control zone), enters the control zone, it accesses the crossing protocol and solves two optimization problems: (1) an upper-level optimization problem, the solution of which yields its time trajectory $t_{p_i}(p_i)$ and the minimum time t_i^f to exit the control zone; and (2) a low-level optimization problem the solution of which yields its optimal control input (acceleration/deceleration) to achieve the optimal path and t_i^f derived in (1) subject to the state, control, and safety constraints.

We start our exposition with the low-level optimization problem and then we discuss the upper-level problem.

3 Low-Level Optimization

In this section, we consider that the solution of the upper-level optimization problem is given, and thus, the minimum time t_i^f for each CAV $i \in \mathcal{N}(t)$ is known. We focus on a low-level optimization problem that yields for each CAV i the optimal control input (acceleration/deceleration) to achieve the minimum time t_i^f subject to the state, control, and safety constraints.

Problem 1. If t_i^f is determined, the low-level optimal control problem for each CAV $i \in \mathcal{N}(t)$ is to minimize the cost functional $J_i(u(t))$, which is the L^2 -norm of the control input in $[t_i^0, t_i^f]$, i.e.,

$$\min_{u_i(t) \in \mathcal{U}_i} J_i(u_i(t)) = \frac{1}{2} \int_{t_i^0}^{t_i^f} u_i^2(t) dt, \quad (9) \\ \text{subject to: (1), (2), (3), (4), (5),} \\ \text{and given } t_i^0, v_i^0, p_i(t_i^0), t_i^f, p_i(t_i^f),$$

where $p_i(t_i^0) = 0$, while $p_i(t_i^f) = p_i^f$, depends on o_i and, based on Assumption 1, can take the following values

(Fig. 1): (1) $p_i^f = 2S_c + S_m$, if CAV i crosses the merging zone, (2) $p_i^f = 2S_c + \frac{\pi R_r}{2}$, if CAV i makes a right turn at the merging zone, and (3) $p_i^f = 2S_c + \frac{\pi R_l}{2}$, if CAV i makes a left turn at the merging zone. By minimizing the L^2 -norm of the control input (acceleration/deceleration), essentially we minimize transient engine, if the CAV is a conventional vehicle, and thus we have direct benefits in fuel consumption; see Malikopoulos et al. (2008).

Let $S_i(t, x_i(t))$ be the vector of the constraints in Problem 1 which does not explicitly depend on $u_i(t)$, see Bryson et al. (1963), i.e.,

$$S_i(t, x_i(t)) = \begin{bmatrix} v_i(t) - v_{\max} \\ v_{\min} - v_i(t) \\ \gamma_i + \rho_i \cdot v_i(t) - \xi_i \cdot (p_k(t) - p_i(t)) \end{bmatrix}. \quad (10)$$

We take successive total time derivatives of (10) until we obtain an expression that is explicitly dependent on $u_i(t)$. If $n \in \mathbb{N}$ time derivatives are required, then the n th total time derivative of $S_i(t, x_i(t))$ becomes the arc constraint in our analysis in $t \in [t_i^0, t_i^f]$, while the remaining $n - 1$ components of $S_i(t, x_i(t))$ constitute a boundary condition at the entry (or exit) of the constrained arc. Since $\dot{S}_i(t, x_i(t))$ is an explicit function of $u_i(t)$, the Hamiltonian for Problem 1 is

$$\begin{aligned} & H_i(t, p_i(t), v_i(t), s_i(t), u_i(t)) \\ &= \frac{1}{2}u_i(t)^2 + \lambda_i^p \cdot v_i(t) + \lambda_i^v \cdot u_i(t) + \lambda_i^s \cdot \xi_i \cdot (v_k(t) - v_i(t)) \\ & \quad + \mu_i^a \cdot (u_i(t) - u_{\max}) + \mu_i^b \cdot (u_{\min} - u_i(t)) + \mu_i^c \cdot u_i(t) \\ & \quad - \mu_i^d \cdot u_i(t) + \mu_i^s \cdot (\rho_i \cdot u_i(t) - \xi_i \cdot (v_k(t) - v_i(t))), \quad (11) \end{aligned}$$

with $S_i(t_1, x_i(t_1)) = 0$, at the entry $t_1 \in [t_i^0, t_i^f]$ of the constrained arc; λ_i^p , λ_i^v , and λ_i^s are the influence functions, see Bryson et al. (1963), and $\mu_i = [\mu_i^a \ \mu_i^b \ \mu_i^c \ \mu_i^d \ \mu_i^s]^T$ is the vector of the Lagrange multipliers with

$$\mu_i^a = \begin{cases} > 0, & \text{if } u_i(t) - u_{\max} = 0, \\ = 0, & \text{if } u_i(t) - u_{\max} < 0, \end{cases} \quad (12)$$

$$\mu_i^b = \begin{cases} > 0, & \text{if } u_{\min} - u_i(t) = 0, \\ = 0, & \text{if } u_{\min} - u_i(t) < 0, \end{cases} \quad (13)$$

$$\mu_i^c = \begin{cases} > 0, & \text{if } u_i(t) = 0, \\ = 0, & \text{if } u_i(t) < 0, \end{cases} \quad (14)$$

$$\mu_i^d = \begin{cases} > 0, & \text{if } -u_i(t) = 0, \\ = 0, & \text{if } -u_i(t) < 0, \end{cases} \quad (15)$$

$$\mu_i^s = \begin{cases} > 0, & \text{if } \rho_i \cdot u_i(t) - \xi_i \cdot (v_k(t) - v_i(t)) = 0, \\ = 0, & \text{if } \rho_i \cdot u_i(t) - \xi_i \cdot (v_k(t) - v_i(t)) < 0. \end{cases} \quad (16)$$

For each $i \in \mathcal{N}(t)$, the Euler-Lagrange equations are

$$\dot{\lambda}_i^p(t) = -\frac{\partial H_i}{\partial p_i} = 0, \quad (17)$$

$$\dot{\lambda}_i^v(t) = -\frac{\partial H_i}{\partial v_i} = -(\lambda_i^p - \lambda_i^s \cdot \xi_i + \mu_i^s \cdot \xi_i), \quad (18)$$

$$\dot{\lambda}_i^s(t) = -\frac{\partial H_i}{\partial s_i} = 0, \quad (19)$$

$$\frac{\partial H_i}{\partial u_i} = u_i(t) + \lambda_i^v + \mu_i^a - \mu_i^b + \mu_i^c - \mu_i^d + \mu_i^s \rho_i = 0, \quad (20)$$

with boundary conditions

$$\begin{aligned} p_i(t_i^0) &= p_i^0, \quad v_i(t_i^0) = v_i^0, \quad s_i(t_i^0) = s_i^0, \\ p_i(t_i^f) &= p_i^f, \quad \lambda_i^v(t_i^f) = 0, \quad \lambda_i^s(t_i^f) = 0, \end{aligned} \quad (21)$$

where $\lambda_i^v(t_i^f) = \lambda_i^s(t_i^f) = 0$ since the states $v_i(t_i^f)$ and $s_i(t_i^f)$ are not prescribed at t_i^f , see Bryson and Ho (1975). From (17) and (19), we have $\lambda_i^p(t) = \alpha_i$ and $\lambda_i^s(t) = \beta_i$, where α_i and β_i are constants of integration.

To address this problem, constrained and unconstrained arcs are pieced together to satisfy the Euler-Lagrange equations. The optimal solution is the result of different combinations of the following possible arcs.

3.1 State and Control Constraints are not Active

In this case, we have $\mu_i^a = \mu_i^b = \mu_i^c = \mu_i^d = \mu_i^s = 0$. From (20), the optimal control is

$$u_i^*(t) + \lambda_i^v = 0, \quad i \in \mathcal{N}(t). \quad (22)$$

Since $\lambda_i^p(t) = \alpha_i$, $\lambda_i^s(t) = \beta_i$, setting $a_i = \alpha_i - \beta_i \xi_i$, from (18) we have

$$\lambda_i^v(t) = -(a_i \cdot t + c_i), \quad (23)$$

where c_i is a constant of integration for each $i \in \mathcal{N}(t)$. Thus, from (22) the optimal control input (acceleration/deceleration) is given by

$$u_i^*(t) = a_i \cdot t + c_i, \quad t \in [t_i^0, t_i^f]. \quad (24)$$

Substituting the last equation into (1), we derive the optimal speed and position for each $i \in \mathcal{N}(t)$, namely

$$v_i^*(t) = \frac{1}{2}a_i \cdot t^2 + c_i \cdot t + d_i, \quad t \in [t_i^0, t_i^f], \quad (25)$$

$$p_i^*(t) = \frac{1}{6}a_i \cdot t^3 + \frac{1}{2}c_i \cdot t^2 + d_i \cdot t + e_i, \quad t \in [t_i^0, t_i^f], \quad (26)$$

where d_i and e_i are constants of integration. The constants of integration a_i , c_i , d_i , and e_i can be computed using the boundary conditions (21).

3.2 The State $s_i(t)$ Constraint Becomes Active

Suppose CAV $i \in \mathcal{N}(t)$ starts from a feasible state and control at $t = t_i^0$, and at some time $t = t_1 \leq t_i^f$, $s_i(t_1) = \delta(t_1)$, while $v_{\min} < v_i(t_1) < v_{\max}$ and $u_{i,\min} < u_i(t_1) < u_{i,\max}$. In this case, $\mu_i^s \neq 0$. Let $N_i(t, x_i(t)) = \gamma_i + \rho_i v_i^*(t) - \xi_i p_k^*(t) + \xi_i p_i^*(t)$. Then, we have

$$N_i(t_1, x_i(t_1)) = \gamma_i + \rho_i v_i^*(t_1) - \xi_i p_k^*(t_1) + \xi_i p_i^*(t_1) = 0, \quad (27)$$

which represents a tangency constraint for the state $s_i(t)$ in $t \in [t_1, t_2]$, where t_2 is the exit point of the constrained arc $s_i(t) - \delta(t) \leq 0$. Since $N_i(t_1, x_i(t_1)) = 0$, then $\dot{N}_i(t_1, x_i(t_1)) = 0$, hence, the value of the optimal control at $t = t_1^+$ is given by

$$u_i^*(t_1^+) = \frac{\xi_i (v_k^*(t_1^+) - v_i^*(t_1^+))}{\rho_i}. \quad (28)$$

From (28), we note that the optimal control input may not be continuous at t_1 , hence the junction point at t_1 may be a corner; see Bryson and Ho (1975). The interior boundary conditions at t_1 for the influence functions are

$$\lambda_i^p(t_1^-) = \lambda_i^p(t_1^+) + \pi_i \frac{\partial N_i(t_1, x_i(t_1))}{\partial p_i} = \lambda_i^p(t_1^+) + \pi_i \xi_i, \quad (29)$$

$$\lambda_i^v(t_1^-) = \lambda_i^v(t_1^+) + \pi_i \frac{\partial N_i(t_1, x_i(t_1))}{\partial v_i} = \lambda_i^v(t_1^+) + \pi_i \rho_i, \quad (30)$$

$$\lambda_i^s(t_1^-) = \lambda_i^s(t_1^+) + \pi_i \frac{\partial N_i(t_1, x_i(t_1))}{\partial s_i} = \lambda_i^s(t_1^+) - \pi_i. \quad (31)$$

The Hamiltonian at t_1 is

$$H_i(t_1^-) = H_i(t_1^+) - \pi_i \frac{\partial N_i(t_1, x_i(t_1))}{\partial t_1}, \quad (32)$$

or

$$\begin{aligned} & \frac{1}{2} u_i^2(t_1^-) + \lambda_i^p(t_1^-) v_i(t_1^-) + \lambda_i^v(t_1^-) u_i(t_1^-) \\ & + \lambda_i^s(t_1^-) \xi_i (v_k(t_1^-) - v_i(t_1^-)) = \frac{1}{2} u_i^2(t_1^+) + \lambda_i^p(t_1^+) v_i(t_1^+) \\ & + \lambda_i^v(t_1^+) u_i(t_1^+) + \lambda_i^s(t_1^+) \xi_i (v_k(t_1^+) - v_i(t_1^+)) + \pi_i \xi_i v_k(t_1), \end{aligned} \quad (33)$$

where π_i is a Lagrange multiplier constant. The influence functions, $\boldsymbol{\lambda}_i^T(t_1^+) = [\lambda_i^p(t_1^+) \lambda_i^v(t_1^+) \lambda_i^s(t_1^+)]^T$ at t_1^+ , the

time t_1 , and the Lagrange multiplier π_i constitute $3+1+1$ quantities that are determined so as to satisfy (27), (29) - (31) and (33). The unconstrained and constrained arcs are pieced together to determine the $3+1+1$ quantities above along with the constants of integration in (24)-(26).

Since (27) holds for all $t \in [t_1, t_2]$, where $t_2 \leq t_i^f$ is the exit point of the constrained arc $\delta_i(t) - s_i(t) \leq 0$, the optimal control of CAV $i \in \mathcal{N}(t)$ is

$$u_i^*(t^+) = \frac{\xi_i (v_k^*(t^-) - v_i^*(t^-))}{\rho_i}, \quad t \in [t_1, t_2]. \quad (34)$$

Remark 3. The exit point t_2 of the constrained arc, $\delta_i(t) - s_i(t) \leq 0$, can either lead to the unconstrained arc or to other constrained arcs.

If the exit point t_2 leads to the unconstrained arc, then for all $t \in [t_2, t_i^f]$, we have a set of equations as in (24) - (26) for the optimal control, speed, and position of CAV i , i.e., $u_i^*(t) = a_i' \cdot t + c_i'$, $v_i^*(t) = \frac{1}{2} a_i' \cdot t^2 + c_i' \cdot t + d_i'$, and $p_i^*(t) = \frac{1}{6} a_i' \cdot t^3 + \frac{1}{2} c_i' \cdot t^2 + d_i' \cdot t + e_i'$, where a_i' , c_i' , d_i' , and e_i' , are constants of integration that can be computed along with t_2 from the boundary conditions (21) and the following interior constraints: $v_i^*(t_2^-) = v_i^*(t_2^+)$, $p_i^*(t_2^-) = p_i^*(t_2^+)$, $\lambda_i^p(t_2^-) = \lambda_i^p(t_2^+)$, $\lambda_i^v(t_2^-) = \lambda_i^v(t_2^+)$, $\lambda_i^s(t_2^-) = \lambda_i^s(t_2^+)$, and $H_i(t_2^-) = H_i(t_2^+)$.

If the exit point t_2 does not lead to the unconstrained arc, then we have the following three potential cases to consider: (1) the speed, $v_k(t)$, of the preceding CAV k is decreasing, (2) the speed, $v_k(t)$, of the preceding CAV k is either increasing or constant, and (3) CAV k is cruising on a different road inside the merging zone and can cause lateral collision with CAV i .

Case 1: The speed, $v_k(t)$, of the preceding CAV k is decreasing.

Remark 4. Let CAV i be in the constrained arc $\delta_i(t) - s_i(t) \leq 0$ while the speed, $v_k(t)$, of the preceding CAV k is decreasing. Then the following subcases can occur: (a) $u_i^*(t) = u_{i,\min}$, for all $t \in [t_2, t_i^f]$, (b) $u_i^*(t) = u_{i,\min}$, for all $t \in [t_2, t_3]$, and $v_i^*(t) = v_{\min}$ for all $t \in [t_3, t_i^f]$, where t_3 is another junction point, and (c) $v_i^*(t) = v_{\min}$ for all $t \in [t_2, t_i^f]$.

Subcase (a): $u_i^*(t) = u_{i,\min}$, for all $t \in [t_2, t_i^f]$. By integrating $u_i^*(t) = u_{i,\min}$, we have $v_i^*(t) = u_{i,\min} \cdot t + h_i$ and $p_i^*(t) = u_{i,\min} \cdot \frac{t^2}{2} + h_i t + q_i$, for all $t \in [t_2, t_i^f]$, where h_i and q_i are constants of integration. To compute t_2 and the constant of integration h_i and q_i , we piece together this arc with the prior unconstrained and constrained arcs with the following additional interior constraints and boundary conditions: $p_i^*(t_2^-) = p_i^*(t_2^+)$, $v_i^*(t_2^-) = v_i^*(t_2^+)$,

$s_i^*(t_2^-) = s_i^*(t_2^+)$, and $p_i^*(t_i^f) = p_i^f$, from which we can compute t_2 and the constants of integration h_i and q_i .

Subcase (b): $u_i(t) = u_{i,\min}$, for all $t \in [t_2, t_3]$, and $v_i(t) = v_{\min}$ for all $t \in [t_3, t_i^f]$.

In this subcase, at the junction point t_3 , CAV i exits the constrained arc, $u_{i,\min} - u_i(t) \leq 0$, and enters the arc $v_{\min} - v_i(t) \leq 0$, then it follows that $u_i^*(t) = 0$, for all $t \in [t_3, t_i^f]$, and the optimal speed and position of i are $v_i^*(t) = v_{\min}$ and $p_i^*(t) = v_{\min} t + r_i$ respectively, where r_i is a constant of integration. To compute t_3 and the constant of integration r_i , we piece together this arc with the prior unconstrained and constrained arcs with the following additional interior constraints and boundary conditions: $v_i^*(t_3^-) = v_i^*(t_3^+)$, $p_i^*(t_3^-) = p_i^*(t_3^+)$, and $p_i^*(t_i^f) = p_i^f$.

Subcase (c): $v_i(t) = v_{\min}$ for all $t \in [t_2, t_i^f]$. It follows that $u_i^*(t) = 0$, for all $t \in [t_2, t_i^f]$, and the optimal speed and position of CAV i are as in subcase (b). The junction point t_2 along with the constants of integration can be computed by the interior constraints and boundary condition as presented in subcase (b).

Case 2: The speed, $v_k(t)$, of the preceding CAV k is either increasing or constant. Since $N_i(t_1, x_i(t_1)) = 0$, and hence, $\dot{N}_i(t_1, x_i(t_1)) = 0$, at the corner t_1 , this implies that $v_i(t) > v_k(t)$, for $t \leq t_1$, and thus, $t_i^f < t_k^f$. Therefore, CAV i remains in the constrained arc for as long as k is ahead of it, and its optimal control input is given by (34).

Case 3: CAV k cruises on a different road from i and in a direction that might cause lateral collision with i inside the merging zone. In this case, from (5), $p_{k,i}$ is the constant distance of CAV k from the entry point that CAV i entered the control zone to its position inside the merging zone. Hence, $v_{k,i} = 0$, and thus the analysis is similar to the subcases (a) and (b) in Case 1.

3.3 State, $v_i(t)$, and Control, $u_i(t)$, Constraints Become Active

Proposition 1. For each CAV $i \in \mathcal{N}(t)$, the optimal control input $u_i^*(t)$ in the unconstrained arc can be either increasing or decreasing for all $t \in [t_i^0, t_i^f]$.

Proof. Since $\lambda_i^v(t_i^f) = 0$, from (22) $u_i^*(t_i^f) = 0$. Given that a $u_i^*(t)$ is a linear function of t for all $t \in [t_i^0, t_i^f]$, the result follows. \square

Corollary 1. The optimal control input $u_i^*(t)$ in the unconstrained arc can be either negative and increasing, or positive and decreasing, or $u_i^*(t) = 0$ for all $t \in [t_i^0, t_i^f]$.

Corollary 2. For each CAV $i \in \mathcal{N}(t)$, the optimal control input $u_i^*(t)$ never becomes active in $t \in [t_i^0, t_i^f]$, given that it is not active at t_i^0 (Assumption 3), unless the safety constraints (4) or (5) become active.

Theorem 1. For each CAV $i \in \mathcal{N}(t)$, if any of the constraints (3) becomes active, then the exit of the constrained arc can be only at t_i^f , unless the safety constraint $s_i(t) - \delta(t) \geq 0$ becomes active.

Proof. From Assumption 3, for each $i \in \mathcal{N}(t)$ none of the constraints (3) is active at t_i^0 . Suppose that either $v_i(t) - v_{\max} \leq 0$ or $v_i(t) - v_{\min} \geq 0$ becomes active at a junction point t_1 , such that $t_i^0 < t_1 \leq t_i^f$. Then from (1), it follows that $u_i^*(t) = 0$ for $t \geq t_1$. Note that $u_i(t)$ is continuous at t_1 (see Theorems 2 and 4). Hence, we have either $v_i^*(t) = v_{\max}$, or $v_i^*(t) = v_{\min}$ respectively for all $t \in [t_1, t_i^f]$. \square

3.3.1 The State Constraint, $v_i(t) - v_{\min} \geq 0$, Becomes Active

Suppose the CAV starts from a feasible state and control at $t = t_i^0$ and at time $t = t_1$, (25) becomes equal to v_{\min} while $v_{\min} < u_i(t_1) < u_{\max}$ and $s_i(t_1) > \delta(t)$. It follows that $u_i^*(t_1) = 0$ for all $t \in [t_1, t_i^f]$. Hence, $v_i^*(t) = v_{\min}$ and $p_i^*(t) = v_{\min} t + r_i$ for all $t \in [t_1, t_i^f]$, where r_i is a constant of integration. Let $N_i(t, x_i(t)) = v_{\min} - v_i^*(t)$. Then, we have

$$N_i(t_1, x_i(t_1)) = v_{\min} - v_i^*(t_1) = 0, \quad (35)$$

which represents a tangency constraint for the state $v_i^*(t)$ in $t \in [t_1, t_i^f]$. Since $N_i(t_1, x_i(t_1)) = 0$, $\dot{N}_i(t_1, x_i(t_1)) = -u_i^*(t_1) = 0$. The boundary conditions at t_1 for the influence functions are

$$\lambda_i^T(t_1^-) = \lambda_i^T(t_1^+) + \pi_i \frac{\partial N_i(t_1, x_i(t_1))}{\partial x_i(t_1)}, \quad (36)$$

which yield

$$\lambda_i^p(t_1^-) = \lambda_i^p(t_1^+) + \pi_i \frac{\partial N_i(t_1, x_i(t_1))}{\partial p_i} = \lambda_i^p(t_1^+), \quad (37)$$

$$\lambda_i^v(t_1^-) = \lambda_i^v(t_1^+) + \pi_i \frac{\partial N_i(t_1, x_i(t_1))}{\partial v_i} = \lambda_i^v(t_1^+) - \pi_i, \quad (38)$$

$$\lambda_i^s(t_1^-) = \lambda_i^s(t_1^+) + \pi_i \frac{\partial N_i(t_1, x_i(t_1))}{\partial s_i} = \lambda_i^s(t_1^+). \quad (39)$$

The Hamiltonian at the corner is

$$H_i(t_1^-) = H_i(t_1^+) - \pi_i \frac{\partial N_i(t_1, x_i(t_1))}{\partial t_1}, \quad (40)$$

or

$$\begin{aligned} & \frac{1}{2}u_i^2(t_1^-) + \lambda_i^p(t_1^-)v_i(t_1^-) + \lambda_i^v(t_1^-)u_i(t_1^-) \\ & + \lambda_i^s(t_1^-)\xi_i(v_k(t_1^-) - v_i(t_1^-)) = \frac{1}{2}u_i^2(t_1^+) + \lambda_i^p(t_1^+)v_i(t_1^+) \\ & + \lambda_i^v(t_1^+)u_i(t_1^+) + \lambda_i^s(t_1^+)\xi_i(v_k(t_1^+) - v_i(t_1^+)), \end{aligned} \quad (41)$$

where π_i is a Lagrange multiplier constant. The influence functions, $\lambda_i^T(t_1^+)$, at t_1^+ , the entry time t_1 , and the Lagrange multiplier π_i constitute $3 + 1 + 1$ quantities that are determined so as to satisfy (35), (37) - (39) and (41). Note, the state variables are continuous at the junction point, t_1 , i.e., $p_i(t_1^-) = p_i(t_1^+)$, $v_i(t_1^-) = v_i(t_1^+)$, $s_i(t_1^-) = s_i(t_1^+)$. The unconstrained and constrained arcs are pieced together to determine the $3 + 1 + 1$ quantities above along with the constants of integration in (24) - (26) and (41).

Theorem 2. *For each CAV $i \in \mathcal{N}(t)$, if the speed constraint $v_i(t) - v_{\min} \geq 0$ becomes active at the junction point t_1 , then the optimal control input is continuous at t_1 .*

Proof. From (37)-(39), the Hamiltonian at the corner t_1 , given by (41), becomes

$$\begin{aligned} & \frac{1}{2}(u_i^2(t_1^-) - u_i^2(t_1^+)) + \lambda_i^v(t_1^+)(u_i(t_1^-) - u_i(t_1^+)) + \\ & \pi_i(u_i(t_1^-) - u_i(t_1^+)) = 0. \end{aligned} \quad (42)$$

Since $u_i(t_1^+) = 0$, we have

$$\frac{1}{2}u_i^2(t_1^-) + \lambda_i^v(t_1^+)u_i(t_1^-) + \pi_i u_i(t_1^-) = 0, \quad (43)$$

implying that either $u_i(t_1^-) = 0$ or $u_i(t_1^-) = -2(\lambda_i^v(t_1^+) + \pi_i)$. However, the latter cannot be true since from (22), $u_i(t_1^-) = -\lambda_i^v(t_1^-) = -(\lambda_i^v(t_1^+) - \pi_i)$. Hence, $u_i(t_1^-) = 0$, and thus $u_i(t_1^-) = u_i(t_1^+) = 0$. \square

Theorem 3. *For each CAV $i \in \mathcal{N}(t)$, the speed constraint $v_i(t) - v_{\min} \geq 0$ becomes active at the junction point t_1 only if $u_i^*(t)$ is negative and increasing in $[t_i^0, t_i^f]$.*

Proof. $v_i^*(t)$, given by (25), has a minimum at $t_1 \in (t_i^0, t_i^f]$ if $\nabla v_i^*(t_1)(t - t_1) \geq 0$. Since $u_i^*(t) < 0$, for all $t \in [t_i^0, t_i^f]$, and $(t - t_1) \leq 0$, for all $t \in [t_i^0, t_1]$, and given Theorem 1, the result follows. \square

3.3.2 The State Constraint, $v_i(t) - v_{\max} \leq 0$, Becomes Active

The analysis when the state constraint, $v_i(t) - v_{\max} \leq 0$, becomes active is similar to the analysis for the arc

$v_i(t) - v_{\min} \geq 0$, thus due to space limitation we do not repeat it here. The proofs of the following theorems are similar to Theorems 2 and 3, and thus we just provide the statements.

Theorem 4. *For each CAV $i \in \mathcal{N}(t)$, if the speed constraint $v_i(t) - v_{\max} \leq 0$ becomes active at the junction point t_1 , then the optimal control input is continuous at t_1 .*

Theorem 5. *For each CAV $i \in \mathcal{N}(t)$, the speed constraint $v_i(t) - v_{\max} \leq 0$ becomes active at the junction point t_1 only if $u_i^*(t)$ is positive and decreasing in $[t_i^0, t_i^f]$.*

3.4 Interior Constraints for Left and Right Turns

For any CAV $i \in \mathcal{N}(t)$ that makes a left, or right turn, we need to impose interior speed constraints at the entry of the merging zone. These constraints will ensure that the CAV enters the merging zone with the corresponding allowable speed, v_{entry} , that guarantees comfort for the passengers, hence $v_i(t_i^m) \leq v_{\text{entry}}$, where t_i^m is the time that CAV i enters the merging zone. The analysis is the same as in the constrained arc $v_i(t) - v_{\max} \leq 0$.

Remark 5. For the implementation of the analytical solution corresponding to the combination of the above cases, we first start with the unconstrained arc and derive the solution using (24) - (26). If the solution violates any of the state or control constraints, then the unconstrained arc is pieced together with the arc corresponding to the violated constraint. The two arcs yield a set of algebraic equations which are solved simultaneously using the boundary conditions of (9) and interior constraints between the arcs. If the resulting solution, which includes the determination of the optimal switching time from one arc to the next one, violates another constraint, then the last two arcs are pieced together with the arc corresponding to the new violated constraint, and we re-solve the problem with the three arcs pieced together. The three arcs will yield a new set of algebraic equations that need to be solved simultaneously using the boundary conditions of (9) and interior constraints between the arcs. The resulting solution includes the optimal switching time from one arc to the next one. The process is repeated until the solution does not violate any other constraints.

The process of piecing the arcs together to derive the optimal solution of the low-level problem can be computational intensive and might prevent real-time implementation. Next, we discuss the upper-level optimization problem in which we seek the minimum time t_i^f that guarantees an optimal solution for the low-level problem without activating any of the constraint arcs.

4 Upper-Level Optimization

When a CAV $i \in \mathcal{N}(t)$ with a given o_i , enters the control zone, it accesses the crossing protocol and solves an upper-level optimization problem. The solution of this problem yields for CAV i the time trajectory $t_{p_i}(p_i)$. In our exposition, we seek to derive the minimum time t_i^f that CAV i exits the control zone without activating any of the state and control constraints of the low-level optimization Problem 1. Therefore, the upper-level optimization problem should yield a t_i^f such that the solution of the low-level optimization problem will result in the unconstrained case (24) - (26).

There is an obvious trade-off between the two problems. The lower the value of t_i^f in the upper-level problem the higher the value of the control input in $[t_i^0, t_i^f]$ in the low-level problem. The low-level problem is directly related to minimizing energy for each CAV (individually optimal solution). On the other hand, the upper-level problem is related to maximizing the throughput of the intersection, thus eliminating stop-and-go driving and travel time (system optimal solution). Therefore, by seeking a solution for the upper-level problem which guarantees that none of the state and control constraints becomes active may be considered an appropriate compromise between the two.

4.1 The Time Trajectory

For simplicity of notation, for each CAV $i \in \mathcal{N}(t)$ we write the optimal position (26) of the unconstrained arc in the following form

$$p_i^*(t) = \phi_{i,3} \cdot t^3 + \phi_{i,2} \cdot t^2 + \phi_{i,1} \cdot t + \phi_{i,0}, \quad t \in [t_i^0, t_i^f], \quad (44)$$

where $\phi_{i,3} \neq 0, \phi_{i,2}, \phi_{i,1}, \phi_{i,0} \in \mathbb{R}$ are the constants of integration derived in the Hamiltonian analysis in Section 3.

Remark 6. For each $i \in \mathcal{N}(t)$, the optimal position (44) is a real-valued continuous and differentiable function $\mathbb{R}_{\geq 0} \mapsto \mathbb{R}_{\geq 0}$. Based on (3), it is also a strictly increasing function with respect to $t \in \mathbb{R}_{\geq 0}$.

The optimal speed and control are given by

$$v_i^*(t) = 3\phi_{i,3} \cdot t^2 + 2\phi_{i,2} \cdot t + \phi_{i,1}, \quad t \in [t_i^0, t_i^f], \quad (45)$$

$$u_i^*(t) = 6\phi_{i,3} \cdot t + 2\phi_{i,2}, \quad t \in [t_i^0, t_i^f]. \quad (46)$$

Next, we investigate some properties of (44).

Lemma 1. For each $i \in \mathcal{N}(t)$, the optimal position $p_i^*(t)$ given by (44) is a one-to-one function for all $t \in [t_i^0, t_i^f]$.

Proof. It follows from (3) that, for each $i \in \mathcal{N}(t)$, $p_i^*(t)$ is a strictly increasing function with respect to $t \in \mathbb{R}_{\geq 0}$. Thus, it follows from the mean value theorem that for all $t_1, t_2 \in [t_i^0, t_i^f]$ with $t_1 \neq t_2$, we have $p_i^*(t_1) \neq p_i^*(t_2)$. \square

Clearly (44) is a surjective function as any cubic polynomial function always has at least one real root. Therefore, (44) is a bijective function and its inverse exists. We rewrite the cubic polynomial function (44) as

$$t^3 + \frac{\phi_{i,2}}{\phi_{i,3}}t^2 + \frac{\phi_{i,1}}{\phi_{i,3}}t + \left(\frac{\phi_{i,0}}{\phi_{i,3}} - \frac{p_i}{\phi_{i,3}} \right) = 0, \quad t \in [t_i^0, t_i^f], \quad (47)$$

which then can be reduced by the substitution $t = \tau - \frac{\phi_{i,2}}{3\phi_{i,3}}$ to the normal form

$$\tau^3 + \omega_{i,0}\tau + (\omega_{i,1} + \omega_{i,2}p_i) = 0, \quad (48)$$

where

$$\omega_{i,0} = \frac{\phi_{i,1}}{\phi_{i,3}} - \frac{1}{3} \left(\frac{\phi_{i,2}}{\phi_{i,3}} \right)^2, \quad (49)$$

$$\omega_{i,1} = \frac{1}{27} \left[2 \left(\frac{\phi_{i,2}}{\phi_{i,3}} \right)^3 - \frac{9\phi_{i,2} \cdot \phi_{i,1}}{(\phi_{i,3})^2} \right] + \frac{\phi_{i,0}}{\phi_{i,3}}, \quad (50)$$

$$\omega_{i,2} = -\frac{1}{\phi_{i,3}}. \quad (51)$$

We are interested in deriving the expression for the inverse function of (44) which can be accomplished by finding the root of (48).

Corollary 3. Since, for each $i \in \mathcal{N}(t)$, (44) is a bijective function, there exists an inverse function $p_i^*(t)^{-1}$. From Definition 6, the inverse function, $p_i^*(t)^{-1}$ is the time trajectory $t_{p_i}(p_i)$ that yields the time that CAV i is at the position p_i inside the control zone, i.e.,

$$t_{p_i}^*(p_i) = \sqrt[3]{-\frac{1}{2}(\omega_{i,1} + \omega_{i,2} p_i) + \sqrt{\frac{1}{4}(\omega_{i,1} + \omega_{i,2} p_i)^2 + \frac{1}{27}\omega_{i,0}^3}} + \sqrt[3]{-\frac{1}{2}(\omega_{i,1} + \omega_{i,2} p_i) - \sqrt{\frac{1}{4}(\omega_{i,1} + \omega_{i,2} p_i)^2 + \frac{1}{27}\omega_{i,0}^3}} + \omega_{i,3}, \quad (52)$$

where $\omega_{i,3}, \omega_{i,2}, \omega_{i,1}$, and $\omega_{i,0} \in \mathbb{R}$ such that we have $\omega_{i,3} = -\frac{\phi_{i,2}}{3\phi_{i,3}}$ and $\frac{1}{4}(\omega_{i,1} + \omega_{i,2} p_i)^2 + \frac{1}{27}\omega_{i,0}^3 > 0$.

Proof. Using the Cardano method for cubic polynomials, we can derive the algebraic solution of the cubic equation. This yields the inverse function for bijective cubic polynomial function for each $i \in \mathcal{N}(t)$ defined in

the closed interval $[t_i^0, t_i^f]$. The algebra is tedious but standard, and thus, we omit the derivation. \square

Lemma 2. *Let $t_{p_i}(p_i^*) = p_i^*(t)^{-1}$ be the time trajectory for each $i \in \mathcal{N}(t)$. Then the constants $\phi_{i,3}, \phi_{i,2}, \phi_{i,1}, \phi_{i,0} \in \Phi_i, \Phi_i \subset \mathbb{R}$, with $\phi_{i,3} \neq 0$, can be derived by $\omega_{i,3}, \omega_{i,2}, \omega_{i,1}, \omega_{i,0} \in \Omega_i, \Omega_i \subset \mathbb{R}$, from the following equations: $\phi_{i,0} = \frac{-\omega_{i,1} + \omega_{i,0} \omega_{i,3} - \omega_{i,3}^2}{\omega_{i,2}^2}, \phi_{i,1} = -\frac{\omega_{i,0} + \omega_{i,3}}{\omega_{i,2}},$
 $\phi_{i,2} = \frac{3\omega_{i,3}}{\omega_{i,2}},$ and $\phi_{i,3} = -\frac{1}{\omega_{i,2}}.$*

Proof. We have

$$\omega_{i,0} = \frac{\phi_{i,1}}{\phi_{i,3}} - \frac{1}{3} \left(\frac{\phi_{i,2}}{\phi_{i,3}} \right)^2, \quad (53)$$

$$\omega_{i,1} = \frac{1}{27} \left[2 \left(\frac{\phi_{i,2}}{\phi_{i,3}} \right)^3 - \frac{9\phi_{i,2} \cdot \phi_{i,1}}{(\phi_{i,3})^2} \right] + \frac{\phi_{i,0}}{\phi_{i,3}}, \quad (54)$$

$$\omega_{i,2} = -\frac{1}{\phi_{i,3}}, \quad (55)$$

$$\omega_{i,3} = -\frac{\phi_{i,2}}{3\phi_{i,3}}. \quad (56)$$

After some algebraic manipulations and rearrangements, the result follows. The algebra is tedious but quite straightforward, and thus, we omit the derivation. \square

Corollary 4. *For each $i \in \mathcal{N}(t)$, the time trajectory $t_{p_i}(p_i^*)$ is a function of $\phi_{i,3}, \phi_{i,2}, \phi_{i,1}, \phi_{i,0} \in \Phi_i, \Phi_i \subset \mathbb{R}$, with $\phi_{i,3} \neq 0$.*

Remark 7. The time trajectory $t_{p_i}(p_i^*) \in [t_i^0, t_i^f]$, yields the time that CAV $i \in \mathcal{N}(t)$ is at the position $p_i^*(t)$ inside the control zone.

Lemma 3. *For each $i \in \mathcal{N}(t)$, the domain of $t_{p_i}(p_i^*)$ is the closed interval $[p_i(t_i^0), p_i(t_i^f)]$.*

Proof. Since, for each $i \in \mathcal{N}(t)$, $p_i^*(t)$ is a strictly increasing function in $[t_i^0, t_i^f]$, then by the Intermediate Value Theorem, $p_i^*(t)$ takes values on the closed interval $[p_i(t_i^0), p_i(t_i^f)]$. \square

Corollary 5. *For each $i \in \mathcal{N}(t)$, $\dot{p}(p_i^*(t)^{-1}) \neq 0$ for all $p \in [p_i(t_i^0), p_i(t_i^f)]$. Hence, $t_{p_i}(p_i^*)$ is differentiable in $[p_i(t_i^0), p_i(t_i^f)]$.*

Corollary 6. *For each $i \in \mathcal{N}(t)$, $t_{p_i}(p_i^*)$ is a strictly increasing function in $[p_i(t_i^0), p_i(t_i^f)]$.*

4.2 Optimization Framework

In what follows, for each CAV $i \in \mathcal{N}(t)$, we formulate a constrained optimization problem to yield its optimal path in $[t_i^0, t_i^f]$. We start our exposition with the introduction of the cost function and proceed with the equality and inequality constraints.

4.2.0.1 Cost Function. We seek to derive the minimum time t_i^{f*} that a CAV $i \in \mathcal{N}(t)$ exits the control zone without activating any of the state and control constraints of the low-level optimization Problem 1, i.e., t_i^{f*} should yield (24) - (26). For each CAV i , the minimum time t_i^{f*} can be derived from the time trajectory $t_{p_i}(p_i^*)$, given by (52), and evaluated at p_i^f .

For any fixed $p_i \in [p_i^0, p_i^f]$ of $i \in \mathcal{N}(t)$, since the time trajectory $t_{p_i}(p_i^*)$ is a function of ϕ_i (Corollary 4), if we vary the constants ϕ_i the time that i is at the position p_i changes. Hence, in our analysis, we construct the function $f_i : \Phi_i \rightarrow [t_i^0, t_i^f]$, which evaluates the time trajectory at p_i^f and yields that time that each CAV i is located at p_i^f with respect to the variables ϕ_i , i.e.,

$$f_i(\phi_i) = t_{p_i}(p_i^f). \quad (57)$$

Therefore, to derive the minimum time t_i^{f*} for a CAV i , we seek to minimize $f_i(\phi_i)$, with respect to $\phi_i = (\phi_{i,3}, \phi_{i,2}, \phi_{i,1}, \phi_{i,0})$.

Proposition 2. *The function $f_i(\phi_i)$ is convex.*

Proof. If we fix the time in (44) and vary $\phi_i = (\phi_{i,3}, \phi_{i,2}, \phi_{i,1}, \phi_{i,0})$, then (44) is an affine function denoted as $p_i(\phi_i)$. The variables ϕ_i take values from a closed subset Φ_i of \mathbb{R}^4 . Similarly, the image of $p_i(\phi_i)$ is a closed subset of \mathbb{R} . For any $\kappa \in [0, 1]$, for a fixed time $\tau \in [t_i^0, t_i^f]$, and for any $\phi_i, \phi'_i \in \Phi_i$, we have

$$\begin{aligned} & \kappa(\phi_{i,3} \cdot \tau^3 + \phi_{i,2} \cdot \tau^2 + \phi_{i,1} \cdot \tau + \phi_{i,0}) + (1 - \kappa)(\phi'_{i,3} \cdot t^3 \\ & + \phi'_{i,2} \cdot t^2 + \phi'_{i,1} \cdot t + \phi'_{i,0}) = \kappa\phi_{i,3}\tau^3 + (1 - \kappa)\phi'_{i,3}\tau^3 \\ & + \kappa\phi_{i,2}\tau^2 + (1 - \kappa)\phi'_{i,2}\tau^2 + \kappa\phi_{i,1}\tau + (1 - \kappa)\phi'_{i,1}\tau + \kappa\phi_{i,0} \\ & + (1 - \kappa)\phi'_{i,0}. \end{aligned} \quad (58)$$

Hence, $p_i(\phi_i)$ is a convex function. Since $f_i(\phi_i)$ is the inverse of $p_i(\phi_i)$ (Lemma 2), the result follows. \square

4.2.0.2 Equality Constraints. The initial and final conditions (21) at the entry and exit of the control zone respectively along with the interior constraint

$p_i(t_i^m) = p_i^m$, at the time t_i^m that CAV i enters the merging zone (in case of left or right turns), designate the equality constraints. Thus,

$$\begin{aligned} h_i^{(1)}(\phi_i) &= \phi_{i,3} \cdot (t_i^0)^3 + \phi_{i,2} \cdot (t_i^0)^2 + \phi_{i,1} \cdot t_i^0 + \phi_{i,0} = 0, \\ h_i^{(2)}(\phi_i) &= \phi_{i,3} \cdot (t_i^f)^3 + \phi_{i,2} \cdot (t_i^f)^2 + \phi_{i,1} \cdot t_i^f + \phi_{i,0} - p_i^f \\ &= 0, \\ h_i^{(3)}(\phi_i) &= 3 \cdot \phi_{i,3} \cdot (t_i^0)^2 + 2 \cdot \phi_{i,2} \cdot t_i^0 + \phi_{i,1} - v_i^0 = 0, \\ h_i^{(4)}(\phi_i) &= 6 \cdot \phi_{i,3} \cdot t_i^f + 2 \cdot \phi_{i,2} = 0, \\ h_i^{(5)}(\phi_i) &= \phi_{i,3} \cdot (t_i^m)^3 + \phi_{i,2} \cdot (t_i^m)^2 + \phi_{i,1} \cdot t_i^m + \phi_{i,0} - p_i^m \\ &= 0. \end{aligned} \quad (59)$$

Proposition 3. *The functions $h_i^{(r)}(\phi_i), r = 1, \dots, 5$ are convex.*

Proof. If we fix the time in (59) and vary $\phi_i = (\phi_{i,3}, \phi_{i,2}, \phi_{i,1}, \phi_{i,0})$, then $h_i^{(r)}(\phi_i), r = 1, \dots, 5$, are affine functions. The variables ϕ_i take values from a closed subset Φ_i of \mathbb{R}^4 , so Φ_i is a convex set. Similarly, the image of $p_i(\phi_i)$ is a closed subset of \mathbb{R} . For any $\kappa \in [0, 1]$, for a fixed time $\tau \in [t_i^0, t_i^f]$, and for any $\phi_i, \phi'_i \in \Phi_i$, $h_i^{(r)}(\delta\phi_i + (1 - \kappa)\phi'_i) = \kappa h_i^{(r)}(\phi_i) + (1 - \kappa)h_i^{(r)}(\phi'_i)$, $r = 1, \dots, 5$. \square

4.2.0.3 Inequality Constraints. To avoid the speed $v_i(t)$ constraints (3) becoming active, for each $i \in \mathcal{N}(t)$, and for all $t \in [t_i^0, t_i^f]$,

$$v_{\min} \leq 3 \cdot \phi_{i,3} \cdot t^2 + 2 \cdot \phi_{i,2} \cdot t + \phi_{i,1} \leq v_{\max}. \quad (60)$$

It suffices to check the last equation at its extremum. The first derivative of (60) yields the time $\tau_v \in [t_i^0, t_i^f]$ that such extremum exist.

To avoid the control input $u_i(t)$ constraint (2) becoming active, for each $i \in \mathcal{N}(t)$, and for all $t \in [t_i^0, t_i^f]$,

$$u_{i,\min} \leq 6 \cdot \phi_{i,3} \cdot t + 2 \cdot \phi_{i,2} \leq u_{i,\max}. \quad (61)$$

From Corollary 2, given that none of the safety constraints (4) and (5) are activated, as discussed next, the extremum of $u(t)$ is at t_i^0 . Hence

$$u_{i,\min} \leq 6 \cdot \phi_{i,3} \cdot t_i^0 + 2 \cdot \phi_{i,2} \leq u_{i,\max}. \quad (62)$$

Next, we impose a condition to avoid the state constraint (4) becoming active within the control zone. This implies that the distance between the path trajectories of CAV i

and the preceding CAV $k \in \mathcal{N}(t)$, $\mathcal{C}_{o_i} \cap \mathcal{C}_{o_k} \neq \emptyset$, on lane $\theta \in \mathcal{L}$ at each $p_i(t)$ should be greater than $\delta_i(t)$, hence

$$\xi_i \cdot (p_k(t) - p_i(t)) > \gamma_i + \rho_i \cdot v_i(t), \quad t \in [t_i^0, t_i^f]. \quad (63)$$

By substituting $p_k(t)$, $p_i(t)$, and $v_i(t)$, from (44) and (45), we have

$$\begin{aligned} t^3(\phi_{i,3} - \phi_{k,3}) + t^2(\phi_{i,2} - \phi_{k,2} + 3\rho_i \cdot \phi_{i,3}) \\ + t(\phi_{i,1} - \phi_{k,1} + 2\rho_i \cdot \phi_{i,2}) + \rho_i \phi_{i,1} \\ + \phi_{i,0} - \phi_{k,0} + \gamma_i < 0. \end{aligned} \quad (64)$$

It suffices to check the last equation at its extremum. The first derivative of (64) yields the time $\tau_s \in [t_i^0, t_i^f]$ that such extremum exist.

Similarly, the constraint (5) may become active when the path trajectories of $i \in \mathcal{N}(t)$ and a CAV $j \in \mathcal{N}(t)$, $\mathcal{C}_{o_i} \cap \mathcal{C}_{o_j} \neq \emptyset$, cruising on another road, are crossed inside the merging zone which could lead to a lateral collision. Thus, we impose the following condition

$$\begin{aligned} p_{k,i}(t) - [\phi_{i,3}t^3 + t^2(\phi_{i,2} + 3\rho_i \cdot \phi_{i,3}) + t(\phi_{i,1} + 2\rho_i \cdot \phi_{i,2}) \\ + \rho_i \phi_{i,1} + \phi_{i,0} + \gamma_i] < 0, \end{aligned} \quad (65)$$

where $p_{k,i}(t)$ is the constant distance of CAV k from the entry point that CAV i entered the control zone. It suffices to check the last equation at its extremum. The first derivative of (65) yields the time $\tau_l \in [t_i^0, t_i^f]$ that such extremum exist.

Finally, when a CAV i needs to make either a left or right turn, the speed at the entry of the merging zone needs to be less than or equal to the corresponding allowable speed, v_{entry} , that guarantees comfort for the passengers. Hence

$$3 \cdot \phi_{i,3} \cdot (t_i^m)^2 + 2 \cdot \phi_{i,2} \cdot t_i^m + \phi_{i,1} \leq v_{\text{entry}}. \quad (66)$$

Since we seek to derive the minimum time without activating any of the state, control, and safety constraints, we add a very small $\varepsilon > 0$, in each inequality constraint that will prevent any of these to become active. Therefore, the set of inequality constraints in the upper-level

optimization is

$$\begin{aligned}
g_i^{(1)}(\phi_i) &= 3 \cdot \phi_{i,3} \cdot \tau_v^2 + 2 \cdot \phi_{i,2} \cdot \tau_v + \phi_{i,1} - v_{\max} + \varepsilon \leq 0, \\
g_i^{(2)}(\phi_i) &= v_{\min} - 3 \cdot \phi_{i,3} \cdot \tau_v^2 - 2 \cdot \phi_{i,2} \cdot \tau_v - \phi_{i,1} + \varepsilon \leq 0, \\
g_i^{(3)}(\phi_i) &= 6 \cdot \phi_{i,3} \cdot t_i^0 + 2 \cdot \phi_{i,2} - u_{i,\max} + \varepsilon \leq 0, \\
g_i^{(4)}(\phi_i) &= u_{i,\min} - 6 \cdot \phi_{i,3} \cdot t_i^0 - 2 \cdot \phi_{i,2} + \varepsilon \leq 0, \\
g_i^{(5)}(\phi_i) &= \tau_s^3(\phi_{i,3} - \phi_{k,3}) + \tau_s^2(\phi_{i,2} - \phi_{k,2} + 3\rho_i \cdot \phi_{i,3}) \\
&\quad + \tau_s(\phi_{i,1} - \phi_{k,1} + 2\rho_i \cdot \phi_{i,2}) + \rho_i \phi_{i,1} + \phi_{i,0} - \phi_{k,0} \\
&\quad + \gamma_i + \varepsilon \leq 0, \\
g_i^{(6)}(\phi_i) &= p_{k,i}(t) - [\phi_{i,3}\tau_l^3 + \tau_l^2(\phi_{i,2} + 3\rho_i \cdot \phi_{i,3}) \\
&\quad + \tau_l(\phi_{i,1} + 2\rho_i \cdot \phi_{i,2})] + \rho_i \phi_{i,1} + \phi_{i,0} + \gamma_i + \varepsilon \leq 0, \\
g_i^{(7)}(\phi_i) &= 3 \cdot \phi_{i,3} \cdot (t_i^m)^2 + 2 \cdot \phi_{i,2} \cdot t_i^m + \phi_{i,1} - v_{\text{entry}} \leq 0.
\end{aligned} \tag{67}$$

Proposition 4. *The functions $g_i^{(m)}(\phi_i)$, $m = 1, \dots, 7$, are convex.*

Proof. The proof is similar to the proof of Proposition 3. \square

4.2.0.4 Problem Formulation. For each CAV $i \in \mathcal{N}(t)$, we consider the following problem

Problem 2.

$$\begin{aligned}
&\min_{\phi_i} f_i(\phi_i) \\
&\text{subject to } \phi_i \in \Phi_i, \quad h_i^{(r)}(\phi_i) = 0, \quad r = 1, \dots, 5, \\
&\quad \quad \quad g_i^{(m)}(\phi_i) \leq 0, \quad m = 1, \dots, 7.
\end{aligned} \tag{68}$$

Note that the set Φ_i is determined by the occupancy sets of the lanes, i.e.,

$$\Phi_i = \left\{ \phi_i \mid f_i(\phi_i) \notin \bigcup_{\theta \in C_{o_i}} O_\theta \right\}, \tag{69}$$

and can be formed by each $i \in \mathcal{N}(t)$ at t_i^0 by accessing the crossing protocol $\mathcal{I}(t)$.

The cost function, $f_i(\phi_i)$, of Problem 2 is bounded below (Remark 7). The Lagrangian function, $L_i(\phi_i, \gamma_i, \nu_i) : \mathbb{R}^{r+m+1} \rightarrow \mathbb{R}$, is

$$L_i(\phi_i, \gamma_i, \nu_i) = f_i(\phi_i) + \gamma_i^T h_i(\phi_i) + \nu_i^T g_i(\phi_i), \tag{70}$$

where $h_i(\phi_i) = [h_i^{(1)}(\phi_i) \dots h_i^{(5)}(\phi_i)]^T$, $g_i(\phi_i) = [g_i^{(1)}(\phi_i) \dots g_i^{(7)}(\phi_i)]^T$, $\gamma_i = [\gamma_i^{(1)} \dots \gamma_i^{(5)}]^T$, $\gamma_i \in \mathbb{R}^5$, and $\nu_i = [\nu_i^{(1)} \dots \nu_i^{(7)}]^T$, $\nu_i \in \mathbb{R}_{\geq 0}^7$.

Next, we investigate some properties of the optimal solution in Problem 2 using a geometric duality framework.

4.3 Geometric Duality Framework

A geometric duality framework can admit insightful visualization through the use of hyperplanes along with their set support and separation properties. Before we proceed, and for easy reference, we provide some standard definitions that we use in our exposition.

Definition 8. Let Λ be a subset of \mathbb{R}^n , $n \in \mathbb{N}$. The affine hull of Λ , denoted $\text{aff}(\Lambda)$, is the intersection of all affine sets containing Λ .

Definition 9. Let Λ be a subset of \mathbb{R}^n , $n \in \mathbb{N}$. We say that z is a *relative interior* point of the set Λ , if $z \in \Lambda$ and there exists an open sphere R centered at z such that $R \cap \text{aff}(\Lambda) \subset \Lambda$. The set of all relative interior points of Λ is called the relative interior of Λ , and is denoted by $\text{ri}(\Lambda)$.

Definition 10. Let Λ be a subset of \mathbb{R}^n , $n \in \mathbb{N}$. We say that z is a *closure* point of the set Λ , if there exists a sequence $\{z_k\} \subset \Lambda$ that converges to z . The *closure* of Λ , denoted $\text{cl}(\Lambda)$, is the set of all closure points of Λ .

Given a nonempty set $\Lambda \subset \mathbb{R}^n$, $n \in \mathbb{N}$, let Λ_L be the set of all limit points of Λ . The closure of Λ is $\text{cl}(\Lambda) = \Lambda \cup \Lambda_L$.

Definition 11. Given a nonempty set $\Lambda \subset \mathbb{R}^n$, $n \in \mathbb{N}$, we say that a vector z' is a *direction of recession* of Λ if $z + \kappa z' \in \Lambda$ for all $z \in \Lambda$ and $\kappa \geq 0$.

Thus, z' is a direction of recession of Λ if starting at any $z \in \Lambda$ and going indefinitely along z' , we never cross the relative boundary of Λ to points outside Λ . The set of all directions of recession is a cone containing the origin, and it is called the *recession cone* of Λ .

The proofs of the following three lemmas can be found in Bertsekas et al. (2003).

Lemma 4. *Let Λ be a nonempty closed convex set of \mathbb{R}^{m+r+1} , $m, r \in \mathbb{N}$. Then the recession cones of Λ and $\text{ri}(\Lambda)$ are equal.*

Lemma 5. *Let Λ be a nonempty closed convex set of \mathbb{R}^{m+r+1} , $m, r \in \mathbb{N}$. Then $\text{cl}(\Lambda) = \text{cl}(\text{ri}(\Lambda))$.*

Lemma 6. *Let Λ be a nonempty closed convex set of \mathbb{R}^{m+r+1} , $m, r \in \mathbb{N}$, that contains no vertical lines. Let (z, y, w) be a vector in Λ , where $z \in \mathbb{R}^m$, $y \in \mathbb{R}^r$, and*

$w \in \mathbb{R}$. Then, Λ is contained in a closed halfspace corresponding to a nonvertical hyperplane, i.e., there exist a vector $\nu \in \mathbb{R}_{\geq 0}^m$, $\gamma \in \mathbb{R}^r$, $\delta \neq 0$, and a scalar η such that

$$\nu^T z + \gamma^T y + \delta w \geq \eta, \quad \forall (z, y, w) \in \Lambda. \quad (71)$$

Furthermore, if $(z', y', w') \notin \Lambda$, then there exist a nonvertical hyperplane strictly separating (z', y', w') and Λ .

In our analysis, we consider hyperplanes in the space of constraint-cost pairs $(h_i(\phi_i)^{(r)}, g_i(\phi_i)^{(m)}, f_i(\phi_i))$ of Problem 2 viewed as vectors in \mathbb{R}^{m+r+1} , where $m = 7$, $r = 5$, in our case. A hyperplane P_H of this type is specified by a linear equation involving a nonzero normal vector (ν, γ, δ) , where $\nu \in \mathbb{R}_{\geq 0}^m$, $\gamma \in \mathbb{R}^r$, $\delta \neq 0$, and a scalar η

$$P_H = \left\{ (z, y, w) \mid z \in \mathbb{R}^m, y \in \mathbb{R}^r, w \in \mathbb{R}, \right. \\ \left. \nu^T z + \gamma^T y + \delta w = \eta \right\}. \quad (72)$$

A hyperplane with normal (ν, γ, δ) , $\nu \in \mathbb{R}_{\geq 0}^m$, $\gamma \in \mathbb{R}^r$, $\delta \neq 0$, is referred to as nonvertical. By dividing the normal vector of such a hyperplane by δ , we can restrict attention to the case where $\delta = 1$.

Proposition 5. *The subset Λ of \mathbb{R}^{m+r+1} , where $m = 7$, $r = 5$, given by the space of constraint-cost pairs $(h_i(\phi_i)^{(r)}, g_i(\phi_i)^{(m)}, f_i(\phi_i))$ of Problem 2, i.e.,*

$$\Lambda = \left\{ h_i(\phi_i)^{(r)}, g_i(\phi_i)^{(m)}, f_i(\phi_i) \mid \phi_i \in \mathbb{R}^4 \right\}, \quad (73)$$

is convex.

Proof. Let (z, y, w) and (z', y', w') be two elements in Λ . For any $\kappa \in [0, 1]$, $\kappa(\nu^T z + \gamma^T y + w) + (1 - \kappa)(\nu^T z' + \gamma^T y' + w') = \kappa\nu^T z + (1 - \kappa)\nu^T z' + \kappa\gamma^T y + (1 - \kappa)\gamma^T y' + \kappa w + (1 - \kappa)w'$. Since Λ is defined in the space of constraint-cost pairs $(h_i(\phi_i)^{(r)}, g_i(\phi_i)^{(m)}, f_i(\phi_i))$, which are convex (by Propositions 2, 3, and 4), the result follows. \square

Corollary 7. *The set*

$$\Lambda_E = \left\{ (z, y, w) \mid \exists w' \leq w \text{ and } (z, y, w') \in \Lambda \right\}, \quad (74)$$

is convex.

Lemma 7. *If for every sequence $\{(z_k, y_k, w_k) \subset \Lambda\}$ with $(z_k, y_k) \rightarrow (0, 0)$, we have $w^* \leq \liminf_{k \rightarrow \infty} w_k$, where $w^* = \inf_{(0,0,w) \in \Lambda} w$, then the set Λ_E does not contain any vertical lines.*

Proof. Suppose that Λ_E contains a vertical line. Then, since Λ_E is convex, the direction $(0, 0, -1)$ would be

a direction of recession of $\text{cl}(\Lambda_E)$, and hence from Lemma 4, a direction of recession of $\text{ri}(\Lambda_E)$. Since $(0, 0, w^*)$ is a closure point of Λ_E , it is also a closure point of $\text{ri}(\Lambda_E)$ (Lemma 5), and therefore, there exists a sequence $\{(z_k, y_k, w_k) \subset \text{ri}(\Lambda_E)\}$ converging to $(0, 0, w^*)$. Since $(0, 0, -1)$ is a direction of recession of $\text{ri}(\Lambda_E)$, $\{(z_k, y_k, w_k - 1) \subset \text{ri}(\Lambda_E)\}$, and consequently, $\{(z_k, y_k, w_k - 1) \subset \Lambda_E\}$. Hence, in view of the definition of Λ_E , there is a sequence $\{(z_k, y_k, w'_k) \in \Lambda\}$, with $w'_k \leq w_k - 1$, for all k , such that $\liminf_{k \rightarrow \infty} w'_k \leq w^* - 1$. However, this contradicts that $w^* \leq \liminf_{k \rightarrow \infty} w_k$ for every sequence $\{(z_k, y_k, w_k) \in \Lambda\}$ with $(z_k, y_k) \rightarrow (0, 0)$. \square

Remark 8. The hyperplane in P_H with normal $(\nu, \gamma, 1)$ that passes through a vector $(h_i(\phi_i)^{(r)}, g_i(\phi_i)^{(m)}, f_i(\phi_i))$ in Λ intercepts the vertical axis $\{(0, 0, w) \mid w \in \mathbb{R}\}$ at the level of the Lagrangian function, $L_i(\phi_i, \gamma_i, \nu_i)$, in (70).

Remark 9. A hyperplane in P_H with normal $(\nu, \gamma, 1)$ crosses the $(m + r + 1)$ -st axis at $(0, 0, \eta)$, $\eta \geq 0$. Furthermore, it contains the set Λ in its upper closed half-plane if and only if, for all $(z, y, w) \in \Lambda$,

$$\nu^T z + \gamma^T y + w \geq \eta. \quad (75)$$

Remark 10. Among all hyperplanes in P_H with a normal $(\nu, \gamma, 1)$ that contain in their positive, closed halfspace set Λ , the highest attained level of interception of the vertical axis is

$$\inf_{\phi_i \in \Phi_i} L_i(\phi_i, \gamma_i, \nu_i). \quad (76)$$

Theorem 6. *There is no duality gap in Problem 2.*

Proof. Since $f_i(\cdot), h_i^{(r)}(\cdot), g_i^{(m)}(\cdot); r = 1, \dots, 5; m = 1, \dots, 7$, are convex functions, and $h_i^{(r)}(\cdot), g_i^{(m)}(\cdot)$ are affine, the result immediately follows by applying the Slater's weaker condition; see Slater (1950). \square

Corollary 8. *If there is no duality gap in Problem 2, then*

$$\max_{(z,y) \in \Lambda} \inf_{(z,y) \in \Lambda} \{\nu^T z + \gamma^T y + w\} = w^*, \quad (77)$$

where $w^* = \inf_{(0,0,w) \in \Lambda} w$.

Next, we provide the condition under which an optimal solution in Problem 2 exists.

Theorem 7. *An optimal solution of Problem 2 exists if and only if for every sequence $\{(z_k, y_k, w_k) \subset \Lambda\}$ with $(z_k, y_k) \rightarrow (0, 0)$, there holds $w^* \leq \liminf_{k \rightarrow \infty} w_k$, where $w^* = \inf_{(0,0,w) \in \Lambda} w$.*

Proof. We show sufficiency first. Let $\{(z_k, y_k, w_k) \subset \Lambda\}$ such that $(z_k, y_k) \rightarrow (0, 0)$. Taking the limit as $k \rightarrow \infty$, we have $\inf_{(z,y) \in \Lambda} \{\nu^T z + \gamma^T y + w\} \leq \liminf_{k \rightarrow \infty} w_k$, which implies that $\max \inf_{(z,y) \in \Lambda} \{\nu^T z + \gamma^T y + w\} = w^* \leq \liminf_{k \rightarrow \infty} w_k$.

To show necessity, first we note that $(0, 0, w^*)$ is a closure point of Λ_E , since by the definition of w^* , there exist a sequence $\{0, 0, w_k\}$ that belongs to Λ , and hence also to Λ_E , and is such that $w_k \rightarrow w^*$. Next, we show by contradiction that $(0, 0, w^* - \varepsilon) \notin \text{cl}(\Lambda_E)$, for any $\varepsilon > 0$. Suppose that $(0, 0, w^* - \varepsilon) \in \text{cl}(\Lambda_E)$ for some $\varepsilon > 0$. Hence, there exists a sequence $\{(z_k, y_k, w_k) \subset \Lambda_E\}$ such that $(z_k, y_k, w_k) \rightarrow (0, 0, w^* - \varepsilon)$. In view of the definition of Λ_E , this implies the existence of another sequence $\{(z_k, y_k, w'_k) \subset \Lambda\}$ with $(z_k, y_k) \rightarrow (0, 0)$ and $w'_k \leq w_k$ for all k , such that $\liminf_{k \rightarrow \infty} w'_k \leq w^* - \varepsilon$, which contradicts the hypothesis $w^* \leq \liminf_{k \rightarrow \infty} w_k$. Since Λ_E does not contain any vertical lines (Lemma 7) and $(0, 0, w^* - \varepsilon) \notin \text{cl}(\Lambda_E)$ for any $\varepsilon > 0$, it follows (Lemma 6) that there exists a nonvertical hyperplane in P_H that separates strictly $(0, 0, w^* - \varepsilon)$ and Λ_E . This hyperplane crosses the $(m+r+1)$ -st axis at a unique vector $(0, 0, \eta)$, which must lie between $(0, 0, w^* - \varepsilon)$ and $(0, 0, w^*)$, i.e., $w^* - \varepsilon \leq \eta \leq w^*$. Furthermore, η cannot exceed the value $\max \inf_{(z,y) \in \Lambda} \{\nu^T z + \gamma^T y + w\}$, for all $(z, y, w) \in \Lambda$, which implies $w^* - \varepsilon \leq \max \inf_{(z,y) \in \Lambda} \{\nu^T z + \gamma^T y + w\} \leq w^*$. Since ε can be arbitrarily small, it follows that $\max \inf_{(z,y) \in \Lambda} \{\nu^T z + \gamma^T y + w\} = w^*$. \square

Corollary 9. *The solution of Problem 2 yields the optimal $\phi_i = (\phi_{i,3}, \phi_{i,2}, \phi_{i,1}, \phi_{i,0}) \in \Phi_i$ that minimizes (52) evaluated at p_i^f , and hence t_i^f . Recall that the constants $\omega_{i,3}, \omega_{i,2}, \omega_{i,1}, \omega_{i,0} \in \Omega_i$ in (52) are derived directly from ϕ_i (Lemma 2). However, the inverse of (52) defined in $[p_i^0, p_i^f]$ yields the optimal position (44) for the unconstrained arc (Corollary 3) in $[t_i^0, t_i^f]$, for all $i \in \mathcal{N}(t)$. Hence, for each CAV $i \in \mathcal{N}(t)$, the optimal control input of the low-level optimization can be derived directly by taking the second derivative of the inverse of (52) evaluated at p_i^f using the optimal $\phi_i = (\phi_{i,3}, \phi_{i,2}, \phi_{i,1}, \phi_{i,0}) \in \Phi_i$.*

Remark 11. If the condition $w^* \leq \liminf_{k \rightarrow \infty} w_k$ holds, it guarantees that the set Λ_E does not contain any vertical lines (Lemma 7). The physical interpretation of the condition is that there exists a time trajectory for a CAV to exit the control zone without activating any of the equality and inequality constraints.

Remark 12. The decentralized framework presented here is implemented as follows. Every time a CAV $i \in \mathcal{N}(t)$ enters the control zone, it formulates and solves Problem 2 by accessing the crossing protocol $\mathcal{I}(t)$. The solution yields the optimal time trajectory $t_{p_i}(p_i)$ of CAV i , and as a result, the minimum time t_i^f to exit the control zone. Problem 2 is solved sequentially by each

CAV that enters the control zone. Once the time trajectory of a CAV inside the control zone is derived, then it does not change. By inverting $t_{p_i}(p_i)$ and taking the second derivative, CAV i obtains the optimal control input that corresponds to the unconstrained arc. Therefore, the solution of Problem 2, if it exists, guarantees that none of the state and control constraints becomes active in the low-level optimization. If, however, the solution of Problem 2 does not exist, then CAV i selects a feasible t_i^f from the crossing protocol $\mathcal{I}(t)$, and follows the analysis of the low-level optimization, which includes piecing together the constrained and unconstrained arcs, to derive the optimal control input from t_i^0 to t_i^f .

5 Simulation Results

In this section, we present simulation results to evaluate the analysis in the low-level and upper-level optimization. First, we demonstrate the analysis of the low-level optimization with three case studies using two CAVs. We consider cases where the state and control constraints become active. Second, we demonstrate the upper-level optimization analysis on a set of 10 and 24 CAVs at a four-way intersection. These cases include intersection-crossing, left, turns right turns, and lane changes.

5.1 Low-Level Optimization

We simulate two CAVs that share a single lane within the control zone. The initial conditions of the CAVs are designed such that the state and control constraints become active on the lead CAV 1, while the rear-end safety constraint activates on the following CAV 2. Initially, CAV 1 generates all possible trajectories which satisfy its boundary conditions. Then, it selects the feasible trajectory which minimizes its total energy consumption. CAV 2 applies the same process and verifies whether the resulting trajectory is feasible concerning the rear-end safety constraint. If this constraint is not satisfied, then CAV 2 must solve a boundary-value problem that satisfies the boundary, continuity, and optimality conditions. We provide three scenarios for this simulation case study. In the first scenario (Fig. 2), CAV 1 follows an unconstrained trajectory. In the second scenario, the constraint u_{\max} becomes active for CAV 1. In the third scenario, the constraint v_{\max} is activated for CAV 1. In each case, CAV 1 starts with a much lower speed than CAV 2 to ensure the rear-end safety constraint is activated.

For the first scenario (Fig. 2), CAV 1 follows an unconstrained control input, which is positive and decreasing. To prevent a rear-end collision, CAV 2 follows a small positive acceleration profile until the safety constraint becomes active. This constraint activation causes CAV 2 to jump into a new arc, which corresponds to a linear deceleration to zero (Fig. 2). The jump in the control

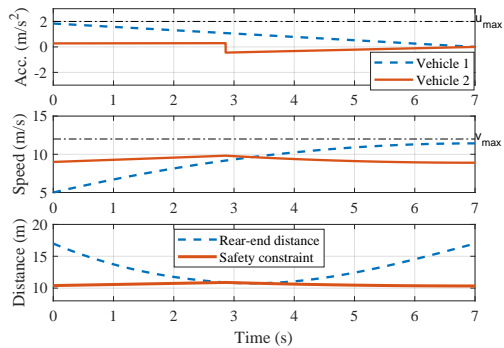


Fig. 2. A state versus time graph for the case when CAV #1 follows an unconstrained trajectory.

input of CAV 2 corresponds to a corner in the CAV’s speed, as well as an instantaneous activation of the rear-end safety constraint.

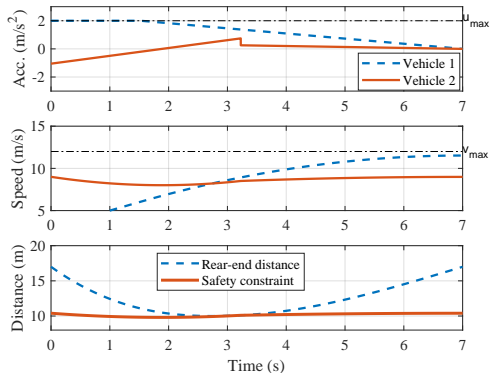


Fig. 3. A state versus time graph for the case when u_{\max} is active for CAV 1 over the first 1.3 s.

In the second scenario (Fig. 3), CAV 1 begins with the u_{\max} constraint active (we relax Assumption 3) for the first 1.3 s. CAV 2 uses this time to increase its acceleration until the rear-end safety constraint becomes instantaneously active around $t = 3.2$ s. Then, CAV 2 slowly decelerates until it reaches the intersection at its prescribed time. In the absence of the rear-end safety constraint, CAV 2 would have followed a small linear acceleration profile, as opposed to the initial breaking behavior observed in Fig. 3.

Finally, in the third scenario (Fig. 4), CAV 1 activates the v_{\max} constraint arc from $t = 6$ s until the terminal time. In this case, CAV 2 starts with some positive acceleration before jumping to a negative unconstrained arc. The jump occurs instantaneously when the rear-end safety constraint is activated. In each scenario, CAV 1 follows a trajectory with a piecewise-linear control input. The rear-end safety constraint determines the trajectory of CAV 2, which must follow two unconstrained arcs with an instantaneous jump where the safety constraint becomes active. The magnitude of this jump depends on the jump conditions of the influence functions.

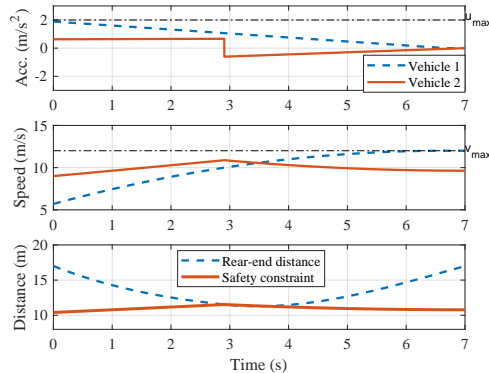


Fig. 4. A state versus time graph for the case where v_{\max} is active over the last 1.5 s for CAV 1.

5.2 Upper-Level Optimization

To demonstrate the efficacy of the upper-level optimization, a simulation was run for $\mathcal{N}(t) = 24$ CAVs on an intersection shown in Fig. 5. This scenario consists of 6 paths with 9 locations for potential lateral collisions. It also includes turning speed, state and control, and rear-end safety constraints.

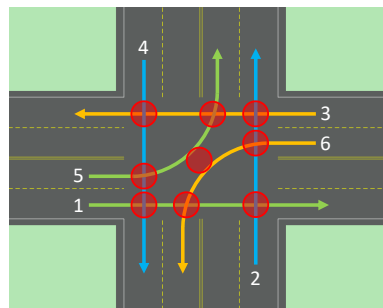


Fig. 5. Diagram showing the 6 routes annotated over the intersection.

Each CAV enters at $p_i(t_i^0) = 0$ and follows a monotonically increasing trajectory to the final distance $p_i(t_i^f) = S_1$. The infeasible region caused by the rear-end safety constraint is shaded with a dashed line, while the vertical lines represent the lateral time headway constraint at each point along path 1. A discussion about the implications of real-time implementation of the upper-level control algorithm in an experimental setting is discussed in Chalaki et al. (2020). Supplementary videos of the simulation and experimental results of the proposed framework as well as the parameters used for the simulation results can be found at: <https://sites.google.com/view/ud-ids-lab/oppc>.

6 Concluding Remarks and Discussion

In this paper, we presented a decentralized theoretical framework, consisting of an upper-level and a low-level


optimization, that aims at coordinating CAVs at different traffic scenarios. We provided a complete, analytical solution of the low-level optimization problem that includes the rear-end safety constraint, where the safe distance is a function of speed. We also provided a problem formulation for the upper-level optimization in which there is no duality gap, implying that the optimal time trajectory for each CAV does not activate any of the state, control, and safety constraints of the low-level optimization, thus allowing for online implementation. Finally, we presented a geometric duality framework with hyperplanes to derive the condition under which the solution of the upper-level optimization always exists.

In our framework, we considered 100% penetration rate of CAVs having access to perfect information (no errors or delays) which both impose limitations for real-world applications. It is expected that CAVs will gradually penetrate the market, interact with non-CAVs and contend with vehicle-to-vehicle and vehicle-to-infrastructure communication limitations, e.g., bandwidth, dropouts, errors and/or delays. Although some recent studies have explored the implications of partial CAV penetration rates, see Rios-Torres and Malikopoulos (2018); Zhao et al. (2018); Zhang and Cassandras (2019b), no system approaches to date have reported in the literature to optimally coordinate CAVs at different penetration rates. Ongoing research focusing on addressing partial penetration rates of CAVs relying upon on-board sensing and overcoming real-world communication limitations. A direction for future research should extend the proposed framework to consider passengers' comfort in addition to energy efficiency and safety.

References

- J. Alam, A. Martensson and K. H. Johansson. Experimental evaluation of decentralized cooperative cruise control for heavy-duty vehicle platooning. *Control Engineering Practice*, 38:11–25, 2015.
- J. Alonso, V. Milanés, J. Pérez, E. Onieva, C. González, and T. de Pedro. Autonomous vehicle control systems for safe crossroads. *Transportation Research Part C: Emerging Technologies*, 19(6):1095–1110, Dec. 2011.
- M. Athans. A unified approach to the vehicle-merging problem. *Transportation Research*, 3(1):123–133, 1969. ISSN 00411647. doi: 10.1016/0041-1647(69)90109-9.
- R. Azimi, G. Bhatia, R. R. Rajkumar, and P. Mudalige. Stip: Spatio-temporal intersection protocols for autonomous vehicles. In *2014 ACM/IEEE International Conference on Cyber-Physical Systems (IC-CPS)*, pages 1–12, 2014.
- D. P. Bertsekas, A. Nedic, and A. E. Ozdaglar. *Convex Analysis and Optimization*. Athena Scientific, April 2003.
- B. Besselink and K. H. Johansson. String stability and a delay-based spacing policy for vehicle platoons subject to disturbances. *IEEE Transactions on Automatic Control*, 62(9):4376–4391, 2017.
- A. E. Bryson, Jr. and Y. Ho. *Applied Optimal Control*. John Wiley & Sons, 1975.
- A. E. Bryson, Jr., W. F. Denham, and S. E. Dreyfus. Optimal programming problems with inequality constraints I: Necessary conditions for extremal solutions. *American Institute of Aeronautics and Astronautics Journal*, 1(11):2544 – 2550, 1963.
- G. R. Campos, P. Falcone, H. Wymeersch, R. Hult, and J. Sjöberg. Cooperative receding horizon conflict resolution at traffic intersections. In *2014 IEEE 53rd Annual Conference on Decision and Control (CDC)*, pages 2932–2937, 2014.
- C. G. Cassandras. Automating mobility in smart cities. *Annual Reviews in Control*, 44:1–8, 2017.
- B. Chalaki, L. E. Beaver, and A. A. Malikopoulos. Experimental validation of a real-time optimal controller for coordination of cavs in a multi-lane roundabout. In *31st IEEE Intelligent Vehicles Symposium (IV)*, pages 504–509, 2020.
- A. Colombo and D. Del Vecchio. Least restrictive supervisors for intersection collision avoidance: a scheduling approach. *IEEE Transactions on Automatic Control*, 60(6):1515 – 1527, 2015.
- G. R. De Campos, F. Della Rossa, and A. Colombo. Optimal and least restrictive supervisory control: safety verification methods for human-driven vehicles at traffic intersections. *Proceedings of the IEEE Conference on Decision and Control*, pages 1707–1712, 2015.
- A. de La Fortelle. Analysis of reservation algorithms for cooperative planning at intersections. *13th International IEEE Conference on Intelligent Transportation Systems*, pages 445–449, Sept. 2010.
- K. Dresner and P. Stone. Multiagent traffic management: a reservation-based intersection control mechanism. In *Proceedings of the Third International Joint Conference on Autonomous Agents and Multiagents Systems*, pages 530–537, 2004.
- K. Dresner and P. Stone. A multiagent approach to autonomous intersection management. *Journal of Artificial Intelligence Research*, 31:591–653, 2008.
- A. Ferrara, S. Sacone, and S. Siri. *Freeway Traffic Modeling and Control*. Springer, 2018.
- J. Guanetti, Y. Kim, and F. Borrelli. Control of connected and automated vehicles: state of the art and future challenges. *Annual Reviews in Control*, 45:18–40, 2018.
- M. Kamal, M. Mukai, J. Murata, and T. Kawabe. Model predictive control of vehicles on urban roads for improved fuel economy. *IEEE Transactions on Control Systems Technology*, 21(3):831–841, 2013.
- M. Kamal, J. Imura, T. Hayakawa, A. Ohata, and K. Aihara. A vehicle-intersection coordination scheme for smooth flows of traffic without using traffic lights. *IEEE Transactions on Intelligent Transportation Systems*, (99), 2014. doi: 10.1109/TITS.2014.2354380.
- K.-D. Kim and P. Kumar. An MPC-based approach to provable system-wide safety and liveness of au-

- tonomous ground traffic. *IEEE Transactions on Automatic Control*, 59(12):3341–3356, 2014.
- M. Kloock, P. Scheffe, S. Marquardt, J. Maczjewski, B. Alrifae, and S. Kowalewski. Distributed model predictive intersection control of multiple vehicles. In *2019 IEEE Intelligent Transportation Systems Conference (ITSC)*, pages 1735–1740, 2019.
- J. Larson, K.-Y. Liang, and K. H. Johansson. A distributed framework for coordinated heavy-duty vehicle platooning. *IEEE Transactions on Intelligent Transportation Systems*, 16(1):419–429, 2015.
- W. Levine and M. Athans. On the optimal error regulation of a string of moving vehicles. *IEEE Transactions on Automatic Control*, 11(3):355–361, 1966.
- A. I. Mahbub, A. A. Malikopoulos, and L. Zhao. Decentralized optimal coordination of connected and automated vehicles for multiple traffic scenarios. *Automatica*, 117:108958, 2020.
- A. M. I. Mahbub and A. A. Malikopoulos. Conditions for state and control constraint activation in coordination of connected and automated vehicles. *Proceedings of 2020 American Control Conference*, pages 436–441, 2020.
- A. M. I. Mahbub, L. Zhao, D. Assanis, and A. A. Malikopoulos. Energy-Optimal Coordination of Connected and Automated Vehicles at Multiple Intersections. In *Proceedings of 2019 American Control Conference*, pages 2664–2669, 2019.
- L. Makarem, D. Gillet, and S. Member. Model predictive coordination of autonomous vehicles crossing intersections. In *16th International IEEE Conference on Intelligent Transportation Systems*, pages 1799–1804, 2013.
- A. A. Malikopoulos and L. Zhao. Optimal path planning for connected and automated vehicles at urban intersections. In *Proceedings of the 58th IEEE Conference on Decision and Control, 2019*, pages 1261–1266. IEEE, 2019a.
- A. A. Malikopoulos and L. Zhao. A closed-form analytical solution for optimal coordination of connected and automated vehicles. In *2019 American Control Conference (ACC)*, pages 3599–3604. IEEE, 2019b.
- A. A. Malikopoulos, P. Papalambros, and D. Assanis. Optimal engine calibration for individual driving styles. In *SAE Congress*, 2008.
- A. A. Malikopoulos, C. G. Cassandras, and Y. Zhang. A decentralized energy-optimal control framework for connected automated vehicles at signal-free intersections. *Automatica*, 93:244 – 256, 2018.
- A. A. Malikopoulos, S. Hong, B. Park, J. Lee, and S. Ryu. Optimal control for speed harmonization of automated vehicles. *IEEE Transactions on Intelligent Transportation Systems*, 20(7):2405–2417, 2019.
- I. A. Ntousakis, I. K. Nikolos, and M. Papageorgiou. Optimal vehicle trajectory planning in the context of cooperative merging on highways. *Transportation Research Part C: Emerging Technologies*, 71:464–488, 2016.
- M. Papageorgiou and A. Kotsialos. Freeway ramp metering: an overview. *IEEE Transactions on Intelligent Transportation Systems*, 3(4):271–281, 2002. ISSN 15249050. doi: 10.1109/TITS.2002.806803.
- X. Qian, J. Gregoire, A. De La Fortelle, and F. Moutarde. Decentralized model predictive control for smooth coordination of automated vehicles at intersection. In *2015 European Control Conference (ECC)*, pages 3452–3458. IEEE, 2015.
- R. Rajamani, H.-S. Tan, B. K. Law, and W.-B. Zhang. Demonstration of integrated longitudinal and lateral control for the operation of automated vehicles in platoons. *IEEE Transactions on Control Systems Technology*, 8(4):695–708, 2000.
- J. Rios-Torres and A. A. Malikopoulos. A Survey on coordination of connected and automated vehicles at intersections and merging at highway on-ramps. *IEEE Transactions on Intelligent Transportation Systems*, 18(5):1066–1077, 2017a.
- J. Rios-Torres and A. A. Malikopoulos. Automated and cooperative vehicle merging at highway on-ramps. *IEEE Transactions on Intelligent Transportation Systems*, 18(4):780–789, 2017b.
- J. Rios-Torres and A. A. Malikopoulos. Impact of partial penetrations of connected and automated vehicles on fuel consumption and traffic flow. *IEEE Trans. Intell. Veh.*, 3(4):453–462, 2018.
- S. E. Shladover, C. A. Desoer, J. K. Hedrick, M. Tomizuka, J. Walrand, W.-B. Zhang, D. H. McMahon, H. Peng, S. Sheikholeslam, and N. McKeown. Automated vehicle control developments in the PATH program. *IEEE Transactions on Vehicular Technology*, 40(1):114–130, 1991.
- M. Slater. Lagrange multipliers revisited: A contribution to non-linear programming. *Cowles Commission Discussion Paper, Math 403*, 1950.
- R. Tachet, P. Santi, S. Sobolevsky, L. I. Reyes-Castro, E. Frazzoli, D. Helbing, and C. Ratti. Revisiting street intersections using slot-based systems. *PLOS ONE*, 11(3), 2016.
- P. Varaiya. Smart cars on smart roads: problems of control. *IEEE Transactions on Automatic Control*, 38(2):195–207, 1993.
- Y. Zhang and C. G. Cassandras. Decentralized optimal control of connected automated vehicles at signal-free intersections including comfort-constrained turns and safety guarantees. *Automatica*, 109, 2019a.
- Y. Zhang and C. G. Cassandras. An impact study of integrating connected automated vehicles with conventional traffic. *Annual Reviews in Control*, 48:347–356, 2019b.
- L. Zhao and A. A. Malikopoulos. Enhanced mobility with connectivity and automation: A review of shared autonomous vehicle systems. *IEEE Intelligent Transportation Systems Magazine*, 2019.
- L. Zhao, A. A. Malikopoulos, and J. Rios-Torres. Optimal control of connected and automated vehicles at roundabouts: An investigation in a mixed-traffic environment. In *15th IFAC Symposium on Control in Transportation Systems*, pages 73–78, 2018.



Andreas A. Malikopoulos received the Diploma in mechanical engineering from the National Technical University of Athens, Greece, in 2000. He received M.S. and Ph.D. degrees from the department of mechanical engineering at the University of Michigan, Ann Arbor, Michigan, USA, in 2004 and 2008, respectively. He is the Terri Connor

Kelly and John Kelly Career Development Associate Professor in the Department of Mechanical Engineering at the University of Delaware (UD), the Director of the Information and Decision Science (IDS) Laboratory, and the Director of the Sociotechnical Systems Center. Before he joined UD, he was the Deputy Director and the Lead of the Sustainable Mobility Theme of the Urban Dynamics Institute at Oak Ridge National Laboratory, and a Senior Researcher with General Motors Global Research & Development. His research spans several fields, including analysis, optimization, and control of cyber-physical systems; decentralized systems; stochastic scheduling and resource allocation problems; and learning in complex systems. The emphasis is on applications related to smart cities, emerging mobility systems, and sociotechnical systems. He is currently an Associate Editor of the IEEE Transactions on Intelligent Vehicles, IEEE Transactions on Intelligent Transportation Systems, and Automatica. He is a member of SIAM and AAAS. He is also a Senior Member of the IEEE, and a Fellow of the ASME.



Logan Beaver received the B.S. degree in mechanical engineering from the Milwaukee School of Engineering, Milwaukee, WI, in 2015 and the M.S. degree in mechanical engineering from Marquette University, Milwaukee, WI, in 2017. He is currently a Ph.D. student in the Information and Decision Science Laboratory in the department

of mechanical engineering at the University of Delaware. His research interests are at the interface of complex systems, decentralized control, and robotics; his focus is on engineering decentralized robotic systems which take advantage of the mechanism of emergence. He is a student member of the IEEE, SIAM and ASME.



Ioannis Vasileios Chremos received the B.S. degree with honours of the First Class in Mathematics from the University of Glasgow, Glasgow, UK in 2017. He is working towards a Ph.D. in the program of Mechanical Engineering at the University of Delaware. His research interests lie broadly in the investigation of rebound effects of the

emerging mobility systems with connected and automated vehicles, and the mathematical modeling of the social dynamics in routing and congestion scenarios,

using the theories of game theory and mechanism design. He is also interested in the exploration of dynamic mechanisms in social networks and the strategic defense of democratic systems. He is a student member of the IEEE, SIAM and ASME.