

Stable \mathcal{H}^∞ controller design for time-delay systems[†]S. Gumussoy[‡] and H. Özbay^{*§}[‡]MIKES Inc., Akyurt, ANKARA TR-06750, Turkey[§]Dept. of Electrical and Electronics Eng., Bilkent University, Bilkent, Ankara TR-06800, Turkey,
on leave from Dept. of Electrical and Computer Eng., Ohio State University, Columbus, OH 43210
(March 17, 2020)

This paper investigates stable suboptimal \mathcal{H}^∞ controllers for a class of single-input single-output time-delay systems. For a given plant and weighting functions, the optimal controller minimizing the mixed sensitivity (and the central suboptimal controller) may be unstable with finitely or infinitely many poles in C_+ . For each of these cases search algorithms are proposed to find stable suboptimal \mathcal{H}^∞ controllers. These design methods are illustrated with examples.

1 Introduction

In a feedback system, stable stabilizing controllers (also called strongly stabilizing controllers) are desired for many practical reasons, Vidyasagar (1985). It is shown that Youla *et al.* (1974); Abedor *et al.* (1989) such controllers can be designed if and only if the plant satisfies the parity interlacing property. A design method for finding strongly stabilizing controllers for SISO plants with input-output (I/O) time delays is given in Suyama (1991) where a stable controller is constructed by finding a unit (an outer function whose inverse is proper) satisfying certain interpolation conditions.

In the literature, stable controllers satisfying a performance requirement are also studied. For example, design methods are given for \mathcal{H}^∞ strong stabilization for finite dimensional plants, see e.g. Sideris *et al.* (1985); Ganesh *et al.* (1986); Jacobus *et al.* (1990); Ito *et al.* (1993); Barabonov *et al.* (1996); Zeren *et al.* (1999, 2000); Choi *et al.* (2001); Zhou *et al.* (2001); Lee *et al.* (2002); Campos-Delgado *et al.* (2003); Chou *et al.* (2003) and their references. For time delay systems, \mathcal{H}^∞ -based strong stabilization is also considered. Optimal stable \mathcal{H}^∞ controller design for a class of SISO time-delay systems within the framework of the weighted sensitivity minimization problem is studied in Gumussoy *et al.* (December 2006). It is known that \mathcal{H}^∞ controllers for time-delay systems with finitely many unstable poles can be designed by the methods in Foias *et al.* (1986); Zhou *et al.* (1987); Toker *et al.* (1995); Gumussoy *et al.* (July 2006). For this class of plants, weighted sensitivity problem may result in an optimal \mathcal{H}^∞ controller with infinitely unstable modes, Flamm *et al.* (1987); Lenz (1995). For the mixed sensitivity minimization problem, an indirect approach to design a stable controller achieving a desired \mathcal{H}^∞ performance level for finite dimensional SISO plants with I/O delays is proposed in Gumussoy *et al.* (2002). This approach is based on stabilization of the unstable optimal, or central suboptimal, \mathcal{H}^∞ controller by another \mathcal{H}^∞ controller in the feedback loop. In Gumussoy *et al.* (2002), stabilization is achieved and the sensitivity deviation is minimized under certain sufficient conditions. There are two main drawbacks of this method. First, the solution of sensitivity deviation brings conservatism because of finite dimensional approximation of the infinite dimensional weight. Second, the stability of overall sensitivity function is not guaranteed.

[†] This work is supported in part by the European Commission under contract No. MIRG-CT-2004-006666, and by TÜBİTAK under grant numbers EEEAG-105E065 and EEEAG-105E156

^{*}Corresponding author. Email: hitay@bilkent.edu.tr or ozbay.1@osu.edu

In Gumussoy *et al.* (2004) we focused on strong stabilization problem for SISO plants with I/O delays such that the stable controller achieves the pre-specified suboptimal \mathcal{H}^∞ performance level in the mixed sensitivity minimization problem. When the optimal controller is unstable (with infinitely or finitely many unstable poles), two methods are given based on a search algorithm to find a stable suboptimal controller. However, both methods are conservative. In other words, there may be a stable suboptimal controller achieving a smaller performance level. In Gumussoy *et al.* (2004) necessary conditions for stability of optimal and suboptimal controllers are also given.

In this paper, the results of Gumussoy *et al.* (2004) are extended for general SISO time-delay systems in the form

$$P(s) = \frac{r_p(s)}{t_p(s)} = \frac{\sum_{i=1}^n r_{p,i}(s)e^{-h_i s}}{\sum_{j=1}^m t_{p,j}(s)e^{-\tau_j s}} \quad (1)$$

satisfying the assumptions

- A.1 a) $r_{p,i}(s)$ and $t_{p,j}(s)$ are polynomials with real coefficients;
- b) $\{h_i\}_{i=1}^n$ and $\{\tau_i\}_{i=1}^m$ are two sets of strictly increasing nonnegative rational numbers with $h_1 \geq \tau_1$;
- c) define the polynomials $r_{p,i_{max}}$ and $t_{p,j_{max}}$ with largest polynomial degree in $r_{p,i}$ and $t_{p,j}$ respectively (the smallest index if there is more than one), then, $\deg\{r_{p,i_{max}}(s)\} \leq \deg\{t_{p,j_{max}}(s)\}$ and $h_{i_{max}} \geq \tau_{j_{max}}$ where $\deg\{\cdot\}$ denotes the degree of the polynomial;
- A.2 P has no imaginary axis zeros or poles;
- A.3 P has finitely many unstable poles, or equivalently $t_p(s)$ has finitely many zeros in C_+ ;
- A.4 P can be written in the form of

$$P(s) = \frac{m_n(s)N_o(s)}{m_d(s)} \quad (2)$$

where m_n , m_d are inner, infinite and finite dimensional, respectively; N_o is outer, possibly infinite dimensional as in Toker *et al.* (1995).

Conditions stated in A.1 are not restrictive, and in most cases A.2 can be removed if the weights are chosen in a special manner. The conditions A.3 – A.4 come from the restrictions of the Skew-Toeplitz approach to \mathcal{H}^∞ -control of infinite dimensional systems. It is not easy to check assumptions A.3 – A.4, unless a quasi-polynomial root finding algorithm is used. In Section 2, we will give a necessary and sufficient condition to check the assumption A.3.

The optimal \mathcal{H}^∞ controller, C_{opt} , stabilizes the feedback system and achieves the minimum \mathcal{H}^∞ cost, γ_{opt} :

$$\gamma_{opt} = \left\| \left[\begin{array}{c} W_1(1 + PC_{opt})^{-1} \\ W_2PC_{opt}(1 + PC_{opt})^{-1} \end{array} \right] \right\|_\infty = \inf_{C \text{ stab. } P} \left\| \left[\begin{array}{c} W_1(1 + PC)^{-1} \\ W_2PC(1 + PC)^{-1} \end{array} \right] \right\|_\infty \quad (3)$$

where W_1 and W_2 are finite dimensional weights for this mixed sensitivity minimization problem.

In Section 2, conditions are given to check assumptions A.3 and A.4, and an algorithm is derived for the plant factorization (2). Section 3 discusses the structure of optimal and suboptimal \mathcal{H}^∞ controllers. Stable suboptimal \mathcal{H}^∞ controller design methods for the cases where the optimal controller has infinitely or finitely many unstable poles are discussed in Sections 4 and 5 respectively. Examples can be found in Section 6, and concluding remarks are made in Section 7.

Definition: A function $F(s)$ defined on right half of complex plane is called *proper* (respectively *strictly proper*) if

$$\lim_{|s| \rightarrow \infty} |F(s)| < \infty \quad \left(\text{respectively } \lim_{|s| \rightarrow \infty} |F(s)| = 0 \right).$$

The function is called *biproper* if the limit converges to a nonzero value.

2 Assumptions and Factorization of Plant

Note that by multiplying and dividing (1) by a stable polynomial, it is always possible to put the plant in the form

$$P(s) = \frac{R(s)}{T(s)} = \frac{\sum_{i=1}^n R_i(s)e^{-h_i s}}{\sum_{j=1}^m T_j(s)e^{-\tau_j s}} \quad (4)$$

where R_i and T_j are finite dimensional, stable, proper transfer functions. In this section, we study conditions to verify assumptions A.3 and A.4.

LEMMA 2.1 (*Gumussoy et al. (July 2006)*) *Assume that $R(s)$ in (4) has no imaginary axis zeros and poles, then the system, R , has finitely many unstable zeros if and only if all the roots of the polynomial, $\varphi(r) = 1 + \sum_{i=2}^n \xi_i r^{\tilde{h}_i - \tilde{h}_1}$ has magnitude greater than 1 where*

$$\begin{aligned} \xi_i &= \lim_{\omega \rightarrow \infty} R_i(j\omega)R_1^{-1}(j\omega) \quad \forall i = 2, \dots, n, \\ h_i &= \frac{\tilde{h}_i}{N}, \quad N, \tilde{h}_i \in \mathbb{Z}_+, \quad \forall i = 1, \dots, n. \end{aligned}$$

We define the conjugate of $R(s) = \sum_{i=1}^n R_i(s)e^{-h_i s}$ in (4) as $\bar{R}(s) := e^{-h_n s} R(-s)M_C(s)$ where M_C is inner, finite dimensional whose poles are the poles of R . If the time delay system R has finitely many C_+ zeros it is called an *F-system*. It is clear that R is an *F-system* if it satisfies Lemma 2.1. If the time delay system \bar{R} has finitely many C_+ zeros then R is said to be an *I-system*.

COROLLARY 2.2 (*Gumussoy et al. (July 2006)*) *The plant $P = \frac{R}{T}$ in (4) satisfies A.3 – A.4 if one of the following conditions hold: (i) R is *I-system* and T is *F-system*, or (ii) R and T are *F-systems* with $h_1 > \tau_1$.*

In Gumussoy et al. (July 2006), it is shown that the plant factorization (4) can be done as (2) when

(i) R is an *I-system* and T is an *F-system*,

$$\begin{aligned} m_n &= e^{-(h_1 - \tau_1)s} M_{\bar{R}} \frac{(e^{h_1 s} R)}{\bar{R}}, \\ m_d &= M_T, \\ N_o &= \frac{\bar{R}}{M_{\bar{R}}} \frac{M_T}{(e^{\tau_1 s} T)}, \end{aligned} \quad (5)$$

(ii) R and T are *F-systems* with $h_1 > \tau_1$,

$$\begin{aligned} m_n &= e^{-(h_1 - \tau_1)s} M_R, \\ m_d &= M_T, \\ N_o &= \frac{R}{M_R} \frac{M_T}{(e^{\tau_1 s} T)} \end{aligned} \quad (6)$$

where M_R and $M_{\bar{R}}$ are inner functions whose zeros are the C_+ zeros of R and \bar{R} respectively. When R is an *I-system*, conjugate of R has finitely many unstable zeros, so $M_{\bar{R}}$ is well-defined. Similarly, zeros of M_T are unstable zeros of T . Note that m_n and m_d are inner functions, infinite and finite dimensional respectively. The function N_o is outer. By (6), one can see that the condition $h_1 > \tau_1$ is necessary for m_n to be a causal and infinite dimensional system. For further details, see Gumussoy et al. (July 2006).

3 Structure of \mathcal{H}^∞ Controllers

Assume that the problem data in (3) satisfies that W_1 is non-constant function and $(W_2N_o), (W_2N_o)^{-1} \in \mathcal{H}^\infty$, then the optimal \mathcal{H}^∞ controller can be written as, Toker *et al.* (1995),

$$C_{opt} = E_{\gamma_{opt}} m_d \frac{N_o^{-1} F_{\gamma_{opt}} L}{1 + m_n F_{\gamma_{opt}} L} \quad (7)$$

where $E_\gamma = \left(\frac{W_1(-s)W_1(s)}{\gamma^2} - 1 \right)$, and for the definition of the other terms, let the right half plane zeros of E_γ be $\beta_i, i = 1, \dots, n_1$, the right half plane poles of P be $\alpha_i, i = 1, \dots, \ell$ and that of $W_1(-s)$ be η_i for $i = 1, \dots, n_1$. Then, $F_\gamma(s) = G_\gamma(s) \prod_{i=1}^{n_1} \frac{s-\eta_i}{s+\eta_i}$ where

$$G_\gamma(s)G_\gamma(-s) = \left(1 - \left(\frac{W_2(-s)W_2(s)}{\gamma^2} - 1 \right) E_\gamma \right)^{-1} \quad (8)$$

and $G_\gamma \in \mathcal{H}^\infty$ is outer function. The rational function $L = \frac{L_2}{L_1}$, L_1 and L_2 are polynomials with degrees less than or equal to $(n_1 + \ell - 1)$ and they are determined by the following interpolation conditions,

$$\begin{aligned} 0 &= L_1(\beta_i) + m_n(\beta_i)F_\gamma(\beta_i)L_2(\beta_i), \\ 0 &= L_1(\alpha_k) + m_n(\alpha_k)F_\gamma(\alpha_k)L_2(\alpha_k), \\ 0 &= L_2(-\beta_i) + m_n(\beta_i)F_\gamma(\beta_i)L_1(-\beta_i), \\ 0 &= L_2(-\alpha_k) + m_n(\alpha_k)F_\gamma(\alpha_k)L_1(-\alpha_k) \end{aligned} \quad (9)$$

for $i = 1, \dots, n_1$ and $k = 1, \dots, \ell$. The optimal performance level, γ_{opt} , is the largest γ value such that spectral factorization (8) exists and interpolation conditions (9) are satisfied.

Similarly, all suboptimal controllers achieving the performance level $\rho > \gamma_{opt}$ can be written as, Toker *et al.* (1995),

$$C_{subopt} = E_\rho m_d \frac{N_o^{-1} F_\rho L_U}{1 + m_n F_\rho L_U} \quad (10)$$

where $\rho > \gamma_{opt}$ and $L_U(s) = \frac{L_2(s)+L_1(-s)U(s)}{L_1(s)+L_2(-s)U(s)}$ with $U \in \mathcal{H}^\infty, \|U\|_\infty \leq 1$. The polynomials, L_1 and L_2 , have degrees less than or equal to $n_1 + \ell$. Same interpolation conditions (9) are valid with ρ replacing γ . Moreover, there are two additional conditions on L_1 and L_2 :

$$\begin{aligned} 0 &= L_2(-a) + (E_\rho(a) + 1)F_\rho(a)m_n(a)L_1(-a) \\ 0 &\neq L_1(-a) \end{aligned}$$

where $a \in \mathbb{R}_+$ is arbitrary.

Note that the C_+ zeros of $E_{\gamma_{opt}}$ and m_d are always cancelled by the denominator in (7). Therefore, C_{opt} is stable if and only if the denominator in (7) has no zeros in C_+ except the zeros of $E_{\gamma_{opt}}$ and m_d in C_+ (multiplicities considered). Same conclusion is valid for the suboptimal case.

LEMMA 3.1 *Let the plant (4) satisfy A.1-A.4. The optimal controller for the mixed sensitivity problem (3), and respectively a suboptimal controller with finite dimensional U , have infinitely many poles in C_+ if and only if the following inequalities hold respectively,*

$$\begin{aligned} \lim_{\omega \rightarrow \infty} |F_{\gamma_{opt}}(j\omega)L_{opt}(j\omega)| &\geq 1 \\ \lim_{\omega \rightarrow \infty} |F_\rho(j\omega)L_U(j\omega)| &\geq 1. \end{aligned} \quad (11)$$

Proof The optimal (respectively suboptimal) controller has infinitely many poles in C_+ if and only if the equations

$$\begin{aligned} 1 + m_n(s)F_{\gamma_{opt}}(s)L_{opt}(s) &= 0 \quad \text{respectively,} \\ 1 + m_n(s)F_{\rho}(s)L_U(s) &= 0. \end{aligned} \tag{12}$$

have infinitely many roots in C_+ . Assume that the Nyquist contour in right-half plane is chosen such that the C_+ zeros of $E_{\gamma_{opt}}$ (resp. E_{ρ}) and m_d are excluded. The unstable poles of the term (12) are the unstable poles of L_{opt} (resp. L_U) which are finitely many (note that L_2 , L_1 and U are finite dimensional). Using Nyquist theorem, we can conclude that the term (12) has infinitely many zeros in C_+ if and only if Nyquist plot of $m_n F_{\gamma_{opt}} L_{opt}$ (resp. $m_n F_{\rho} L_U$) encircles -1 infinitely many times. This is equivalent to the following conditions:

$$\begin{aligned} \lim_{\omega \rightarrow \infty} |F_{\gamma_{opt}}(j\omega)L_{opt}(j\omega)| &\geq 1 \quad \text{respectively,} \\ \lim_{\omega \rightarrow \infty} |F_{\rho}(j\omega)L_U(j\omega)| &\geq 1 \end{aligned}$$

and m_n encircles the origin infinitely many times. When R is an I -system and T is an F -system, m_n has infinitely many zeros in C_+ and no poles in C_+ , so it encircles the origin infinitely many times. On the other hand, when R and T are F -systems with $h_1 > \tau_1$, we have $m_n = e^{-(h_1 - \tau_1)s} M_R$ (where M_R is finite dimensional), so m_n encircles the origin infinitely times due to the delay term. Therefore, the inequalities are necessary and sufficient conditions for controller to have infinitely many unstable poles. \square

The following result gives a necessary and sufficient condition for a suboptimal controller to have finitely many unstable poles.

COROLLARY 3.2 *Let the plant (4) satisfy A.1-A.4. Assume that the optimal controller of mixed sensitivity problem (3) has infinitely many unstable poles. When U is finite dimensional, the suboptimal controller has finitely many unstable poles if and only if*

$$\lim_{\omega \rightarrow \infty} |F_{\rho}(j\omega)L_U(j\omega)| < 1 \tag{13}$$

When the optimal controller has infinitely many unstable poles, a stable suboptimal controller may be found by proper selection of the free parameter U . In Section 4, this case is considered.

When $F_{\gamma_{opt}}$ is strictly proper, then the optimal and suboptimal controllers always have finitely many unstable poles. Existence condition for strictly proper $F_{\gamma_{opt}}$ and stable suboptimal \mathcal{H}^{∞} controller design for this case is given in Section 5.

4 Stable Suboptimal \mathcal{H}^{∞} Controller Design when the Optimal Controller has Infinitely Many Poles in C_+

Corollary 3.2 gives a condition on the problem data so that the suboptimal \mathcal{H}^{∞} controller (which is uniquely determined by U) has finitely many poles in C_+ . This condition will be used to determine a parameter range of U . Assume that $U(s)$ is finite dimensional and bi-proper, and define

$$\begin{aligned} f_{\infty} &:= \lim_{\omega \rightarrow \infty} |F_{\rho}(j\omega)| > 0, \\ u_{\infty} &:= \lim_{\omega \rightarrow \infty} U(j\omega) \quad \text{and} \quad u_{\infty} \in [-1, 1], \\ k &:= \lim_{\omega \rightarrow \infty} \frac{L_2(j\omega)}{L_1(j\omega)}. \end{aligned}$$

LEMMA 4.1 Consider the set of suboptimal controllers for the plant (4) with a given \mathcal{H}^∞ performance level $\rho > \gamma_{opt}$. This set contains an element with finitely many poles in C_+ if and only if one of the following conditions is satisfied: (i) $|k| < 1$, or (ii) $|k| \geq 1$ and $f_\infty < 1$. The corresponding intervals for u_∞ resulting a suboptimal controller with finitely many C_+ poles are

- (i) $(-1)^{n_1+\ell} u_\infty \in [-1, 1] \cap \left(-\frac{1+f_\infty k}{f_\infty+k}, \frac{1-f_\infty k}{|f_\infty-k|}\right)$, when $|k| < 1$,
- (ii) $(-1)^{n_1+\ell} u_\infty \in \left[-1, -\frac{1+f_\infty k}{f_\infty+k}\right) \cup \left(\frac{1-f_\infty k}{|f_\infty-k|}, 1\right]$ when $|k| > 1$ and $f_\infty < 1$ and $u_\infty \in [-1, 1]$ when $|k| = 1$ and $f_\infty < 1$,

where n_1 is the dimension of the sensitivity weight W_1 and ℓ is the number of C_+ poles of the plant (2).

Proof Using Lemma 3.1, there exists suboptimal controller with finitely many unstable poles if and only if the following inequality is satisfied,

$$-\frac{1}{f_\infty} < \frac{k + \tilde{u}_\infty}{1 + k\tilde{u}_\infty} < \frac{1}{f_\infty},$$

where $\tilde{u}_\infty = (-1)^{n_1+\ell} u_\infty$ and $\tilde{u}_\infty \in [-1, 1]$. After algebraic manipulations, one can see that the admissible \tilde{u}_∞ intervals are

- (a) $\tilde{u}_\infty \in \left(-\frac{1+f_\infty k}{f_\infty+k}, \frac{1-f_\infty k}{|f_\infty-k|}\right)$ when $f_\infty \geq 1$ and $|k| < 1$,
- (b) $\tilde{u}_\infty \in [-1, 1]$ when $f_\infty < 1$ and $|k| < 1$,
- (c) $\tilde{u}_\infty \in \left[-1, -\frac{1+f_\infty k}{f_\infty+k}\right) \cup \left(\frac{1-f_\infty k}{|f_\infty-k|}, 1\right]$ when $|k| > 1$ and $f_\infty < 1$,
- (d) $\tilde{u}_\infty \in [-1, 1]$ when $|k| = 1$ and $f_\infty < 1$.

The intervals for admissible u_∞ in (i) and (ii) are the results of (a-b) and (c-d) respectively. This result is a generalized version of a similar result we presented in Gumussoy *et al.* (2004). \square

Note that u_∞ is a design parameter and a valid range to have a stable \mathcal{H}^∞ controller can be calculated by f_∞ and k .

THEOREM 4.2 Let the plant (4) satisfy A.1-A.4. Assume that the optimal and the central suboptimal (for $\rho > \gamma_{opt}$) controllers determined from the mixed sensitivity problem have infinitely many unstable poles. If there exists $U \in \mathcal{H}^\infty$, $\|U\|_\infty < 1$ such that L_{1U} has no C_+ zeros and

$$|L_U(j\omega)F_\rho(j\omega)| < 1, \quad \forall \omega \in [0, \infty), \tag{14}$$

then the suboptimal controller is stable.

Proof Assume that there exists U satisfying the conditions of the theorem. By maximum modulus theorem,

$$|1 + m_n(s_o)F_\rho(s_o)L_U(s_o)| > 1 - |F_\rho(j\omega)L_U(j\omega)| > 0,$$

therefore, there is no unstable zero, $s_o = \sigma + j\omega$ with $\sigma > 0$. The suboptimal controller has no unstable poles. \square

Note that Theorem 4.2 is a conservative result and the level of conservatism can be analyzed case by case with examples. Although the inequality (14) is not satisfied, the term $(1 + m_n F_\rho L_U)^{-1}$ can be stable. It is difficult to characterize all U which makes $(1 + m_n F_\rho L_U)^{-1}$ stable. Therefore, the following algorithm tries to find stable controllers even if the inequality is not satisfied by choosing suitable ω_{max} and η_{max} .

The theorem does not give a systematic method for calculating U which results in a stable \mathcal{H}^∞ controller. In order to address this issue, at least partially, we will consider the use of first order bi-proper U . Define

$$\omega_{max} = \max\{\omega : |L_U(j\omega)F_\rho(j\omega)| = 1\},$$

$$\eta_{max} = \max_{\omega \in [0, \infty)} |L_U(j\omega)F_\rho(j\omega)|.$$

Clearly, the choice of U should be such that ω_{max} and η_{max} are as small as possible. The design method given below searches for a suitable first order U .

Algorithm

Define $U(s) = u_\infty \left(\frac{u_z + s}{u_p + s} \right)$ such that $u_\infty, u_p, u_z \in \mathbb{R}$, $|u_\infty| \leq 1$, $u_p > 0$ and $u_p \geq |u_\infty u_z|$,

- 1) Fix $\rho > \gamma_{opt}$,
- 2) Calculate f_∞ and k ,
- 3) Calculate admissible values of u_∞ by using Lemma 4.1, if no admissible value exists, increase ρ and go back to step 2,
- 4) Search admissible values for (u_∞, u_p, u_z) such that $L_{1U}(s)$ is stable, if no admissible value exists, increase ρ and go back to step 2,
- 5) Find the triplet, $(u_\infty^o, u_z^o, u_p^o)$ minimizing ω_{max} and η_{max} for all admissible (u_∞, u_p, u_z) .
- 6) Take a Nyquist contour including the region $\mathcal{D} = \{s \in C_+ : |m_n(s)F_\rho(s)L_U(s)| > 1\}$ (excluding the singularities on imaginary axis). Obtain Nyquist plot of $m_n F_\rho L_U$. If the number of encirclement of -1 is equal to unstable zeros of E_ρ and m_d (except the zeros on imaginary axis), the \mathcal{H}^∞ controller is stable for $U(s) = u_\infty^o \left(\frac{s+u_z^o}{s+u_p^o} \right)$. Otherwise, increase ρ and go back to step 2.

When the central suboptimal controller has infinitely many C_+ poles, it is not possible to obtain a stable suboptimal controller by using a strictly proper or inner U . Once we find U from the above algorithm, the resulting suboptimal stable \mathcal{H}^∞ controller can be represented as cascade and feedback connections containing finite impulse response filter that does not have unstable pole-zero cancellations in the controller, as explained in Gumussoy *et al.* (July 2006). This rearrangement eliminates unstable pole-zero cancellations in the controller and makes the a practical implementation of the controller feasible.

5 Stable Suboptimal \mathcal{H}^∞ Controller Design when the Optimal Controller has Finitely Many Poles in C_+

In this section, we will give a condition for \mathcal{H}^∞ controllers to have finitely many unstable poles. A sufficient condition for the existence of stable suboptimal \mathcal{H}^∞ controllers is given, and a design method is proposed.

The optimal and suboptimal controllers have infinitely many unstable poles if and only if the inequalities (11) are satisfied. On the other hand, the \mathcal{H}^∞ controllers have always finitely many unstable poles regardless of problem data if $F_{\gamma_{opt}}$ and F_ρ are strictly proper. The following Lemma gives a necessary and sufficient condition when $F_{\gamma_{opt}}$ and F_ρ are strictly proper.

LEMMA 5.1 *The \mathcal{H}^∞ controller has finitely many unstable poles if the plant is strictly proper and W_1 is proper (in the sensitivity minimization problem) and, W_1 is proper and W_2 is improper (in the mixed sensitivity minimization problem).*

Proof Transfer function $F(s)$ can be written as ratio of two polynomials, N_F and D_F , with degrees m and n respectively. We can define relative degree function, ϕ , as

$$\phi(F(s)) = \phi \left(\frac{N_F(s)}{D_F(s)} \right) = n - m.$$

Note that $\phi(F_1(s)F_2(s)) = \phi(F_1(s)) + \phi(F_2(s))$ and $\phi(F(s)F(-s)) = 2\phi(F(s))$.

The optimal controller has finitely many unstable poles if $F_{\gamma_{opt}}$ is strictly proper, i.e. $\phi(F_{\gamma_{opt}}(s)) > 0$. To show this, we can write by using definition of $F_{\gamma_{opt}}$ and (8),

$$\phi(F_{\gamma_{opt}}(s)) = \phi(G_{\gamma_{opt}}(s)),$$

$$\begin{aligned}
 &= \frac{1}{2} \phi((W_1(s)W_1(-s) + W_2(s)W_2(-s) - \gamma_{opt}^{-2}W_1(s)W_1(-s)W_2(s)W_2(-s))^{-1}), \\
 &= -\frac{1}{2} \phi((W_1(s)W_1(-s) + W_2(s)W_2(-s) - \gamma_{opt}^{-2}W_1(s)W_1(-s)W_2(s)W_2(-s))), \\
 &= -\frac{1}{2} \min \{\phi(W_1(s)W_1(-s)), \phi(W_2(s)W_2(-s)), \phi(W_1(s)W_1(-s)W_2(s)W_2(-s))\}, \\
 &= -\min \{\phi(W_1(s)), \phi(W_2(s)), \phi(W_1(s)) + \phi(W_2(s))\}.
 \end{aligned}$$

Strictly properness of $F_{\gamma_{opt}}$ implies,

$$\min \{\phi(W_1(s)), \phi(W_2(s)), \phi(W_1(s)) + \phi(W_2(s))\} < 0. \tag{15}$$

We know that $\phi(W_1(s)) \geq 0$ and $\phi(W_2(s)) \leq 0$, Foias *et al.* (1996). Therefore, the inequality (15) is satisfied if and only if $\phi(W_1(s)) \geq 0$ and $\phi(W_2(s)) < 0$ are valid which means that $W_1(s)$ is proper and $W_2(s)$ is improper. Since we have $(W_2N_o)^{-1} \in \mathcal{RH}^\infty$ Foias *et al.* (1996), we can conclude that the plant is strictly proper. Same proof is valid for the suboptimal case. \square

We know that the suboptimal \mathcal{H}^∞ controllers are written as (10). It is possible to rewrite the suboptimal controllers as,

$$C_{subopt}(s) = \frac{\left(\frac{N_o^{-1}(s)F_\rho(s)}{dE_\rho(s) dm_d(s)}\right) (L_2(s) + L_1(-s)m_n(s)F_\rho(s))}{P_1(s) + P_2(s)U(s)}$$

where

$$\begin{aligned}
 P_1(s) &= \frac{L_1(s) + L_2(s)m_n(s)F_\rho(s)}{nE_\rho(s) nm_d(s)}, \\
 P_2(s) &= \frac{L_2(-s) + L_1(-s)m_n(s)F_\rho(s)}{nE_\rho(s) nm_d(s)},
 \end{aligned} \tag{16}$$

and nE_ρ , dE_ρ and nm_d , dm_d are minimal order coprime numerator and denominator polynomials of $E_\rho = \frac{nE_\rho}{dE_\rho}$ and $m_d = \frac{nm_d}{dm_d}$.

The unstable poles of C_{subopt} are the C_+ zeros of $P_1 + P_2U$. If there exists a $U \in \mathcal{RH}^\infty$ with $\|U\|_\infty < 1$, such that $P_1 + P_2U$ has no unstable zeros, then the corresponding suboptimal controller is stable.

Assume that F_ρ is strictly proper which implies P_1 and P_2 has finitely many unstable zeros. The suboptimal controller is stable if and only if $S_U := (1 + \tilde{P}U)^{-1}$ is stable where $\tilde{P} = \frac{P_2}{P_1}$. Note that since P_1 and P_2 has finitely many unstable zeros, we can write \tilde{P} as,

$$\tilde{P} = \frac{\tilde{M}}{\tilde{M}_d} \tilde{N}_o$$

where \tilde{M} and \tilde{M}_d are inner, finite dimensional and \tilde{N}_o is outer and infinite dimensional. Finding stable S_U with $U \in \mathcal{H}^\infty$ is considered as sensitivity minimization problem with stable controller, Ganesh *et al.* (1986). However, U has a norm restriction as $\|U\|_\infty \leq 1$ in our problem. Note that U can be written as,

$$U(s) = \left(\frac{1 - S_U(s)}{S_U(s)}\right) \begin{pmatrix} P_1(s) \\ P_2(s) \end{pmatrix}.$$

Define μ_{opt} as,

$$\mu_{opt} = \inf_{U \in \mathcal{H}^\infty} \|S_U\|_\infty = \inf_{U \in \mathcal{H}^\infty} \|(1 + \tilde{P}U)^{-1}\|_\infty.$$

If we fix μ as $\mu > \mu_{opt}$, then there exists a free parameter Q with $\|Q\|_\infty \leq 1$ which parameterizes all functions stabilizing S_U and achieving performance level μ . The notation for the sensitivity function achieving performance level μ is $S_{U,\mu}(Q)$.

LEMMA 5.2 *Assume that the weights in mixed sensitivity minimization problem (3), W_1 and W_2 , are proper and improper respectively and $\mu_o > \mu_{opt}$. If there exists Q_o with $\|Q_o\|_\infty \leq 1$ satisfying*

$$\left| \left(\frac{1 - S_{U,\mu_o}(Q_o(j\omega))}{S_{U,\mu_o}(Q_o(j\omega))} \right) \left(\frac{P_1(j\omega)}{P_2(j\omega)} \right) \right| \leq 1, \quad (17)$$

then the suboptimal \mathcal{H}^∞ controller, C_{subopt} , is stable and achieves the performance level ρ by selecting the parameter U as,

$$U(s) = \left(\frac{1 - S_{U,\mu_o}(Q_o(s))}{S_{U,\mu_o}(Q_o(s))} \right) \left(\frac{P_1(s)}{P_2(s)} \right) \quad (18)$$

Proof The result of Lemma is immediate. Since Q_o satisfies the norm condition of U and makes $S_{U,\mu}(Q_o)$ stable, the suboptimal controller has no right half plane poles by selection of U as shown in theorem. \square

There is no need to search for μ_{opt} , since U has always an essential singularity at infinity for the optimal case, see Ganesh *et al.* (1986). By a numerical search, we can find Q_o satisfying the norm condition for U . Instead of finding U resulting in a suboptimal stable controller, the problem is transformed into finding Q_o satisfying the norm condition. First problem needs to check whether a quasi-polynomial has unstable zeros. By Lemma 5.2, this problem is reduced into stable function search with infinity norm less than 1 and a norm condition for U . Conservatively, the search algorithm for Q_o can be done for first order bi-proper functions such that $Q_o(s) = u_\infty \left(\frac{s+z_u}{s+p_u} \right)$ where $p_u > 0$, $z_u \in \mathbf{R}$, and $|u_\infty| \leq \max \{1, \frac{p_u}{|z_u|}\}$. The algorithm for this approach is explained below.

Algorithm

Assume that the optimal and central suboptimal controllers have finitely many unstable poles. We can design a stable suboptimal \mathcal{H}^∞ controller by the following algorithm:

- 1) Fix $\rho > \gamma_{opt}$,
- 2) Obtain P_1 and P_2 . If P_1 has no unstable zero, then suboptimal controller is stable for $U = 0$. If not, go to step 3.
- 3) Define the right half plane zeros of P_1 and P_2 as $\{p_i\}_{i=1}^{n_p}$ and $\{s_i\}_{i=1}^{n_s}$ respectively. Define $\tilde{M}_d(s)$ and $\tilde{M}(s)$ as

$$\tilde{M}_d(s) = \prod_{i=1}^{n_p} \frac{s - p_i}{s + p_i}, \quad \tilde{M}(s) = \prod_{i=1}^{n_s} \frac{s - s_i}{s + s_i} \quad (19)$$

and calculate

$$w_i = \left(\tilde{M}_d(s_i) \right)^{-1}, \quad z_i = \frac{s_i - a}{s_i + a}, \quad i = 1, \dots, n_s \quad \text{where } a > 0. \quad (20)$$

- 4) Search for minimum μ which makes the Pick matrix positive semi-definite,

$$Q_{P(i,k)}^\mu = \frac{\ln\left(\frac{\mu^2}{w_i w_k}\right) + j2\pi(n_k - n_i)}{1 - z_i \bar{z}_k} \quad (21)$$

where $Q \in \mathbb{C}^{n_s \times n_s}$ and $n_{[\cdot]}$ is integer. Note that most of the integers will not result in positive semi-definite Pick matrix. Therefore, for each integer set, we can find the smallest μ and μ_{opt} will be the minimum of these values. For details, see Ganesh *et al.* (1986).

- 5) Fix μ such that $\mu > \mu_{opt}$. For all possible integer set, obtain $g(z) \in \mathcal{H}^\infty$ with interpolation conditions,

$$g(z_i) = -\ln \frac{w_i}{\mu} - j2\pi n_i. \tag{22}$$

Note that since $g(z)$ has a free parameter $q(z)$ with $\|q\|_\infty \leq 1$, we can write the function as $g_q(z)$. Then, search for parameters (u_∞, z_u, p_u) satisfying

$$\max_{\omega \in [0, \infty)} \left| \frac{(1 - S_{U,\mu}(j\omega))}{\frac{S_{U,\mu}(j\omega)P_2(j\omega)}{P_1(j\omega)}} \right| \leq 1, \tag{23}$$

where

$$\begin{aligned} S_{U,\mu}(s) &= \mu \tilde{M}_d(s) e^{-G_Q(s)}, \\ G_Q(s) &= g_q \left(\frac{s-a}{s+a} \right) \end{aligned} \tag{24}$$

and $Q(s) = u_\infty \left(\frac{s+z_u}{s+p_u} \right)$ as defined before. If one of the parameter set satisfies the inequality, then $Q_o = u_{\infty,o} \left(\frac{s+z_{u,o}}{s+p_{u,o}} \right)$ and corresponding U results in a stable suboptimal \mathcal{H}^∞ controller, stop. If no parameter set satisfies the inequality, repeat the procedure for sufficiently high μ , until a pre-specified maximum is reached, go next step.

- 6) Increase ρ , go to step 2, if a maximum pre-specified ρ is reached, stop. This method fails to provide a stable \mathcal{H}^∞ controller.

An illustrative example is presented in Section 6.2.

6 Examples

Two examples will be given in this section. In the first example, the optimal and central suboptimal controllers have infinitely many unstable poles. By using the design method in Section 4, we show that there exists a stable suboptimal controller even the magnitude condition in (14) is violated for low frequencies. In other words, the example illustrates that the conditions in Theorem 4.2 are only sufficient.

The second example explains the design method for suboptimal stable \mathcal{H}^∞ controller when central controller has finitely many unstable poles. The algorithm is applied step by step as given in Section 5.

6.1 Example with Infinitely Many Unstable Poles

Let the weight functions in mixed sensitivity problem (3) be $W_1(s) = \frac{1+0.1s}{0.4+s}$ and $W_2 = 0.5$, and consider the plant

$$P(s) = \frac{r_p(s)}{t_p(s)} = \frac{\sum_{i=1}^2 r_{p,i}(s) e^{-h_i s}}{\sum_{i=1}^3 t_{p,i}(s) e^{-\tau_i s}} = \frac{(s+3) + 2(s-1)e^{-0.4s}}{s^2 + se^{-0.2s} + 5e^{-0.5s}}. \tag{25}$$

The denominator of the plant, $t_p(s)$ has finitely many C_+ zeros at $0.4672 \pm 1.8890j$, whereas $r_p(s)$ has infinitely many C_+ zeros converging to $1.7329 \pm j(5k + 2.5)\pi$ as $k \rightarrow \infty$, $k \in \mathbb{Z}_+$. The plant satisfies

assumptions A.1-A.2. We can rewrite the plant P in the form (4) where $n = 2$, $m = 3$,

$$R_i(s) = \frac{r_{p,i}(s)}{(s+1)^2}, \quad \text{and} \quad T_j(s) = \frac{t_{p,j}(s)}{(s+1)^2}.$$

One can see that R is an I -system whose conjugate $\bar{R} = -\frac{2(s+1)+(s-3)e^{-0.4s}}{(s+1)^2}$ has only one C_+ zero, 0.247 and T is an F -system with two C_+ zeros, $0.465 \pm 1.890j$. Therefore, assumptions A.3-A.4 are satisfied by Corollary 2.2 and the plant P can be factorized as (2) using (5)

$$\begin{aligned} m_n &= M_{\bar{R}} \frac{R}{\bar{R}} = \left(\frac{s - 0.247}{s + 0.247} \right) \frac{\left(\frac{(s+3)+2(s-1)e^{-0.4s}}{(s+1)^2} \right)}{\left(\frac{2(s+1)+(s-3)e^{-0.4s}}{(s+1)^2} \right)}, \\ m_d &= M_T = \left(\frac{s^2 - 0.93s + 3.79}{s^2 + 0.93s + 3.79} \right), \\ N_o &= \frac{\bar{R}}{M_{\bar{R}}} \frac{M_T}{T} \end{aligned} \quad (26)$$

where $T = \left(\frac{s^2 + se^{-0.2s} + 5e^{-0.5s}}{(s+1)^2} \right)$, N_o is outer, m_n , m_d are inner functions, infinite and finite dimensional respectively. For details, see Gumussoy *et al.* (July 2006).

From Foias *et al.* (1996), the optimal performance level is $\gamma_{opt} = 0.57$. The optimal controller has infinitely many C_+ poles converging to $s = 0.99 \pm j(5k + 2.5)\pi$ as $k \rightarrow \infty$, $k \in \mathbb{Z}_+$. If central suboptimal controller (i.e., $U = 0$) is calculated for $\rho = 0.67$, it has infinitely many C_+ poles converging to $s = 0.37 \pm j(5k + 2.5)\pi$ as $k \rightarrow \infty$, $k \in \mathbb{Z}_+$. The suboptimal controllers can be written as (10) where

$$\begin{aligned} E_\rho &= \frac{0.93 + 0.44s^2}{0.45(0.16 - s^2)}, \\ F_\rho &= 0.67 \left(\frac{0.4 - s}{0.70 + 0.50s} \right), \\ L_2 &= 0.79s^3 + 2.51s^2 + 2.84s + 3.43, \\ L_1 &= s^3 + 1.49s^2 + 1.86s + 0.65. \end{aligned}$$

We will use the design method of Section 4 to find a stable suboptimal controller by search for U such that $\|U\|_\infty \leq 1$. For simplicity, the algorithm is tried for the case, $U(s) = u_\infty$.

- 1) Fix $\rho = 0.67 > \gamma_{opt} = 0.57$,
- 2) $k = 0.79$ and $f_\infty = 1.33$ are calculated.
- 3) $n_1 = 1$, $\ell = 2$, $n_1 + \ell$ is odd and $|k| < 1$. By using Lemma 4.1, the admissible interval for u_∞ is $(0.095, 0.96)$.
- 4) $L_{1U}(s)$ is stable for $u_\infty \in (-0.19, 0.46)$.
- 5) Overall admissible values for U are $u_\infty \in (0.095, 0.46)$. The values of ω_{max} and η_{max} for all admissible u_∞ range can be seen in Figure 1. One can minimize both ω_{max} and η_{max} by finding the intersection of two curves, i.e.

$$u_\infty^o = \arg \min_{u_\infty} \max\{\omega_{max}, \eta_{max}\} = 0.35.$$

- 6) One can see that Nyquist plot in clockwise direction of $m_n F_\rho L_U$ encircles -1 twice in clockwise direction. Note that the unstable zeros of $E_\rho(s)$ and m_d are $\pm 1.45j$, $0.47 \pm 1.89j$, respectively. Since the zeros on the imaginary axis are excluded from Nyquist plot, there are no unstable zeros of $1 + m_n F_\rho L_U$.

Therefore, we can conclude that suboptimal controller is stable for $U(s) = 0.35$ and achieves the \mathcal{H}^∞ norm $\rho = 0.67$. For practical implementation, the suboptimal controller found can be represented as cascade and feedback connections containing finite impulse response filter that does not have unstable pole-zero cancellations in the controller, as explained in Gumussoy *et al.* (July 2006).

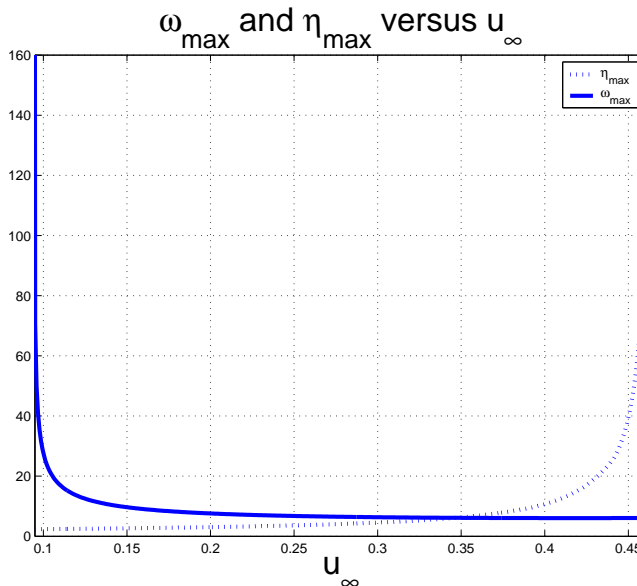


Figure 1. w_{max} and η_{max} versus u_∞

6.2 Example with Finitely Many Unstable Poles

For the plant (25) and weights $W_1(s) = \left(\frac{1+0.1s}{0.4+s}\right)$ and $W_2(s) = (0.01s + 0.5)$, we find the optimal performance level as $\gamma_{opt} = 0.59$. The corresponding optimal \mathcal{H}^∞ controller can be written as (7) which has unstable poles at $0.67 \pm 14.09j$, $0.11 \pm 28.33j$. Note that all suboptimal \mathcal{H}^∞ controllers for finite dimensional U will have finitely many unstable poles by Corollary 3.2. Therefore we can apply the algorithm in Section 5.

- 1) Fix $\rho = 0.60 > \gamma_{opt} = 0.59$,
- 2) The suboptimal controllers can be written as in (10) where m_n is given in (26) and

$$E_\rho = \frac{0.94 + 0.35s^2}{0.36(0.16 - s^2)},$$

$$F_\rho = \frac{0.36(0.4 - s)}{0.0059s^2 + 0.31s + 0.35},$$

$$L_2 = 0.98s^3 + 2.45s^2 + 1.91s + 2.10,$$

$$L_1 = s^3 + 1.64s^2 + 0.45s + 1.61,$$

and U is a free parameter such that $U \in \mathcal{H}^\infty$, $\|U\|_\infty \leq 1$. We can obtain P_1 and P_2 from (16). Note that P_1 has C_+ zeros at $p_{1,2} = 0.64 \pm 14.064j$, $p_{3,4} = 0.081 \pm 28.314j$ and P_2 has C_+ zeros at $s_{1,2} = 0.29 \pm 28.31j$, $s_{3,4} = 0.90 \pm 14.035j$ and $s_5 = 2.43$. Therefore, the central controller (when $U = 0$) for the chosen performance level, $\rho = 0.6$, is unstable.

- 3) Note that C_+ zeros of P_1 and P_2 are defined in previous step. Then, \tilde{M}_d and \tilde{M} can be defined as (19) where $n_s = 4$ and $n_p = 5$. By (20), w_i and z_i can be calculated where conformal mapping parameter, a , is chosen as 1.

- 4) For all possible integers sets, the minimum μ resulting in positive semi-definite Pick matrix (21), is $\mu_{opt} = 6.15$ in which all integers are equal to 0.
- 5) Fix $\mu = 100$. The interpolation conditions for $g(z)$ can be written as in (22) where all integers, n_i , are zero. By the Nevanlinna-Pick interpolation, (see e.g. Foias *et al.* (1996); Zeren *et al.* (1998)), $g_q(z)$ is obtained. By transformation, $G_Q(s)$ can be calculated where $Q(s)$ is a parameterization term such that $Q \in \mathcal{H}^\infty$ and $\|Q\|_\infty \leq 1$. We will search for Q satisfying the inequality (23) in the form of $Q(s) = u_\infty$ with $|u_\infty| \leq 1$. Note that we choose $z_u = p_u = 0$ and all functions in (24) and P_1, P_2 are defined before. The search shows that (23) is satisfied for $u_\infty \in [0.23, 0.33]$. The magnitude of $U(j\omega)$ is shown for $u_\infty = 0.3$ in Figure 2. Note that $\|U\|_\infty \leq 1$. As a result, stable \mathcal{H}^∞ controller achieves the performance level, $\rho = 0.6$. By a numerical search, we can find many u_∞ values for different μ resulting in stable \mathcal{H}^∞ controller at $\rho = 0.6$ provided that U satisfies the norm condition for chosen $Q = u_\infty$. The various u_∞ values resulting stable \mathcal{H}^∞ controller can be seen in Figure 3. We observe that as μ is increased, the range of u_∞ stabilizing the controller decreases.

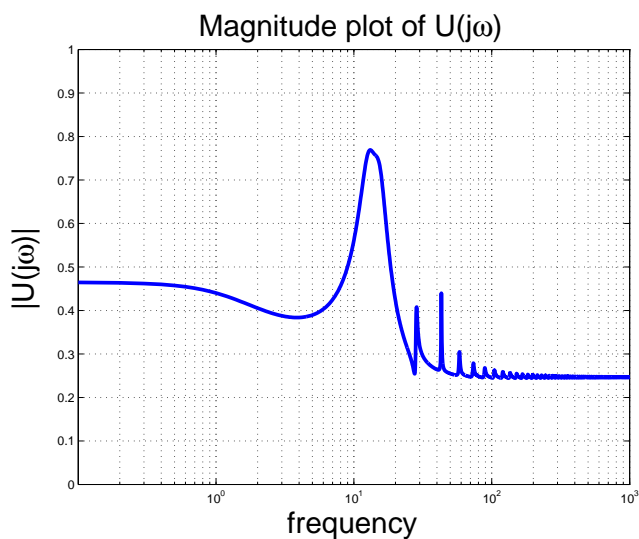


Figure 2. $|U(j\omega)|$ for $\mu = 100$ and $u_\infty = 0.3$

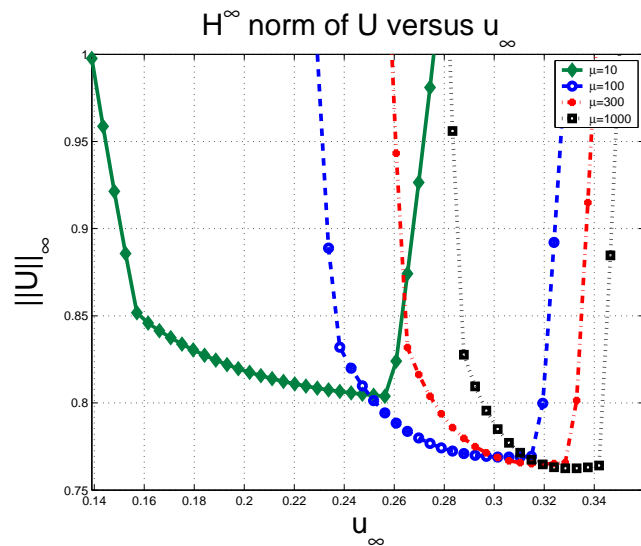


Figure 3. Feasible values of u_∞

7 Conclusions

In this paper, stability of \mathcal{H}^∞ controllers are investigated for general time-delay systems. Conditions on the problem data (plant and the weights) are derived that make the optimal and central suboptimal controllers unstable, with finitely or infinitely many C_+ poles. A search method is proposed for finding stable suboptimal controllers by properly selecting the free design parameter U appearing in the parameterization of all suboptimal \mathcal{H}^∞ controllers for the class of time delay systems considered. When the optimal and central suboptimal controllers have finitely many C_+ poles the search algorithm uses the Nevanlinna-Pick interpolation to derive feasible parameters of the first order U . When the optimal and central suboptimal controllers have infinitely many poles in C_+ , the search algorithm uses a Nyquist argument at each step.

References

- J.L. Abedor and K. Poolla, "On the strong stabilization of delay system", *Proc. IEEE Conf. on Decision and Control*, pp.2317–2318, 1989.
- A.E. Barabanov, "Design of \mathcal{H}^∞ optimal stable controller", *Proc. Conference on Decision and Control*, pp.734–738, 1996.

- D.U. Campos-Delgado and K. Zhou, “ \mathcal{H}^∞ strong stabilization”, *IEEE Transactions on Automatic Control*, 46, pp.1968–1972, 2001.
- D.U. Campos-Delgado and K. Zhou, “A parametric optimization approach to \mathcal{H}^∞ and \mathcal{H}^2 strong stabilization”, *Automatica*, 39, pp.1205–1211, 2003.
- Y. Choi and W.K. Chung, “On the stable \mathcal{H}^∞ controller parameterization under sufficient condition”, *IEEE Transactions on Automatic Control*, 46, pp.1618–1623, 2001.
- Y.S. Chou, T.Z. Wu and J.L. Leu, “On strong stabilization and \mathcal{H}^∞ strong-stabilization problems”, *Proc. Conference on Decision and Control*, pp. 5155–5160, 2003.
- D.S. Flamm and S.K. Mitter, “ \mathcal{H}^∞ sensitivity minimization for delay systems”, *Systems & Control Letters*, 9, pp.17–24, 1987.
- C. Foias, H. Özbay, and A. Tannenbaum, *Robust Control of Infinite Dimensional Systems: Frequency Domain Methods*, No.209 in LNCIS, Springer-Verlag, 1996.
- C. Foias, A. Tannenbaum and G. Zames, “Weighted sensitivity minimization for delay systems”, *IEEE Transactions on Automatic Control*, 31, pp.763–766, 1986.
- C. Ganesh and J.B. Pearson, “Design of optimal control systems with stable feedback”, *Proc. American Control Conference*, pp.1969–1973, 1986.
- S. Gumussoy and H. Özbay, “Control of systems with infinitely many unstable modes and strongly stabilizing controllers achieving a desired sensitivity”, *Proc. Mathematical Theory of Networks and Systems*, 2002.
- S. Gumussoy and H. Özbay, “On stable \mathcal{H}^∞ controllers for time-delay systems”, *Proc. of the 16th Mathematical Theory of Network and Systems*, 2004.
- S. Gumussoy and H. Özbay, “Remarks on \mathcal{H}^∞ controller design for SISO plants with time delays”, *Proc. of the 5th IFAC Symposium on Robust Control Design*, July 2006.
- S. Gumussoy and H. Özbay, “Optimal solution of sensitivity minimization problem by stable controller for a class of SISO time-delay systems”, *Proc. of 9th International Conference on Control, Automation, Robotics and Vision*, December 2006.
- H. Ito, H. Ohmori and A. Sano, “Design of stable controllers attaining low \mathcal{H}^∞ weighted sensitivity”, *IEEE Transactions on Automatic Control*, 38, pp.485–488, 1993.
- M. Jacobus, M. Jamshidi and C. Abdullah, P. Dorato and D. Bernstein, “Suboptimal strong stabilization using fixed-order dynamic compensation”, *Proc. American Control Conference*, pp.2659–2660, 1990.
- P.H. Lee and Y.C. Soh, “Synthesis of stable \mathcal{H}^∞ controller via the chain scattering framework”, *System and Control Letters*, 46, pp.1968–1972, 2002.
- K.E. Lenz, “Properties of optimal weighted sensitivity designs”, *IEEE Transactions on Automatic Control*, 40, pp.298–301, 1995.
- G. Meinsma and H. Zwart, “On \mathcal{H}^∞ control for dead-time systems”, *IEEE Transactions on Automatic Control*, 45, pp.272–285, 2000.
- A. Sideris and M.G. Safonov, “Infinity-norm optimization with a stable controller”, *Proc. American Control Conference*, pp.804–805, 1985.
- K. Suyama, “Strong stabilization of systems with time-delays”, *Proc. IEEE Industrial Electronics Society Conference*, pp.1758–1763, 1991.
- O. Toker and H. Özbay, “ \mathcal{H}^∞ optimal and suboptimal controllers for infinite dimensional SISO plants”, *IEEE Transactions on Automatic Control*, 40, pp.751–755, 1995.
- M. Vidyasagar, *Control System Synthesis: A Factorization Approach*, MIT Press, 1985.
- D.C. Youla, J.J. Bongiorno and C.N. Lu, “Single-loop feedback stabilization of linear multivariable dynamical plants”, *Automatica*, 10, pp. 159–173, 1974.
- M. Zeren and H. Özbay, “Comments ‘Solutions to the combined sensitivity and complementary sensitivity problem in control systems’”, *IEEE Transactions on Automatic Control*, 43, pp.724, 1998.
- M. Zeren and H. Özbay, “On the synthesis of stable \mathcal{H}^∞ controllers”, *IEEE Transactions on Automatic Control*, 44, pp.431–435, 1999.
- M. Zeren and H. Özbay, “On the strong stabilization and stable \mathcal{H}^∞ -controller design problems for MIMO systems”, *Automatica*, 36, pp.1675–1684, 2000.
- K. Zhou and P.P. Khargonekar, “On the weighted sensitivity minimization problem for delay systems”, *Systems & Control Letters*, 8, pp.307–312, 1987.