

# Default Bayes Factors for Testing the (In)equality of Several Population Variances

Fabian Dablander<sup>\*1</sup>, Don van den Bergh<sup>\*1</sup>, Eric-Jan Wagenmakers<sup>1</sup>, and Alexander Ly<sup>1,2</sup>

<sup>1</sup>Department of Psychological Methods, University of Amsterdam

<sup>2</sup>Centrum Wiskunde & Informatica

## Abstract

Testing the (in)equality of variances is an important problem in many statistical applications. We develop default Bayes factor tests to assess the (in)equality of two or more population variances, as well as a test for whether the population variances equal a specific value. The resulting test can be used to check assumptions for commonly used procedures such as the  $t$ -test or ANOVA, or test substantive hypotheses concerning variances directly. We show that our Bayes factor fulfills a number of desiderata. Researchers may have directed hypotheses such as  $\sigma_1^2 > \sigma_2^2$ , they may want to extend  $\mathcal{H}_0$  to have a null-region, or wish to combine hypotheses about equality with hypotheses about inequality, for example  $\sigma_1^2 = \sigma_2^2 > (\sigma_3^2, \sigma_4^2)$ . We extend our Bayes factor test to allow for these deviations from our proposed default and illustrate it on a number of practical examples. Our procedure is implemented in the R package *bfgartest*.

## 1 Introduction

Testing the (in)equality of variances is important in many sciences and applied contexts. In engineering, for example, researchers may want to assess whether a new, cheaper measurement instrument achieves the same precision as the gold standard (Sholts et al., 2011). In genetics and medicine, scientists are not only interested in studying the genetic effect on the mean of a quantitative trait, but also on its variance (Paré et al., 2010). In economics and archeology, ideas such as that increased economic production should reduce variability in products directly lead to statistical hypotheses on variances (Kvamme et al., 1996). In a court of law, one may be interested in reducing unwanted variability in civil damage awards and may want to compare how different interventions reduce this variability (Saks et al., 1997). In psychology, educational researchers may be interested in studying how the variance in pupil’s mathematical ability changes across school grades (Aunola et al., 2004).

While there exist several classical  $p$ -value tests for assessing the (in)equality of population variances (e.g., Levene, 1961; Brown & Forsythe, 1974; Gastwirth et al., 2009), testing such hypotheses has received little attention from a Bayesian perspective. Such a perspective, however, would offer practitioners the possibility (a) to quantify evidence in favor of the null hypothesis (e.g., Morey et al., 2016), (b) allow one to incorporate prior knowledge (e.g., O’Hagan et al., 2006), (c) to use sequential sampling designs which in many cases is more cost-effective (e.g., than a fixed- $N$  design, see Stefan et al., 2019), and (d) to translate substantive predictions more easily into statistical hypotheses by specifying equality and inequality constraints (e.g., Böing-Messing & Mulder, 2018; Hoijtink et al., 2008).

---

\*These authors share first authorship.

In light of these benefits and recent recommendations to go beyond  $p$ -value testing (Wasserstein & Lazar, 2016), we develop default Bayes factor tests (e.g., Consonni et al., 2018; Jeffreys, 1939; Ly et al., 2016a, 2016b) for the (in)equality of several population variances. Our work is inspired by Jeffreys (1939, pp. 222-224), who developed a test for the “agreement of two standard errors”. Equipped with our procedure, researchers are able to state graded evidence both for the case of testing assumptions of other tests (e.g., the equality of variances assumption in the Student’s  $t$ -test), as well as testing order-constrained hypotheses on variances directly.

This paper is structured as follows. In Section 2, we introduce the problem setup and propose the default Bayes factor. In Section 3, we elaborate on the desiderata that the proposed Bayes factor adheres to. In Section 4, we discuss the special case with  $K = 2$  groups, including directed and interval Bayes factors, and compare our method to a fractional Bayes factor procedure proposed by Böing-Messing and Mulder (2018). We illustrate our default Bayes factor test and deviations from it on a number of practical examples in Section 5. We conclude in Section 6. All derivations and proofs can be found in the appendix.

## 2 Default Bayes Factor for $K$ Groups

### 2.1 Notation and Problem Setup

The problem of testing the (in)equality of variances can be equivalently expressed in terms of variances  $\sigma_j^2$  or precisions  $\tau_j = \sigma_j^{-2}$ . For the data we assume that  $Y_{ji} \stackrel{\text{iid}}{\sim} \mathcal{N}(\mu_j, \tau_j^{-1})$ , where  $i \in [n_j]$  and  $j \in [K]$  with the rectangular brackets embracing an integer denoting the set of positive integers up to and including that integer, e.g.,  $[K] := \{1, 2, \dots, K-1, K\} \subset \mathbb{N}$ .

As the  $K$  groups are assumed to be independent of each other, the data  $y^{[K]}$  can be sufficiently summarized by the sample means  $\bar{\mathbf{y}} = (\bar{y}_1, \dots, \bar{y}_K)$ , where  $\bar{y}_j = \frac{1}{n_j} \sum_{i=1}^{n_j} y_{ji}$  and the (unbiased) sample variances  $\mathbf{s}^2 = (s_1^2, \dots, s_K^2)$ , where  $s_j^2 = \frac{1}{\nu_j} \sum_{i=1}^{\nu_j} (y_{ji} - \bar{y}_j)^2$  and where  $\nu_j = n_j - 1$  is the degree of freedom of group  $j$ . As a convention, we denote  $K$ -dimensional vectors in bold, whereas an arrow is used to denote a  $K - 1$  dimensional vector, e.g.,  $\mathbf{s}^2 = (\vec{s}^2, s_K^2)$ . A subscript  $+$  is used to denote summation over the vector’s elements, e.g.,  $\tau_+ = \sum_{j=1}^K \tau_j$ , whereas  $\vec{\vartheta}_+ = \sum_{j=1}^{K-1} \vartheta_j$ , since  $\vec{\vartheta} \in \mathbb{R}^{K-1}$ .

The null hypothesis  $\mathcal{H}_0$  states that all precisions are the same, while the alternative hypothesis  $\mathcal{H}_1$  includes at least one inequality. Formally, we compare

$$\mathcal{H}_0 : \tau_j = \tau_k \text{ for all } j, k \in [K], \quad (1)$$

$$\mathcal{H}_1 : \tau_j \neq \tau_k \text{ for some } j \neq k \in [K], \quad (2)$$

regardless of the nuisance parameters  $\boldsymbol{\mu} = (\mu_1, \mu_2, \dots, \mu_K) \in \mathbb{R}^K$ . The null hypothesis restricts the  $K$  precisions to a single but unknown precision, whereas the alternative allows all precisions to vary freely. Including the means, the null model has  $K + 1$  free parameters, whereas the alternative model has  $2K$  free parameters.

We rephrase the model comparison by generalizing the reparametrization proposed by Jeffreys (1939, pp. 222-224); see also Appendix A. More specifically, in the alternative model we reparametrize the  $K$  precisions  $\boldsymbol{\tau}$  in terms of an average precision  $\bar{\tau} = \frac{1}{K} \tau_+$  and  $K - 1$  proportions  $\vec{\vartheta}$  with  $\vartheta_j = \frac{\tau_j}{\tau_+}$ . Note that this reparametrization is invertible as it should be. In this parametrization the hypotheses translate into

$$\mathcal{H}_0 : \vartheta_j = \frac{1}{K} \text{ for all } j \in [K - 1], \quad (3)$$

$$\mathcal{H}_1 : \vartheta_j \neq \frac{1}{K} \text{ for some } j \in [K - 1], \quad (4)$$

regardless of the values of the nuisance parameter  $\boldsymbol{\mu} \in \mathbb{R}^K$  and the average precision  $\bar{\tau} > 0$ , which are common to both models.

From a Bayesian perspective, we assess the relative merits of  $\mathcal{H}_0$  and  $\mathcal{H}_1$  by virtue of how well they predict the data, that is, by their respective marginal likelihoods. The ratio of marginal likelihoods is known as the Bayes factor (Kass & Raftery, 1995), and its specification requires assigning priors to both the free parameters of the null and the alternative model. For the models being compared this implies one prior on the  $2K$  free parameters of the alternative model, and another prior on the  $K + 1$  free parameters of the null model. To simplify matters, we mimic the nesting of the null model into the alternative model and choose  $\pi_1(\boldsymbol{\mu}, \bar{\boldsymbol{\tau}}, \vec{\vartheta}) = \pi_0(\boldsymbol{\mu}, \bar{\boldsymbol{\tau}})\pi_1(\vec{\vartheta})$ . The Bayes factor we propose is constructed from a right Haar prior  $\pi_0(\boldsymbol{\mu}, \bar{\boldsymbol{\tau}}) \propto \bar{\boldsymbol{\tau}}^{-1}$  on the common parameters and from a (proper) Dirichlet prior  $\pi_1(\vec{\vartheta})$  on the test-relevant parameters  $\vec{\vartheta}$  with hyperparameters  $\mathbf{u}$ , where  $u_j > 0$  for all  $j \in [K]$ .

In the remainder of this section we show that this choice of priors results in a Bayes factor that is analytic. In Section 3 we show that the proposed Bayes factor fulfills certain Bayesian model comparison desiderata.

## 2.2 The Proposed Bayes Factor

The choice for  $\pi_0(\boldsymbol{\mu}, \bar{\boldsymbol{\tau}}) \propto \bar{\boldsymbol{\tau}}^{-1}$  is based on the observation that the hypotheses to be tested are invariant under (1) scalar multiplications of all the data points, and (2) location shifts of the data points of each sample/group.<sup>1</sup> The derivations in Appendix B show that with  $\pi_0(\boldsymbol{\mu}, \bar{\boldsymbol{\tau}}) \propto \bar{\boldsymbol{\tau}}^{-1}$  on the nuisance parameters, the Bayes factor simplifies to

$$\text{BF}_{10}(y^{[K]}) = \frac{\int_{\Theta} \left( \int_{\mathbb{R}_{>0}} \int_{\mathbb{R}^K} f(y^{[K]} | \boldsymbol{\mu}, \bar{\boldsymbol{\tau}}, \vec{\vartheta}) \pi_0(\boldsymbol{\mu}, \bar{\boldsymbol{\tau}}) d\boldsymbol{\mu} d\bar{\boldsymbol{\tau}} \right) \pi_1(\vec{\vartheta}) d\vec{\vartheta}}{\int_{\mathbb{R}_{>0}} \int_{\mathbb{R}^K} f(y^{[K]} | \boldsymbol{\mu}, \bar{\boldsymbol{\tau}}, \vec{\vartheta} = \frac{1}{K}) \pi_0(\boldsymbol{\mu}, \bar{\boldsymbol{\tau}}) d\boldsymbol{\mu} d\bar{\boldsymbol{\tau}}} = \int_{\Theta} h(\mathbf{s}^2 | \vec{\vartheta}) \pi_1(\vec{\vartheta}) d\vec{\vartheta}, \quad (5)$$

where  $\mathbb{R}_{>0}$  denotes the positive reals,  $\Theta := \{\vec{\vartheta} \in \mathbb{R}^{K-1} | \vec{\vartheta}_+ < 1\} \subset \mathbb{R}_{>0}^{K-1}$ , and where we refer to  $h(\mathbf{s}^2 | \vec{\vartheta})$  as the reduced likelihood, which is given by

$$h(\mathbf{s}^2 | \vec{\vartheta}) := \left( 1 + \sum_{j=1}^{K-1} \frac{\nu_j s_j^2}{\nu_K s_K^2} \right)^{\frac{\nu_+}{2}} \left[ \prod_{j=1}^{K-1} \vartheta_j^{\frac{\nu_j}{2}} \right] (1 - \vec{\vartheta}_+)^{\frac{\nu_K}{2}} \left( 1 - \sum_{j=1}^{K-1} \left[ 1 - \frac{\nu_j s_j^2}{\nu_K s_K^2} \right] \vartheta_j \right)^{-\frac{\nu_+}{2}}, \quad (6)$$

where  $\nu_+ = \sum_{j=1}^K \nu_j$ , and  $\vec{\vartheta}_+ := \sum_{j=1}^{K-1} \vartheta_j$ . Note that, for any proper prior  $\pi_1(\vec{\vartheta})$ , the nesting and the choice  $\pi_0(\boldsymbol{\mu}, \bar{\boldsymbol{\tau}}) \propto \bar{\boldsymbol{\tau}}^{-1}$  leads to a measurement invariant Bayes factor, as desired. This is because  $h(\mathbf{s}^2 | \vec{\vartheta})$  and therefore  $\text{BF}_{10}(y^{[K]}) = \text{BF}_{10}(\mathbf{s}^2)$  only depend on the data via the ratios of sums of squares  $\frac{\nu_j s_j^2}{\nu_K s_K^2}$ , and because each  $s_k^2$  is invariant under location shifts within sample/group  $k$ .

The Dirichlet prior  $\pi_1(\vec{\vartheta})$  on the test-relevant parameters is inspired by the form of  $h(\mathbf{s}^2 | \vec{\vartheta})$  and makes the proposed Bayes factor analytic. By definition of the integral form of the type D Lauricella function, the proposed Bayes factor is

$$\text{BF}_{10}(\mathbf{s}^2) = \frac{\mathcal{B}(\frac{\nu}{2} + \mathbf{u})}{\mathcal{B}(\mathbf{u})} \left( 1 + \sum_{j=1}^{K-1} \frac{\nu_j s_j^2}{\nu_K s_K^2} \right)^{\frac{\nu_+}{2}} F_D \left( \frac{\nu_+}{2}; \frac{\vec{\nu}}{2} + \vec{u}; \frac{\nu_+}{2} + \mathbf{u}_+; \vec{1} - \frac{\vec{\nu} s^2}{\nu_K s_K^2} \right), \quad (7)$$

where  $\mathcal{B}(\mathbf{u}) = \frac{\Gamma(u_1) \cdots \Gamma(u_K)}{\Gamma(u_+)}$  is the multivariate beta function,  $\vec{1} = (1, \dots, 1) \in \mathbb{R}^{K-1}$ ,  $\vec{\nu} s^2 = (\nu_1 s_1^2, \dots, \nu_{K-1} s_{K-1}^2)$  is the  $K - 1$  vector of sums of squares, and where  $F_D$  is a type D Lauricella function which has the integral representation  $F_D(a; \vec{b}; d; \vec{x}) = \frac{\Gamma(d)}{\Gamma(a)\Gamma(d-a)} \int_0^1 t^{a-1} (1 -$

<sup>1</sup>The nesting  $\pi_1(\boldsymbol{\mu}, \bar{\boldsymbol{\tau}}, \vec{\vartheta}) = \pi_0(\boldsymbol{\mu}, \bar{\boldsymbol{\tau}})\pi_1(\vec{\vartheta})$  makes the use of the improper priors  $\pi_0(\boldsymbol{\mu}, \bar{\boldsymbol{\tau}}) \propto \bar{\boldsymbol{\tau}}^{-1}$  permissible as a limit of proper priors with normalization constants cancelling due to their appearances in both the numerator and denominator of the Bayes factor (see also Ly et al., 2016b; Hendriksen et al., 2021; Robert, 2016).

$t)^{d-a-1}(1-x_1t)^{-b_1}\dots(1-x_{K-1}t)^{-b_{K-1}}dt$  whenever  $d > a$ , which holds trivially since  $u > 0$  always. Observe that, with Eq. (7) at hand, we also have an analytic marginal posterior for  $\vec{\vartheta}$ , namely,

$$\pi_1(\vec{\vartheta} | y^{[K]}) = \frac{\left[ \prod_{j=1}^{K-1} \vartheta_j^{\frac{\nu_j}{2}} \right] (1 - \vec{\vartheta}_+)^{\frac{\nu_K}{2}} \left( 1 - \sum_{j=1}^{K-1} \left[ 1 - \frac{\nu_j s_j^2}{\nu_K s_K^2} \right] \vartheta_j \right)^{-\frac{\nu_+}{2}}}{\mathcal{B}\left(\frac{\nu}{2} + \mathbf{u}\right) F_D\left(\frac{\nu_+}{2}; \frac{\vec{\nu}}{2} + \vec{u}; \frac{\nu_+}{2} + \mathbf{u}_+; \vec{1} - \frac{\nu s_K^2}{\nu_K s_K^2}\right)}. \quad (8)$$

The proposed Bayes factor can be computed from the sample variances and sample sizes directly. This makes it possible to re-evaluate the published literature without the need to have access to the raw data, as shown in Section 5. In the next section, we show that the proposed Bayes factor fulfills a number of desiderata.

### 3 Properties of the Proposed Bayes Factor

An important result of this paper is that our proposed Bayes factor fulfills a number of desiderata (Consonni et al., 2018; Jeffreys, 1939; Ly et al., 2016a, 2016b; Bayarri et al., 2012). More specifically, we show that the proposed Bayes factor has the finite-sample properties of being (i) labelling invariant, (ii) (exactly) predictively matched, and (iii) information consistent. It also has the asymptotic properties of being (iv) model selection consistent and (v) limit and across-sample consistent. Information consistency requires  $u_j \leq 1/2$  for  $j \in [K]$  while labelling invariance requires  $u_i = u_j$  for all  $i, j \in [K]$ , suggesting the default choice of  $u_j = 1/2$  for all  $j \in [K]$ .

#### 3.1 Labelling Invariance

A Bayes factor is labelling invariant if it is independent of the arbitrary choice of which group is labelled  $K$ .

**Theorem 3.1** (Labelling invariance). The proposed Bayes factor with  $u_i = u_j$  for all  $i, j \in [K]$  is labelling invariant.  $\diamond$

*Proof.* See Appendix C.1.  $\square$

#### 3.2 Predictive Matching

A Bayes factor is (exactly) predictively matched if it equals 1 for all data sets of insufficient size, that is,  $\text{BF}_{10}(y^{[K]}) = 1$  for all  $y^{[K]}$  with  $\mathbf{n} = (n_1, \dots, n_K)$  smaller than the minimal sample sizes (Bayarri et al., 2012). The insufficient sizes are: (a)  $n_1 = \dots = n_K = 1$  as then  $\nu_j s_j^2 = 0$  for all  $j \in [K]$  regardless of the observations, and (b)  $n_k = 2$  for some  $k \in [K]$  and  $n_j = 1$  for all  $j \in [K] \setminus \{k\}$ , in which case there is no other sample variance to compare  $s_k^2$  to.

**Theorem 3.2** (Predictive matching). A Bayes factor constructed from the pair of priors  $\pi_1(\boldsymbol{\mu}, \vec{\tau}, \vec{\vartheta}) = \pi_0(\boldsymbol{\mu}, \vec{\tau})\pi_1(\vec{\vartheta})$  and  $\pi_0(\boldsymbol{\mu}, \vec{\tau}) \propto \vec{\tau}^{-1}$  with  $\pi_1(\vec{\vartheta})$  proper is predictively matched. This holds for our proposed Bayes factor.  $\diamond$

*Proof.* See Appendix C.2.  $\square$

#### 3.3 Information Consistency

Information consistency implies that for all data sets of sufficient size, that is, fixed  $\mathbf{n} = (n_1, \dots, n_K)$  with at least two indexes  $j \neq k \in [K]$  such that  $n_j, n_k \geq 2$ , the Bayes factor in favor of the alternative over the null should tend to infinity whenever it becomes abundantly clear that the null cannot hold true. This occurs in the limit  $s_j^2/s_K^2 \rightarrow 0$ , that is, when the observed variance  $s_K^2$  is of a much higher order than another sample variance  $s_j^2$ .

**Theorem 3.3** (Information consistency). The proposed Bayes factor is information consistent if  $u_j \leq 1/2$  for  $j \in [K]$ .  $\diamond$

*Proof.* See Appendix C.3.  $\square$

### 3.4 Model Selection Consistency

A Bayes factor is model selection consistent if it selects the correct model as  $n \rightarrow \infty$ , that is, if

$$\text{BF}_{10}(Y^{[K]}, \mathbf{n}) \xrightarrow{\mathbb{P}} 0 \text{ if } \mathbb{P} \in \mathcal{M}_0, \text{ and } \text{BF}_{01}(Y^{[K]}, \mathbf{n}) \xrightarrow{\mathbb{P}} 0 \text{ if } \mathbb{P} \in \mathcal{M}_1, \quad (9)$$

where  $\mathbb{P}$  refers to the data generating distribution, and where  $X_n \xrightarrow{\mathbb{P}} X$  denotes convergence in probability, that is,  $\lim_{n \rightarrow \infty} \mathbb{P}(|X_n - X| > \epsilon) = 0$  for all  $\epsilon > 0$ .

To state the theorem and to allow the  $K$  sample sizes go to infinity independently of each other, we let  $n_K := n$  and  $n_j := c_j n$  for  $c_j > 0$ ,  $j \in [K]$ , thus,  $c_K = 1$  by definition. To also allow the (data-governing) variances to differ arbitrarily as well, we let  $\gamma_j$  be the relative size of the variance  $\sigma_j^2$  with respect to  $\sigma_K^2$ , that is,  $\sigma_j^2 := \gamma_j \sigma_K^2$  where  $\gamma_j > 0$  for  $j \in [K]$ , thus,  $\gamma_K = 1$  by definition. Note that the null hypothesis is equivalent to  $\boldsymbol{\gamma} = \mathbf{1} \in \mathbb{R}^K$ , whereas under the alternative there exists at least one  $j \in [K]$  such that  $\gamma_j \neq 1$ .

**Theorem 3.4** (Model selection consistency). The proposed Bayes factor is model selection consistent. Furthermore, let  $Y_{ji} \stackrel{\text{iid}}{\sim} \mathcal{N}(\mu_j, \sigma_j^2)$  where  $\sigma_j^2 = \gamma_j \sigma_K^2$  for  $i \in [n_j]$ ,  $n_j = c_j n$ , and  $n_K = n$  for  $j \in [K]$ , then as all the sample sizes tend to infinity, the Bayes factor behaves as

$$\text{BF}_{10}(\mathbf{s}^2, n) = C_0(K, \mathbf{c}, \mathbf{u} | \boldsymbol{\gamma}) n^{\frac{1-K}{2}} \left( \frac{\langle \mathbf{c}, \boldsymbol{\gamma} \rangle}{\mathbf{c}_+} \right)^{\frac{\mathbf{c}_+}{2} n} \left( \prod_{j=1}^{K-1} \gamma_j^{-\frac{c_j}{2} n} \right) \exp(V(n)), \quad (10)$$

where  $\langle \mathbf{c}, \boldsymbol{\gamma} \rangle := \sum_{j=1}^K c_j \gamma_j$ ,  $V(n) = \mathcal{O}_P(n^{-1/2})$  under the null and  $V(n) = \mathcal{O}_P(n^{1/2})$  under the alternative, and where

$$C_0(K, \mathbf{c}, \mathbf{u} | \boldsymbol{\gamma}) = \frac{(4\pi)^{\frac{K-1}{2}} \mathbf{c}_+^{\frac{1}{2}} \left( \prod_{j=1}^{K-1} \gamma_j^{-u_j} \right)}{\mathcal{B}(\mathbf{u}) \left( \prod_{j=1}^{K-1} c_j^{\frac{1}{2}} \right) \left( \mathbf{c}_+ - \sum_{j=1}^{K-1} \frac{c_j \gamma_j^{-1}}{\gamma_j} \right)^{\mathbf{u}_+}}. \quad (11)$$

This means that under the alternative,  $\mathcal{H}_1 : \gamma_j \neq 1$  for some  $j \in [K-1]$ , we have that

$$\begin{aligned} \log(\text{BF}_{10}(\mathbf{s}^2, n)) &= \log(C_0(K, \mathbf{c}, \mathbf{u} | \boldsymbol{\gamma})) + \frac{1-K}{2} \log(n) \\ &\quad + \left( \mathbf{c}_+ \log\left(\frac{\langle \mathbf{c}, \boldsymbol{\gamma} \rangle}{\mathbf{c}_+}\right) - \sum_{j=1}^{K-1} c_j \log(\gamma_j) \right) \frac{n}{2} + \mathcal{O}_P(n^{1/2}). \end{aligned} \quad (12)$$

Under the null,  $\mathcal{H}_0 : \vec{\gamma} = \vec{\mathbf{1}}$ , this simplifies drastically, and the logarithm of the Bayes factor then behaves as

$$\begin{aligned} \log(\text{BF}_{10}(\mathbf{s}^2, n)) &= \frac{1-K}{2} \left( \log(n) - \log(4\pi) \right) + \frac{1}{2} \left( \log(\mathbf{c}_+) - \sum_{j=1}^{K-1} \log(c_j) \right) \\ &\quad - \mathbf{u}_+ \log(K) - \log \mathcal{B}(\mathbf{u}) + \mathcal{O}_P(n^{-1/2}). \end{aligned} \quad (13)$$

Hence,  $\text{BF}_{10}(\mathbf{s}^2, n)$  converges relatively slowly to zero under the null compared to the exponential decay of  $\text{BF}_{01}(\mathbf{s}^2, n)$  under the alternative.  $\diamond$

*Proof.* See Appendix C.4.  $\square$

### 3.4.1 Illustrating the Rate of Convergence

We illustrate the rate of convergence of our default Bayes factor by visualizing Equations (12) and (13) as a function of  $K \in [2, 12]$  and  $\gamma_1 \in [2, \dots, 11]$  with  $\gamma_2 = \dots = \gamma_K = 1$  and  $\sigma_K^2 = 1$ . Equation (12) shows that under the alternative the asymptotic behavior of  $\log(\text{BF}_{10})$  is mostly linear in  $n$ . The left panel in Figure 1 shows the slope of this linear increase — termed the log Bayes factor growth — as a function of  $K$  and  $\gamma_1$ . We arrive at this slope by computing Equation (12) for a large number of  $n$  and regressing the result on  $n$ . When  $\mathcal{H}_1$  is true, the rate of convergence of the Bayes factor is exponential, and so the log Bayes factor grows linearly. We visualize the slope of how the log Bayes factor grows across the number of groups, with larger values indicating more rapid exponential growth. We find that, as the number of groups increases, the log Bayes factor grows more quickly. This increase is also dependent on  $\gamma_1$ ; for larger values, the Bayes factor grows more quickly with increasing number of groups.

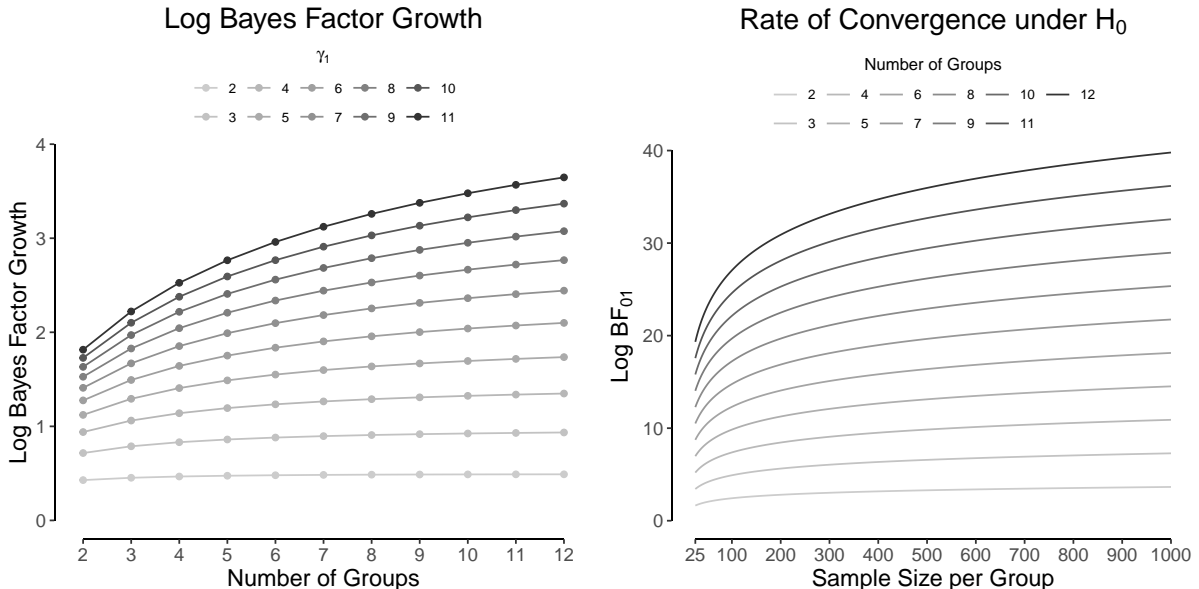


Figure 1: Left: Shows the rate of the linear growth of the log Bayes factor under  $\mathcal{H}_1$  for increasing  $\gamma_1$  and number of groups. Right: Shows how  $\log(\text{BF}_{01})$  grows as a function of  $n$  when  $\mathcal{H}_0$  is true for different number of groups  $K$ .

The right panel in Figure 1 illustrates  $\log(\text{BF}_{01})$  as a function of the sample size per group for different number of groups  $K$  under the null hypothesis, using Equation (13). In contrast to the scenario when  $\mathcal{H}_1$  is true, the rate of convergence when  $\mathcal{H}_0$  is true is no longer exponential (see also Johnson & Rossell, 2010; Jeffreys, 1961; Bahadur & Bickel, 2009).

### 3.5 Limit and Across-Sample Consistency

A Bayes factor is limit consistent if it remains bounded as long as not all  $n_j \rightarrow \infty$  for  $j \in [K]$  (Ly, 2018, Ch. 6). A Bayes factor is across-sample consistent if the limit of the  $K$ -sample Bayes factor as a function of the fixed observations of the groups  $i \in [K - 1]$  results in a  $K - 1$  sample Bayes factor (Peña, 2018, Ch. 4). Note that we can consider without loss of generality the situation where the first  $K - 1$  samples are fixed as  $n_K \rightarrow \infty$  because of labelling invariance. For the following, we assume that  $S_K^2$  is a  $\sqrt{n_K}$ -consistent estimator for the data-governing variance  $\sigma_0^2$  of the  $K$ th group, which by Chebyshev's inequality is certainly the case when  $Y_{Ki} \sim \mathcal{N}(\mu_K, \sigma_0^2)$ .

We call the  $K$ -sample Bayes factor  $\text{BF}_{10}^{[K]}(\vec{s}^2, S_K^2)$  *across-sample consistent* if, as  $n_K \rightarrow \infty$ , it converges in probability under  $\sigma_0^{-2}$  to a  $K - 1$  Bayes factor  $\text{BF}_{10; \sigma_0^2}^{[K-1]}(y^{[K-1]})$ , comparing the

hypotheses

$$\mathcal{H}_{0;\sigma_0^2}^{[K-1]} : \tau_j = \sigma_0^{-2} \text{ for all } j \in [K-1] \quad (14)$$

$$\mathcal{H}_{1;\sigma_0^2}^{[K-1]} : \tau_j \neq \sigma_0^{-2} \text{ for some } j \in [K-1]. \quad (15)$$

Here the null hypothesis states that the  $K-1$  precisions are all equal to the known constant  $\sigma_0^{-2}$ , whereas the alternative states that at least one precision is unequal to  $\sigma_0^{-2}$ .

The theorem below implies that the proposed Bayes factor converges in probability to a lower dimensional Bayes factor  $\text{BF}_{10;\sigma_0^2}^{[K-1]}(\vec{s}^2)$  that is based on uniform priors on the nuisance parameters  $\vec{\mu} \in \mathbb{R}^{K-1}$ , and an inverse Dirichlet distribution on the precisions  $\vec{\tau} = (\tau_1, \dots, \tau_{K-1}) \in \mathbb{R}^{K-1}$  scaled by  $1/\sigma_0^{-2}$ , that is,

$$\pi_{\sigma_0^2}(\vec{\tau} | \mathcal{M}_1^{[K-1]}) = \frac{(\sigma_0^2)^{K-1} \prod_{j=1}^{K-1} (\sigma_0^2 \tau_j)^{u_j-1}}{\mathcal{B}(\vec{u}, w) (1 + \sigma_0^2 \vec{\tau}_+)^{\vec{u}_+ + w}}, \quad (16)$$

where we wrote  $w = u_K$  so the statement only involves vectors of length  $K-1$ . The integral representation of the multivariable generalisation of Tricomi's confluent hypergeometric function of the second kind  $\mathcal{U}$ , see for instance (Ng et al., 2011; Phillips, 1988), shows that the resulting  $K-1$  sample Bayes factor is given by

$$\begin{aligned} \text{BF}_{10;\sigma_0^2}^{[K-1]}(\vec{s}^2) &= \frac{\int \left( \prod_{j=1}^{K-1} \tau_j^{\frac{\nu_j}{2}} \right) \exp\left(-\frac{1}{2} \sum_{j=1}^{K-1} \nu_j s_j^2 \tau_j\right) \pi_{\sigma_0^2}(\vec{\tau} | \mathcal{M}_1^{[K-1]}) d\vec{\tau}}{(\sigma_0^2)^{-\frac{\vec{\nu}_+}{2}} \exp\left(-\frac{(\vec{\nu} \vec{s}^2)_+}{2\sigma_0^2}\right)}, \\ &= \frac{\left( \prod_{j=1}^{K-1} \Gamma\left(\frac{\nu_j}{2} + u_j\right) \right) \mathcal{U}\left(\frac{\vec{\nu}}{2} + \vec{u}; \frac{\vec{\nu}_+}{2} - u_K + 1; \frac{\vec{\nu} \vec{s}^2}{2\sigma_0^2}\right)}{\mathcal{B}(\vec{u}, w) \exp\left(-\frac{(\vec{\nu} \vec{s}^2)_+}{2\sigma_0^2}\right)}, \end{aligned} \quad (17)$$

where  $\vec{\nu} \vec{s}^2 = (\nu_1 s_1^2, \dots, \nu_{K-1} s_{K-1}^2)$  denotes the vector of sums of squares,  $(\vec{\nu} \vec{s}^2)_+ = \sum_{j=1}^{K-1} \nu_j s_j^2$ , and  $\vec{\nu}_+ := \sum_{j=1}^{K-1} \nu_j$ , as before.

**Theorem 3.5** (Limit and Across-Sample  $\sqrt{n_K}$ -consistency). If  $S_K^2$  is an  $\sqrt{n_K}$ -consistent estimator for  $\sigma_0^2$ , then the Bayes factor  $\text{BF}_{10}^{[K]}(\vec{s}^2, S_K^2)$  is a  $\sqrt{n_K}$ -consistent estimator of the  $K-1$ -sample Bayes factor  $\text{BF}_{10;\sigma_0^2}^{[K-1]}(\vec{s}^2)$  given in Eq. (92). Furthermore, if  $Y_{Ki} \sim \mathcal{N}(\mu_K, \sigma_0^2)$ , then  $\sqrt{n_K}(S_K^2 - \sigma_0^2)$  is asymptotically normal, and consequently so is the  $K$ -sample Bayes factor, that is,

$$\sqrt{n_K} \left( \text{BF}_{10}^{[K]}(\vec{s}^2, S_K^2) - \text{BF}_{10;\sigma_0^2}^{[K-1]}(\vec{s}^2) \right) \xrightarrow{d} \mathcal{N}\left(0, 2\sigma_0^4 \check{T}_1^2\right) \quad (18)$$

where  $\check{T}_1$  is given by Eq. (100) in the appendix.  $\diamond$

*Proof.* See Appendix C.5.  $\square$

## 4 Special Cases and Deviations from the Default

The comparison of  $K=2$  groups occurs frequently in practice and we discuss the Bayes factor for this special case in the following section. We also consider three modifications of the default choice in order to incorporate a subject assessment of the test-relevant parameter, and to accommodate directed tests and interval Bayes factors.

## 4.1 The Bayes Factor for $K = 2$ Groups

For the  $K = 2$  group case, the null model of equal precisions has three parameters  $(\mu_1, \mu_2, \bar{\tau})$  whereas the alternative has four  $(\mu_1, \mu_2, \bar{\tau}, \vartheta)$ . The comparison of interest is then between  $\mathcal{H}_0 : \vartheta = \frac{1}{2}$  and  $\mathcal{H}_1 : \vartheta \neq \frac{1}{2}$ . In this case, the proposed Bayes factor simplifies to

$$\text{BF}_{10}(\mathbf{s}^2) = \frac{\mathcal{B}(\frac{\nu_1}{2} + u_1, \frac{\nu_2}{2} + u_2)}{\mathcal{B}(u_1, u_2)} \left(1 + \frac{\nu_1 s_1^2}{\nu_2 s_2^2}\right)^{\frac{\nu_1 + \nu_2}{2}} {}_2F_1\left(\frac{\nu_1 + \nu_2}{2}, \frac{\nu_1 + 2u_1}{2}; \frac{\nu_1 + \nu_2 + 2(u_1 + u_2)}{2}; \frac{\nu_2 s_2^2 - \nu_1 s_1^2}{\nu_2 s_2^2}\right), \quad (19)$$

where  ${}_2F_1$  refers to the Gaussian or ordinary hypergeometric function, which has the integral representation  ${}_2F_1(a, b; c; z) = \frac{\Gamma(c)}{\Gamma(b)\Gamma(c-b)} \int_0^1 t^{b-1} (1-t)^{c-b-1} (1-tz)^{-a} dt$ , with  $\text{Re}(c) > \text{Re}(b) > 0$  (Abramowitz & Stegun, 1972, eq. 15.3.1). Observe that across-sample consistency implies that for  $Y_{2i} \stackrel{\text{iid}}{\sim} \mathcal{N}(\mu_2, \sigma_0^2)$  and  $n_2 \rightarrow \infty$ , the two-sample Bayes factor is a  $\sqrt{n_2}$ -consistent estimator of the one-sample Bayes factor

$$\text{BF}_{10; \sigma_0^2}^{[1]}(s_1^2) = \frac{\Gamma(\frac{\nu_1}{2} + u_1) \mathcal{U}\left(\frac{\nu_1}{2} + u_1; \frac{\nu_1}{2} - u_2 + 1; \frac{\nu_1 s_1^2}{2\sigma_0^2}\right)}{\mathcal{B}(u_1, u_2) \exp(-\frac{\nu_1 s_1^2}{2\sigma_0^2})}. \quad (20)$$

This Bayes factor compares the alternative hypothesis  $\mathcal{H}_{1; \sigma_0^2}^{[1]} : \tau_1 \neq \sigma_0^{-2}$  to the null hypothesis  $\mathcal{H}_{0; \sigma_0^2}^{[1]} : \tau_1 = \sigma_0^{-2}$  with  $\sigma_0^2$  known. Here  $\mathcal{U}(a; b; z) = \frac{1}{\Gamma(a)} \int_0^\infty e^{-zt} t^{a-1} (1+t)^{b-a-1} dt$  is the (one-dimensional) Tricomi's confluent hypergeometric function of the second kind (Abramowitz & Stegun, 1972, Eq. 13.2.5).

## 4.2 Prior elicitation

For prior elicitation, it is arguably more intuitive to express the prior on the test-relevant parameter in terms of the ratio of the standard deviations,  $\phi = \frac{\sigma_2}{\sigma_1} = \sqrt{\frac{\vartheta}{1-\vartheta}}$ , thus,  $\int_0^1 d\vartheta = \int_0^\infty 2\phi(1+\phi^2)^{-2} d\phi$ . The prior  $\vartheta \sim \text{Beta}(u_1, u_2)$  underlying Eq. (19) induces a generalized beta prime distribution on  $\phi$  with density

$$\pi(\phi; u_1, u_2) = \frac{2\phi^{2u_1-1} (1+\phi^2)^{-(u_1+u_2)}}{\mathcal{B}(u_1, u_2)}. \quad (21)$$

Figure 2 visualizes the prior assigned to  $\vartheta$  and  $\phi$  for various values of  $u := u_1 = u_2$ . A statistician may now elicit a researcher's prior beliefs in terms of (a ratio of) standard deviations conditional on the alternative holding true. For example, if the researcher believes that the probability of one standard deviation being twice as large or twice as small as the other does not exceed 95%, then she should choose  $u = 4.50$ . Note that the resulting Bayes factor is not information consistent anymore. It is also interesting to note that on this scale  $\phi$  the  $m$ th raw moment is given by  $\frac{\Gamma(\frac{m}{2} + u_1) \Gamma(u_2 - \frac{m}{2})}{\Gamma(u_1) \Gamma(u_2)}$ . Hence, it has no finite mean whenever  $u_2 \leq 1/2$ . A change of variables shows that the posterior distribution in terms of  $\phi$  is given by:

$$\pi(\phi | \mathbf{y}^{(2)}) = \frac{2\phi^{\nu_1+2u_1-1} (1+\phi^2)^{-(u_1+u_2)} \left(1 + \frac{\nu_1 s_1^2}{\nu_2 s_2^2} \phi^2\right)^{-\frac{\nu_1+\nu_2}{2}}}{\mathcal{B}(\frac{\nu_1}{2} + u_1, \frac{\nu_2}{2} + u_2) {}_2F_1\left(\frac{\nu_1+\nu_2}{2}, \frac{\nu_1}{2} + u_1; \frac{\nu_1+\nu_2}{2} + u_1 + u_2; 1 - \frac{\nu_1 s_1^2}{\nu_2 s_2^2}\right)}. \quad (22)$$

## 4.3 Interval Bayes Factors

Researchers may wish to extend the sharp null hypothesis  $\vartheta = 1/2$  to include a null-region around the point null value. If the null-region overlaps with the prior under the alternative, this leads to an (inconsistent) peri-null Bayes factor (e.g., Ly & Wagenmakers, 2021; Morey &



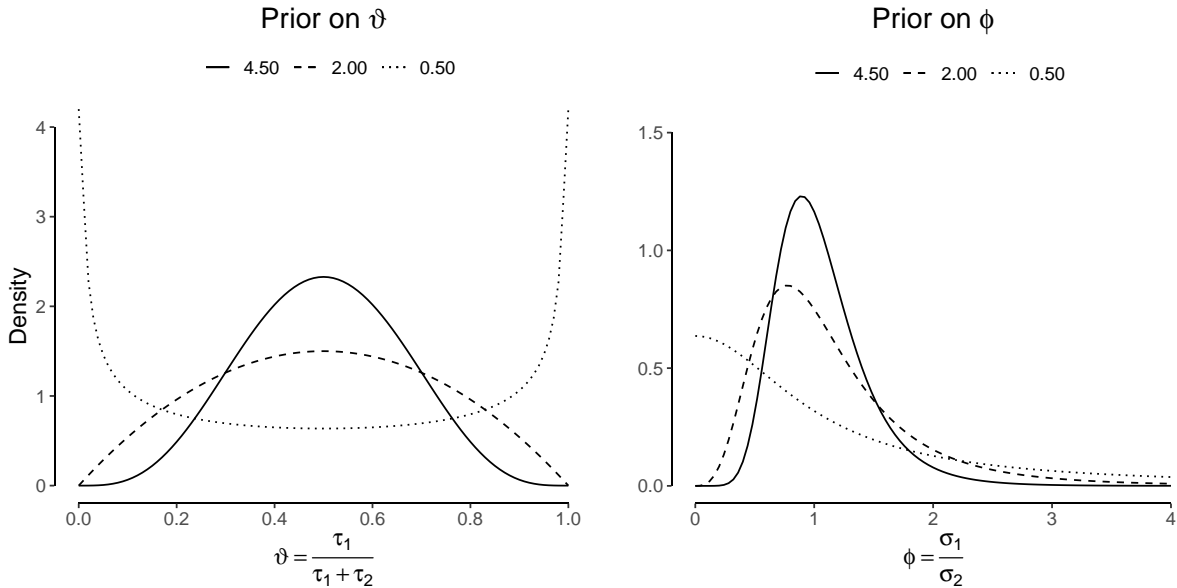


Figure 2: Prior on  $\vartheta$  (left) and induced prior on  $\phi$  (right) for  $u := u_1 = u_2 \in \{4.50, 2.00, 0.50\}$ ; see Section 4.2 for the rationale behind these values.

Rouder, 2011). If the null-region does not overlap with the prior under the alternative, that is, if we compare the hypotheses:

$$\mathcal{H}_0 : \phi \in [a, b] \quad (23)$$

$$\mathcal{H}_1 : \phi \notin [a, b], \quad (24)$$

then this yields a non-overlapping interval-null Bayes factor (e.g., Berger & Delampady, 1987; Rousseau, 2007). The null-region is usually informed by the problem at hand, as we will see later on an example. For a potential default approach to specify the non-overlapping interval bounds, see Appendix B.3.

#### 4.4 Directed Bayes Factors

Researchers sometimes desire to quantify evidence in favor of hypotheses such as  $\mathcal{H}_- : \sigma_1^2 > \sigma_2^2$ , or  $\mathcal{H}_+ : \sigma_1^2 < \sigma_2^2$ . More generally, let  $\mathcal{H}_r$  denote such an order-constrained or directed hypothesis. Since  $\sigma_1^2 = (2\vartheta\bar{\tau})^{-1}$  and  $\sigma_2^2 = (2(1-\vartheta)\bar{\tau})^{-1}$ , we have that  $\sigma_1^2 > \sigma_2^2$  implies  $\vartheta < 1/2$ . We therefore restrict the beta prior on  $\vartheta$  accordingly in the calculation of the the marginal likelihood for  $\mathcal{H}_r$  (see also Ly et al., 2016a), which can then be used to calculate directed Bayes factors.

In the more general  $K > 2$  group case, we can similarly specify equality or inequality constraints by encoding them in the prior distribution on  $\vec{\vartheta}$ . An example of such a constrained hypotheses is given by:

$$\mathcal{H}_r : \vartheta_1 = \vartheta_2 > (\vartheta_3, \vartheta_4, \vartheta_5 = \vartheta_6) > \vartheta_7 ,$$

which incorporates two equality constraints ( $\vartheta_1 = \vartheta_2$  and  $\vartheta_5 = \vartheta_6$ ), several order constraints (e.g.,  $\vartheta_1 > \vartheta_3$ ,  $\vartheta_1 > \vartheta_4$ ,  $\vartheta_3 > \vartheta_7$ ,  $\vartheta_4 > \vartheta_7$ ), and no constraints between the  $\vartheta_3, \vartheta_4, \vartheta_5 = \vartheta_6$  (and therefore also the standard deviations and variances). Note that while this hypothesis is formulated in terms of the parameter  $\vartheta$ , it has immediate implications for the precisions and thus for the standard deviations and variances. We could also directly formulate the hypotheses on the variances or standard deviations, for example, with  $(\sigma_1 = \sigma_2) > \sigma_3$  implying that  $(\vartheta_1 = \vartheta_2) < \vartheta_3$ . This flexibility allows researchers to translate substantive predictions directly into statistical hypotheses.

We compute Bayes factors including mixed hypotheses such as  $\mathcal{H}_r$  as follows. First, we introduce a new auxiliary hypothesis  $\mathcal{H}_a$  which does not include order-constraints. In our example, this yields:

$$\mathcal{H}_a : \vartheta_1 = \vartheta_2, \vartheta_3, \vartheta_4, \vartheta_5 = \vartheta_6, \vartheta_7 .$$

We estimate the (auxiliary) Bayes factor  $\text{BF}_{ra}$  by dividing the proportion of samples  $\vartheta$  that respect the order-constraints in  $\mathcal{H}_r$  in the posterior by the proportion of samples that respect it in the prior (Klugkist et al., 2005). Separately, we then estimate the Bayes factor in favor of  $\mathcal{H}_a$  over  $\mathcal{H}_1$  (or  $\mathcal{H}_0$ ) using bridge sampling (Meng & Wong, 1996; Gronau et al., 2017). Combining these two Bayes factors yields the desired Bayes factor in favor of  $\mathcal{H}_r$  over  $\mathcal{H}_1$  (or  $\mathcal{H}_0$ ), that is,  $\text{BF}_{r1} = \text{BF}_{ra} \times \text{BF}_{a1}$ . The R package *bfvartest*, which is available from <https://github.com/fdabl/bfvartest>, implements this and all other procedures described above; see Appendix D for how to use the package.

#### 4.5 Comparison to a Fractional Bayes Factor

One alternative to choosing the prior based on desiderata, as done in this paper, is to use the data to inform the prior. O’Hagan (1995) proposed the *fractional* Bayes factor, which uses a fraction  $b = m_0/n$  of the entire likelihood to construct a prior, where  $m_0$  is the size of the minimal training sample and  $n$  is the sample size. Böing-Messing and Mulder (2018) developed a fractional Bayes factor for testing the (in)equality of several population variances. Here, we compare our proposed default Bayes factor to their fractional Bayes factor.

Since the likelihood is the same, the key difference between the two Bayes factors is in their respective prior specification. As we are concerned with hypotheses that can feature both inequality and equality constraints, we need to introduce additional notation. Let  $\mathcal{H}_r$  denote a hypothesis with  $q_r^E$  equality and  $q_r^I$  inequality constraints on  $K$  population variances, such that there are  $J_r = K - q_r^E$  unique variances  $\vec{\sigma}_r^2 = (\sigma_1^2, \dots, \sigma_{J_r}^2)$ . Further, let  $K_j$  be the number of populations sharing the unique variance  $\sigma_j^2$ , and  $n_{jk}$  be the sample size of the  $k^{\text{th}}$  population sharing the unique variance  $\sigma_j^2$ . Böing-Messing and Mulder (2018) use population-specific fractions given by  $b_{jk} = 2/n_{jk}$ , where  $m_0 = 2$  is the minimal training sample size for the automatic prior to be proper; it is in this sense that their Bayes factor relies on minimal prior information. They calculate the marginal likelihood for hypothesis  $\mathcal{H}_r$  as:

$$p(y^{[K]} | \mathcal{H}_r) = \frac{\int_{\Omega_t} \int_{\mathbb{R}^K} f(y^{[K]}; \boldsymbol{\mu}, \vec{\sigma}_r^2) \pi(\boldsymbol{\mu}, \vec{\sigma}_r^2) d\boldsymbol{\mu} d\vec{\sigma}_r^2}{\int_{\Omega_t^a} \int_{\mathbb{R}^K} f(y^{[K]}; \boldsymbol{\mu}, \vec{\sigma}_r^2) \mathbf{b} \pi(\boldsymbol{\mu}, \vec{\sigma}_r^2) d\boldsymbol{\mu} d\vec{\sigma}_r^2} , \quad (25)$$

where  $\mathbf{b}$  is the vector of population-specific fractions,  $\pi(\boldsymbol{\mu}, \vec{\sigma}_r^2) \propto \prod_{i=1}^{J_r} \sigma_i^{-2}$  is the Jeffreys prior,  $\Omega_t$  specifies the region of integration depending on the inequality constraints in  $\mathcal{H}_t$ , and  $\Omega_t^a$  is the adjusted integration region given by:

$$\Omega_t^a = \left\{ \vec{\sigma}_r^2 : \mathbf{R}^I [a_1 \sigma_1^2 \dots a_{J_r} \sigma_{J_r}^2] > \vec{0} \right\} , \quad (26)$$

where  $\mathbf{R}^I$  encodes the inequality constraints among the  $J_r$  unique variances, and where  $a_j = K_j/2 \sum_{k=1}^{K_j} \left(1 - \frac{s_{jk}^2}{n_{jk}}\right)$ . Böing-Messing and Mulder (2018) show that this setup leads to the following

expression for the marginal likelihood of  $\mathcal{H}_r$ :

$$\begin{aligned}
p(y^{[K]} | \mathcal{H}_r) = & \frac{\int_{\Omega_r} \prod_{j=1}^{J_r} \text{Inv-Gamma} \left( \sigma_j^2; \frac{\sum_{k=1}^{K_j} n_{jk} - K_j}{2}, \frac{\sum_{k=1}^{K_j} (n_{jk} - 1) s_{jk}^2}{2} \right) d\sigma_j^2}{\int_{\Omega_r} \prod_{j=1}^{J_r} \text{Inv-Gamma} \left( \frac{K_j}{\sum_{k=1}^{K_j} \left( 2 - \frac{1}{n_{jk}} \right) s_{jk}^2} \sigma_j^2; \frac{K_j}{2}, \frac{K_j}{2} \right) d\sigma_j^2} \pi^{-\frac{-\sum_{j=1}^{J_r} \sum_{k=1}^{K_j} (n_{jk} - 2)}{2}} \\
& \left( \prod_{j=1}^{J_r} \prod_{k=1}^{K_j} \left( \frac{n_{jk}}{2} \right)^{\frac{1}{2}} \right) \prod_{j=1}^{J_r} \frac{\Gamma \left( \frac{\sum_{k=1}^{K_j} n_{jk} - K_j}{2} \right) \left( \sum_{k=1}^{K_j} \left( 2 - \frac{1}{n_{jk}} \right) s_{jk}^2 \right)^{\frac{K_j}{2}}}{\Gamma \left( \frac{K_j}{2} \right) \left( \sum_{k=1}^{K_j} (n_{jk} - 1) s_{jk}^2 \right)^{\frac{\sum_{k=1}^{K_j} n_{jk} - K_j}{2}}}, \quad (27)
\end{aligned}$$

where  $\text{Inv-Gamma}(x; \alpha, \beta)$  is the density of the inverse Gamma distribution, and the ratio of the two integrals gives the probability that the constraints hold in the posterior divided by the probability that they hold in the prior. This ratio equals 1 when testing hypotheses without order-constraints, i.e.,  $\Omega_t^\alpha = \Omega_t$ . From Equation (27) it follows that the prior distribution assigned to  $\sigma_j^2$  under hypothesis  $\mathcal{H}_r$  is given by:

$$\sigma_j^2 \sim \text{Inv-Gamma} \left( \frac{K_j}{2}, \frac{\sum_{k=1}^{K_j} \left( 2 - \frac{1}{n_{jk}} \right) s_{jk}^2}{2} \right),$$

where  $n_{jk}$  and  $s_{jk}^2$  are the sample size and the sum of squares of the  $k^{\text{th}}$  group sharing population variance  $\sigma_j^2$ . Note that, in contrast to our proposed default prior, the prior for the fractional Bayes factor proposed by Böing-Messing and Mulder (2018) depends on the data. Similarly, our prior specification results in a joint distribution on  $\boldsymbol{\sigma}^2$  that cannot be factorized, that is, it results in a dependent prior, where the dependency is created through the weights  $\vec{\vartheta}$ . The prior specification by Böing-Messing and Mulder (2018) induces a Dirichlet prior on  $\vec{\vartheta}$  with  $u = K_j/2$  and a non-standard prior on  $\bar{\tau}$  (it follows a Gamma distribution if and only if all sample sizes and sum of squares are equal). Figure 3 shows our default Bayes factor and the fractional Bayes factor for  $K = 2$ , sample sizes  $n := n_1 = n_2 \in [5, \dots, 200]$ , and different values of  $\phi = \{1, 1.2, 1.3, 1.4, 1.5\}$ . While our proposed default Bayes factor and the fractional Bayes factor differ, they show very similar results for  $u = 1/2$ .

There an interesting discrepancy between the two Bayes factors when testing directed hypotheses. In case there is overwhelming evidence for the hypothesis that  $\mathcal{H}_r : \sigma_1^2 > \dots > \sigma_K^2$ , the Bayes factor in favor of it over  $\mathcal{H}_1 : \sigma_1^2 \neq \dots \neq \sigma_K^2$  reaches the bound  $K!$ . However, in case there are the same  $J$  equalities in both hypotheses, the fractional Bayes factor does not reach the bound of  $(K - J)!$ , while our proposed default Bayes factor does. This is because Böing-Messing and Mulder (2018) set  $b_{jk} = 2/n_{jk}$  for all groups. While this is desirable in the sense that one thus uses the same ‘minimal’ amount of information under each hypothesis, this results in a different shape parameter of the inverse gamma prior distribution, and the bound is therefore not reached, which can be considered a shortcoming of the fractional Bayes factor.

## 5 Practical Examples

In the following sections we apply our proposed Bayes factor test on a number of examples.

### 5.1 Sex Differences in Personality

There is a rich history of research and theory about differences in variability between men and women, going back at least to Charles Darwin (Darwin, 1871). Borkenau et al. (2013)

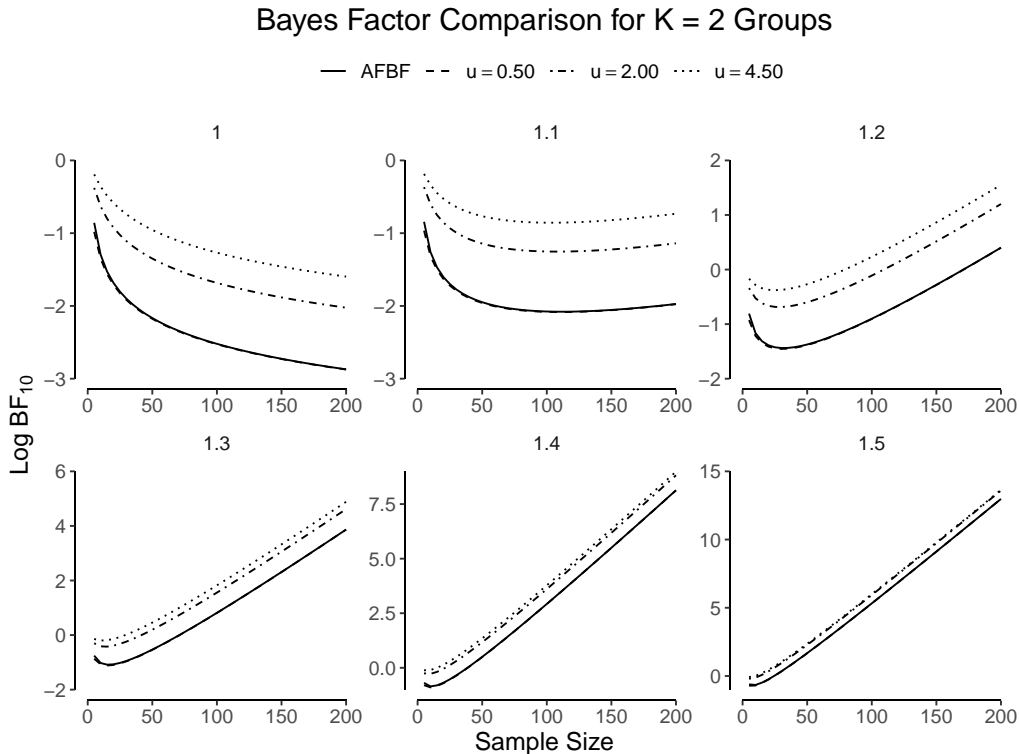


Figure 3: Comparison of the Bayes factor proposed by Böing-Messing and Mulder (2018) and our Bayes factor for  $K = 2$  groups as a function of  $n := n_1 = n_2$ , prior specification  $u := u_1 = u_2$ , and effect size  $\phi = \{1, 1.1, 1.2, 1.3, 1.4, 1.5\}$ .

studied whether men and women differ in the variability of personality traits. Here, we focus on peer-rated conscientiousness in Estonian women and men ( $s_f^2 = 15.6$ ,  $s_m^2 = 19.9$ ,  $n_f = 969$ ,  $n_m = 716$ ). The left panel in Figure 4 visualizes the raw data, and the middle panel shows the prior (using  $u = 1/2$ ) and the posterior distribution for the effect size  $\phi$ . The default Bayes factor yields  $\text{BF}_{10} = 12.98$  in favor of a difference in variance, and the right panel shows a sensitivity analysis to the specification of  $u$  in the default Bayes factor (note that the  $x$ -axis scale is  $1/u$ ); as expected, a smaller value of  $u$  corresponds to a wider prior of  $\phi$  under  $\mathcal{H}_1$  and decreases the predictive performance of  $\mathcal{H}_1$  compared to  $\mathcal{H}_0$ . Nevertheless, across the range of  $u$  visualized in Figure 4, there is strong evidence that Estonian men show larger variability in conscientiousness than Estonian women.

## 5.2 Testing Against a Single Value

Polychlorinated biphenyls (PCB), which are used in the manufacture of large electrical transformers and capacitors, are hazardous contaminants when released into the environment. Suppose that the Environmental Protection Agency is testing a new device for measuring PCB concentration (in parts per million) in fish, requiring that the instrument yields a variance of less than 0.10 (a standard deviation  $\sigma_0 \leq 0.32$ ), thus  $\phi > 1$ . This suggests the use of a directed Bayes factor. Seven PCB readings on the same sample of fish are subsequently performed, yielding a sample standard deviation of  $s = 0.22$  and a sample effect size of  $\hat{\phi} = \frac{\sigma_0}{s} = 1.42$  (see Mendenhall & Sincich, 2016, p. 420). We compare the following hypotheses

$$\begin{aligned} \mathcal{H}_0 &: \phi = 1 \\ \mathcal{H}_+ &: \phi > 1, \end{aligned}$$

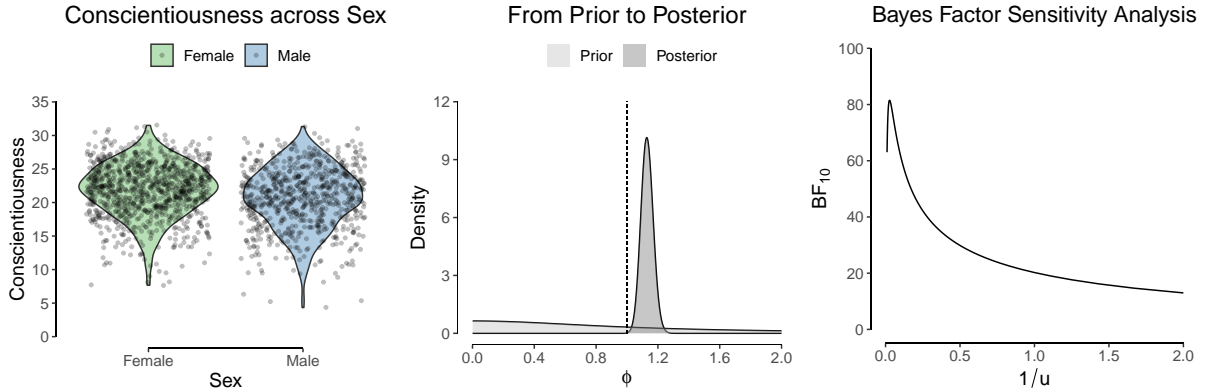


Figure 4: Left: Peer-rated conscientiousness of Estonian men and women. Middle: Prior and posterior of  $\phi$  (with  $u = 1/2$ ). Right: Bayes factor sensitivity analysis for  $u \in [1/2, 100]$ .

which yields  $\text{BF}_{+0} = 0.51$  for the default value  $u = 1/2$ , a value slightly higher than for an undirected test,  $\text{BF}_{10} = 0.41$ . To illustrate prior elicitation, assume that the makers of the new device are highly confident, assigning 50% probability to the outcome that the new device reduces the required standard deviation at least by half. Defining  $\phi = \frac{\sigma_0}{\sigma_{\text{device}}}$ , this formally translates into  $\pi(\phi \in [2, \infty]) = 1/2$ , which is fulfilled by a (truncated) prior with  $u = 2.16$ . Using this prior specification results in  $\text{BF}_{+0} = 0.83$ .

### 5.3 Comparing Measurement Precision

In paleoanthropology, researchers study the anatomical development of modern humans. An important problem in this area is to adequately reconstruct excavated skulls. Sholts et al. (2011) compared the precision of coordinate measurements of different landmark types on human crania using a 3D laser scanner and a 3D digitizer. They reconstructed five excavated skulls and found — for landmarks of Type III, that is, the smooth part of the forehead above and between the eyebrows — an average (across skulls) standard deviation of 0.98 for the Digitizer ( $n_1 = 990$ ) and an average standard deviation of 0.89 for the Laser ( $n_2 = 990$ ). We define  $\phi = \frac{\sigma_{\text{Digitizer}}}{\sigma_{\text{Laser}}}$  and observe that the sample effect size is 1.10. We demonstrate two tests. First, we test whether the Laser has a lower standard deviation than the Digitizer, writing:

$$\begin{aligned} \mathcal{H}_0 &: \phi = 1 \\ \mathcal{H}_+ &: \phi > 1 . \end{aligned}$$

The default Bayes factor in favor of  $\mathcal{H}_1$  is  $\text{BF}_{+0} = 4.93$  — about double the undirected Bayes factor  $\text{BF}_{+0} = 2.47$  — indicating moderate evidence for the hypothesis that a 3D Laser is a more precise tool for measuring Type III landmarks on the excavated human skull compared to a 3D Digitizer. Second, in this specific scenario, a researcher might treat the Digitizer as being equally as precise as the Laser when its standard deviation differs by a maximum of 10%. She might then choose to compare the following non-overlapping hypotheses:

$$\begin{aligned} \mathcal{H}'_0 &: \phi \in [0.90, 1.10] \\ \mathcal{H}'_+ &: \phi > 1.10 . \end{aligned}$$

The Bayes factor with  $u = 1/2$  in favor of  $\mathcal{H}'_0$  is  $\text{BF}'_{0+} = 7.03$ , indicating moderate support for the hypothesis that the Laser and the Digitizer have about equal performance. In general, we recommend researchers use the default Bayes factor unless substantive prior knowledge or particular circumstances justify a different test.

## 5.4 The “Standardization” Hypothesis in Archeology

Economic growth encourages increased specialization in the production of goods, which leads to the “standardization” hypothesis: increased production of an item would lead to it becoming more uniform. Kvamme et al. (1996) sought to test this hypothesis by studying chupa-pots, a type of earthenware produced by three different Philippine communities: the *Dangtalan*, where ceramics are primarily made for household use; the *Dalupa*, where ceramics are traded in a non-market based barter economy; and the *Paradijon*, which houses full-time pottery specialists that sell their ceramics to shopkeepers for sale to the general public. Thus, there is an increased specialization across these three communities. Kvamme et al. (1996) use circumference, height, and aperture as measures for the chupa-pots; here, we focus on the latter two. The authors test whether the standard deviations across these three groups are different, comparing:

$$\begin{aligned}\mathcal{H}_0 &: \sigma_1 = \sigma_2 = \sigma_3 \\ \mathcal{H}_1 &: \sigma_1 \neq \sigma_2 \neq \sigma_3 \ ,\end{aligned}$$

where  $\sigma_1$ ,  $\sigma_2$ , and  $\sigma_3$  correspond to the standard deviations of chupa-pots in the Dangtalan, Dalupa, and Paradijon communities, respectively. Since our Bayes factor test only requires summary statistics, we can test these hypotheses using the data from Table 4 in Kvamme et al. (1996). The authors observed  $n = 55$  pots from the Dangtalan community with a standard deviation in aperture of 12.74;  $n = 171$  pots from the Dalupa community with a standard deviation of 8.13; and  $n = 117$  pots from the Paradijon community with a standard deviation of 5.83. Using our default prior choice of  $u = 1/2$ , we find overwhelming evidence for a difference in the standard deviations of the aperture measurements,  $\log(\text{BF}_{10}) = 20$ . Note that we can formulate a stronger statistical hypothesis based on the substantive “standardization” hypothesis, namely that the standard deviations in aperture *increase* from the Paradijon to the Dangtalan community,  $\mathcal{H}_r : \sigma_1 > \sigma_2 > \sigma_3$ . This yields even stronger evidence,  $\log(\text{BF}_{r0}) = 21.80$ , such that the Bayes factor in favor of  $\mathcal{H}_r$  compared to  $\mathcal{H}_1$  is very close to its theoretical maximum,  $\text{BF}_{r1} = 5.98 \approx 3!$ . If we were to use height instead of aperture measurements of the pots, which yield standard deviations of 9.60, 7.23, and 7.81, respectively, the evidence in favor of  $\mathcal{H}_1$  and  $\mathcal{H}_r$  compared to  $\mathcal{H}_0$  would be much weaker,  $\text{BF}_{10} = 2.27$  and  $\text{BF}_{r0} = 2.87$ , respectively.

## 5.5 Increased Variability in Mathematical Ability

Aunola et al. (2004) find that the variance in mathematical ability increases across school grades. Using large-scale data from Math Garden, an online learning platform in the Netherlands (Brinkhuis et al., 2018), we assess the evidence for this hypothesis using our Bayes factor test. Math Garden assigns each pupil a rating, similar to an ELO score used in chess, and which increases if the pupil solves problems correctly. We have data from  $n = 41,801$  different pupils across school grades 3 – 8, which is visualized in the left panel of Figure 5. From grade 3 upwards, the standard deviations of the Math Garden ratings are 3.08, 3.69, 4.62, 4.97, 5.39, and 5.99, for respective sample sizes of 6,410, 9,395, 9,160, 7,549, 6,007, and 3,280. Following Aunola et al. (2004), we wish to compare the following three hypotheses:

$$\begin{aligned}\mathcal{H}_0 &: \sigma_i = \sigma_j \quad \forall(i, j) \\ \mathcal{H}_1 &: \sigma_i \neq \sigma_j \quad \forall(i, j) \\ \mathcal{H}_r &: \sigma_i > \sigma_j \quad \forall(i > j) \ .\end{aligned}$$

Using the default choice  $u = 1/2$ , we find overwhelming support in favor of a difference in the standard deviations,  $\log(\text{BF}_{10}) = 1660.53$ . As is suggested by the raw data visualized in the left panel of Figure 5, we also find overwhelming support for an increase in variability with increased school grade,  $\log(\text{BF}_{r0}) = 1667.11$ . The order-constrained hypothesis again strongly outperforms the unrestricted hypothesis, yielding evidence close to its theoretical maximum,

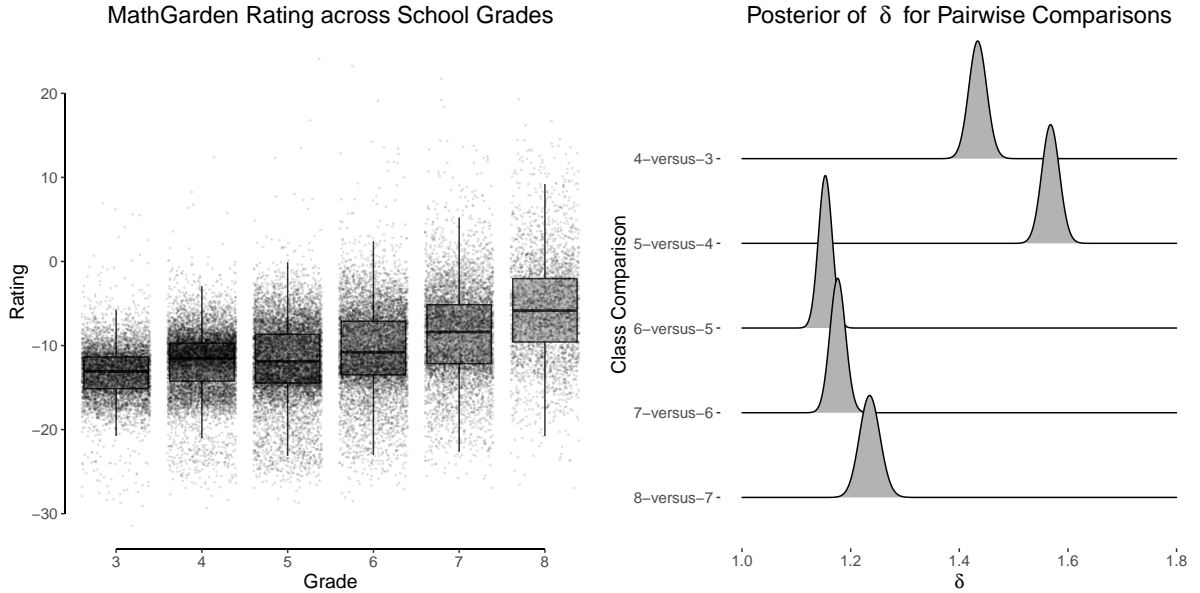


Figure 5: Left: Shows MathGarden rating scores across school grades. Right: Shows posterior of  $\phi$  for pairwise consecutive class comparisons. Virtually all probability mass is assigned to  $\phi > 1$ , implying that, indeed, the variance increases with every school grades.

$\text{BF}_{r_1} = 719.69 \approx 6!$ . The right panel in Figure 5 shows the posterior distribution of  $\phi$  for pairwise comparisons across school grades.

## 6 Conclusion

In this paper, we proposed a default Bayes factor test for assessing the (in)equality of several population variances and showed that it fulfills a number of desiderata for Bayesian model comparison (e.g., Consonni et al., 2018; Jeffreys, 1939; Ly et al., 2016a; Bayarri et al., 2012; Ly, 2018; Peña, 2018). In addition, we extended the Bayes factor test to cover the  $K - 1$ -sample case, non-overlapping interval nulls, and mixed restrictions for the  $K > 2$  case. The proposed procedure allows researchers to inform their statistical tests with prior knowledge. It also generalizes Jeffreys’s test for the agreement of two standard errors (Jeffreys, 1939, pp. 222-224); see Appendix A.

A limitation of the proposed methodology is that it assumes that the data follow a Gaussian distribution, which might not always be adequate in practical applications. A potential extension would be to use a  $t$ -distributions with a small number of degrees of freedom  $\nu \geq 3$ , so as to better accommodate outliers, and then test whether the scales of these  $t$ -distributions differ. Another future avenue is to allow for data from the same unit, that is, allow for correlated observations or dependent groups. Similarly, researchers may wish to not only compare specific (substantive) hypotheses, but instead test all possible equalities. This is an important yet difficult challenge since the number of equalities grows extremely quickly with the number of groups. Gopalan and Berry (1998) use a Dirichlet process prior on this large model space and use a stochastic search algorithm to estimate posterior probabilities for all possible equalities. We leave combining this approach with our default Bayes factor test for future work. For the present, we believe that our work provides an elegant Bayesian complement to popular classical tests for assessing the (in)equality of several independent population variances, ready for routine applications.

**Author Contributions.** FD and DvB proposed the study. They both worked out the initial derivations and proofs for the deterministic  $K = 2$  case with the help of AL. FD wrote the first draft of the manuscript and analyzed the data. FD developed the software package with the help of DvB. AL extended the results to the  $K \geq 2$  case and provided the proofs shown in Appendices B and C. FD, DvB, and AL wrote the manuscript. EJW provided detailed feedback on the manuscript and guidance throughout. All authors read and approved the submitted version of the paper. They also declare that there were no conflicts of interest.

**Acknowledgements.** The authors would like to thank Victor Peña for inspiring discussions on across-sample consistency and the editor Michele Guindani and two anonymous reviewers for their remarks on a previous version of the manuscript.

**Funding.** FD, DvB, EJW, and AL were supported by a Vici grant no. C.2523.0278.01.

## References

- Sholts, S. B., Flores, L., Walker, P. L., & Wärmländer, S. K. (2011). Comparison of coordinate measurement precision of different landmark types on human crania using a 3D laser scanner and a 3D digitiser: implications for applications of digital morphometrics. *International Journal of Osteoarchaeology*, *21*(5), 535–543.
- Paré, G., Cook, N. R., Ridker, P. M., & Chasman, D. I. (2010). On the use of variance per genotype as a tool to identify quantitative trait interaction effects: A report from the Women’s Genome Health Study. *PLoS Genetics*, *6*(6), e1000981.
- Kvamme, K. L., Stark, M. T., & Longacre, W. A. (1996). Alternative procedures for assessing standardization in ceramic assemblages. *American Antiquity*, *61*(1), 116–126.
- Saks, M. J., Hollinger, L. A., Wissler, R. L., Evans, D. L., & Hart, A. J. (1997). Reducing variability in civil jury awards. *Law and Human Behavior*, *21*(3), 243–256.
- Aunola, K., Leskinen, E., Lerkkanen, M.-K., & Nurmi, J.-E. (2004). Developmental Dynamics of Math Performance From Preschool to Grade 2. *Journal of Educational Psychology*, *96*(4), 699–713.
- Levene, H. Robust tests for equality of variances (I. Olkin, S. G. Ghurye, W. Hoeffding, W. G. Madow, & H. B. Mann, Eds.). In: *Contributions to Probability and Statistics. Essays in Honor of Harold Hotelling* (I. Olkin, S. G. Ghurye, W. Hoeffding, W. G. Madow, & H. B. Mann, Eds.). Ed. by Olkin, I., Ghurye, S. G., Hoeffding, W., Madow, W. G., & Mann, H. B. Stanford, California: Stanford University Press, 1961, pp. 279–292.
- Brown, M. B., & Forsythe, A. B. (1974). Robust tests for the equality of variances. *Journal of the American Statistical Association*, *69*(346), 364–367.
- Gastwirth, J. L., Gel, Y. R., & Miao, W. (2009). The impact of Levene’s test of equality of variances on statistical theory and practice. *Statistical Science*, *24*(3), 343–360.
- Morey, R. D., Romeijn, J.-W., & Rouder, J. N. (2016). The philosophy of Bayes factors and the quantification of statistical evidence. *Journal of Mathematical Psychology*, *72*, 6–18.
- O’Hagan, A., Buck, C. E., Daneshkhah, A., Eiser, J. R., Garthwaite, P. H., Jenkinson, D. J., Oakley, J. E., & Rakow, T. (2006). *Uncertain judgements: Eliciting Experts’ Probabilities*. John Wiley & Sons.
- Stefan, A. M., Gronau, Q. F., Schönbrodt, F. D., & Wagenmakers, E.-J. (2019). A tutorial on Bayes Factor Design Analysis using an informed prior. *Behavior Research Methods*, *51*(3), 1042–1058.
- Böing-Messing, F., & Mulder, J. (2018). Automatic Bayes factors for testing equality and inequality-constrained hypotheses on variances. *Psychometrika*, *83*(3), 1–32.
- Hooijtink, H., Klugkist, I., & Boelen, P. (2008). *Bayesian Evaluation of Informative Hypotheses*. New York, United States: Springer.



- Wasserstein, R. L., & Lazar, N. A. (2016). The ASA’s Statement on p-values: Context, process, and purpose. *The American Statistician*, *70*(2), 129–133.
- Consonni, G., Fouskakis, D., Liseo, B., Ntzoufras, I., et al. (2018). Prior distributions for objective Bayesian analysis. *Bayesian Analysis*, *13*(2), 627–679.
- Jeffreys, H. (1939). *Theory of Probability (1rd Ed.)* Oxford, UK: Oxford University Press.
- Ly, A., Verhagen, A. J., & Wagenmakers, E.-J. (2016a). Harold Jeffreys’s default Bayes factor hypothesis tests: Explanation, extension, and application in psychology. *Journal of Mathematical Psychology*, *72*, 19–32.
- Ly, A., Verhagen, A. J., & Wagenmakers, E.-J. (2016b). An evaluation of alternative methods for testing hypotheses, from the perspective of Harold Jeffreys. *Journal of Mathematical Psychology*, *72*, 43–55.
- Kass, R. E., & Raftery, A. E. (1995). Bayes factors. *Journal of the american statistical association*, *90*(430), 773–795.
- Hendriksen, A., de Heide, R., & Grünwald, P. (2021). Optional Stopping with Bayes Factors: A categorization and extension of folklore results, with an application to invariant situations. *Bayesian Analysis*, *16*(3), 961–989.
- Robert, C. P. (2016). The expected demise of the Bayes Factor. *Journal of Mathematical Psychology*, *72*, 33–37. <https://doi.org/http://dx.doi.org/10.1016/j.jmp.2015.08.002>
- Bayarri, M. J., Berger, J. O., Forte, A., & García-Donato, G. (2012). Criteria for Bayesian model choice with application to variable selection. *The Annals of Statistics*, *40*(3), 1550–1577.
- Johnson, V. E., & Rossell, D. (2010). On the use of non-local prior densities in Bayesian hypothesis tests. *Journal of the Royal Statistical Society: Series B (Statistical Methodology)*, *72*(2), 143–170.
- Jeffreys, H. (1961). *Theory of Probability (3rd Ed.)* Oxford, UK: Oxford University Press.
- Bahadur, R. R., & Bickel, P. J. (2009). An optimality property of Bayes’ test statistics. *Lecture Notes-Monograph Series*, *57*, 18–30.
- Ly, A. (2018). *Bayes Factors for Research Workers*. (Doctoral dissertation) [Retrieved from: <https://hdl.handle.net/11245.1/e601b852-1b29-407b-a276-1ccd2a2ed37b>]. University of Amsterdam.
- Peña, V. (2018). *Bayesian Model Uncertainty and Foundations*. (Doctoral dissertation) [Retrieved from <https://hdl.handle.net/10161/17494>]. Duke University.
- Ng, K. W., Tian, G.-L., & Tang, M.-L. (2011). Dirichlet and related distributions: Theory, methods and applications.
- Phillips, P. C. B. (1988). The characteristic function of the Dirichlet and multivariate F distributions. *Cowles Foudation for Research in Econonmics*, 1–17.
- Abramowitz, M., & Stegun. (1972). *Handbook of Mathematical Functions With Formulas, Graphs and Mathematical Tables* (Vol. 55). New York, United States: Dover publications.
- Ly, A., & Wagenmakers, E.-J. (2021). Bayes factors for peri-null hypotheses. *arXiv preprint arXiv:2102.07162*.
- Morey, R. D., & Rouder, J. N. (2011). Bayes factor approaches for testing interval null hypotheses. *Psychological Methods*, *16*(4), 406–419.
- Berger, J. O., & Delampady, M. (1987). Testing precise hypotheses. *Statistical Science*, 317–335.
- Rousseau, J. Approximating interval hypothesis: p-values and Bayes factors (J. Bernardo, M. J. Bayarri, J. O. Berger, A. P. Dawid, D. Heckerman, A. Smith, & M. West, Eds.). In: *Bayesian Statistics 8: Proceedings of the Eighth Valencia International Meeting June 2–6, 2006* (J. Bernardo, M. J. Bayarri, J. O. Berger, A. P. Dawid, D. Heckerman, A. Smith, & M. West, Eds.). Ed. by Bernardo, J., Bayarri, M. J., Berger, J. O., Dawid, A. P., Heckerman, D., Smith, A., & West, M. Vol. 8. Oxford University Press, 2007, pp. 417–452.
- Klugkist, I., Kato, B., & Hoijtink, H. (2005). Bayesian model selection using encompassing priors. *Statistica Neerlandica*, *59*(1), 57–69.

- Meng, X.-L., & Wong, W. H. (1996). Simulating ratios of normalizing constants via a simple identity: A theoretical exploration. *Statistica Sinica*, 831–860.
- Gronau, Q. F., Sarafoglou, A., Matzke, D., Ly, A., Boehm, U., Marsman, M., Leslie, D. S., Forster, J. J., Wagenmakers, E.-J., & Steingroever, H. (2017). A tutorial on bridge sampling. *Journal of Mathematical Psychology*, 81, 80–97.
- O’Hagan, A. (1995). Fractional Bayes factors for model comparison. *Journal of the Royal Statistical Society: Series B (Methodological)*, 57(1), 99–118.
- Darwin, C. (1871). *The Descent of Man, and Selection in Relation to Sex*. London, UK: John Murray.
- Borkenau, P., Hřebíčková, M., Kuppens, P., Realo, A., & Allik, J. (2013). Sex differences in variability in personality: A study in four samples. *Journal of Personality*, 81(1), 49–60.
- Mendenhall, W. M., & Sincich, T. L. (2016). *Statistics for Engineering and the Sciences (6th Edition)*. Chapman; Hall/CRC.
- Brinkhuis, M. J., Savi, A. O., Hofman, A. D., Coomans, F., van der Maas, H. L., & Maris, G. (2018). Learning as It Happens: A Decade of Analyzing and Shaping a Large-Scale Online Learning System. *Journal of Learning Analytics*, 5(2), 29–46.
- Gopalan, R., & Berry, D. A. (1998). Bayesian multiple comparisons using Dirichlet process priors. *Journal of the American Statistical Association*, 93(443), 1130–1139.
- Lauricella, G. (1893). Sulle funzioni ipergeometriche a piu variabili. *Rendiconti del Circolo Matematico di Palermo*, 7(1), 111–158.

## A Jeffreys's Bayes Factor for the Agreement of Two Standard Errors

Our work was inspired by Jeffreys (1939, pp. 222-224), who developed a test for the “agreement of two standard errors”. Specifically, let  $\sigma_1$  and  $\sigma_2$  be the standard errors for the two groups, respectively. Jeffreys estimates the standard errors by the expectation of the respective sum of squares,  $(n_1 - 1)\sigma_1^2$  and  $(n_2 - 1)\sigma_2^2$ , where  $n_1$  and  $n_2$  are the respective sample sizes. Under the null hypothesis, the expectations are pooled such that  $\lambda = (n_1 + n_2 - 2)\sigma_1^2$ , where  $\sigma_1^2 = \sigma_2^2$ . Under the alternative hypothesis, we have  $\lambda = (n_1 - 1)\sigma_1^2 + (n_2 - 1)\sigma_2^2$ , which can be written as a mixture such that  $(n_1 - 1)\sigma_1^2 = \vartheta\lambda$  and  $(n_2 - 1)\sigma_2^2 = (1 - \vartheta)\lambda$ . Because  $\lambda$  is common to both models, we can assign it an improper prior and integrate it out. The test-relevant parameter is  $\vartheta \in [0, 1]$ , which Jeffreys assigns a uniform prior. After Laplace-approximating the integral under the alternative, Jeffreys arrives at the (approximate) Bayes factor:

$$\text{BF}_{01}^J = \frac{(N - 2)^{3/2}}{2\sqrt{\pi(n_1 - 1)(n_2 - 1)}} \exp\left(2\frac{n_2 - n_1}{N - 2}z - \frac{(n_1 - 1)(n_2 - 1)}{N - 2}z^2\right), \quad (28)$$

where  $N = n_1 + n_2$  and  $z = \log\left(\frac{s_1}{s_2}\right)$ , and where  $s_1$  and  $s_2$  are the sample standard deviations.

As a side note, we first attempted a parameterization that, unbeknownst to us, Jeffreys substituted for his 1939 averaging idea in the third edition of the *Theory of Probability* (Jeffreys, 1961):  $\sigma_1^2 = \sigma_2^2 e^\xi$ . We abandoned this idea because we could not generalize it to  $K > 2$  groups and instead adopted Jeffreys's original averaging idea.

Figure 6 shows that our Bayes factor with  $u = 1$  matches Jeffreys's 1939 Bayes factor very closely, as is expected from the uniform prior on  $\vartheta$ . The error is due to his approximate solution. For completeness, we also show Jeffreys's 1961 Bayes factor, which is not limit consistent. It strikes us as a curiosity that Jeffreys would develop a test for the standard error instead of the population variance. Since the standard error decreases with the (square root of) the sample size, applying Jeffreys's test to data of unequal group sizes confounds the result (if we were to take his test as a test concerning equality of variances). Formally, both Bayes factors Jeffreys derived are not limit consistent because if we gather infinite data for only one group, the Bayes factor in favor of  $\mathcal{H}_1$  will go to infinity instead of converging to a bound (Ly, 2018, ch. 6). For our Bayes factor, we adopt Jeffreys's averaging idea to parameterize the problem, but we focus on the population precisions instead of the standard errors.

## B Derivation of the proposed Bayes factor

### B.1 Integrating out the nuisance parameters

Let  $Y_{ji} \stackrel{\text{iid}}{\sim} \mathcal{N}(\mu_j, \tau_j^{-1})$ , where  $i = 1, 2, \dots, n_j$  and  $j \in [K]$ . For both the null and the alternative models we integrate the nuisance parameters  $\mu_j$ s out with respect to the right Haar priors  $\mu_j \propto 1$ . This implies that for the observations  $y^{\{j\}}$  from the  $j$ th group consisting of  $n_j$  observations the likelihood function is

$$f(y^{\{j\}} | \tau_j) := \int f(y^{\{j\}} | \mu_j, \tau_j) \pi(\mu_j) d\mu_j, \quad (29)$$

$$= (2\pi)^{-\frac{n_j}{2}} \tau_j^{\frac{n_j}{2}} \exp\left(-\frac{1}{2}\nu_j s_j^2 \tau_j\right) \int \exp\left(-\frac{n}{2}\tau_j(\bar{y}_j - \mu_j)^2\right) d\mu_j, \quad (30)$$

$$= (2\pi)^{-\frac{\nu_j}{2}} n_j^{-\frac{1}{2}} \tau_j^{\frac{\nu_j}{2}} \exp\left(-\frac{1}{2}\nu_j s_j^2 \tau_j\right). \quad (31)$$

## Bayes Factor Comparison with Jeffreys

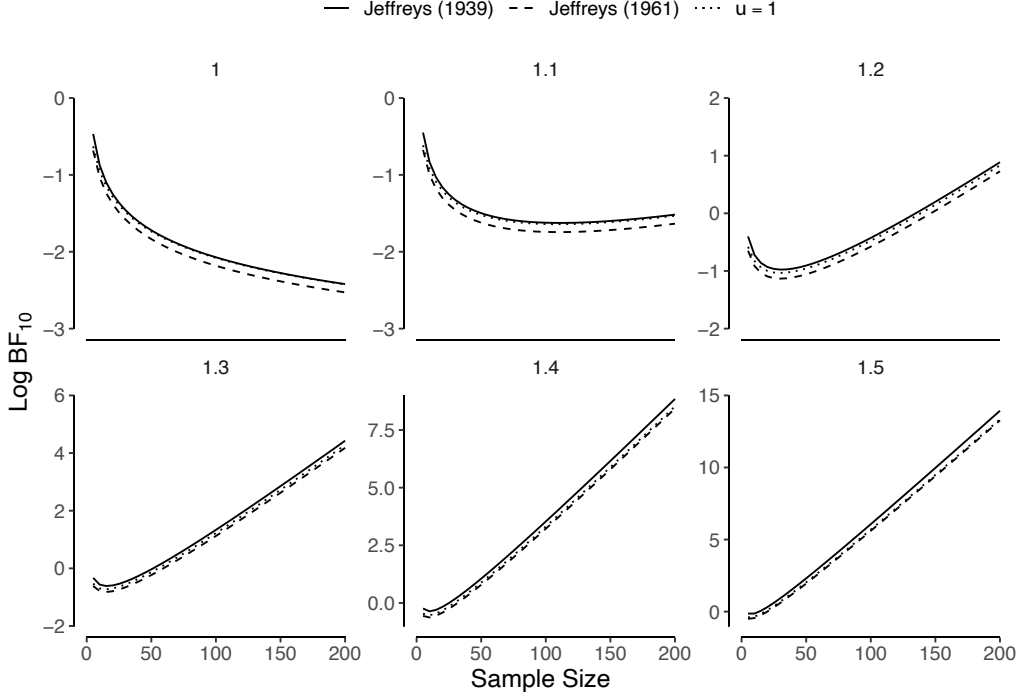


Figure 6: Comparison of the Bayes factor proposed by Jeffreys (1939) and our Bayes factor with  $u = 1$  for  $K = 2$  groups as a function of the sample size and the effect size  $\phi = \{1, 1.1, 1.2, 1.3, 1.4, 1.5\}$ .

For data from the  $K$  samples combined, i.e.,  $y^{[K]}$ , and the parametrisation  $\tau_j = \vartheta_j \bar{\tau} K$  this yields

$$f(y^{[K]} | \vec{\vartheta}, \bar{\tau}) = (2^{-1}K)^{-\frac{\nu_+}{2}} C(n) \left[ \prod_{j=1}^K \vartheta_j^{\frac{\nu_j}{2}} \right] \bar{\tau}^{\frac{\nu_+}{2}} \exp \left( -2^{-1}K\bar{\tau} \sum_{j=1}^K \vartheta_j \nu_j s_j^2 \right), \quad (32)$$

where  $C(n) = (2\pi)^{-\nu_+/2} (n_1 \dots n_K)^{1/2}$  and  $\nu_+ = \sum_{j=1}^K \nu_j$ . A natural prior on the nuisance parameter  $\bar{\tau}$  is  $\pi(\bar{\tau}) \propto \bar{\tau}^{-1}$  and a standard gamma integral leads to the marginalized likelihood

$$\tilde{h}(y^{[K]} | \vec{\vartheta}) = \int f(y^{[K]} | \vec{\vartheta}, \bar{\tau}) \pi(\bar{\tau}) d\bar{\tau} = C(n) \Gamma\left(\frac{\nu_+}{2}\right) \left[ \prod_{j=1}^K \vartheta_j^{\frac{\nu_j}{2}} \right] \left( \sum_{j=1}^K \vartheta_j \nu_j s_j^2 \right)^{-\frac{\nu_+}{2}}. \quad (33)$$

Since  $\vartheta_j > 0$  and  $\sum_{j=1}^K \vartheta_j = 1$  the vector  $\boldsymbol{\vartheta} := (\vartheta_1, \dots, \vartheta_K)$  can be fully described by  $K - 1$  free parameters. Any  $\vartheta_j$  can be singled out in the following, but for concreteness, we do so for the  $K$ th one. To rewrite the marginalized likelihood  $\tilde{h}(y^{[K]} | \vec{\vartheta})$  in terms of the  $K - 1$  proportions  $\vartheta$ , note that

$$\sum_{j=1}^K \vartheta_j \nu_j s_j^2 = \vartheta_1 \nu_1 s_1^2 + \vartheta_2 \nu_2 s_2^2 + \dots + \vartheta_{K-1} \nu_{K-1} s_{K-1}^2 + \left(1 - \sum_{j=1}^{K-1} \vartheta_j\right) \nu_K s_K^2 \quad (34)$$

$$= \nu_K s_K^2 - \sum_{j=1}^{K-1} [\nu_K s_K^2 - \nu_j s_j^2] \vartheta_j, \quad (35)$$

which implies that

$$\left( \sum_{j=1}^K \vartheta_j \nu_j s_j^2 \right)^{-\frac{\nu_+}{2}} = (\nu_K s_K^2)^{-\frac{\nu_+}{2}} \left( 1 - \sum_{j=1}^{K-1} \left[ 1 - \frac{\nu_j s_j^2}{\nu_K s_K^2} \right] \vartheta_j \right)^{-\frac{\nu_+}{2}}. \quad (36)$$

This leads to

$$\tilde{h}(y^{[K]} | \vec{\vartheta}) = C(n) \Gamma\left(\frac{\nu_+}{2}\right) (\nu_K s_K^2)^{-\frac{\nu_+}{2}} \left[ \prod_{j=1}^K \vartheta_j^{\frac{\nu_j}{2}} \right] \left( 1 - \sum_{j=1}^{K-1} \left[ 1 - \frac{\nu_j s_j^2}{\nu_K s_K^2} \right] \vartheta_j \right)^{-\frac{\nu_+}{2}}, \quad (37)$$

which will be used to derive desiderata on the prior on the test relevant parameters. To highlight the fact that  $\vec{\vartheta}$  is effectively  $K - 1$  dimensional, we can replace  $\left[ \prod_{j=1}^K \vartheta_j^{\frac{\nu_j}{2}} \right] = \left[ \prod_{j=1}^{K-1} \vartheta_j^{\frac{\nu_j}{2}} \right] (1 - \vec{\vartheta}_+)^{\frac{\nu_K}{2}}$ , where  $\vec{\vartheta}_+ := \sum_{j=1}^{K-1} \vartheta_j$ .

## B.2 Deriving the proposed Bayes factors

The marginalized likelihood fully specifies the marginal likelihood of the null, as the plugin  $\vartheta_j = 1/K$  yields

$$p(y^{[K]} | \mathcal{M}_0) = C(n) \Gamma\left(\frac{\nu_+}{2}\right) (\nu_K s_K^2)^{-\frac{\nu_+}{2}} \left( 1 + \sum_{j=1}^{K-1} \frac{\nu_j s_j^2}{\nu_K s_K^2} \right)^{-\frac{\nu_+}{2}}. \quad (38)$$

We let  $h(y^{[K]} | \vec{\vartheta}) = \frac{\tilde{h}(y^{[K]} | \vec{\vartheta})}{\tilde{h}(y^{[K]} | \vec{\vartheta} = \frac{1}{K})}$  be the reduced likelihood, see Eq. (6), and the Bayes factor is then

$$\text{BF}_{10}(y^{[K]}) = \left( 1 + \sum_{j=1}^{K-1} \frac{\nu_j s_j^2}{\nu_K s_K^2} \right)^{\frac{\nu_+}{2}} \quad (39)$$

$$\times \int \left[ \prod_{j=1}^{K-1} \vartheta_j^{\frac{\nu_j}{2}} \right] (1 - \vec{\vartheta}_+)^{\frac{\nu_K}{2}} \left( 1 - \sum_{j=1}^{K-1} \left[ 1 - \frac{\nu_j s_j^2}{\nu_K s_K^2} \right] \vartheta_j \right)^{-\frac{\nu_+}{2}} \pi_1(\vec{\vartheta}) d\vec{\vartheta}, \quad (40)$$

where  $\vec{\vartheta} \in \mathbb{R}^{K-1}$ , and the integral is over the  $K - 1$  simplex. A natural prior for  $\vec{\vartheta}$  would be a Dirichlet prior with hyperparameters  $\mathbf{u}$ , where  $\mathbf{u} = (u_1, \dots, u_{K-1}, u_K)$  with non-negative components. For  $\nu_j \geq 1$  for all  $j \in [K]$  and by definition of the multivariate integral representation of the type D Lauricella function of  $K - 1$  variables (Lauricella, 1893), this Bayes factor is analytic and given by

$$\text{BF}_{10}(y^{[K]}) = \frac{\mathcal{B}\left(\frac{\vec{\nu}}{2} + \vec{u}\right)}{\mathcal{B}(\vec{u})} \left( 1 + \sum_{j=1}^{K-1} \frac{\nu_j s_j^2}{\nu_K s_K^2} \right)^{\frac{\nu_+}{2}} F_D\left(\frac{\nu_+}{2}; \frac{\vec{\nu}}{2} + \vec{u}; \frac{\nu_+}{2} + u_+; \vec{1} - \frac{\vec{\nu} s^2}{\nu_K s_K^2}\right) \quad (41)$$

where  $\mathcal{B}(\vec{u}) = \frac{\Gamma(u_1) \dots \Gamma(u_K)}{\Gamma(u_+)}$  is the multivariate beta function,  $\vec{1} = (1, \dots, 1) \in \mathbb{R}^{K-1}$  and where  $\vec{\nu} s^2 = (\nu_1 s_1^2, \dots, \nu_{K-1} s_{K-1}^2)$  is the  $K - 1$  vector of sums of squares.

## B.3 Default approach to non-overlapping Bayes factors

Note that non-overlapping hypotheses can also be expressed in terms of the location parameter  $\delta = -\log\left(\frac{\vartheta}{1-\vartheta}\right) \in \mathbb{R}$ , which transforms the point null hypothesis  $\mathcal{H}_0 : \vartheta = 1/2$  to  $\mathcal{H}_0 : \delta = 0$  yielding a comparison between

$$\check{\mathcal{H}}_0 : |\delta| < \epsilon \text{ and } \check{\mathcal{H}}_1 : |\delta| > \epsilon, \quad (42)$$

where  $\epsilon$  defines the half width of the null-region. Berger and Delampady (1987) showed that for the location problem  $\bar{X} \sim \mathcal{N}(\delta, \sigma^2/n)$  with a unimodal and symmetric prior, and  $\epsilon \leq \frac{\sigma}{2\sqrt{n}}$ , the standard (point null) Bayes factor characterizes the behavior of the null-region Bayes factor comparing  $\mathcal{H}_1$  to  $\mathcal{H}_0$  with the priors truncated accordingly.

Note that the prior  $\vartheta \sim \text{Beta}(u, u)$  underlying Eq. (19) induces a type III generalized logistic distribution on  $\delta$  with density

$$\pi(\delta) = \frac{1}{\mathcal{B}(u, u)} e^{-\delta u} (1 + e^{-\delta})^{-2u}. \quad (43)$$

This prior is unimodal and symmetric around  $\mathcal{H}_0 : \delta = 0$ . In terms of  $\delta$  the marginalized likelihood  $\tilde{h}(y^{[K]} | \vartheta)$ , see appendix Eq. (36), is

$$\tilde{h}(y^{[K]} | \delta) \propto \exp(-ng(\delta)), \text{ where } g(\delta) \approx \frac{c}{2}\delta + \frac{1+c}{2} \log\left(1 + \frac{s_1^2}{s_2^2} c e^{-\delta}\right), \quad (44)$$

whenever  $n_1 = cn$  and  $n_2 = n$ . Sufficiently large  $n$  combined with a Taylor expansion of  $g(\delta)$  at its maximum point, that is, at  $\hat{\delta} = \log\left(\frac{s_1^2}{s_2^2}\right)$ , yields the approximation

$$\tilde{h}(y^{[K]} | \delta) \propto \exp\left(-\frac{nc}{4(1+c)}(\delta - \log(s_1^2/s_2^2))^2\right). \quad (45)$$

Hence, one way to take a null interval is by setting  $\epsilon \leq \frac{(1+c)}{\sqrt{nc}}$ . The resulting null-region Bayes factor will then behave similarly to Eq. (19).

## C Properties of the proposed Bayes factor

### C.1 Labelling Invariant

*Proof of labelling invariance, Theorem 3.1.* The goal is to show that the integral of the reduced likelihood times prior remains the same after applying the permutation  $\varrho$  that swaps the labels  $K$  for an arbitrary  $i \in [K-1]$ . For this integral to remain the same, it suffices to show that the reduced likelihood  $h(\mathbf{s}^2 | \vec{\vartheta})$  and its permuted version

$$h(\varrho(\mathbf{s}^2) | \vec{\vartheta}) = \left(1 + \frac{\nu_K s_K^2}{\nu_i s_i^2} + \sum_{j \in [K-1] \setminus \{i\}} \frac{\nu_j s_j^2}{\nu_i s_i^2}\right)^{\frac{\nu_+}{2}} \left[ \prod_{j \in [K-1] \setminus \{i\}} \vartheta_j^{\frac{\nu_j}{2}} \right] \quad (46)$$

$$\times \vartheta_i^{\frac{\nu_K}{2}} (1 - \vec{\vartheta}_+)^{\frac{\nu_i}{2}} \left(1 - \vec{\vartheta}_+ + \frac{\nu_K s_K^2}{\nu_i s_i^2} \vartheta_i + \sum_{j \in [K-1] \setminus \{i\}} \frac{\nu_j s_j^2}{\nu_i s_i^2} \vartheta_j\right)^{-\frac{\nu_+}{2}}, \quad (47)$$

are conditionally symmetric. This means that as a function of  $\vartheta_i$  with all other coordinates fixed, i.e.,  $\vartheta_j$  for  $j \in [K-1] \setminus \{i\}$ , the reduced likelihood and its permuted version are symmetric around  $\check{\vartheta}_{-i} := \frac{1}{2}(1 - \sum_{j \in [K-1] \setminus \{i\}} \vartheta_j)$ .

This can be shown by studying the functions  $g(x)$  and  $g_\varrho(-x)$ , where  $g(x)$  is the composition of  $x \mapsto \vartheta_i = \check{\vartheta}_{-i} + x$  and  $\vartheta_i \mapsto h(\mathbf{s}^2 | \vec{\vartheta})$ , whereas  $g_\varrho(-x)$  is the composition of  $x \mapsto \vartheta_i = \check{\vartheta}_{-i} - x$  and  $\vartheta_i \mapsto h(\varrho(\mathbf{s}^2) | \vec{\vartheta})$ . A straightforward, but tedious computation then shows that  $g(x) = g_\varrho(-x)$  for all  $x \in (0, \check{\vartheta}_{-i})$ . For the Bayes factor to be labelling invariant, we thus require the prior to be symmetric in the similar fashion. For the Dirichlet prior this implies  $u_i = u_K$ , and for this to hold for all pairs of permutations, we require  $u_j = u$  for all  $j \in [K]$ .  $\square$

### C.2 Predictive Matching

*Proof of predictive matching, Theorem 3.2.* Case (a) with  $n_1 = \dots = n_K = 1$  implies that  $\nu_1 s_1^2 = \dots = \nu_K s_K^2 = 0$  regardless of the data, which implies that the likelihood of the data

Eq. (32) is identical to the constant function 1, thus, independent of  $\vec{\tau}$  and  $\vec{\vartheta}$ . Viewing the prior  $\vec{\tau} \propto \vec{\tau}^{-1}$  on the nuisance parameter that appears in both the numerator and the denominator of the Bayes factor as a limit of  $\vec{\tau} \sim \Gamma(u, u)$  with  $u \downarrow 0$  shows that without loss of generality we can set the Bayes factor to 1, whenever  $\pi_1(\vec{\vartheta})$  is proper.

For case (b) and without loss of generality we consider the case with  $\nu_K = 1$  and  $\nu_j = 0$  for all  $j \in [K-1]$ . The reduced likelihood  $h(\mathbf{s}^2 | \vec{\vartheta})$  is then actually independent of  $s_K^2$ , as we then get

$$\text{BF}_{10}(\mathbf{s}^2) = \frac{\int (s_K^2)^{-\frac{1}{2}} (1 - \vec{\vartheta}_+)^{\frac{1}{2}} (1 - \vec{\vartheta}_+)^{-\frac{1}{2}} \pi_1(\vec{\vartheta}) d\vartheta}{(s_K^2)^{-\frac{1}{2}} \left(\frac{1}{K}\right)^{\frac{1}{2}} \left(1 - \frac{K-1}{K}\right)^{-\frac{1}{2}}} = \int \pi_1(\vec{\vartheta}) d\vec{\vartheta}. \quad (48)$$

Thus, for all data sets  $\mathbf{s}^2$  of insufficient size  $\text{BF}_{10}(\mathbf{s}^2) = 1$  whenever  $\pi_1(\vec{\vartheta})$  is proper.  $\square$

### C.3 Information Consistency

*Proof of information consistency, Theorem 3.3.* Assuming labelling invariance we can let the  $s_K^2$  with fixed  $n_K$  grow without loss of generality. For fixed  $\mathbf{n}$  the order of integral and limit can be interchanged and reveals that

$$\lim_{s_K^2 \rightarrow \infty} \text{BF}_{10}(\mathbf{s}^2) = \mathcal{B}(\mathbf{u})^{-1} \int \left( \prod_{j=1}^{K-1} \vartheta_j^{\frac{\nu_j}{2} + u_j - 1} \right) (1 - \vec{\vartheta}_+)^{\frac{\nu_K - \nu_+}{2} + u_K - 1} d\vec{\vartheta}. \quad (49)$$

The integrand becomes unbounded whenever  $u_K \leq \frac{\nu_+ - \nu_K}{2}$ . Recall that the minimal sample size has only two groups with two observations, say,  $\nu_1 = 1$  and  $\nu_K = 1$ . The requirement that  $\lim_{s_K^2 \rightarrow \infty} \text{BF}_{10}(\mathbf{s}^2)$  should already diverge at the minimal sample sizes implies that  $u_K \leq 1/2$ . By symmetry we require this for all  $u_j$  for  $j \in [K]$ .  $\square$

### C.4 Model selection consistency

For model selection consistency we note that the Bayes factor depends on the data via the statistic  $\vec{W} = (W_1, \dots, W_{K-1})$  with

$$W_j := \frac{\nu_j s_j^2}{\nu_K s_K^2} = \frac{\sigma_j^2 \nu_j}{\sigma_K^2 \nu_K} \frac{\left( \sum_{i=1}^{n_j} \frac{(Y_{ji} - \bar{Y}_j)^2}{\sigma_j^2} \right) / \nu_j}{\left( \sum_{i=1}^{n_K} \frac{(Y_{Ki} - \bar{Y}_K)^2}{\sigma_K^2} \right) / \nu_K} =: \frac{\sigma_j^2 \nu_j}{\sigma_K^2 \nu_K} X_j, \text{ for } j \in [K-1], \quad (50)$$

where  $X_j \sim F(\nu_j, \nu_K)$  is an  $F$ -distributed random variable with degrees of freedom  $\nu_j$  and  $\nu_K$  by virtue of the data being normally distributed.

Letting  $n_j := c_j n$  for  $c_j > 0$ ,  $j \in [K]$ , thus,  $c_K = 1$ , and  $\sigma_j^2 := \gamma_j \sigma_K^2$  where  $\gamma_j > 0$  for  $j \in [K]$ , thus,  $\gamma_K = 1$ , note that  $W_j \approx c_j \gamma_j X_j$  for  $n$  large. Observe that since  $X_j$  is  $F$ -distributed we know that

$$E(X_j) = \frac{n}{n-2} = 1 + \mathcal{O}(1/n) \text{ and } \text{Var}(X_j) = \frac{2n^2((1+c_j)n-2)}{c_j n(n-2)^2(n-4)} = \mathcal{O}(1/n). \quad (51)$$

Hence, Chebyshev's inequality can be applied to show that  $X_j - 1 = \mathcal{O}_P(n^{-1/2})$ . The intuition to use the continuous mapping theorem and the replacement  $\vec{X} = \vec{1} \in \mathbb{R}^{K-1}$  in  $\text{BF}_{10}$  forms the basis of the proof of Theorem 3.4. What needs taking care of is the dependence of the Bayes factor on  $n$ .

*Proof of model selection consistency, Theorem 3.4.* The proof relies on a Taylor approximation that holds with high probability and the subsequent asymptotic analysis of the Taylor terms. Key to this analysis is the large sample behavior of gamma functions. What is remarkable is that under the null the exponential growing terms cancelled out perfectly in all Taylor terms.

**Notation for partial derivatives** For the Taylor terms, we express the Bayes factor as follows  $\text{BF}_{10}(\mathbf{s}^2, n) = \frac{\mathcal{B}(\frac{n}{2}\mathbf{c}+\mathbf{u})}{\mathcal{B}(\mathbf{u})}b(\vec{X})G_D(\vec{X})$ , where with  $\vec{Z} \in \mathbb{R}^{K-1}$ ,  $Z_j = 1 - c_j\gamma_j X_j$ , the  $\vec{X}$ -dependent functions are

$$b(\vec{X}) := \left(1 + \sum_{j=1}^{K-1} c_j\gamma_j X_j\right)^{\frac{c_+}{2}n}, \quad (52)$$

$$G_D(\vec{X}) := F_D\left(\frac{c_+}{2}n; \frac{n}{2}\vec{c} + \vec{u}; \frac{c_+}{2}n + \mathbf{u}_+; \vec{Z}\right). \quad (53)$$

For the Taylor series we employ multi-index notation to describe Leibniz's product rule for partial derivatives. The idea is to identify a partial derivative to a  $K-1$ -dimensional vector of non-negative integers  $\vec{m} \in \mathbb{N}_0^{K-1}$ . Each  $m_j$  represents the multiplicity of partial derivative with respect to the variable  $x_j$ , thus,  $\partial^{\vec{m}}b(\vec{X}) := \frac{\partial^{\vec{m}_+}}{\prod_{j=1}^{K-1} \partial x_j^{m_j}}b(\vec{X})$  and more specifically

$$\partial^{\vec{m}}b(\vec{X}) = \left(\frac{c_+}{2}n\right)_{-\vec{m}_+} \left(\prod_{j=1}^{K-1} (c_j\gamma_j)^{m_j}\right) \left(1 + \sum_{j=1}^{K-1} c_j\gamma_j X_j\right)^{\frac{c_+}{2}n - \vec{m}_+}, \quad (54)$$

where  $(a)_{-l} := \Gamma(a+1)/\Gamma(a-l+1)$  denotes the falling factorial, e.g.,  $(a)_{-3} = a(a-1)(a-2)$  for  $a \in \mathbb{N}$ . It can be shown that  $(a)_{-l} = (-1)^l(-a)_l$  and that  $(a)_{-l}/l! = \binom{a}{l}$ . Note that  $b(\vec{X})$  also appears on the right-hand side. To simplify notation we write

$$\partial^{\vec{m}}b := \partial^{\vec{m}}b(\vec{X})\Big|_{\vec{X}=\vec{1}} = \langle \langle \mathbf{c}, \gamma \rangle \rangle^{\frac{c_+}{2}n} \frac{\left(\frac{c_+}{2}n\right)_{-\vec{m}_+} \left(\prod_{j=1}^{K-1} (c_j\gamma_j)^{m_j}\right)}{(\langle \mathbf{c}, \gamma \rangle)^{\vec{m}_+}}. \quad (55)$$

Note that the first order partial derivatives are described by the vectors  $\vec{m} = \vec{e}_k$  for  $k \in [K-1]$ .

Similarly, let  $\vec{l} \in \mathbb{N}_0^{K-1}$  with  $\vec{m} \preceq \vec{l}$ , that is,  $0 \leq m_j \leq l_j$  for  $j \in [K-1]$ , then  $\vec{r} = \vec{l} - \vec{m} \in \mathcal{N}_0^{K-1}$  can be thought of as the remaining multiplicities of  $\vec{l}$  once the partial derivatives are taken with multiplicities  $\vec{m}$ . This vector notation combined with differentiation under the integral sign shows that

$$\partial^{\vec{r}}G_D(\vec{X}) := \frac{\partial^{\vec{r}_+}}{\prod_{j=1}^{K-1} \partial x_j^{r_j}}G_D(\vec{X}), \quad (56)$$

$$= \left(-\frac{c_+}{2}n\right)_{-\vec{r}_+} \frac{\prod_{j=1}^{K-1} \binom{c_j}{2}^{r_j} (c_j\gamma_j)^{r_j}}{\left(\frac{c_+}{2}n + \mathbf{u}_+\right)_{\vec{r}_+}} \left(\prod_{j=1}^{K-1} (c_j\gamma_j)^{r_j}\right) G_{D,\vec{r}}(\vec{X}), \quad (57)$$

where, formally by Eq. (64) below,

$$\frac{\prod_{j=1}^{K-1} \binom{c_j}{2}^{r_j} (c_j\gamma_j)^{r_j}}{\left(\frac{c_+}{2}n + \mathbf{u}_+\right)_{\vec{r}_+}} = \frac{\prod_{j=1}^{K-1} c_j^{r_j}}{c_+^{\vec{r}_+}} (1 + \mathcal{O}(n^{-1})), \quad (58)$$

and where

$$G_{D,\vec{r}}(\vec{X}) = F_D\left(\frac{c_+}{2} + \vec{r}_+; \frac{n}{2}\vec{c} + \vec{u} + \vec{r}; \frac{c_+}{2}n + \mathbf{u}_+ + \vec{r}_+; \vec{Z}\right). \quad (59)$$

Observe that  $G_D(\vec{X}) = G_{D,\vec{0}}(\vec{X})$ .

With this notation the partial derivative of the Bayes factor accounting for multiplicities  $\vec{l}$  is

$$\partial^{\vec{l}}\text{BF}_{10}(\mathbf{s}^2, n) = \frac{\mathcal{B}(\frac{n}{2}\mathbf{c} + \mathbf{u})}{\mathcal{B}(\mathbf{u})} \left( \sum_{\vec{m} \preceq \vec{l}} \binom{\vec{l}}{\vec{m}} \partial^{\vec{m}}b(\vec{X}) \partial^{\vec{l}-\vec{m}}G(\vec{X}) \right), \quad (60)$$

where  $\binom{\vec{l}}{\vec{m}} = \binom{l_1}{m_1} \cdots \binom{l_{K-1}}{m_{K-1}} = \prod_{j=1}^{K-1} \frac{l_j!}{(l_j - m_j)!m_j!}$  and where the sum is over all subvectors  $\vec{m}$  of  $\vec{l}$ . For instance, with  $\vec{l} = \vec{e}_k$  this means  $\vec{m} = \vec{0}$  and  $\vec{m} = \vec{e}_k$ . Note that  $\partial^{\vec{l}}\text{BF}_{10}(\mathbf{s}^2, n)$  only describes one entry of the  $\vec{l}_+$ -dimensional array of the total derivative of  $\text{BF}_{10}(\mathbf{s}^2, n)$  of order  $\vec{l}_+$ .



**Taylor approximation** Because the samples variances of the  $X_j$ s are of order  $1/n$ , Chebyshev's inequality in conjunction with a union bound can be used to show that for any  $\epsilon$  there exists an  $N$  such that if  $n > N$  the following Taylor approximation holds with chance at least  $1 - \epsilon$

$$\text{BF}_{10}(\mathbf{s}^2, n) \approx \frac{\mathcal{B}(\frac{n}{2}\mathbf{c} + \mathbf{u})}{\mathcal{B}(\mathbf{u})} \left( \sum_{\vec{l} \in \mathbb{N}_0^{K-1}} \partial^{\vec{l}} [bG(\vec{X})]_{\vec{X}=\vec{1}} \frac{Q^{\vec{l}}}{\vec{l}!} \right), \quad (61)$$

where  $\partial^{\vec{l}} [bG(\vec{X})]_{\vec{X}}$  equals the sum on the right-hand side of Eq. (60) evaluated at  $\vec{X} = \vec{1}$ ,  $\vec{Q} = (\vec{X} - \vec{1})$ ,  $\frac{Q_j^{\vec{l}}}{\vec{l}!} = \prod_{j=1}^{K-1} \frac{Q_j^{\vec{l}_j}}{\vec{l}_j!}$ . Below we will show that for large  $n$  the Bayes factor behaves as

$$\text{BF}_{10}(\mathbf{s}^2, n) \approx \check{T}^{(0)} \sum_{\vec{l} \in \mathbb{N}_0^{K-1}} h_{\vec{l}}(\mathbf{u}, \mathbf{c}, \gamma) \frac{Q^{\vec{l}}}{\vec{l}!}, \quad (62)$$

where under the null  $h_{\vec{l}}(\mathbf{u}, \mathbf{c}, \gamma, n) = \mathcal{O}(1)$  and under the alternative  $h_{\vec{l}}(\mathbf{u}, \mathbf{c}, \gamma, n) = \mathcal{O}(n^{\vec{l}+})$ , and where  $\check{T}^{(0)}$  is the zeroth order term of the Taylor approximation studied in the next paragraph.

**The  $T^{(0)}$  term** The large sample behavior of the Bayes factor basically follows from gamma function asymptotics. The first object of interest is the deterministic term associated with  $\vec{l} = \vec{0}$ , i.e., the Bayes factor evaluated at  $\vec{X} = \vec{1}$ , but still dependent on the  $n$  term is

$$T^{(0)} := \text{BF}_{10}(\mathbf{s}^2, n) \Big|_{\vec{X}=\vec{1}} = \frac{\mathcal{B}(\frac{n}{2}\mathbf{c} + \mathbf{u})}{\mathcal{B}(\mathbf{u})} (\langle \mathbf{c}, \gamma \rangle)^{\frac{\mathbf{c}_+}{2} n} G_D. \quad (63)$$

The large sample behavior of the beta function follows that of gamma functions. Laplace's method implies that for  $v, b > 0$

$$\Gamma(vn + b) = \sqrt{2\pi}(vn)^{vn+b-\frac{1}{2}} e^{-vn} \left[ 1 + \frac{6b^2-6b+1}{12}(vn)^{-1} + \mathcal{O}(n^{-2}) \right] \quad (64)$$

as  $n \rightarrow \infty$ . Hence,

$$\mathcal{B}(\frac{n}{2}\mathbf{c} + \mathbf{u}) = (4\pi)^{\frac{K-1}{2}} n^{\frac{1-K}{2}} \mathbf{c}_+^{\frac{1}{2}} \left( \prod_{j=1}^{K-1} (c_j)^{-\frac{1}{2}} \right) g(\mathbf{c}, \mathbf{u}, n) [1 + \mathcal{O}(n^{-1})], \quad (65)$$

where the exponential behavior is captured by

$$g(\mathbf{c}, \mathbf{u}, n) = (\mathbf{c}_+)^{-\frac{\mathbf{c}_+ n}{2} - \mathbf{u}_+} \prod_{j=1}^{K-1} (c_j)^{\frac{c_j n}{2} + u_j}. \quad (66)$$

Note that the product only goes up to  $K - 1$ , since  $c_K = 1$  by definition.

The hard part is to show consistency under the null. For this the exponential behavior of  $g(\mathbf{c}, \mathbf{u}, n)$  needs to be cancelled by that of  $G_D$ , and we will show that it does so perfectly. To study the large  $n$  behavior of  $G_D$ , and more generally  $G_{D, \vec{r}}$ , we apply a Pfaff transform (Lauricella, 1893, p. 148) yielding

$$G_{D, \vec{r}} = \left( \prod_{j=1}^{K-1} c_j \gamma_j^{-\frac{c_j}{2} n - u_j - r_j} \right) F_D \left( \mathbf{u}_+; \frac{n}{2} \vec{c} + \vec{u} + \vec{r}; \frac{\mathbf{c}_+}{2} n + \mathbf{u}_+ + \vec{r}_+; \frac{\overrightarrow{c\gamma-1}}{c\gamma} \right) \quad (67)$$

where  $\frac{\overrightarrow{c\gamma-1}}{c\gamma} \in \mathbb{R}^{K-1}$  with  $(\frac{\overrightarrow{c\gamma-1}}{c\gamma})_j = \frac{c_j \gamma_j - 1}{c_j \gamma_j}$ . This rewrite of  $G_{D, \vec{r}}$  shows a cancellation of the  $(c_j \gamma_j)^{r_j}$  terms in front of the  $G_{D, \vec{r}}$  in Eq. (57). Note that in the Lauricella function in Eq. (67)

the lower term and the upper terms of the second kind depend on  $n$  in a linear fashion. The  $n$  dependence in these terms balance out as  $n \rightarrow \infty$  making the Lauricella function in Eq. (67) of order 1 as  $n$  grows. This is made rigorous by Lemma 1, which shows that the Lauricella function Eq. (67) converges to a (generalized) negative binomial series as  $n \rightarrow \infty$ . Thus,

$$G_{D,\vec{r}} \approx \check{G}_{D,\vec{r}} = \left( \prod_{j=1}^{K-1} (c_j \gamma_j)^{-\frac{c_j}{2} n - u_j - r_j} \right) \left( 1 - \frac{1}{c_+} \sum_{j=1}^{K-1} \frac{c_j \gamma_j - 1}{\gamma_j} \right)^{-\mathbf{u}_+}, \quad (68)$$

for  $n$  large. For  $T^{(0)}$  set  $\vec{r} = \vec{0}$ , which shows that for large  $n$

$$T^{(0)} \approx \check{T}^{(0)} := C_0(K, \boldsymbol{\gamma}, \mathbf{c}, \mathbf{u}) n^{\frac{1-K}{2}} \left( \frac{\langle \mathbf{c}, \boldsymbol{\gamma} \rangle}{c_+} \right)^{\frac{c_+}{2} n} \left( \prod_{j=1}^{K-1} \gamma_j^{-\frac{c_j}{2} n} \right), \quad (69)$$

where the  $n$  independent term  $C_0(K, \boldsymbol{\gamma}, \mathbf{c}, \mathbf{u})$  is as asserted in Eq. (11). A plugin of the null hypothesis  $\boldsymbol{\gamma} = \mathbf{1}$ , thus,  $\langle \mathbf{c}, \boldsymbol{\gamma} \rangle = c_+$ , in Eq. (69) shows that the exponentially growing terms are all equal to one, and therefore  $T^{(0)} = \mathcal{O}(n^{\frac{1-K}{2}})$ .

**The  $T_{\vec{e}_k}^{(1)}$  terms** The analysis of the gradient is similar to that of  $T^{(0)}$ . It suffices to study the gradient coordinate wise. In particular,

$$T_{\vec{e}_k}^{(1)} := \frac{\mathcal{B}(\frac{n}{2} \mathbf{c} + \mathbf{u})}{\mathcal{B}(\mathbf{u})} \langle \mathbf{c}, \boldsymbol{\gamma} \rangle^{\frac{c_+}{2} n} c_k \gamma_k^{\frac{c_+}{2} n} \left[ \frac{G_D}{\langle \mathbf{c}, \boldsymbol{\gamma} \rangle} - \frac{c_k n + 2u_k}{c_+ n + 2u_+} G_{D, \vec{e}_k} \right]. \quad (70)$$

The same operations as before, a Pfaff transform and Eq. (68), shows that

$$\check{T}_{\vec{e}_k}^{(1)} = \check{T}^{(0)} \left( \frac{c_+}{2} \left( \frac{c_k \gamma_k}{\langle \mathbf{c}, \boldsymbol{\gamma} \rangle} - \frac{c_k}{c_+} \right) n + \frac{c_k \mathbf{u}_+ - c_+ u_k}{c_+} + \mathcal{O}(n^{-1}) \right), \quad (71)$$

as  $n \rightarrow \infty$ . Hence, under the alternative  $h_{\vec{e}_k}(\mathbf{u}, \mathbf{c}, \boldsymbol{\gamma}, n) := \check{T}_{\vec{e}_k}^{(1)} / \check{T}^{(0)} = \mathcal{O}(n)$  and accounting for the stochastic term  $Q_k = (X_k - 1) = \mathcal{O}_P(n^{-1/2})$  leads to  $\sum_{k=1}^{K-1} h_{\vec{e}_k}(\mathbf{u}, \mathbf{c}, \boldsymbol{\gamma}, n) Q_k = \mathcal{O}_P(n^{1/2})$ . On the other hand, under the null  $h_{\vec{e}_k}(\mathbf{u}, \mathbf{c}, \mathbf{1}, n) = \check{T}_{\vec{e}_k}^{(1)} / \check{T}^{(0)} = \mathcal{O}(1)$ , as then again  $\langle \mathbf{c}, \boldsymbol{\gamma} \rangle = c_+$  and  $\left( \frac{c_k \gamma_k}{\langle \mathbf{c}, \boldsymbol{\gamma} \rangle} - \frac{c_k}{c_+} \right) = 0$ , thus, a perfect cancellation of the  $\mathcal{O}(n)$  term. Consequently,  $\sum_{k=1}^{K-1} h_{\vec{e}_k}(\mathbf{u}, \mathbf{c}, \boldsymbol{\gamma}, n) Q_k = \mathcal{O}_P(n^{-1/2})$ .

**Higher order terms** The higher order terms exhibit the same behavior. Let  $\vec{l} \in \mathbb{N}^{K-1}$ , then for  $n$  large the partial derivative associated to  $\vec{l}$  of the Bayes factor behaves as

$$\check{T}_{\vec{l}}^{(\vec{l}_+)} = \sum_{\vec{m} \preceq \vec{l}} \binom{\vec{l}}{\vec{m}} \check{T}^{(0)} \left( \frac{c_+}{2} n \right)_{-\vec{m}_+} \left( -\frac{c_+}{2} n \right)_{-(\vec{l}_+ - \vec{m}_+)} \frac{\prod_{j=1}^{K-1} (c_j \gamma_j)^{m_j}}{\langle \mathbf{c}, \boldsymbol{\gamma} \rangle^{\vec{m}_+}} \frac{\prod_{j=1}^{K-1} c_j^{l_j - m_j}}{c_+^{(\vec{l}_+ - \vec{m}_+)}} (1 + \mathcal{O}(n^{-1})).$$

Note that  $\left( \frac{c_+}{2} n \right)_{-\vec{m}_+} \left( -\frac{c_+}{2} n \right)_{-(\vec{l}_+ - \vec{m}_+)}$  is a polynomial in  $n$  of order  $\vec{l}_+$ . Hence,  $h_{\vec{l}}(\mathbf{u}, \mathbf{c}, \boldsymbol{\gamma}, n) := \check{T}_{\vec{l}}^{(\vec{l}_+)}/\check{T}_0 = \mathcal{O}(n^{\vec{l}_+})$ . We now show that under the null, the polynomial  $\left( \frac{c_+}{2} n \right)_{-\vec{m}_+} \left( -\frac{c_+}{2} n \right)_{-(\vec{l}_+ - \vec{m}_+)}$  is zero and  $h_{\vec{l}}(\mathbf{u}, \mathbf{c}, \mathbf{1}, n) = \check{T}_{\vec{l}}^{(\vec{l}_+)}/\check{T}_0 = \mathcal{O}(1)$ , where the constant term comes from the approximation of the ratio of Pochhammer symbols, i.e., Eq. (58), e.g., Eq. (71). To see that there is no  $n$  contribution under the null, we plugin  $\boldsymbol{\gamma} = \mathbf{1}$  and rewrite the sum over  $\vec{m} \preceq \vec{l}$  as a sum over  $\vec{m}_+ = p$  for  $p = 0, 1, \dots, \vec{l}_+$  and a subsequent sum over all subvector  $\vec{m}$  that sum to  $p$ , which yields

$$h_{\vec{l}}(\mathbf{u}, \mathbf{c}, \mathbf{1}, n) = \frac{\prod_{j=1}^{K-1} c_j^{l_j}}{c_+^{\vec{l}_+}} \sum_{p=0}^{\vec{l}_+} \left( \frac{c_+}{2} n \right)_{-p} \left( -\frac{c_+}{2} n \right)_{-p} \sum_{\substack{\vec{m} \preceq \vec{l} \\ \vec{m}_+ = p}} \binom{\vec{l}}{\vec{m}}. \quad (72)$$

Next we apply the Chu-Vandermonde identity twice, once over the sum on the right-hand side of the previous display and once after using the identity  $(a)_{-l}/l! = \binom{a}{l}$ , which leads to

$$h_{\vec{l}}(\mathbf{u}, \mathbf{c}, \mathbf{1}, n) = \frac{\prod_{j=1}^{K-1} c_j^{l_j}}{\mathbf{c}_+^{\vec{l}_+}} \sum_{p=0}^{\vec{l}_+} \binom{\vec{l}_+}{p} \left(\frac{\mathbf{c}_+}{2}n\right)_{-p} \left(-\frac{\mathbf{c}_+}{2}n\right)_{-(\vec{l}_+-p)} \quad (73)$$

$$= \frac{\prod_{j=1}^{K-1} c_j^{l_j}}{\mathbf{c}_+^{\vec{l}_+}} \vec{l}_+! \sum_{p=0}^{\vec{l}_+} \binom{\frac{\mathbf{c}_+}{2}n}{p} \binom{-\frac{\mathbf{c}_+}{2}n}{\vec{l}_+-p} = 0. \quad (74)$$

This shows that under the null, none of the Taylor terms lead to a growth in  $n$ .

The stochastic terms in the assertion both under the null and the alternative follow from the definition of the exponential series by rewriting the sum of the Taylor approximation of interest, i.e., Eq. (62), in terms of  $\tilde{p} \in \mathbb{N}_0$  and a subsequent sum over all subvectors  $\vec{l}$  such that  $\vec{l}_+ = \tilde{p}$ .

**Model selection consistency under the alternative** To show that the Bayes factor increases under the alternative, irrespectively of  $\gamma_j$  being larger or smaller than 1, we study the exponential term of Eq. (10)

$$v(n) = (\langle \mathbf{c}, \boldsymbol{\gamma} \rangle)^{\frac{\mathbf{c}_+}{2}n} \prod_{j=1}^{K-1} \gamma_j^{-\frac{c_j}{2}n} \quad (75)$$

The claim is that  $v$  monotonically increases in  $n$ . Suppose that this is not true, then the ratio of subsequent terms

$$v(n+1)/v(n) = (\langle \mathbf{c}, \boldsymbol{\gamma} \rangle)^{\frac{\mathbf{c}_+}{2}} \prod_{j=1}^{K-1} \gamma_j^{-\frac{c_j}{2}} \quad (76)$$

would be less or equal to one. The gradient of  $v(n+1)/v(n)$  with respect to  $\boldsymbol{\gamma}$  is of the form

$$\frac{c_k}{2} \left( \frac{\mathbf{c}_+}{\langle \mathbf{c}, \boldsymbol{\gamma} \rangle} - \frac{1}{\gamma_k} \right) v(n+1)/v(n) \quad (77)$$

and this reveals a (global) minimum at  $\boldsymbol{\gamma} = \mathbf{1}$  at which  $v(n+1)/v(n) = 1$ . Hence, any  $\boldsymbol{\gamma} \neq \mathbf{1}$  leads to an exponentially increasing Bayes factor  $\text{BF}_{10}(\mathbf{s}^2, n)$ .  $\square$

The proof of the previous theorem relies on a particular Lauricella function  $G_D$  to be of order 1 as  $n$  increases as shown in the following lemma.

**Lemma 1** (Limit of a particular Lauricella function). For all  $v_j, b_j > 0$ ,  $j \in [m]$  and  $|x_j| < 1$ , we have that

$$\lim_{n \rightarrow \infty} F_D(a; n\vec{v} + \vec{b}; v_+n + b_+; \vec{x}) = \left( 1 - \sum_{i=1}^m \frac{v_i}{v_+} x_i \right)^{-a}, \quad (78)$$

as  $n \rightarrow \infty$ .  $\diamond$

*Proof.* The proof follows from the asymptotic behavior of the gamma function combined with repeated use of the (negative) binomial series.

Firstly, note that the  $n$  dependence occurs in the lower and the upper terms of the second type, which cancels out as  $n$  grows large. To show this consider the definition of the Pochhammer raising factorial that combined with the Laplace approximation Eq. (64) for constants  $v, b > 0$  leads to

$$(vn+b)_k = \frac{\Gamma(vn+b+k)}{\Gamma(vn+b)} = (vn)^k [1 + k(k+2b-1)(vn)^{-1} + \mathcal{O}((vn)^{-2})] \quad (79)$$

as  $n \rightarrow \infty$ .

Secondly, to describe the large  $n$  behavior of the particular type D Lauricella hypergeometric series  $F_D := F_D(a; n\vec{v} + \vec{b}; v_+n + b_+; \vec{x})$  we use the notation  $i[k : m] = (i_j, \dots, i_m) \in \mathbb{N}^{m-(k-1)}$  to denote the vector of indexes from  $k$  to  $m$ . Based on this notation and by Eq. (79), we have for  $n$  large that

$$\begin{aligned} F_D &= \sum_{i[1:m]} \frac{(a)_{i[1:m]_+} (v_1n + b_1)_{i_1} \cdots (v_mn + b_m)_{i_m} x_1^{i_1} \cdots x_m^{i_m}}{(v_+n + b_+)_{i[1:m]_+} i_1! \cdots i_m!} \\ &\approx \sum_{i[1:m]} \frac{(a)_{i[1:m]_+} v_+^{i_1} \cdots v_m^{i_m} x_1^{i_1} \cdots x_m^{i_m}}{v_+^{i[1:m]_+} i_1! \cdots i_m!} = \sum_{i=0}^{\infty} (a)_{i[1:m]_+} \frac{(v_+ x_1)^{i_1}}{i_1!} \cdots \frac{(v_m x_m)^{i_m}}{i_m!}. \end{aligned} \quad (80)$$

The last equality defines the limit of  $F_D$  with respect to  $n$ . It also captures the essence of the repeated use of the binomial series, namely, the redistribution of the scaling factor  $v_+^{-i[1:m]_+}$  over the variables  $x$ .

Thirdly, with the notation  $i[2 : m]$  it is simple to isolate the summation with respect to  $i_1$  only, which combined with the binomial series yields

$$\begin{aligned} \lim F_D &= \left( \sum_{i_1=0}^{\infty} (a)_{i[1:m]_+} \frac{(v_+ x_1)^{i_1}}{i_1!} \right) \sum_{i[2:m]} \frac{(v_+ x_2)^{i_2}}{i_2!} \cdots \frac{(v_m x_m)^{i_m}}{i_m!} \\ &= \left( \frac{v_+ - v_1 x_1}{v_+} \right)^{-a} \sum_{i[2:m]} (a)_{i[2:m]_+} \left( \frac{v_+ - v_1 x_1}{v_+} \right)^{-i[2:m]_+} \frac{(v_+ x_2)^{i_2}}{i_2!} \cdots \frac{(v_m x_m)^{i_m}}{i_m!}. \end{aligned} \quad (81)$$

Note that, as before, the scaling factor  $\left( \frac{v_+ - v_1 x_1}{v_+} \right)^{-i[2:m]_+}$  can be redistributed over the variables resulting in  $\left( \frac{v_k}{v_+ - v_1 x_1} x_k \right)^{i_k} / i_k!$  for  $k = 2, \dots, m$ . The summation with respect to  $i_2$  is again a binomial series and yields

$$\begin{aligned} \lim F_D &= \left( \frac{v_+ - v_1 x_1}{v_+} \right)^{-a} \left( \frac{v_+ - v_1 x_1 - v_2 x_2}{v_+ - v_1 x_1} \right)^{-a} \\ &\quad \times \sum_{i[3:m]} (a)_{i[3:m]_+} \left( \frac{v_+ - v_1 x_1 - v_2 x_2}{v_+ - v_1 x_1} \right)^{-i[3:m]_+} \frac{(v_3 x_3)^{i_3}}{i_3!} \cdots \frac{(v_m x_m)^{i_m}}{i_m!}. \end{aligned} \quad (82)$$

Observe that the numerator and denominator of the first and second  $-a$  exponentiated terms in the previous display are equal and thus cancel. Repeating this procedure to  $m$  and telescoping through the  $-a$  exponentiated terms yields the results.  $\square$

## C.5 Limit and across-sample consistency

*Proof of across-sample consistency, Theorem 3.5.* To simplify notation we write  $n := n_K$  and  $\vec{s}\vec{s} = \vec{v}\vec{s}^2$ , where  $\mathbf{s}\mathbf{s}_j = \nu_j s_j^2$  is the sum of squares of the  $j$ th sample. Since  $S_K^2$  is  $\sqrt{n}$ -consistent we can find an  $N$  such that for all  $n > N$  the following statement holds with chance at least  $1 - \epsilon$

$$\text{BF}_{10}^{[K]}(s^2, S_K^2, n) = \text{BF}_{10}^{[K]}(s^2, \sigma_0^2, n) + \frac{h_n}{\sqrt{n}} \tilde{T}_1(n) + o_P(n^{-\frac{1}{2}}) \tilde{T}_2(n), \quad (83)$$

where  $h_n$  is a bounded sequence of random variables due to  $S_K^2 - \sigma_0^2 = \mathcal{O}_P(n^{-\frac{1}{2}})$  and where

$$\tilde{T}_1(n) = \left( \frac{\partial}{\partial x} \text{BF}_{10}^{[K]}(s^2, x, n) \right) \Big|_{x=\sigma_0^2}, \quad (84)$$

$$\tilde{T}_2(n) = \left( \frac{\partial^2}{\partial x^2} \text{BF}_{10}^{[K]}(s^2, x, n) \right) \Big|_{x=\sigma_0^2}. \quad (85)$$

To prove the theorem we have to show that  $\lim_{n \rightarrow \infty} \text{BF}_{10}^{[K]}(s^{\vec{2}}, \sigma_0^2, n)$  exists, is equal to Eq. (92), and that both  $\tilde{T}_1(n)$  and  $\tilde{T}_2(n)$  are bounded in  $n$ . To this end, we want to first take the limit and then integrate. To see that this is permissible we first show that the integrand of  $\text{BF}_{10}^{[K]}(s^{\vec{2}}, \sigma_0^2, n)$  as a sequence in  $n$  is uniformly bounded in  $\vec{\vartheta}$ .

**Uniformly boundedness of the integrand** To further simplify notation we introduce the vectors  $\vec{a}, \vec{c} \in \mathbb{R}^{K-1}$  with  $a_j = \frac{\nu_j}{2}$  for  $j \in [K-1]$  and  $b = \frac{n}{2}$ . By definition of  $\text{BF}_{10}^{[K]}(s^{\vec{2}}, \sigma_0^2, n)$ , the innocuous replacement  $n = \nu_K$  we have that

$$\text{BF}_{10}^{[K]}(s^{\vec{2}}, \sigma_0^2, n) = \left(1 + \frac{\bar{s}\bar{s}_+}{n\sigma_0^2}\right)^{a_++b} \int \tilde{h}(s^{\vec{2}}, \sigma_0^2, n | \vec{\vartheta}) \pi_1(\vec{\vartheta}) d\vec{\vartheta}, \quad (86)$$

where  $\pi_1(\vec{\vartheta})$  is the Dirichlet prior with parameters  $\mathbf{u}$  and where

$$\tilde{h}(s^{\vec{2}}, \sigma_0^2, n | \vec{\vartheta}) = \left( \prod_{j=1}^{K-1} \vartheta_j^{a_j} \right) (1 - \vec{\vartheta}_+)^b \left(1 - \sum_{j=1}^{K-1} \left[1 - \frac{\bar{s}\bar{s}_j}{n\sigma_0^2}\right] \vartheta_j\right)^{-(a_++b)}, \quad (87)$$

is the marginalized likelihood with  $\sigma_0^2$  in place of  $s_K^2$ , thus,  $\tilde{h}(s^{\vec{2}}, \sigma_0^2, n | \vec{\vartheta}_0) = \left(1 + \frac{\bar{s}\bar{s}_+}{n\sigma_0^2}\right)^{-(a_++b)}$ . By definition of the exponential function as a series, the first term in Eq. (86) remains bounded, that is,

$$\lim_{n \rightarrow \infty} \left(1 + \frac{\bar{s}\bar{s}_+}{n\sigma_0^2}\right)^{\frac{\bar{\nu}_++n}{2}} = e^{\frac{\bar{s}\bar{s}_+}{2\sigma_0^2}} \left(1 - \frac{\bar{s}\bar{s}_+}{4n\sigma_0^2} \left(\frac{\bar{s}\bar{s}_+}{\sigma_0^2} - 2\bar{\nu}_+\right) + \mathcal{O}(n^{-2})\right). \quad (88)$$

The prior does not play a role in the asymptotics for  $n \rightarrow \infty$ , as we will show that

$$\int \tilde{h}(s^{\vec{2}}, \sigma_0^2, n | \vec{\vartheta}) \pi_1(\vec{\vartheta}) d\vec{\vartheta} \leq C(\mathbf{u}) \int \tilde{h}(s^{\vec{2}}, \sigma_0^2, n | \vec{\vartheta}) d\vec{\vartheta}. \quad (89)$$

for a certain constant  $C(\mathbf{u})$  independent of  $n$ .

**Case (i)** The case with  $\mathbf{u}$  all at least 1, we can take  $C(\mathbf{u})$  to be the maximum of the prior  $\text{Dir}(\vec{\vartheta}; \mathbf{u})$  on  $\vec{\vartheta}$  in the  $K-1$  simplex. The maximum of the marginalized likelihood  $\tilde{h}(s^{\vec{2}}, \sigma_0^2, n | \vec{\vartheta})$  at each  $n$  can be found by setting the partial derivatives to zero. At each fixed  $n$  Lemma 2 can be used to find the maximum  $\hat{\vartheta}$  as a function of  $\vec{a}, b, \vec{c}$ . By definition of  $\vec{a}, b, \vec{c}$  and by denoting the observed precisions  $\vec{t} \in \mathbb{R}^{K-1}$  by  $t_j := (s_j^2)^{-1}$ , it then follows that  $\hat{\vartheta}_k = \frac{t_k}{\sigma_0^{-2} + \vec{t}_+}$ , which is free of  $n$ . A plugin and a direct calculation show that the maximum value of the marginalized likelihood at each  $n$  is

$$f_{\max, n} := \left( \prod_{k=1}^{K-1} t_k^{\frac{\nu_k}{2}} \right) (\sigma_0^2)^{\frac{\bar{\nu}_+}{2}} e^{-\frac{\bar{\nu}_+}{2}} \left[1 - \frac{\bar{\nu}_+}{4n} + \mathcal{O}(n^{-2})\right]. \quad (90)$$

Hence, as a sequence in  $n$  the integrand is uniformly bounded by a constant.

**Case (ii)** For any  $u_j < 1$ ,  $j \in [K-1]$  the prior diverges at  $\vartheta_j = 0$  and  $C(\mathbf{u})$  cannot be taken to be the maximum value of the prior on the  $K-1$  simplex. Instead,  $C(\mathbf{u})$  can be the maximum of  $\pi_1(\vec{\vartheta})$  for  $\vec{\vartheta}$  in a subset  $R$  containing  $\hat{\vartheta}$ . Since the true variances are assumed to be non-zero, finite and the data continuous, we can take  $R$  with high probability to be a compact subset that intersects with  $\bigoplus_{j=1}^{K-1} [\epsilon_j, 1 - \epsilon_j] \subset [0, 1]^{K-1}$  for  $\epsilon_j$  depending on  $u_j$ . On  $R$  the proof of Case (i) can be repeated to show that that the integrand is bounded. For any  $u_j < 1$ ,  $j \in [K-1]$  the integrand over  $\vartheta_j \in [0, \epsilon_j)$  behaves as  $\vartheta_j^{\frac{\nu_j}{2} + u_j - 1} + \mathcal{O}(|\vartheta_j|)$ . On this domain the integrand remains integrable whenever  $u_j > -\frac{\nu_j}{2}$ , which is true by assumption. The same arguments extend to the case with  $u_K < 1$ .

**Identifying the  $K - 1$ -sample Bayes factor** Uniform boundedness allows us to interchange the limit and integral and conclude that the limiting integral exist, and implies that  $\text{BF}_{10}^{[K]}(\vec{s}^2, \sigma_0^2, n)$  converges to

$$\frac{\int \left( \prod \vartheta_j^{\frac{\nu_j}{2} + u_j - 1} \right) (1 - \vec{\vartheta}_+)^{u_K - \frac{\vec{\nu}_+}{2} - 1} \exp \left( - \sum \frac{\mathbf{ss}_j}{2\sigma_0^2} \left( \frac{\vartheta_j}{1 - \vec{\vartheta}_+} \right) \right) d\vec{\vartheta}}{\mathcal{B}(\mathbf{u}) \exp \left( - \frac{\vec{\mathbf{ss}}_+}{2\sigma_0^2} \right)}. \quad (91)$$

From the change of variables  $\vartheta_j = \frac{\xi_j}{1 + \xi_+}$ , thus,  $d\vec{\vartheta} = (1 + \xi_+)^{-K} d\vec{\xi}$ , and by definition of the integral representation of the multivariable Tricomi function  $\mathcal{U}$ , see for instance (Ng et al., 2011; Phillips, 1988), we have that the resulting  $K - 1$  sample Bayes factor is given by

$$\begin{aligned} \text{BF}_{10; \sigma_0^2}^{[K-1]}(\vec{s}^2) &= \frac{\int \left( \prod_{j=1}^{K-1} \tau_j^{\frac{\nu_j}{2}} \right) \exp \left( - \frac{1}{2} \sum_{j=1}^{K-1} \nu_j s_j^2 \tau_j \right) \pi_{\sigma_0^2}(\vec{\tau} | \mathcal{M}_1^{[K-1]}) d\vec{\tau}}{(\sigma_0^2)^{-\frac{\vec{\nu}_+}{2}} \exp \left( - \frac{\overrightarrow{\nu s^2}_+}{2\sigma_0^2} \right)}, \\ &= \frac{\left( \prod_{j=1}^{K-1} \Gamma \left( \frac{\nu_j}{2} + u_j \right) \right) \mathcal{U} \left( \frac{\vec{\nu}}{2} + \vec{u}; \frac{\vec{\nu}_+}{2} - u_K + 1; \frac{\overrightarrow{\nu s^2}_+}{2\sigma_0^2} \right)}{\mathcal{B}(\vec{u}, w) \exp \left( - \frac{\overrightarrow{\nu s^2}_+}{2\sigma_0^2} \right)}, \end{aligned} \quad (92)$$

where  $\overrightarrow{\nu s^2} = (\nu_1 s_1^2, \dots, \nu_{K-1} s_{K-1}^2)$  denotes the vector of sums of squares,  $\overrightarrow{\nu s^2}_+ = \sum_{j=1}^{K-1} \nu_j s_j^2$ , and  $\vec{\nu}_+ := \sum_{j=1}^{K-1} \nu_j$ , as before. This Bayes factor is based on uniform priors on the nuisance parameters  $\vec{\mu} \in \mathbb{R}^{K-1}$ , and an inverse Dirichlet distribution on the precisions  $\vec{\tau} = (\tau_1, \dots, \tau_{K-1}) \in \mathbb{R}^{K-1}$  scaled by  $1/\sigma_0^{-2}$ , that is,

$$\pi_{\sigma_0^2}(\vec{\tau} | \mathcal{M}_1^{[K-1]}) = \frac{(\sigma_0^2)^{K-1} \prod_{j=1}^{K-1} (\sigma_0^2 \tau_j)^{u_j - 1}}{\mathcal{B}(\vec{u}, w) (1 + \sigma_0^2 \vec{\tau}_+)^{\vec{u}_+ + w}}, \quad (93)$$

where we wrote  $w = u_K$  so the statement only involves vectors of length  $K - 1$ .

Recall that  $\mathbf{ss}_j = \nu_j s_j^2$  summarizes the observations of the  $j$ th sample. Observe also that the numerator of this limiting Bayes factor resembles the marginalized likelihood, i.e., Eq. (31), of the  $K - 1$  samples with their respective precisions  $\vec{\tau} = (\tau_1, \dots, \tau_{K-1})$  all fixed at  $1/\sigma_0^2$ . Hence, up to the factor  $(\sigma_0^2)^{-\frac{\vec{\nu}_+}{2}}$  the denominator defines the marginal likelihood of the lower-dimensional null hypothesis  $\mathcal{H}_0^{K-1} : \tau_j = \sigma_0^{-2}$  for  $j \in [K - 1]$  with  $\mu_j \propto 1$ . The missing factor is retrieved from the numerator by the change of variable  $\tau_j = \frac{\vartheta_j}{\sigma_0^2(1 - \vec{\vartheta}_+)}$  and yields the assertion above Eq. (93).

The lower dimensional Bayes factor  $\text{BF}_{10; \sigma_0^2}^{[K-1]}(\vec{s}^2)$  is in general hard to compute, because the Tricomi function  $\mathcal{U}(\vec{b}; c; \vec{x})$  defines a  $K - 1$ -dimensional integral. Phillips (1988) showed that if  $c < 1$ , the following simplification holds

$$\mathcal{U}(\vec{b}; c; \vec{x}) = \int_0^\infty e^{-t \vec{b}_+ - c} \prod_{j=1}^{K-1} (t + x_j)^{-b_j} dt. \quad (94)$$

For  $\text{BF}_{10; \sigma_0^2}^{[K-1]}(\vec{s}^2)$  this simplification holds whenever  $\vec{\nu}_+ < 2u_K$ , which will be of little practical use when, for instance,  $u_K = 1/2$ . Theorem 3.5 now shows that for the case with  $\vec{\nu}_+ \geq 2u_K$  the lower dimensional Bayes factor  $\text{BF}_{10; \sigma_0^2}^{[K-1]}(\vec{s}^2)$  can be well approximated by a one-dimensional integral, because the type D Lauricella function in  $\text{BF}_{10}(\mathbf{s}^2)$  has a simplified one-dimensional integral representation due to  $\mathbf{u}_+ > 0$ .

**Residual terms** To show that the convergence is at rate  $1/\sqrt{n}$ , we show that both  $\tilde{T}_1(n)$  and  $\tilde{T}_2(n)$  in Eq. (83) are of order 1. The analysis is analogous to showing the existence of  $\text{BF}_{10}^{[K-1]}$ .

For  $\tilde{T}_1(n)$  we study the derivative of the Bayes factor  $\text{BF}_{10}^{[K]}(s^2, x, n)$  with respect to  $x$ . For this we swap the order of integration and differentiation and consider

$$g := \frac{\partial}{\partial x} \frac{h(s^2, x, n | \vec{\vartheta})}{h(s^2, x, n | \vec{\vartheta}_0)} \Big|_{x=\sigma_0^2} = g_1 + g_2 \quad (95)$$

where

$$g_1 := -\frac{\vec{s}\vec{s}_+}{n\sigma_0^4}(a_+ + b)\left(1 + \frac{\vec{s}\vec{s}_+}{n\sigma_0^2}\right)^{a_++b-1} \quad (96)$$

$$\times \left( \prod_{j=1}^{K-1} \vartheta_j^{a_j} \right) (1 - \vec{\vartheta}_+)^b \left(1 - \sum_{j=1}^{K-1} \left[1 - \frac{\vec{s}\vec{s}_j}{n\sigma_0^2}\right] \vartheta_j\right)^{-(a_++b)}, \quad (97)$$

$$g_2 := \frac{1}{n\sigma_0^4}(a_+ + b)\left(1 + \frac{\vec{s}\vec{s}_+}{n\sigma_0^2}\right)^{a_++b} \quad (98)$$

$$\sum_{k=1}^{K-1} \vec{s}\vec{s}_k \vartheta_k \left[ \left( \prod_{j=1}^{K-1} \vartheta_j^{a_j} \right) (1 - \vec{\vartheta}_+)^b \left(1 - \sum_{j=1}^{K-1} \left[1 - \frac{\vec{s}\vec{s}_j}{n\sigma_0^2}\right] \vartheta_j\right)^{-a_+-1-b} \right]. \quad (99)$$

Note that by definition of  $\vec{a}, b, \vec{s}\vec{s}$  the terms Eq. (96) and Eq. (98) converge to  $-\frac{\vec{s}\vec{s}_+}{2\sigma_0^4} e^{\frac{\vec{s}\vec{s}_+}{2\sigma_0^2}}$  and  $\frac{1}{2\sigma_0^4} e^{\frac{\vec{s}\vec{s}_+}{2\sigma_0^2}}$ , respectively. The proof that Eq. (97) is uniformly bounded in  $n$  is exactly as before. The same proof holds for each member in the sum of Eq. (99) by relabelling the power corresponding to  $\vartheta_k$  to  $a_k + 1$ . Hence, limit and integral can be interchanged and we conclude that the limiting integral exists. A computation as before shows that

$$\check{T}_1 := \lim_{n \rightarrow \infty} \left( \frac{\partial}{\partial x} \text{BF}_{10}(s^2, x, n) \right) \Big|_{x=\sigma_0^2} = \frac{\prod_{j=1}^{K-1} \Gamma(\frac{\nu_j}{2} + u_j)}{2\mathcal{B}(\mathbf{u})\sigma_0^4 \exp(-\frac{\vec{s}\vec{s}_+}{2\sigma_0^2})} G_2, \quad (100)$$

where

$$G_2 := \sum_{k=1}^{K-1} \left( \frac{\nu_k}{2} + u_k \right) \mathcal{U}\left(\frac{\vec{\nu}}{2} + \vec{u} + \vec{e}_k; \frac{\vec{\nu}_+ + 1}{2} - w + 1; \frac{\vec{s}\vec{s}}{2\sigma_0^2}\right) \quad (101)$$

$$- \vec{s}\vec{s}_+ \mathcal{U}\left(\frac{\vec{\nu}}{2} + \vec{u}; \frac{\vec{\nu}_+}{2} - w + 1; \frac{\vec{s}\vec{s}}{2\sigma_0^2}\right), \quad (102)$$

where  $\vec{e}_k \in \mathbb{R}^{K-1}$  denotes the  $k$ th basis vector that is one at the  $k$ th entry and zero elsewhere. The analysis of the third order term is a repeat of that of  $\check{T}_1$  and implies that the last term in Eq. (83) is indeed  $o_P(n^{-\frac{1}{2}})$  and the result follows.  $\square$

If  $Y_{K_i}$  has four moments, then  $S_K^2$  is asymptotically normal. In particular, for normal data this explicitly means  $\sqrt{n}(S_K^2 - \tau^{-1}) \xrightarrow{d} \mathcal{N}(0, 2\tau^{-2})$  and implies the following result.

*Proof of asymptotic normality across-samples.* A rewrite of Eq. (86) shows that  $n_K$

$$\sqrt{n_K} \left( \text{BF}_{10}^{[K]}(y^{[K]}) - \text{BF}_{10; \sigma_K^2}^{[K-1]}(y^{[K-1]}) \right) = \sqrt{n_K} \left( S_K^2 - \tau^{-1} \right) \tilde{T}_2(n_K) \quad (103)$$

$$+ o_P(1) \tilde{T}_3(n_K). \quad (104)$$

A series expansion of  $\tilde{T}_2(n_K)$  in  $n_K$  shows that  $\tilde{T}_2(n_K) = T_2 + \frac{1}{n} \check{T}_2 + \mathcal{O}(\frac{1}{n_K^2})$  and the result follows. The term  $\check{T}_2$  can be derived explicitly as was done in the proof of the previous theorem, but does not matter for the assertion, but its presence reveals a finite sample  $\mathcal{O}(n_K^{-1/2})$  bias that vanishes as  $n_K \rightarrow \infty$ .  $\square$

The proof of across sample consistency relies on the following lemma.

**Lemma 2** (Maximum of the marginalized likelihood). If  $\vec{a}, \vec{c}, \vec{\vartheta} \in \mathbb{R}^{K-1}$  and  $b \in \mathbb{R}$  all positive and  $\vec{\vartheta}_+ < 1$ , then

$$f(\vec{a}, b, \vec{c} | \vec{\vartheta}) = \left( \prod_{j=1}^{K-1} \vartheta_j^{a_j} \right) (1 - \vec{\vartheta}_+)^b \left( 1 - \sum_{j=1}^{K-1} [1 - c_j] \vartheta_j \right)^{-(a_+ + b)}, \quad (105)$$

attains its maximum at

$$\hat{\vartheta}_k = \frac{a_k \prod_{j \neq k}^{K-1} c_j}{b \prod_{j=1}^{K-1} c_j + \sum_{i=1}^{K-1} a_i \prod_{j \neq i}^{K-1} c_j}, \quad (106)$$

where  $\prod_{j \neq k}^{K-1} c_j$  denotes the product of the elements of  $\vec{c}$  with the  $k$ th element taken out.  $\diamond$

*Proof.* Recall that the maximum is invariant under smooth transformations, which allows us to study the problem in the parametrisation  $\vec{\xi} = (\xi_1, \dots, \xi_{K-1})$ , where  $\vartheta_j = \frac{\xi_j}{1 + \xi_+}$ . The target function becomes

$$f(\vec{a}, b, \vec{c} | \vec{\xi}) = \left( \prod_{j=1}^{K-1} \xi_j^{a_j} \right) \left( 1 + \sum_{j=1}^{K-1} c_j \xi_j \right)^{-(a_+ + b)}, \quad (107)$$

and a direct computation shows that its gradient consists of elements

$$\frac{\partial}{\partial \xi_k} f(\vec{a}, b, \vec{c} | \vec{\xi}) = f(\vec{a}, b, \vec{c} | \vec{\xi}) \left[ \frac{a_k}{\xi_k} - \frac{(a_+ + b)c_k}{1 + \sum_{j=1}^K c_j \xi_j} \right]. \quad (108)$$

It is now easy to verify that for  $\hat{\xi} = (\hat{\xi}_1, \dots, \hat{\xi}_{K-1})$  with  $\hat{\xi}_k = \frac{a_k}{bc_k}$  the vector of partial derivatives is zero. Straightforward calculations show that for  $k \neq l \in [K-1]$  that

$$\frac{\partial^2}{\partial \xi_k \partial \xi_l} f(\vec{a}, b, \vec{c} | \vec{\xi}) = f(\vec{a}, b, \vec{c} | \vec{\xi}) \left[ \frac{a_k}{\xi_k} - \frac{(a_+ + b)c_k}{1 + \sum_{j=1}^K c_j \xi_j} \right]_{\vec{\xi} = \hat{\xi}} = \frac{b^2 c_k c_l}{a_+ + b} \quad (109)$$

and for  $k \in [K-1]$

$$\frac{\partial^2}{\partial \xi_k^2} f(\vec{a}, b, \vec{c} | \vec{\xi}) = f(\vec{a}, b, \vec{c} | \vec{\xi}) \left[ \frac{a_k}{\xi_k} - \frac{(a_+ + b)c_k}{1 + \sum_{j=1}^K c_j \xi_j} \right]_{\vec{\xi} = \hat{\xi}} = -\frac{(bc_k)^2 (a[-k]_+ + b)}{a_k (a_+ + b)}, \quad (110)$$

from which we conclude that  $\hat{\xi}$  is a maximum. The transformation  $\hat{\vartheta} = \frac{\hat{\xi}_k}{1 + \hat{\xi}_+}$  yields the results.  $\square$

## D Analysis Code

Here, we provide the code for all examples given in the main text.

```
devtools::install_github('fdabl/bfvaritest', build_vignettes = TRUE)
library('bfvaritest')

# 5.1 Sex Differences in Personality
twosd_test(n1 = 969, n2 = 716, sd1 = sqrt(15.6), sd2 = sqrt(19.9), u = 0.50)

# 5.2 Testing Against a Single Value
x <- c(6.2, 5.8, 5.7, 6.3, 5.9, 5.8, 6.0)
n <- length(x)
```



```

sd_x <- sd(x) # use rounded 0.22 in the paper

## (i) BF_{+0}
onesd_test(
  n = n, s = sd_x, popsd = sqrt(0.10),
  u = 0.50, alternative_interval = c(1, Inf), log = FALSE
)

## (ii) BF_{10}
onesd_test(
  n = n, s = sd_x, popsd = sqrt(0.10),
  u = 0.50, alternative_interval = c(0, Inf), log = FALSE
)

## (iii) BF_{+0} informed
onesd_test(
  n = n, s = sd_x, popsd = sqrt(0.10),
  u = 2.16, alternative_interval = c(1, Inf), log = FALSE
)

# 5.3 Comparing Measurement Precision
n <- 990
sdigit <- 0.98
slaser <- 0.89

## (i) BF_{+0}
twosd_test(
  n1 = n, n2 = n, sd1 = slaser, sd2 = sdigit,
  u = 0.50, alternative_interval = c(1, Inf), log = FALSE
)

## (ii) BF'_{0+} non-overlapping interval
1 / twosd_test(
  n1 = n, n2 = n, sd1 = slaser, sd2 = sdigit, u = 0.50, log = FALSE,
  null_interval = c(0.90, 1.10), alternative_interval = c(1.10, Inf)
)

# 5.4 The "Standardization" Hypothesis in Archeology
ns <- c(117, 171, 55)
sds <- c(12.74, 8.13, 5.83)
hyp <- c('1=2=3', '1,2,3', '1>2>3')
res <- ksd_test(hyp = hyp, ns = ns, sds = sds, u = 0.50, iter = 6000)
res$BF

# 5.5 Increased Variability in Mathematical Ability
ns <- c(3280, 6007, 7549, 9160, 9395, 6410)
sds <- c(5.99, 5.39, 4.97, 4.62, 3.69, 3.08)
hyp <- c('1=2=3=4=5=6', '1,2,3,4,5,6', '1>2>3>4>5>6')
res <- ksd_test(hyp = hyp, ns = ns, sds = sds, u = 0.50, iter = 6000)
res$BF

```