

Some results on the telegraph process confined by two non-standard boundaries*

Antonio Di Crescenzo[†] Barbara Martinucci[†] Paola Paraggio[†]
 Shelemyahu Zacks[‡]

March 16, 2020

Abstract

We analyze the one-dimensional telegraph random process confined by two boundaries, 0 and $H > 0$. The process experiences hard reflection at the boundaries (with random switching to full absorption). Namely, when the process hits the origin (the threshold H) it is either absorbed, with probability α , or reflected upwards (downwards), with probability $1 - \alpha$, for $0 < \alpha < 1$. We provide various results on the expected values of the renewal cycles and of the absorption time. The adopted approach is based on the analysis of the first-crossing times of a suitable compound Poisson process through linear boundaries. Our analysis includes also some comparisons between suitable stopping times of the considered telegraph process and of the corresponding diffusion process obtained under the classical Kac's scaling conditions.

MSC: 60K15, 60J25

Keywords: finite velocity random motion; telegraph process; two-boundary problem; absorption time; renewal cycle.

1 Introduction

The (integrated) telegraph process describes the random motion of a particle running upward or downward alternately with finite velocity. The particle motion reverses its direction at the random epochs of a homogeneous Poisson process. The probability law of the telegraph process is governed by a hyperbolic partial differential equation (the telegraph equation), which is widely encountered in mathematical physics. Moreover, such process deserves interest in many other applied fields, such as finance, biology and mathematical geosciences.

*To appear on **Methodology and Computing in Applied Probability**.

[†]Dipartimento di Matematica, Università di Salerno, Via Giovanni Paolo II n. 132, 84084 Fisciano (SA), Italy. e-mail: adicrescenzo@unisa.it, bmartinucci@unisa.it, pparaggio@unisa.it

[‡]Department of Mathematical Sciences, Binghamton University, Binghamton, NY 13902-6000, USA. e-mail: shelly@math.binghamton.edu

Since the seminal papers by Goldstein [18] and Kac [20], many generalizations of the telegraph process have been proposed in the literature, such as the asymmetric telegraph process (cf. [1], [25]), the generalized telegraph process (see, for instance, [5], [7], [8], [9], [30], [36]) or the jump-telegraph process (for example, [10], [11], [24], [31], [32]). Other recent investigations have been devoted to suitable functionals of telegraph processes (cf. [21], [22] and [27]). See also Tilles and Petrovskii [34] for recent results on the reaction-telegraph process. A modern and exhaustive treatment of the one-dimensional telegraph process is provided in the books by Kolesnik and Ratanov [23] and Zacks [37].

The telegraph process and its numerous generalizations have been largely studied in an unbounded space. Anyway, a certain interest to the effects of boundaries on the telegraph motion can be found in the literature. This interest mainly derives from the need to model physical systems in the presence of a variety of complex conditions (see, for instance, Ishimaru [19] for potential applications in the medical area of the telegraph equation in the presence of boundaries). The explicit distribution of the telegraph process subject to a reflecting or an absorbing barrier has been obtained in Orsingher [29], see also the related results given in Foong and Kanno [16]. Moreover, the treatment of a one-dimensional telegraph equation with either reflecting or partly reflecting boundary conditions has been discussed in Masoliver *et al.* [28]. See also the Chapter 3 of Kolesnik and Ratanov [23] for a wide review on the main results concerning the telegraph process in the presence of reflecting or absorbing boundaries.

The analysis of stochastic processes subject to non-standard boundaries is the object of investigation in various research areas. We are interested in processes that exhibit hard reflection at the boundaries (with random switching to full absorption). This behavior has been expressed in the past in terms of ‘elastic boundaries’ (see Feller [15] and Bharucha-Reid [2], for instance), however this terminology is used nowadays for different purposes. Some examples of papers concerning diffusion processes in the presence of such type of boundaries are provided by Giorno *et al.* [17] and Dominé [13], [14]. See also Veestraeten [35] and Buonocore *et al.* [6] for some applications of these processes in the areas of mathematical neurobiology and medicine. See also Bobrowski [3] for a novel interpretation of some of the problems associated with telegraph processes and for a detailed description of the elastic Brownian motions.

The analysis of the telegraph process in the presence of an elastic boundary is a quite new research topic. Various results on the related absorption time and renewal cycles have been obtained by Di Crescenzo *et al.* [12]. A similar problem has been investigated by Smirnov [33], where a telegraph equation confined by two endpoints is studied from an analytical point of view.

Stimulated by the above mentioned researches, in this paper we aim to investigate the problem of the telegraph process in the presence of two non-standard boundaries, say 0 and $H > 0$. Specifically, if the process reaches any of the two boundaries, it can be absorbed, with probability α , or reflected upwards (downwards), with probability $1 - \alpha$, with $0 < \alpha < 1$. As limit cases, one has pure reflecting behavior for $\alpha = 0$ and pure absorbing behavior for

$\alpha = 1$. Furthermore, we point out that the analysis of the absorption phenomenon deserves interest in many applied fields, such as chemistry and physics (see, for instance, Bohren and Huffman [4] and Lüders and Pohl [26]).

Special attention is given to the explicit determination of the probabilities that the process hits a given boundary starting from each of the two endpoints. In this setting, the typical sample-paths of the motion can be analyzed under four different phases, according to the choices of the initial and the final endpoints. Moreover, we aim to determine the expected duration of the renewal cycles concerning the four phases, and the expected time till the absorption in one of the boundaries. In analogy with the approach exploited in Zacks [37], in this paper we follow the methodology based on (i) the construction of a suitable compound Poisson process, say $Y(t)$, which provide useful information on the upward and downward random times of the particle motion, and (ii) the determination of the mean first-passage-time of $Y(t)$ through linear boundaries.

Recalling the well-known limit behavior of the telegraph process under the Kac's scaling conditions leading to a Wiener process (c.f. Kolesnik and Ratanov [23]), we also perform some comparisons between suitable stopping times of the telegraph process and of the corresponding diffusion process.

Let us now describe the content of the paper. In Section 2 we deal with the stochastic model concerning the telegraph motion in the presence of the specified boundaries 0 and H . Then, we introduce the four phases, during which the particle starts from one endpoint and first hits one of the boundaries. In Section 3 we define the above-mentioned compound Poisson process $Y(t)$, and introduce the main quantities of interest related to the phases of the motion. Then, the first-hitting probabilities of the boundaries are determined in Section 4, whereas Section 5 deals with the expected values of the first-passage-times. Finally, in Section 6 we study the expected time till absorption in one of the two boundaries.

2 The Stochastic Model

Let $\{X(t); t \geq 0\}$ be a one-dimensional telegraph process defined on a probability space $(\Omega, \mathcal{F}, \mathbb{P})$, and assume that it is confined between two boundaries, one at 0 and the other one at the level $H > 0$. This process describes the motion of a particle over the state space $[0, H]$, starting from the origin at the initial time $t = 0$. The particle moves upward and downward alternately with fixed velocity 1. The motion proceeds upward for a positive random time U_1 , then it moves downward for a positive random time D_1 , and so on. We assume that $\{U_i\}_{i \in \mathbb{N}}$ and $\{D_i\}_{i \in \mathbb{N}}$ are independent sequences of i.i.d. random times. When the particle hits the origin or the threshold H it is either absorbed, with probability α , or reflected upwards (downwards), with probability $1 - \alpha$, with $0 < \alpha < 1$. Specifically, if during a downward (upward) period, say D_j (U_j), the particle reaches the origin (the threshold H) and is not absorbed, then instantaneously the motion restarts with positive (negative) velocity, according to an independent random time U_{j+1} (D_{j+1}). A sample path

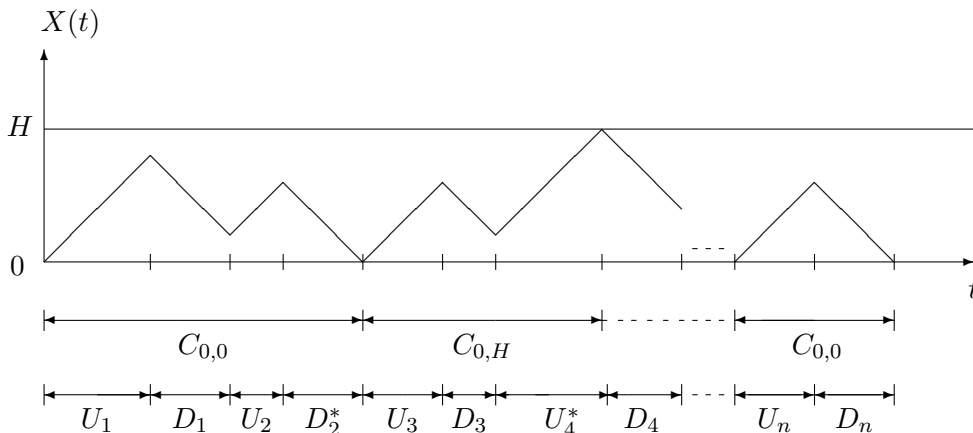


Figure 1: A sample-path of $X(t)$.

of $X(t)$ is shown in Figure 1 where D_j^* (U_j^*) denotes the downward (upward) random period D_j (U_j) truncated by the occurrence of the visit at the origin (level H). The relevance of the random variables D_j^* and U_j^* will be clear in the proof of Theorem 4.1 below.

Hence, we can recognize 4 different phases of the motion of the particle:

- Phase 1: the particle starts from 0 and returns again to 0, without hitting H ;
- Phase 2: the particle starts from 0 and hits H before returning to 0;
- Phase 3: the particle starts from H and returns again to H , without hitting 0;
- Phase 4: the particle starts from H and hits 0 before hitting H again.

For the Phase 1 (Phase 2) we denote by $C_{0,0}$ ($C_{0,H}$) the random time between leaving the origin and arriving at the origin (at level H) without hitting H (the origin). Similarly, for the Phase 3 (Phase 4), we denote by $C_{H,H}$ ($C_{H,0}$) the random time between leaving the level H and arriving at H (at the origin) without hitting the origin (the level H). These random times are called renewal cycles. Some examples of the different phases of the particle motion and of the corresponding renewal cycles are shown in Figure 2.

We remark that an affine transformation given by $\tilde{X}_c(t) := cX(t)$, $t \geq 0$, easily leads to the case when the motion is characterized by an arbitrary constant velocity $c > 0$. Hence, various results concerning velocity 1 can be easily extended to such more general case.

In the following sections an important role will be played by various useful stopping times, which will be assumed to be defined over the natural filtration of the relevant processes.

3 Distribution of the Stopping Times

In this section, we assume that both the upward periods U_j of the motion and the downward ones D_j have exponential distribution with parameters λ and μ respectively. This is the classical case concerning the asymmetric telegraph process. Moreover, in order to study the

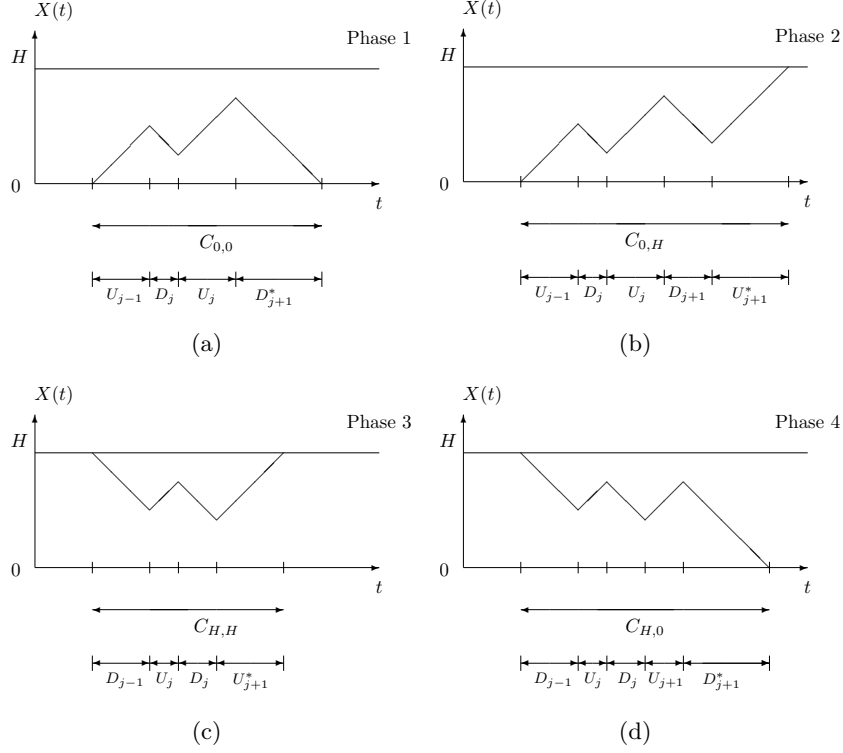


Figure 2: Sample paths of $X(t)$ during the four different phases of motion.

distribution of the renewal cycles, we introduce the auxiliary compound Poisson process

$$Y(t) = \sum_{n=0}^{N(t)} D_n, \quad t \geq 0, \quad (1)$$

where $D_0 = 0$, and

$$N(t) := \max \left\{ n \in \mathbb{N}_0 : \sum_{i=1}^n U_i \leq t \right\}$$

is a Poisson process with intensity λ . Hence, condition $Y(t) = s - t$, $0 < t \leq s$, means that, during the interval $(0, s)$, the particle moves up for t time instants and moves down for the remaining $s - t$ time instants. Furthermore, we remark that the random variables $\{D_j\}_{j \in \mathbb{N}}$ are independent from $\{N(t); t \geq 0\}$. Hence, one has $\mathbb{P}\{Y(t) = 0\} = e^{-\lambda t}$, $t \geq 0$.

Recalling that the running particle starts from the origin at time $t = 0$, we define the stopping times

$$T_{0,0} = \inf \{t > 0 : Y(t) \geq t\}, \quad (2)$$

$$T_{0,H} = \inf \{t > H : Y(t) = t - H\}, \quad (3)$$

$$T_0^* = \min \{T_{0,0}, T_{0,H}\}. \quad (4)$$

Note that the stopping time $T_{0,0}$ can be interpreted as follows: $T_{0,0}$ is the smallest time such that

$$\sum_{i=1}^{N(T_{0,0})} U_i - \sum_{i=1}^{N(T_{0,0})} D_i \leq 0,$$

where the term on the left-hand-side gives the position of $X(t)$ after $2N(T_{0,0}) - 1$ velocity changes. Hence, $2N(T_{0,0}) - 1$ is the number of velocity changes such that $X(t)$ reaches the origin for the first time starting from the origin. Similarly, $T_{0,H}$ provides the smallest time such that

$$\sum_{i=1}^{N(T_{0,H})+1} U_i - \sum_{i=1}^{N(T_{0,H})} D_i = H,$$

where the term on the left-hand-side gives the position of $X(t)$ after $2N(T_{0,H}) - 1$ velocity changes. In this case, $2N(T_{0,H}) - 1$ is the number of velocity changes such that $X(t)$ reaches the boundary H for the first time starting from the origin. Due to definitions (2)÷(4), the following expressions for the renewal cycles related to Phase 1 and Phase 2 of the motion hold:

$$C_{0,0} = \mathbf{1}_{\{T_0^*=T_{0,0}\}} 2T_{0,0}, \quad (5)$$

$$C_{0,H} = \mathbf{1}_{\{T_0^*=T_{0,H}\}} (2T_{0,H} - H), \quad (6)$$

where $\mathbf{1}_{\mathbf{A}}$ denotes the indicator function of the set \mathbf{A} . Indeed, one has $X(C_{0,0}) = 0$ if and only if $C_{0,0} = 2 \sum_{i=1}^k U_i$ for a given k . Moreover, in this case we have $Y(T_{0,0}) = \sum_{i=1}^{N(T_{0,0})} D_i = T_{0,0}$. Hence, being $N(T_{0,0})$ even, the following relation holds:

$$2T_{0,0} = 2 \sum_{i=1}^{N(T_{0,0})} D_i = 2 \sum_{i=1}^{N(T_{0,0})} U_i = C_{0,0}.$$

Similarly, we have $X(C_{0,H}) = H$ if and only if $C_{0,H} - 2 \sum_{i=1}^k D_i = H$ for a given k . So from the definition of $T_{0,H}$, in this case it is easy to note that $C_{0,H} = 2T_{0,H} - H$. Figures 3 and 4 show some sample paths of $X(t)$ and of the corresponding compound Poisson process $Y(t)$ during Phase 1 and Phase 2 of the motion, respectively. For instance, from Figure 3(b) we have $T_{0,0} = 1.5$, which is in agreement with the fact that the total upward (downward) total time for $X(t)$ is 1.5, as can be seen in Figure 3(a).

Let us now consider a phase in which the particle begins the motion from the level H . Clearly, the first movement is downward, since the state space of the process is $[0, H]$, and it is governed by an exponentially distributed random variable, say D .

Similarly to the case of Phase 1 and 2, we define the following stopping times

$$T_{H,H}(D) = \inf \{t \geq 0 : Y(t) = t - D\}, \quad (7)$$

$$T_{H,0}(D) = \inf \{t \geq 0 : Y(t) \geq t - D + H\}, \quad (8)$$

$$T_H^*(D) = \min \{T_{H,H}(D), T_{H,0}(D)\}. \quad (9)$$

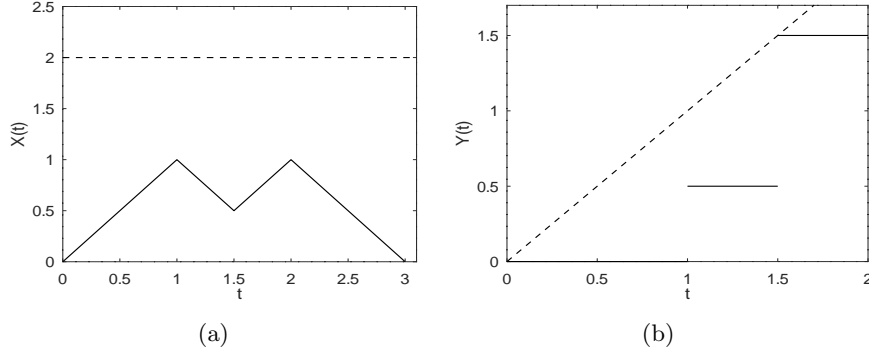


Figure 3: (a) The sample path of the process $X(t)$ and (b) the corresponding compound Poisson process $Y(t)$ (solid line) during the Phase 1 of the motion, for the case $H = 2$.

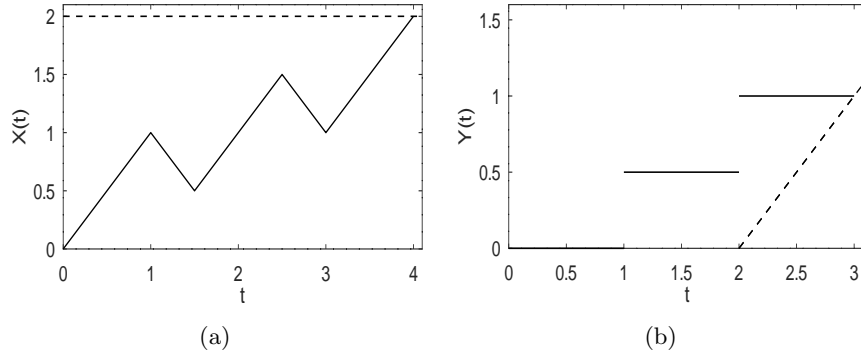


Figure 4: (a) The sample path of the process $X(t)$ and (b) the corresponding compound Poisson process $Y(t)$ (solid line) during the Phase 2 of the motion, for the case $H = 2$.

We remark that the stopping time $T_{H,H}(D)$ is the smallest time such that

$$\sum_{i=1}^{N(T_{H,H}(D))} D_i - \sum_{i=1}^{N(T_{H,H}(D))+1} U_i + D = 0,$$

where the term on the left-hand-side provides the position of $X(t)$ after $2N(T_{H,H}(D)) - 1$ velocity changes. Consequently, $2N(T_{H,H}(D)) - 1$ is the number of velocity changes such that $X(t)$ reaches H for the first time starting from H . In analogy, $T_{H,0}(D)$ is the smallest time such that

$$\sum_{i=1}^{N(T_{H,0}(D))} D_i - \sum_{i=1}^{N(T_{H,0}(D))} U_i + D - H \geq 0,$$

where the term on the left-hand-side gives the position of $X(t)$ after $2N(T_{H,0}(D)) - 1$ velocity changes. In this case, $2N(T_{H,0}(D)) - 1$ is the number of velocity changes such that $X(t)$ reaches the origin for the first time starting from the boundary H . Recalling definitions

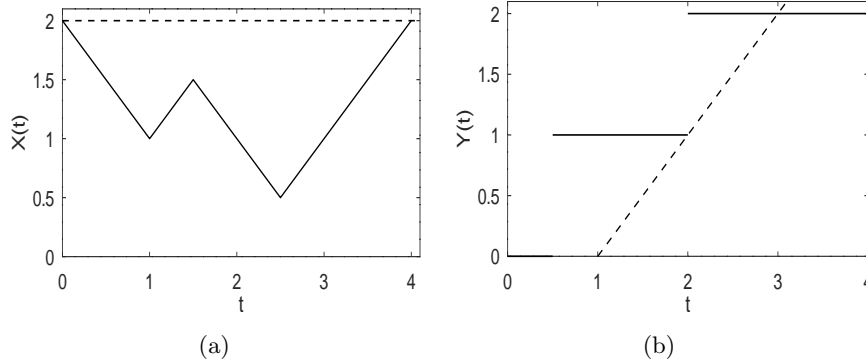


Figure 5: (a) The sample path of the process $X(t)$ and (b) the corresponding compound Poisson process $Y(t)$ (solid line) during the Phase 3 of the motion, for the case $H = 2$.

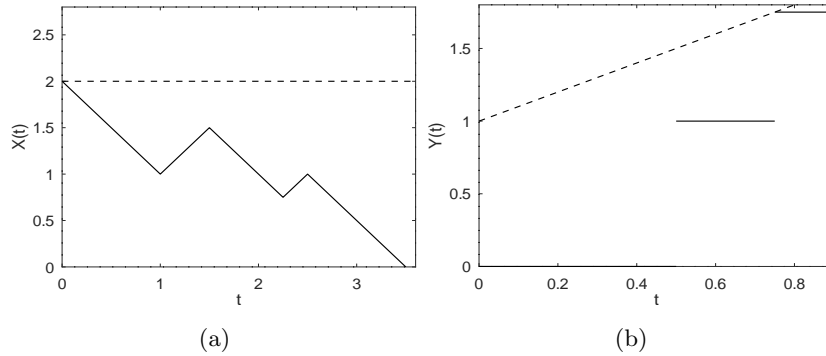


Figure 6: (a) The sample path of the process $X(t)$ and (b) the corresponding compound Poisson process $Y(t)$ (solid line) during the Phase 4 of the motion, for the case $H = 2$.

(7)÷(9), the renewal cycles related to Phase 3 and Phase 4 admit of the following expressions:

$$C_{H,H}(D) = \mathbf{1}_{\{T_H^*(D)=T_{H,H}(D)\}} 2T_{H,H}(D), \quad (10)$$

$$C_{H,0}(D) = \mathbf{1}_{\{T_H^*(D)=T_{H,0}(D)\}} (2T_{H,0}(D) + H). \quad (11)$$

Clearly, if $D \geq H$ we have that $C_{H,H} = 0$ and $C_{H,0} = H$. We note that $X(C_{H,H}(D)) = H$ if and only if $C_{H,H}(D) = 2 \sum_{i=1}^k D_i + 2D$ for a given k . Moreover, in this case one has $Y(T_{H,H}(D)) = \sum_{i=1}^{N(T_{H,H}(D))} D_i = T_{H,H}(D) - D$, and thus $2T_{H,H}(D) = C_{H,H}(D)$. Similarly, we get $X(C_{H,0}(D)) = 0$ if and only if $C_{H,0}(D) = 2 \sum_{i=1}^k U_i + H$ for a given k . In addition, in this case one has $\sum_{i=1}^{N(T_{H,0}(D))} D_i + D - H = \sum_{i=1}^{N(T_{H,0}(D))} U_i = T_{H,0}(D)$, so that $2T_{H,0}(D) + H = C_{H,0}(D)$.

Figures 5 and 6 show some sample paths of $X(t)$ and $Y(t)$ during Phases 3 and 4 of the motion.

We point out that the above approach, based on the auxiliary compound Poisson process $Y(t)$ and its first-crossing time through suitable boundaries, has been adopted successfully in some papers concerning the telegraph process (see, for instance, [5], [11], [12]).

4 Probabilities of Phases

The aim of this Section is to evaluate the probability that the particle starting from a certain boundary u reaches the threshold $v(u)$, without hitting the other boundary $u(v)$, for $u, v \in \{0, H\}$. Hence, with reference to the stopping times defined in Eqs. (2)÷(4) and (7)÷(9), let us consider the following probabilities

$$P_{0,H} = \mathbb{P}\{T_0^* = T_{0,H}\}, \quad P_{0,0} = \mathbb{P}\{T_0^* = T_{0,0}\} = 1 - P_{0,H}, \quad (12)$$

and, for given D ,

$$P_{H,0}(D) = \mathbb{P}\{T_H^* = T_{H,0}(D)\}, \quad P_{H,H}(D) = \mathbb{P}\{T_H^* = T_{H,H}(D)\} = 1 - P_{H,0}(D). \quad (13)$$

Due to the above definitions, $P_{0,0}$ ($P_{0,H}$) gives the probability that, starting from the origin, the particle reaches the origin (the level H) before hitting the other boundary H (the level 0). Similarly, for a given downward time D , $P_{H,H}(D)$ ($P_{H,0}(D)$) gives the probability that, starting from the level H , the particle reaches H (the level 0) before arriving at the other boundary 0 (the level H).

In order to determine the explicit expressions of such probabilities, now we provide the following result.

Proposition 4.1 *Let $Y(T_0^*)$ be the compound Poisson process (1) evaluated at the stopping time T_0^* introduced in (4). The following Wald martingale equation holds*

$$\mathbb{E}\left[e^{\theta Y(T_0^*) - \lambda T_0^* \theta / (\mu - \theta)}\right] = 1, \quad \theta < \mu. \quad (14)$$

Proof. Let us consider the Wald martingale related to the compound Poisson process $Y(t)$, i.e.

$$M(t, \theta) = \frac{\exp(\theta Y(t))}{\mathbb{E}[e^{\theta Y(t)}]}. \quad (15)$$

Recalling that $N(t)$ is a Poisson process with intensity λ , and that the random variables D_n have exponential distribution with parameter μ , the moment generating function of the compound Poisson process $Y(t)$ is given by

$$\mathbb{E}\left[e^{\theta Y(t)}\right] = \exp\left\{\frac{\lambda t \theta}{\mu - \theta}\right\}, \quad \theta < \mu.$$

Hence, from the Eq. (15) one has

$$M(t, \theta) = \exp\left\{\theta Y(t) - \frac{\lambda \theta t}{\mu - \theta}\right\}, \quad \theta < \mu.$$

Due to the martingale property, we have, for every $t > 0$,

$$\mathbb{E}[M(t, \theta)] = 1, \quad \theta < \mu.$$

Hence, the proof immediately follows from Doob's optional stopping Theorem. \square

Let us now determine the probabilities (12) and (13).

Theorem 4.1 *The probabilities that a particle starting from the origin (the level H), hits the level H (the origin), before hitting the origin (the level H) again, are given, for $\lambda \neq \mu$, by*

$$P_{0,H} = \frac{\mu - \lambda}{\mu - \lambda e^{(\lambda-\mu)H}}, \quad (16)$$

and

$$P_{H,0} = \frac{\lambda - \mu}{\lambda - \mu e^{(\mu-\lambda)H}}. \quad (17)$$

Similarly, the probabilities that a particle starting from the origin (the level H), hits the origin (the level H), before hitting the level H (the origin), for $\lambda \neq \mu$ are expressed as

$$P_{0,0} = 1 - P_{0,H} = \frac{\lambda e^{H(\lambda-\mu)} - \lambda}{\lambda e^{H(\lambda-\mu)} - \mu}, \quad (18)$$

and

$$P_{H,H} = 1 - P_{H,0} = \frac{\mu (1 - e^{-(\lambda-\mu)H})}{\lambda - \mu e^{-(\lambda-\mu)H}}. \quad (19)$$

Proof. For a given $i \in \mathbb{N}$, let $D_i \sim \text{Exp}(\mu)$ be the random duration of the downward period during which $X(t)$ crosses the origin for the first time. Hence, the following equalities in distribution hold:

$$\begin{aligned} Y(T_0^*) \mathbf{1}_{\{T_0^*=T_{0,0}\}} &\stackrel{d}{=} T_{0,0} + D_i - D_i^*, \\ Y(T_0^*) \mathbf{1}_{\{T_0^*=T_{0,H}\}} &\stackrel{d}{=} T_{0,H} - H. \end{aligned} \quad (20)$$

Clearly, for the memoryless property, we have $D_i - D_i^* \sim \text{Exp}(\mu)$, with $D_i - D_i^*$ independent from $T_{0,0}$. Recalling Eq. (4) and thanks to (20), Eq. (14) becomes, for all $\theta < \mu$,

$$\frac{\mu}{\mu - \theta} \mathbb{E} \left[e^{\omega T_{0,0}} \mathbf{1}_{\{T_0^*=T_{0,0}\}} \right] + e^{-H\theta} \mathbb{E} \left[e^{\omega T_{0,H}} \mathbf{1}_{\{T_0^*=T_{0,H}\}} \right] = 1, \quad (21)$$

where

$$\omega := \frac{\theta \cdot (\mu - \lambda - \theta)}{\mu - \theta}. \quad (22)$$

From Eq. (22) we have $\theta^2 + \theta(\lambda - \mu - \omega) - \mu\omega = 0$. Denoting by $\theta_1(\omega) \leq \theta_2(\omega)$ the roots of the latter equation, and recalling that $\theta < \mu$, cf. Proposition 4.1, we have

$$\theta_1(\omega) \leq \theta_2(\omega) < \mu,$$

which is equivalent to

$$\omega \leq \left(\sqrt{\lambda} - \sqrt{\mu} \right)^2.$$

Let us now define

$$F_{0,0}(\omega) = \mathbb{E} \left[e^{\omega T_{0,0}} \mathbf{1}_{\{T_0^*=T_{0,0}\}} \right],$$

and

$$F_{0,H}(\omega) = \mathbb{E} \left[e^{\omega T_{0,H}} \mathbf{1}_{\{T_0^*=T_{0,H}\}} \right].$$

Substituting the roots $\theta_{1,2}(\omega)$ in Eq. (21), we obtain the system

$$\begin{cases} \frac{\mu}{\mu - \theta_1(\omega)} F_{0,0}(\omega) + e^{-H\theta_1(\omega)} F_{0,H}(\omega) = 1, \\ \frac{\mu}{\mu - \theta_2(\omega)} F_{0,0}(\omega) + e^{-H\theta_2(\omega)} F_{0,H}(\omega) = 1, \end{cases}$$

whose solutions are given by

$$\begin{aligned} F_{0,0}(\omega) &= \frac{(e^{-H\theta_1(\omega)} - e^{-H\theta_2(\omega)}) (\mu - \theta_1(\omega)) (\mu - \theta_2(\omega))}{\mu [(\mu - \theta_1(\omega)) e^{-H\theta_1(\omega)} - (\mu - \theta_2(\omega)) e^{-H\theta_2(\omega)}]}, \\ F_{0,H}(\omega) &= \frac{\theta_2(\omega) - \theta_1(\omega)}{(\mu - \theta_1(\omega)) e^{-H\theta_1(\omega)} - (\mu - \theta_2(\omega)) e^{-H\theta_2(\omega)}}. \end{aligned} \quad (23)$$

Finally, by taking $\theta = 0$ we have $\omega = 0$, so that from the second of Eqs. (23) one has

$$P_{0,H} = F_{0,H}(0) = \frac{\lambda - \mu}{\lambda e^{H(\lambda - \mu)} - \mu}.$$

Hence, since $P_{0,0} = 1 - P_{0,H}$, we immediately obtain Eq. (18). In the cases of Phase 3 and Phase 4, for a given D , the martingale equation reads

$$e^{-\theta D} F_{H,H}(\omega|D) + e^{\theta(H-D)} \left(\frac{\mu}{\mu - \theta} \right) F_{H,0}(\omega|D) = 1, \quad \omega \leq (\sqrt{\lambda} - \sqrt{\mu})^2, \quad (24)$$

where

$$\begin{aligned} F_{H,H}(\omega|D) &= \mathbb{E} \left[e^{\omega T_{H,H}(D)} \mathbf{1}_{\{T_H^*(D) = T_{H,H}(D)\}} \right], \\ F_{H,0}(\omega|D) &= \mathbb{E} \left[e^{\omega T_{H,0}(D)} \mathbf{1}_{\{T_H^*(D) = T_{H,0}(D)\}} \right]. \end{aligned}$$

Following a similar reasoning, the solution of the system obtained substituting $\theta_1(\omega)$ and $\theta_2(\omega)$ in Eq. (24) is given by

$$\begin{aligned} F_{H,H}(\omega|D) &= \frac{(\mu - \theta_2(\omega)) e^{\theta_1(\omega)(H-D)} - (\mu - \theta_1(\omega)) e^{\theta_2(\omega)(H-D)}}{(\mu - \theta_2(\omega)) e^{-\theta_1(\omega)(D-H) - \theta_2(\omega)D} - (\mu - \theta_1(\omega)) e^{-\theta_1(\omega)D - \theta_2(\omega)(D-H)}}, \\ F_{H,0}(\omega|D) &= \frac{e^{-\theta_1(\omega)D} - e^{-\theta_2(\omega)D}}{\frac{\mu}{\mu - \theta_2(\omega)} e^{-\theta_1(\omega)D + \theta_2(\omega)(H-D)} - \frac{\mu}{\mu - \theta_1(\omega)} e^{-\theta_2(\omega)D + \theta_1(\omega)(H-D)}}. \end{aligned} \quad (25)$$

Hence, for $\theta = 0$ one has $\omega = 0$, and thus

$$P_{H,0}(D) = F_{H,0}(0|D) = \frac{\lambda (e^{(\mu - \lambda)D} - 1)}{\mu e^{(\mu - \lambda)H} - \lambda}, \quad (26)$$

and thus

$$P_{H,H}(D) = 1 - P_{H,0}(D) = \frac{\mu e^{(\mu - \lambda)H} - \lambda e^{(\mu - \lambda)D}}{\mu e^{(\mu - \lambda)H} - \lambda}.$$

Being D an exponentially distributed random variable with parameter μ , and recalling Eq. (26), finally the probability $P_{H,0}$ can be evaluated as follows

$$P_{H,0} = \mu \int_0^H e^{-\mu x} P_{H,0}(x) dx + \mu \int_H^{+\infty} e^{-\mu x} dx = \frac{\mu - \lambda}{\mu e^{(\mu - \lambda)H} - \lambda}.$$

Moreover, noting that $P_{H,H} = 1 - P_{H,0}$, we obtain Eq. (19). This completes the proof. Note that, by symmetry, the probabilities $P_{H,0}$ and $P_{H,H}$ can be obtained also by interchanging λ with μ in the expressions of $P_{0,0}$ and $P_{0,H}$, respectively. \square

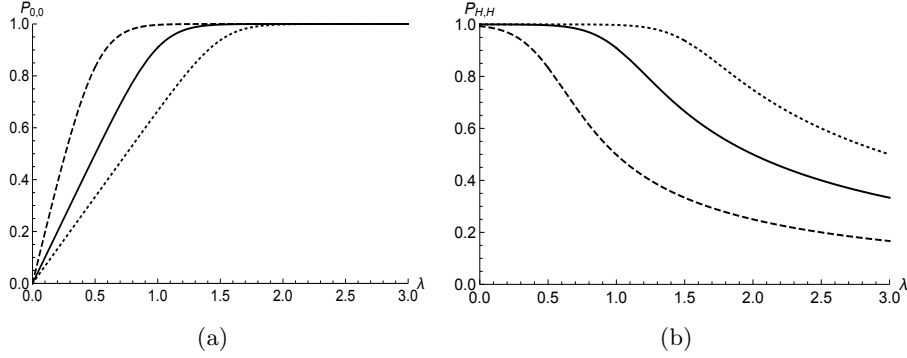


Figure 7: Plot (a) (Plot (b)) shows $P_{0,0}$ ($P_{H,H}$) as a function of λ , for $\mu = 0.5$ (dashed line), $\mu = 1$ (solid line) and $\mu = 1.5$ (dotted line). In both cases it is $H = 10$.

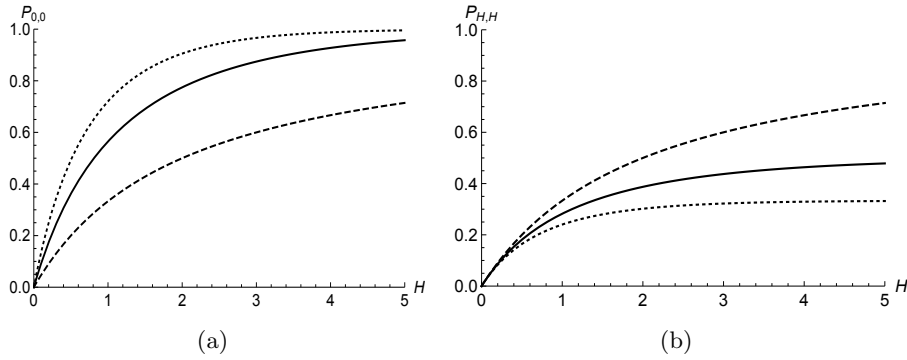


Figure 8: Plot (a) (Plot (b)) shows $P_{0,0}$ ($P_{H,H}$) as a function of H , for $(\lambda, \mu) = (0.5, 0.5)$ (dashed line), $(\lambda, \mu) = (1, 0.5)$ (solid line) and $(\lambda, \mu) = (1.5, 0.5)$ (dotted line).

Figures 7–8 provide the probabilities $P_{0,0}$ and $P_{H,H}$ for various choices of the parameters. They show that $P_{0,0}$ is increasing in λ and H , and is decreasing in μ . Similarly, $P_{H,H}$ is increasing in μ and H , and is decreasing in λ .

Thanks to Theorem 4.1, we immediately get the following result.

Corollary 4.1 *For $\lambda = \mu$, the probabilities (16)–(19) are given by*

$$P_{0,0} = P_{H,H} = \frac{\mu H}{1 + \mu H},$$

and

$$P_{0,H} = P_{H,0} = \frac{1}{1 + \mu H}.$$

5 Expected Values of Stopping Times

In this section we exploit the martingale equation given in Section 4 to obtain the explicit expression of the mean value of the first-passage times defined in (2)–(4) and (7)–(9). We

now focus on the stopping times $T_{u,v}$, for $u, v \in \{0, H\}$. Clearly, these are not honest random variables, whereas $T_{u,v}\mathbf{1}_{\{T_u^*=T_{u,v}\}}$ are, for $u, v \in \{0, H\}$. With reference to Eq. (5) (Eq. (10)), we note that $T_{0,0}\mathbf{1}_{\{T_0^*=T_{0,0}\}}$ ($T_{H,H}\mathbf{1}_{\{T_H^*=T_{H,H}\}}$) represents the half of the time that the process $X(t)$ spends to return to the origin (the boundary H) for the first time without hitting the boundary H (the origin). The meaning of $T_{0,H}\mathbf{1}_{\{T_0^*=T_{0,H}\}}$ and $T_{H,0}\mathbf{1}_{\{T_H^*=T_{H,0}\}}$ is similar, due to Eqs. (6) and (11).

Proposition 5.1 *The expected values of $T_{0,H}\mathbf{1}_{\{T_0^*=T_{0,H}\}}$ and $T_{0,0}\mathbf{1}_{\{T_0^*=T_{0,0}\}}$ are given, for $\lambda \neq \mu$, by*

$$\mathbb{E} \left[T_{0,H}\mathbf{1}_{\{T_0^*=T_{0,H}\}} \right] = \frac{e^{(\mu-\lambda)H} \{2\lambda\mu[e^{(\mu-\lambda)H} - 1] + H(\lambda - \mu)[\lambda^2 + \mu^2 e^{(\mu-\lambda)H}]\}}{(\lambda - \mu)(\lambda - \mu e^{(\mu-\lambda)H})^2},$$

$$\mathbb{E} \left[T_{0,0}\mathbf{1}_{\{T_0^*=T_{0,0}\}} \right] = \frac{\lambda \{ \lambda - \mu e^{2H(\mu-\lambda)} - e^{H(\mu-\lambda)}(\lambda - \mu) [1 + H(\lambda + \mu)] \}}{(\lambda - \mu) (\lambda - \mu e^{H(\mu-\lambda)})^2}.$$

Moreover, for the expected values of $T_{H,H}\mathbf{1}_{\{T_H^*=T_{H,H}\}}$ and $T_{H,0}\mathbf{1}_{\{T_H^*=T_{H,0}\}}$ we have, for $\lambda \neq \mu$,

$$\mathbb{E} \left[T_{H,H}\mathbf{1}_{\{T_H^*=T_{H,H}\}} \right] = \frac{\mu \{ \lambda - \mu e^{2H(\mu-\lambda)} + (\mu - \lambda)e^{(\mu-\lambda)H} [1 + H(\mu + \lambda)] \}}{(\lambda - \mu) (\lambda - \mu e^{(\mu-\lambda)H})^2},$$

and

$$\mathbb{E} \left[T_{H,0}\mathbf{1}_{\{T_H^*=T_{H,0}\}} \right] = \frac{\lambda\mu \{ 2 + H(\mu - \lambda) + e^{H(\mu-\lambda)} [-2 + H(\mu - \lambda)] \}}{(\mu - \lambda) (\lambda - \mu e^{(\mu-\lambda)H})^2}.$$

Proof. Recalling Eq. (23), we have

$$\begin{aligned} \mathbb{E} \left[T_{0,H}\mathbf{1}_{\{T_0^*=T_{0,H}\}} \right] &= \left. \frac{\partial}{\partial \omega} F_{0,H}(\omega) \right|_{\omega=0} \\ &= \frac{\lambda + \mu}{(\lambda - \mu) (\mu - \lambda e^{H(\lambda-\mu)})} + \frac{\mu + \mu^2 H + \lambda e^{H(\lambda-\mu)} (1 + \lambda H)}{(\mu - \lambda e^{H(\lambda-\mu)})^2}. \end{aligned}$$

Similarly,

$$\mathbb{E} \left[T_{0,0}\mathbf{1}_{\{T_0^*=T_{0,0}\}} \right] = \frac{\lambda [\lambda - \mu e^{2H(\mu-\lambda)} - e^{H(\mu-\lambda)}(\lambda - \mu) (1 + H(\lambda + \mu))]}{(\lambda - \mu) (\lambda - \mu e^{H(\mu-\lambda)})^2}.$$

By setting

$$M_{H,H}(\lambda, \mu, H, D) = \mathbb{E} \left[T_{H,H}(D)\mathbf{1}_{\{T_H^*(D)=T_{H,H}(D)\}} \right]$$

and

$$M_{H,0}(\lambda, \mu, H, D) = \mathbb{E} \left[T_{H,0}(D)\mathbf{1}_{\{T_H^*(D)=T_{H,0}(D)\}} \right],$$

from Eq. (25) we have

$$\begin{aligned} M_{H,H}(\lambda, \mu, H, D) &= \left\{ D \left(\lambda - \mu e^{(\mu-\lambda)H} \right) \left(\lambda^2 e^{(\mu-\lambda)D} + \mu^2 e^{(\mu-\lambda)H} \right) \right. \\ &\quad \left. + \lambda \mu e^{(\mu-\lambda)H} \left(e^{(\mu-\lambda)D} - 1 \right) (2 + H(\lambda + \mu)) \right\} \frac{1}{(\lambda - \mu) (\lambda - \mu e^{(\mu-\lambda)H})^2}, \end{aligned}$$

and

$$M_{H,0}(\lambda, \mu, H, D) = \lambda \left\{ D \left(\mu + \lambda e^{(\mu-\lambda)D} \right) \left(\mu - \mu e^{(\mu-\lambda)H} \right) + \left(e^{(\mu-\lambda)D} - 1 \right) \left(\lambda + \lambda \mu H + e^{(\mu-\lambda)H} (1 + \lambda H) \mu \right) \right\} \frac{1}{(\lambda - \mu) (\lambda - \mu e^{(\mu-\lambda)H})^2}.$$

Hence, due to Eqs. (10) and (11), and recalling that, for $D \geq H$ it is $C_{H,H} = 0$ and $C_{H,0} = H$, we finally obtain

$$\begin{aligned} \mathbb{E} \left[T_{H,H} \mathbf{1}_{\{T_H^* = T_{H,H}\}} \right] &= \mu \int_0^H e^{-\mu x} M_{H,H}(\lambda, \mu, H, x) dx \\ &= \frac{\mu \left\{ \lambda - \mu e^{2H(\mu-\lambda)} + (\mu - \lambda) e^{(\mu-\lambda)H} [1 + H(\mu + \lambda)] \right\}}{(\lambda - \mu) (\lambda - \mu e^{(\mu-\lambda)H})^2}, \end{aligned}$$

and

$$\begin{aligned} \mathbb{E} \left[T_{H,0} \mathbf{1}_{\{T_H^* = T_{H,0}\}} \right] &= \mu \int_0^H e^{-\mu x} M_{H,0}(\lambda, \mu, H, x) dx \\ &= \frac{\lambda \mu \left\{ 2 + H(\mu - \lambda) + e^{H(\mu-\lambda)} [-2 + H(\mu - \lambda)] \right\}}{(\mu - \lambda) (\lambda - \mu e^{(\mu-\lambda)H})^2}. \end{aligned}$$

The proof is thus completed. \square

From Proposition 5.1 one has the following

Corollary 5.1 *In the case $\lambda = \mu$, we have*

$$\begin{aligned} \mathbb{E} \left[T_{0,H} \mathbf{1}_{\{T_0^* = T_{0,H}\}} \right] &= \frac{H(6 + 6\mu H + H^2 \mu^2)}{6(1 + \mu H)^2}, \\ \mathbb{E} \left[T_{0,0} \mathbf{1}_{\{T_0^* = T_{0,0}\}} \right] &= \mathbb{E} \left[T_{H,H} \mathbf{1}_{\{T_H^* = T_{H,H}\}} \right] = \frac{\mu H^2(3 + 2\mu H)}{6(1 + \mu H)^2}, \\ \mathbb{E} \left[T_{H,0} \mathbf{1}_{\{T_H^* = T_{H,0}\}} \right] &= \frac{\mu^2 H^3}{6(1 + \mu H)^2}. \end{aligned}$$

The expected values of the renewal cycles are provided hereafter.

Theorem 5.1 *For the renewal cycles starting from the origin, for $\lambda \neq \mu$ the means are given by*

$$\begin{aligned} \mathbb{E}(C_{0,0}) &= \frac{2\lambda \left\{ \lambda - \mu e^{2H(\mu-\lambda)} + (\mu - \lambda) e^{H(\mu-\lambda)} [1 + H(\lambda + \mu)] \right\}}{(\lambda - \mu) (\lambda - \mu e^{H(\mu-\lambda)})^2}, \\ \mathbb{E}(C_{0,H}) &= \frac{e^{H(\mu-\lambda)} \left\{ 4\lambda \mu [-1 + e^{H(\mu-\lambda)}] + H(\lambda^2 - \mu^2) [\lambda + \mu e^{H(\mu-\lambda)}] \right\}}{(\lambda - \mu) (\lambda - \mu e^{(\mu-\lambda)H})^2}. \end{aligned}$$

For the renewal cycles starting from H , for $\lambda \neq \mu$ the means are given by

$$\mathbb{E}(C_{H,0}) = \frac{\mu e^{H(\lambda-\mu)} [\lambda(4 + \lambda H) - \mu^2 H] + \lambda e^{2H(\lambda-\mu)} [-4\mu + H(\lambda^2 - \mu^2)]}{(\lambda - \mu) (\mu - \lambda e^{H(\lambda-\mu)})^2},$$

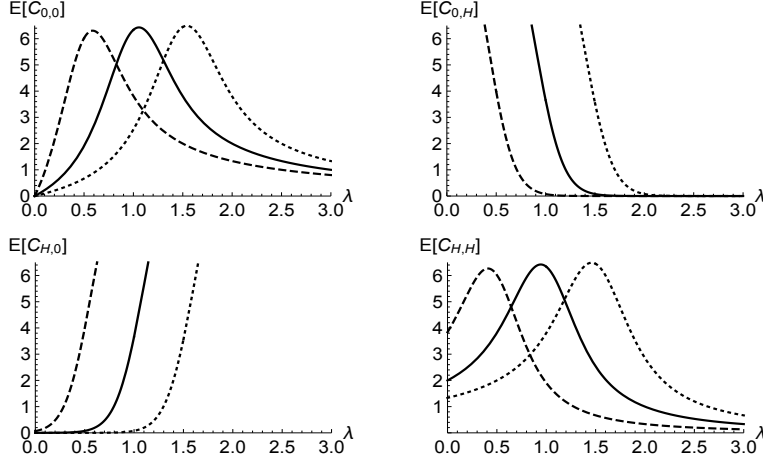


Figure 9: The mean values of the renewal cycles as a function of λ , for $H=10$ with $\mu = 0.5$ (dashed line), $\mu = 1$ (solid line) and $\mu = 1.5$ (dotted line).

$$\mathbb{E}(C_{H,H}) = \frac{2\mu \{ \lambda - \mu e^{2H(\mu-\lambda)} + (\mu - \lambda)e^{H(\mu-\lambda)} [1 + H(\mu + \lambda)] \}}{(\lambda - \mu) (\lambda - \mu e^{(\mu-\lambda)H})^2}.$$

Moreover, in the special case $\lambda = \mu$, we have

$$\mathbb{E}(C_{0,0}) = \mathbb{E}(C_{H,H}) = \frac{\mu H^2 (3 + 2\mu H)}{3(1 + \mu H)^2},$$

$$\mathbb{E}(C_{0,H}) = \mathbb{E}(C_{H,0}) = \frac{H(3 + 3\mu H + \mu^2 H^2)}{3(1 + \mu H)^2}.$$

Proof. The proof follows easily from Theorem 4.1, Proposition 5.1 and recalling Eqs. (5), (6), (10) and (11). \square

Figures 9 and 10 provide some plots of the expected values of renewal cycles for different choices of the parameters.

Remark 5.1 From the first result of Theorem 5.1 it is not hard to see that, for $\lambda > \mu$,

$$\lim_{H \rightarrow \infty} \mathbb{E}(C_{0,0}) = \frac{2}{\lambda - \mu},$$

which is equal to the mean return time to the origin of the telegraph process in the presence of a single boundary at 0 (cf. Proposition 3 of [12]).

Remark 5.2 Consider the process $\tilde{X}_c(t) = cX(t)$, $t \geq 0$. Clearly, this is an asymmetric telegraph process with velocity c and parameters λ , μ . With reference to the stopping times $C_{0,v}$, $v \in \{0, H\}$, introduced in Section 2, we now denote by $\tilde{C}_{0,v}$, $v \in \{0, H\}$, the corresponding stopping times for the process $\tilde{X}_c(t)$. Since the hitting times of $\tilde{X}_c(t)$ through $\{0, H\}$ correspond to the hitting times of $X(t)$ through $\{0, H/c\}$, we clearly have $\mathbb{E}(\tilde{C}_{0,v}) = \mathbb{E}(C_{0,v})|_{H=H/c}$ with $\mathbb{E}(C_{0,v})$, $v \in \{0, H\}$, given in Theorem 5.1. Hence, it is not hard to see that

$$\lim_{SC} \mathbb{E}(\tilde{C}_{0,v}) = 0, \quad v \in \{0, H\}, \quad (27)$$

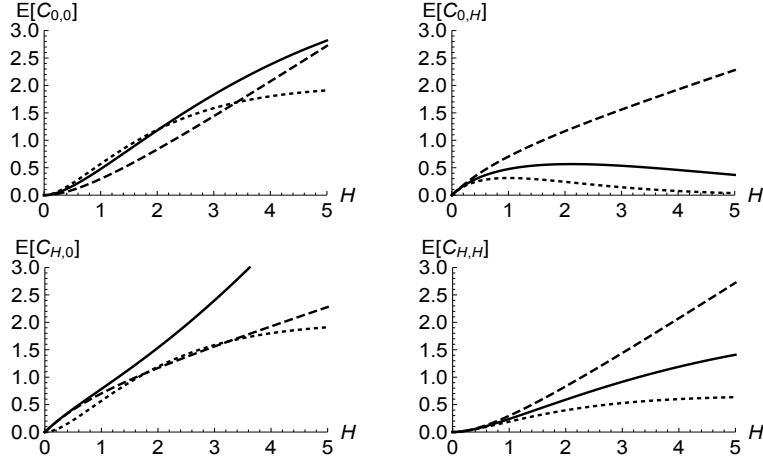


Figure 10: The mean values of the renewal cycles given in Theorem 5.1 as a function of H , for $(\lambda, \mu) = (0.5, 0.5)$ (dashed line), $(\lambda, \mu) = (1, 0.5)$ (solid line) and $(\lambda, \mu) = (1.5, 0.5)$ (dotted line).

where \lim_{SC} means that the limit is performed under the scaling conditions that allow $\tilde{X}_c(t)$ to converge to the Wiener process with drift $\eta = \beta - \alpha$ and infinitesimal variance σ^2 , i.e. (see Section 5 of López and Ratanov [25])

$$c \rightarrow \infty, \quad \lambda \sim \frac{1}{\sigma^2} (c^2 + 2\alpha c), \quad \mu \sim \frac{1}{\sigma^2} (c^2 + 2\beta c), \quad \alpha, \beta > 0. \quad (28)$$

Let us define the stopping time

$$\tilde{\tau} := \inf\{t > 0 : \tilde{X}_c(t) \in \{0, H\}\} \equiv \inf\left\{t > 0 : X(t) \in \left\{0, \frac{H}{c}\right\}\right\}, \quad \tilde{X}_c(0) = X(0) = 0. \quad (29)$$

Clearly, we have $\tilde{\tau} = \min\{\tilde{C}_{0,0}, \tilde{C}_{0,H}\}$ and thus, from (27), $\lim_{SC} \mathbb{E}(\tilde{\tau}) = 0$. This is in agreement with the analogous result for the above mentioned limiting Wiener process, for which the corresponding stopping time is equal to 0 w.p. 1, and is also confirmed by the analysis performed in Section 2.1 of Dominé [13]. The cases when the initial state is equal to the upper boundary can be treated similarly.

6 Expected Time till Absorption

Let us denote by M the random variable counting the number of phases completed until absorption. Hence, recalling the model described in Section 2, M has geometric distribution with parameter $\alpha \in (0, 1)$, where α is the switching parameter, being the particles absorbed with probability α , or reflected upwards (downwards) with probability $1 - \alpha$. Note that the random variables $M, C_{0,0}, C_{0,H}, C_{H,H}, C_{H,0}$ are mutually independent.

Let us denote by L_n the expected length of a sample path leading to the absorption in the origin 0 or in the level H when $M = n$. We assume that $S_{0,0}$ is the sample path

corresponding to Phase 1, $S_{0,H}$ the sample path for Phase 2, $S_{H,H}$ that for Phase 3, and $S_{H,0}$ the sample path corresponding to Phase 4. For example, if $M = 1$ we have two possible sample paths, i.e. $S_{0,0}$ and $S_{0,H}$; if $M = 2$ there are four possible sample paths: $\{S_{0,0}, S_{0,0}\}$, $\{S_{0,0}, S_{0,H}\}$, $\{S_{0,H}, S_{H,H}\}$ and $\{S_{0,H}, S_{H,0}\}$, and so on. Due to independence, the probability of each sample path is the product of the corresponding probabilities of phases within the sample path. So, the expected length of a sample path is the sum of the expected lengths of the corresponding phases.

In order to provide a formal expression of the expected lengths L_n , let us now introduce the matrix

$$\mathbf{P} = \begin{pmatrix} P_{0,0} & P_{0,H} \\ P_{H,0} & P_{H,H} \end{pmatrix} \quad (30)$$

and denote its j -th power by

$$\mathbf{P}^{(j)} = \begin{pmatrix} P_{0,0}^{(j)} & P_{0,H}^{(j)} \\ P_{H,0}^{(j)} & P_{H,H}^{(j)} \end{pmatrix}, \quad (31)$$

for $j \in \mathbb{N}$. Moreover, let us now set

$$Q_{u,v}^{(i,m)} = \sum_{j=i}^m P_{u,v}^{(j)}, \quad u, v \in \{0, H\}, \quad i, m \in \mathbb{N}, \quad i \leq m. \quad (32)$$

Proposition 6.1 *The expected length of a sample path of $X(t)$ leading to the absorption in one of the boundaries during the n -th phase can be expressed as*

$$L_1 = c_{0,0}P_{0,0} + c_{0,H}P_{0,H}, \quad (33)$$

and for $n \geq 2$

$$\begin{aligned} L_n = L_1 & \left[(1 + P_{0,0}) + P_{0,0}^{(2)}Q_{0,0}^{(0,n-3)} + P_{0,H}^{(2)}Q_{H,0}^{(1,n-3)} \right] \\ & + L_1^* \left[P_{0,H} + P_{0,0}^{(2)}Q_{0,H}^{(1,n-3)} + P_{0,H}^{(2)}Q_{H,H}^{(0,n-3)} \right], \end{aligned} \quad (34)$$

where $P_{u,v}$ and $Q_{u,v}^{(i,m)}$, $u, v \in \{0, H\}$, are defined respectively in Eqs. (12), (13), and (32), and where we have set $c_{u,v} = \mathbb{E}[C_{u,v}]$, for $u, v \in \{0, H\}$, and $L_1^* = c_{H,0}P_{H,0} + c_{H,H}P_{H,H}$.

Proof. The expression of L_1 given in Eq. (33) follows immediately from the definition. For $n \geq 2$ we prove the result by induction. Since

$$L_2 = 2c_{0,0}P_{0,0}^2 + (c_{0,0} + c_{0,H})P_{0,0}P_{0,H} + (c_{0,H} + c_{H,H})P_{0,H}P_{H,H} + (c_{0,H} + c_{H,0})P_{0,H}P_{H,0},$$

and being $P_{i,0} + P_{i,H} = 1$ for $i \in \{0, H\}$, Eq. (34) holds for $n = 2$. Noting that, for all $n \geq 2$, it is

$$L_n = L_{n-1} + L_1P_{0,0}^{(n-1)} + L_1^*P_{0,H}^{(n-1)},$$

and making use of the induction hypothesis, we obtain

$$\begin{aligned}
L_{n+1} &= L_n + L_1 P_{0,0}^{(n)} + L_1^* P_{0,H}^{(n)} \\
&= L_2 + L_1 P_{0,0}^{(2)} Q_{0,0}^{(0,n-3)} + L_1 P_{0,H}^{(2)} Q_{H,0}^{(1,n-3)} + L_1^* P_{0,0}^{(2)} Q_{0,H}^{(1,n-3)} + L_1^* P_{0,H}^{(2)} Q_{H,H}^{(0,n-3)} \\
&\quad + L_1 \left[P_{0,0}^{(2)} P_{0,0}^{(n-2)} + P_{0,H}^{(2)} P_{H,0}^{(n-2)} \right] + L_1^* \left[P_{0,0}^{(2)} P_{0,H}^{(n-2)} + P_{0,H}^{(2)} P_{H,H}^{(n-2)} \right] \\
&= L_2 + L_1 P_{0,0}^{(2)} Q_{0,0}^{(0,n-2)} + L_1 P_{0,H}^{(2)} Q_{H,0}^{(1,n-2)} + L_1^* P_{0,0}^{(2)} Q_{0,H}^{(1,n-2)} + L_1^* P_{0,H}^{(2)} Q_{H,H}^{(0,n-2)},
\end{aligned}$$

so that the proposition immediately follows. \square

Let us now obtain the formal expression of the j -th power of matrix (30).

Proposition 6.2 The matrix (31) can be expressed as

$$\mathbf{P}^{(j)} = \begin{pmatrix} \frac{P_{H,0} + P_{0,H} \vartheta^j}{P_{H,0} + P_{0,H}} & \frac{P_{0,H} - P_{0,H} \vartheta^j}{P_{H,0} + P_{0,H}} \\ \frac{P_{H,0} - P_{H,0} \vartheta^j}{P_{H,0} + P_{0,H}} & \frac{P_{0,H} + P_{H,0} \vartheta^j}{P_{H,0} + P_{0,H}} \end{pmatrix}, \quad (35)$$

where we have set

$$\vartheta = \frac{P_{0,0} - P_{0,H} + P_{H,H} - P_{H,0}}{2} \equiv P_{0,0} + P_{H,H} - 1. \quad (36)$$

Proof. Recalling the probabilities obtained in Theorem 4.1, it is easy to note that the matrix

$$\mathbf{P} = \begin{pmatrix} P_{0,0} & P_{0,H} \\ P_{H,0} & P_{H,H} \end{pmatrix}$$

has characteristic polynomial given by $p(\lambda) = (\lambda - \vartheta)(\lambda - 1)$, with ϑ given in (36). For the sake of non triviality, we consider the case of $0 < P_{u,v} < 1$ with $u, v \in \{0, H\}$ and thus \mathbf{P} admits of the following factorization:

$$\mathbf{P} = \mathbf{B} \cdot \begin{pmatrix} \vartheta & 0 \\ 0 & 1 \end{pmatrix} \cdot \mathbf{B}^{-1},$$

where

$$\mathbf{B} = \begin{pmatrix} -\frac{P_{0,H}}{P_{H,0}} & 1 \\ 1 & 1 \end{pmatrix}.$$

Hence, noting that

$$\mathbf{B}^{-1} = \begin{pmatrix} -\frac{P_{H,0}}{P_{H,0} + P_{0,H}} & \frac{P_{H,0}}{P_{H,0} + P_{0,H}} \\ \frac{P_{H,0}}{P_{H,0} + P_{0,H}} & \frac{P_{0,H}}{P_{H,0} + P_{0,H}} \end{pmatrix},$$

Eq. (35) follows from (31) by means of straightforward calculations. \square

Let us now denote by T_A the time till absorption in the origin or in the boundary H , i.e.

$$T_A = \inf\{s > 0 : X(t) \in \{0, H\} \quad \forall t > s\}. \quad (37)$$

In the next theorem we provide its expected value.

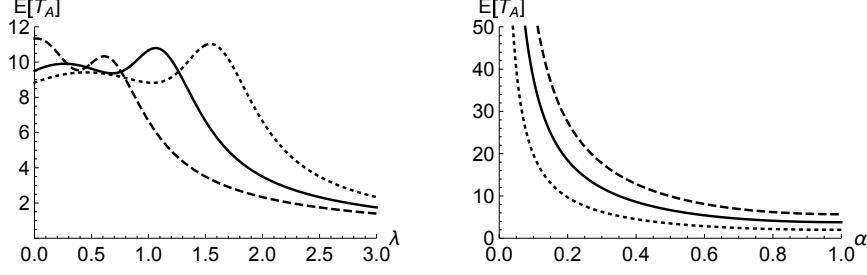


Figure 11: Left: $\mathbb{E}(T_A)$ as a function of λ for $\alpha = 0.5$ and $\mu = 0.5$ (dashed line), $\mu = 1$ (solid line), $\mu = 1.5$ (dotted line). Right: $\mathbb{E}(T_A)$ as a function of α for $\mu = 0.5$ and $\lambda = 0.5$ (dashed line), $\lambda = 1$ (solid line), $\lambda = 1.5$ (dotted line). In both cases $H = 10$.

Theorem 6.1 For $0 < \alpha < 1$, the mean time till absorption in the origin or in the boundary H is

$$\begin{aligned} \mathbb{E}(T_A) = & L_1 \left[1 - \alpha(1 - \alpha) + (1 - \alpha)P_{0,0} + (1 - \alpha)^2 \frac{[1 - P_{0,H}(2 - P_{0,H} - P_{H,0})]}{\alpha + (1 - \alpha)(P_{0,H} + P_{H,0})} \right. \\ & \left. + \frac{(1 - \alpha)^3}{\alpha} \frac{P_{H,0}}{\alpha + (1 - \alpha)(P_{0,H} + P_{H,0})} \right] + L_1^* P_{0,H}(1 - \alpha) \\ & \times \left[\alpha + (1 - \alpha) \frac{2 + (1 - P_{0,H} - P_{H,0})\alpha}{\alpha + (1 - \alpha)(P_{0,H} + P_{H,0})} + \frac{(1 - \alpha)^2}{\alpha} \frac{1}{\alpha + (1 - \alpha)(P_{0,H} + P_{H,0})} \right], \end{aligned} \quad (38)$$

where the probabilities $P_{0,0}$, $P_{0,H}$, $P_{H,0}$, $P_{H,H}$ and the values of L_1 , L_1^* have been obtained in Theorem 4.1 and Proposition 6.1, respectively.

Proof. Since

$$\mathbb{E}(T_A) = \alpha \sum_{n=1}^{+\infty} L_n (1 - \alpha)^{n-1},$$

recalling the expressions of L_2 and L_n , we have

$$\begin{aligned} \mathbb{E}(T_A) = & \alpha L_1 + \alpha(1 - \alpha)L_1 P_{0,0} + \alpha(1 - \alpha)L_1^* P_{0,H} + L_1(1 + P_{0,0})(1 - \alpha)^2 \\ & + \alpha L_1 P_{0,0}^{(2)} \sum_{n \geq 3} (1 - \alpha)^{n-1} Q_{0,0}^{(0,n-3)} + \alpha L_1 P_{0,H}^{(2)} \sum_{n \geq 4} (1 - \alpha)^{n-1} Q_{H,0}^{(1,n-3)} \\ & + L_1^* P_{0,H}(1 - \alpha)^2 + L_1^* \alpha P_{0,H}^{(2)} \sum_{n \geq 3} (1 - \alpha)^{n-1} Q_{H,H}^{(0,n-3)} + \\ & + L_1^* \alpha P_{0,0}^{(2)} \sum_{n \geq 4} (1 - \alpha)^{n-1} Q_{0,H}^{(1,n-3)}. \end{aligned}$$

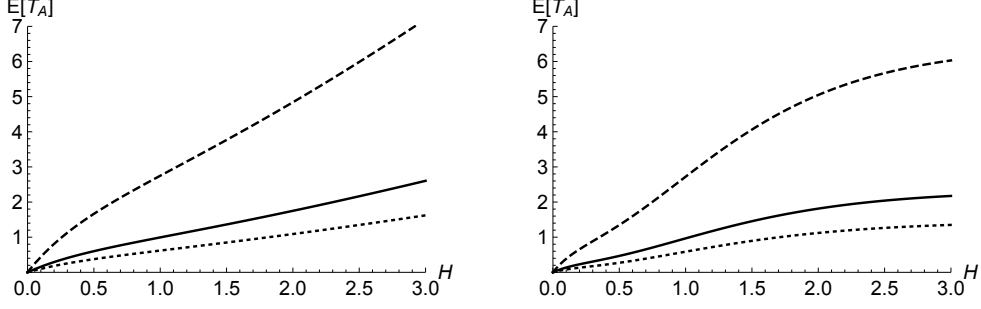


Figure 12: $\mathbb{E}(T_A)$ as a function of H for $\alpha = 0.2$ (dashed line), $\alpha = 0.5$ (solid line), $\alpha = 0.8$ (dotted line), with $\lambda = \mu = 0.5$ (left) and $(\lambda, \mu) = (2, 0.5)$ (right).

Hence,

$$\begin{aligned}
\mathbb{E}(T_A) &= L_1 [\alpha + \alpha(1 - \alpha)P_{0,0} + (1 + P_{0,0})(1 - \alpha)^2] \\
&\quad + L_1^* [\alpha(1 - \alpha)P_{0,H} + P_{0,H}(1 - \alpha)^2] \\
&\quad + L_1 P_{0,0}^{(2)} \sum_{j=0}^{+\infty} (1 - \alpha)^{j+2} P_{0,0}^{(j)} + L_1 P_{0,H}^{(2)} \sum_{j=1}^{+\infty} (1 - \alpha)^{j+2} P_{H,0}^{(j)} \\
&\quad + L_1^* P_{0,H}^{(2)} \sum_{j=0}^{+\infty} (1 - \alpha)^{j+2} P_{H,H}^{(j)} + L_1^* P_{0,0}^{(2)} \sum_{j=1}^{+\infty} (1 - \alpha)^{j+2} P_{0,H}^{(j)}.
\end{aligned} \tag{39}$$

Finally, recalling Eq. (35), from Eq. (39) we obtain

$$\begin{aligned}
\mathbb{E}(T_A) &= L_1 [\alpha + \alpha(1 - \alpha)P_{0,0} + (1 + P_{0,0})(1 - \alpha)^2] \\
&\quad + L_1^* [\alpha(1 - \alpha)P_{0,H} + P_{0,H}(1 - \alpha)^2] \\
&\quad + L_1 P_{0,0}^{(2)} \frac{(1 - \alpha)^2}{P_{0,H} + P_{H,0}} \left[\frac{P_{H,0}}{\alpha} + \frac{P_{0,H}}{1 - \vartheta(1 - \alpha)} \right] \\
&\quad + L_1 P_{0,H}^{(2)} \frac{(1 - \alpha)^3 P_{H,0}}{P_{0,H} + P_{H,0}} \left[\frac{1}{\alpha} - \frac{\vartheta}{1 - \vartheta(1 - \alpha)} \right] \\
&\quad + L_1^* P_{0,H}^{(2)} \frac{(1 - \alpha)^2}{P_{0,H} + P_{H,0}} \left[\frac{P_{0,H}}{\alpha} + \frac{P_{H,0}}{1 - \vartheta(1 - \alpha)} \right] \\
&\quad + L_1^* P_{0,0}^{(2)} \frac{(1 - \alpha)^3 P_{0,H}}{P_{0,H} + P_{H,0}} \left[\frac{1}{\alpha} - \frac{\vartheta}{1 - \vartheta(1 - \alpha)} \right],
\end{aligned}$$

so that the thesis immediately follows. \square

The mean absorbing time to one of the boundaries, $\mathbb{E}(T_A)$, is plotted for some choices of the parameters in Figures 11 and 12. As we expect, it is increasing as the upper endpoint H increases. Moreover, it decreases when the switching probability α increases. In particular, $\mathbb{E}(T_A)$ diverges when $\alpha \rightarrow 0^+$, whereas, if $\alpha \rightarrow 1$, it approaches the value $c_{0,0}P_{0,0} + c_{0,H}P_{0,H} \equiv L_1$. The latter is the expected length of the sample path leading to the absorption in the origin or in the level H in the case $M = 1$, i.e. when the absorption occurs at the first hitting of one of the boundaries. Moreover, $\mathbb{E}(T_A)$ is non-monotonic in $\lambda > 0$; it tends to zero as λ goes to $+\infty$, whereas it tends to a finite value when λ approaches 0^+ .

In addition, similarly as in Remark 5.2, with reference to the stopping time introduced in (37), we denote by \tilde{T}_A the corresponding stopping time for the transformed process $\tilde{X}_c(t)$. It is not hard to see that, under scaling (28), making use of (38) one can obtain $\lim_{SC} \mathbb{E}(\tilde{T}_A) = 0$. Again, this is in agreement with the analogous natural result for the limiting Wiener process in the presence of two boundaries of the same nature.

7 Conclusions

The study of diffusion processes constrained by boundaries has a long history. The approach usually adopted is based on the resolution of partial differential equations with suitable boundary conditions. On the contrary, stochastic processes describing finite velocity random motions in the presence of boundaries have not been studied extensively. Over the years, some results have been obtained on the telegraph process subject to reflecting or absorbing boundaries, whereas the case of hard reflection at the boundaries (with random switching to full absorption) seems, to our knowledge, quite new. Along the line of a previous paper [12] concerning the one-dimensional telegraph process under a single boundary, in the present contribution we investigate the case of a random motion confined by two boundaries of the above described type. The main results obtained here are related to the expected values of the renewal cycles and of the time till the absorption. The novelty of the adopted approach, which is based on the study of first-passage times of a suitable compound Poisson process, is a strength of the paper.

Acknowledgements

This work is partially supported by the group GNCS of INdAM (Istituto Nazionale di Alta Matematica), and by MIUR - PRIN 2017, project ‘Stochastic Models for Complex Systems’, no. 2017JFFHSH. We thank an anonymous referee for useful comments that allowed us to improve the paper.

References

- [1] Beghin L, Nietdu L, Orsingher E (2001) Probabilistic analysis of the telegrapher’s process with drift by means of relativistic transformations. *J Appl Math Stochastic Anal* 14:11–25.
- [2] Bharucha-Reid AT (1997) *Elements of the theory of Markov processes and their applications*. Dover, New York.
- [3] Bobrowski A (2016) *Convergence of One-Parameter Operator Semigroups*. In *Models of Mathematical Biology and Elsewhere*. New Mathematical Monographs, 30. Cambridge University Press, Cambridge.
- [4] Bohren CF, Huffman DR (1983) *Absorption and Scattering of Light by Small Particles*. Wiley, New York.

- [5] Bshouty D, Di Crescenzo A, Martinucci B., Zacks S (2012) Generalized telegraph process with random delays. *J Appl Prob* 49: 850–865.
- [6] Buonocore A, Giorno V, Nobile AG, Ricciardi LM (2002) A neuronal modeling paradigm in the presence of refractoriness. *BioSystems* 67:35–43
- [7] Crimaldi I, Di Crescenzo A, Iuliano A, Martinucci B (2013) A generalized telegraph process with velocity driven by random trials. *Adv Appl Prob* 45:1111–1136
- [8] Di Crescenzo A, Martinucci B (2007) Random motion with gamma-distributed alternating velocities in biological modeling. *Lecture Notes in Computer Science* 4739:163–170
- [9] Di Crescenzo A, Martinucci B (2010) A damped telegraph random process with logistic stationary distribution. *J Appl Prob* 47: 84–96
- [10] Di Crescenzo A, Martinucci B (2013) On the generalized telegraph process with deterministic jumps. *Methodol Comput Appl Probab* 15: 215–235
- [11] Di Crescenzo A, Iuliano A, Martinucci B, Zacks S (2013) Generalized telegraph process with random jumps. *J Appl Prob.* 50:450–463
- [12] Di Crescenzo A, Martinucci B, Zacks S (2018) Telegraph process with elastic boundary at the origin. *Methodol Comput Appl Probab* 20: 333–352
- [13] Dominé M (1995) Moments of the first-passage time of a Wiener process with drift between two elastic barriers. *J Appl Prob* 32:1007–1013
- [14] Dominé M (1996) First passage time distribution of a Wiener process with drift concerning two elastic barriers. *J Appl Prob* 33:164–175
- [15] Feller W (1954) Diffusion processes in one dimension. *Trans Amer Math Soc* 77:1–31.
- [16] Foong SK, Kanno S (1994) Properties of the telegrapher’s random process with or without a trap. *Stoch Process Appl* 53:147–173
- [17] Giorno V, Nobile AG, Pirozzi E, Ricciardi LM (2006) On the construction of first-passage-time densities for diffusion processes. *Sci Math Jpn* 64:277–298
- [18] Goldstein S (1951) On diffusion by discontinuous movements, and on the telegraph equation. *Quart J Mech Appl Math* 4:129–156
- [19] Ishimaru A (1989) Diffusion of light in turbid material. *Applied Optics* 28:2210–2215
- [20] Kac M (1974) A stochastic model related to the telegrapher’s equation. *Rocky Mountain J Math* 4:497–509
- [21] Kolesnik AD (2015) The explicit probability distribution of the sum of two telegraph processes. *Stoch Dyn* 15:1-32
- [22] Kolesnik AD (2018) Linear combinations of the telegraph random processes driven by partial differential equations. *Stoch Dyn* 18:1-24

- [23] Kolesnik AD, Ratanov N (2013) Telegraph Processes and Option Pricing. *Springer Brief in Statistics*
- [24] López O, Ratanov, N (2012) Option pricing driven by a telegraph process with random jumps. *J Appl Prob* 49:838–849
- [25] López O, Ratanov, N (2014) On the asymmetric telegraph processes. *J Appl Prob* 51:569–589
- [26] Lüders K, Pohl RO (2018) Pohl’s Introduction to Physics, Springer, Cham.
- [27] Martinucci B, Meoli A (2020) Certain functionals of squared telegraph processes. *Stoch Dyn* 20:1–31
- [28] Masoliver J, Porra JM, Weiss GH (1993) Solution to the telegrapher’s equation in the presence of reflecting and partly reflecting boundaries. *Phys Rev E* 48:939–944
- [29] Orsingher E (1995) Motions with reflecting and absorbing barriers driven by the telegraph equation. *Random Oper Stoch Equ* 3:9–22
- [30] Pogorui AA, Rodríguez-Dagnino, RM (2018) Interaction of particles governed by generalized integrated telegraph processes. *Random Oper Stoch Equ* 26(4):201–209
- [31] Ratanov N (2007) A jump telegraph model for option pricing. *Quant Finance* 7:575–583
- [32] Ratanov N (2015) Telegraph processes with random jumps and complete market models. *Methodol Comput Appl Probab* 17:677–695
- [33] Smirnov IN (2011) Solution of mixed problems with boundary elastic-force control for the telegraph equation. *Differ Equ* 47(3):429–437
- [34] Tilles PFC, Petrovskii S (2019) On the consistency of the reaction-telegraph process within finite domains. *J Stat Phys* 177:569–587
- [35] Veestraeten D (2006) An alternative approach to modelling relapse in cancer with an application to adenocarcinoma of the prostate. *Math Biosci* 199:38–54. with Erratum in: (2013) *Math Biosci* 241:145–146
- [36] Zacks S (2004) Generalized integrated telegraph processes and the distribution of related stopping times. *J Appl Prob* 41:497–507
- [37] Zacks S (2017) Sample Path Analysis and Distributions of Boundary Crossing Times. *Lecture Notes in Mathematics*, Springer.