

Spontaneous formation of coherent structures by intense laser pulse interacting with overdense plasma

Devshree Mandal^{1,2,*}, AyushiVashistha^{1,2}, and Amita Das³

¹ *Institute for Plasma Research, HBNI, Bhat, Gandhinagar - 382428, India*

² *Homi Bhabha National Institute, Mumbai, 400094 and*

³ *Department of Physics, Indian Institute of Technology Delhi, Hauz Khas, New Delhi - 110016, India*

When a laser field is incident on an overdense plasma it is unable to penetrate inside it. Nevertheless, a part of its energy gets transferred to the electrons through a variety of mechanisms (e.g. vacuum and $\vec{J} \times \vec{B}$ heating [1, 2]). The dynamics of these energetic electrons inside the plasma is a field of great interest. It is demonstrated here using 2-D PIC (Particle - In - Cell) simulation that when a high intensity laser pulse is incident on an overdense target, energetic electrons get generated which spontaneously organize themselves to form coherent structures. These coherent structures are observed to have similar dynamical traits as displayed by the solutions of the EMHD (Electron Magnetohydrodynamic) model [3]. This is noteworthy that EMHD is an approximate model and is applicable for the dynamics of non-relativistic electrons. However, in these simulations, the electron energy is in the relativistic regime as the laser intensity is significantly high. Thus, it shows that the relativistic dynamics also permits the existence of robust coherent structures. Interesting kinetic behaviour at particle level is observed in the simulation which shows that the coherent structures take background electrons in its fold and subsequently emit them at a higher energy.

I. INTRODUCTION

Interaction of laser with plasma has always been an alluring topic with rich underlying physics. Depending on laser parameters, various aspects of laser plasma interaction has been successfully implemented in numerous applications ranging from medical therapy[4–8], nonlinear optics[8–11] to inertial confinement fusion[12–14]. The immense potential associated with this generates considerable interest in its study and research. Such wide variety of applications have come up because the laser radiation can easily get the plasma to respond in a non-linear fashion. There are several interesting non-linear phenomena which bear testimony to this. The excitation of nonlinear wakefield structures, soliton formation, stimulated Raman scattering, laser focusing etc, are some phenomena which have been observed and widely studied. While most of these listed phenomena are for a plasma which is underdense for the incident laser radiation. The laser in this case continues to propagate inside the plasma medium and interacts with the bulk plasma medium. In the context of overdense plasma, the laser energy, however, gets dumped around the critical density layer (for inhomogeneous plasma) and/or at the vacuum plasma interface of an overdense plasma. The laser energy gets partially absorbed by the plasma electrons. These energetic electrons then interact with the rest of the plasma and elicit its response in various forms.

We demonstrate here, with the help of 2-D Particle - In - Cell (PIC) simulations that the energetic electrons created by the laser organize together with the

background plasma electrons to spontaneously form 2-D coherent structures. We also observe that the coherent structures exhibit similar characteristics traits as that of the nonlinear coherent solutions permitted by the Electron Magnetohydrodynamics (EMHD) model.

The Electron Magnetohydrodynamic (EMHD) model essentially describes the dynamics of magnetized electron fluid for which the time scales of interest are fast enough to ignore ion motion [3, 15] and considerably slower to ignore the displacement current contribution. The EMHD model permits certain coherent nonlinear exact solutions of monopolar and dipole vortex forms which are quite robust and stable. While the monopole vortices are stationary, the dipoles propagate along their axis in a plasma with homogeneous density. When the plasma density is inhomogeneous, both monopoles and dipoles acquire an additional drift velocity and display interesting dynamical traits. The dynamics of these structures have been studied in detail with the help of fluid simulations by Das et al.[16] in the context of homogeneous plasma and by Sharad et al.[17] for inhomogeneous plasma. These coherent structures have been perceived to have important implications as they can possibly be utilized for the purpose of transporting energy from laser to overdense regions of plasma. For instance, this could be useful for igniting the compressed fuel in the fast ignition scenario. In fact, it has been shown earlier in the work by Sharad et al.[18] that by appropriately tailoring plasma density inhomogeneity, the path of these structures can be guided and its energy can also be anomalously dissipated at a rate much higher than the permissible limit of classical collisional values[19]. However, EMHD model depicts electron dynamics in the non-relativistic domain. The utilization of the robust, stable coherent solutions of EMHD model for energy transport would be inefficient as the energy content of such structures would be small. The question,

*devshreemandal@gmail.com

therefore, arises whether similar robust solutions exist in the relativistic case and whether they could be excited with intense lasers.

We demonstrate such a possibility by carrying out PIC simulations in the framework of OSIRIS4.0[20–22]. In this context we will like to mention that some earlier studies have also observed the formation of coherent 2-D structures in simulations. Bulanov et al.[23] were the first to show the generation of dipolar structures in the wake of a laser field in an underdense plasma medium. Several attempts have been made to study the formation and propagation of self-excited EMHD dipoles in plasmas. In a recent study[24], external magnetic fields have been employed to guide the magnetic field fluctuations that get generated in the counterstreaming beam plasma systems via Weibel and oblique filamentation instability. The formation of magnetic dipoles have also been observed in wake of near critical density plasmas to equilibrate the huge electric field due to evacuating electrons and the resultant magnetic pressure around the depletion region[25].

In this work, we present a comprehensive study of spontaneous formation and propagation of robust magnetic coherent structures when an intense laser falls on overdense plasma medium. It has been shown that dipoles are robust when the density profile of plasma is shallow and they are observed to propagate with faster speed for plasma profile with sharper density gradient. Particle trajectories have also been shown which show interesting kinetic behaviour. The paper has been organized as follows. Section II discusses simulation details which has been used in this paper. Section III contains the observations of the formation of coherent magnetic structures of monopole and dipole kind. Their characteristic propagation dynamics have also been presented in this section. Section IV discusses the behaviour of electron particles as they interact with this structures and get entrained and subsequently get emitted. Section V contains the concluding remarks.

II. SIMULATION DETAILS

We have employed OSIRIS 4.0 framework to carry out Particle - In - Cell (PIC) simulation [20–22] for our study. We chose a 2-D slab geometry with X-Y plane as our simulation domain. A square box with each side having a length $L = 500d_e$ with 25000×25000 cells is considered, ($d_e = c/\omega_{pe}$ is skin depth of the plasma). Fig.1 shows the schematic of the simulation geometry. Region I and IV denote vacuum whereas region II and III contain a plasma slab. Region II has a linearly increasing plasma density profile along \hat{x} which joins with the uniform plasma density in region III. Ions are kept stationary and provide a neutralising background. A p -polarized laser pulse(with electric field lying in the 2-D plane of

TABLE I: Simulation parameters: In normalised units and possible values in standard units.

Parameters	Normalised Value	Value in standard unit
Laser Parameters		
Frequency	0.32	3.2×10^{14} Hz
Wavelength	2.17	$1\mu m$
Intensity	$a_0 = 25$	$8 \times 10^{20} W/cm^2$
Plasma Parameters		
Number density(n_0)	1	$3.4 \times 10^{20} cm^{-3}$
Electron Plasma frequency (ω_{pe})	1	1×10^{15} Hz
Electron skin depth (c/ω_{pe})	1	$0.46\mu m$

simulation) is incident normally from left side of the target. The longitudinal profile of laser pulse is a polynomial function with rise and fall time of $35\omega_{pe}^{-1}$ and flat top for $10\omega_{pe}^{-1}$. The laser profile along the transverse \hat{y} is Gaussian with full width at half maxima of $30d_e$. The boundary for particles and electromagnetic fields are absorbing along both the directions. Table I presents laser and plasma parameters in normalized units and a possible value in standard unit.

III. OBSERVATIONS

It is well known that a non-relativistic laser incident normally can only penetrate upto a few skin depths of an overdense plasma(*i.e.* $\omega_L < \omega_{pe}$). However, in case of intense pulse(*i.e.* $a_0 > 1$), under the influence of strong electric field of laser pulse electrons gains a directed velocity($\sim c$) in the system. Thus, pulse is able to propagate deeper than skin depths as effective plasma frequency gets modified due to relativistic effects[26–28]. These energetic electrons accelerating into plasma acts as forward current and background plasma inhibits this strong incoming current by generating a return current in response to it. The interaction of these accelerating electrons with background plasma is highly non-linear. With time, this non-linearity will make its presence known in the form of coherent structures or a turbulent spectrum.

A. Coherent structures for homogeneous plasma

We focus our study on formation of coherent structure for the case when a laser falls on a homogenous plasma slab. For these simulations, therefore, the plasma density in region II and region III (Fig.1) are chosen to be identical. The number density in various regions in this case

is chosen as ($n_I = n_{IV} = 0, n_{II} = 10.0n_c, n_{III} = 10n_c$). We observe formation of magnetic field monopole/ dipole structures in plasma after its interaction with an intense laser pulse. The formation of these structures can be attributed to local un-compensation of current in the bulk plasma which leads to spontaneous generation of high magnetic field structures. It has been observed that the forward current (due to energetic electrons) and return current(plasma response to energetic electrons) broadly compensate each other [29] in the beginning. The consequent spatial separation of forward and return currents through Weibel instability process is believed to generate magnetic fields.

Our simulation demonstrates that magnetic field with opposite polarity gets generated at vacuum-plasma interface (Fig. 2, $t=50$) and propagates inwards in the bulk region of a homogeneous density plasma. Initially the magnetic field structures are observed to have fine scale structures ($t \approx 100$). Subsequently, the magnetic field of similar polarity keep coalescing together to form bigger structures. These structures organize ultimately and form dipolar magnetic field structures of opposite polarity. Two such dipolar structures can be seen to form clearly in this figure at $t = 1500$. The lobes of these dipoles are, however, found to have unequal strength.

As discussed earlier the Electron Magnetohydrodynamics (EMHD) fluid model for electron dynamics permits exact solutions of monopolar and dipolar forms. The monopoles are stationary in inhomogeneous density plasma, whereas dipoles with perfectly balanced lobes are known to translate along their axis. If, however, the lobe of the dipole are unbalanced they rotate and also translate along their axis as a result they appear to move along a curved path[16]. The dipoles formed in this simulation have lobes of dissimilar strength and hence are seen to move along a curved path. The dynamical behaviour of the observed dipolar structures, thus, match with the properties of EMHD solutions. However, it needs to be noted that the electrons involved in forming these dipolar structures have relativistic speed. This can be observed in the plot of Fig.3 which shows the energy count of electrons after the laser pulse has hit the plasma target. It can be observed that there is significant electron count having energy of the order of MeV (and even one order higher). This suggests that the magnetic field structures formed in the simulations involve currents of electrons which are relativistic. The spontaneous formation of such robust structures by laser and their persistence in simulation suggest that there exist relativistic coherent solutions which essentially follow similar dynamical characteristics as displayed by the well known non-relativistic EMHD solutions.

B. Role of inhomogeneous plasma density on coherent solutions

We now investigate the formation and propagation of coherent structures for the case when the plasma density is inhomogeneous. Region II shown in schematic(Fig.1) has a the plasma density profile which rises linearly and saturates in region III . We provide comparison for two cases of density gradients, Case(A) of sharp density gradient with $dn/dx = 0.05$ and Case(B) with a shallow density gradient of $dn/dx = 0.005$. Clearly, since the width of the regions remain fixed in case(A) the plasma density in region II and III are higher than that of case (B).

The snapshots at various times for the sharp and shallow density profile cases have been shown in Fig.(4) and Fig.(5). It can be observed that in both cases there is formation of dipole structures. For case (A) the structures are smaller and sharp. The density being higher than the typical skin depth scale is smaller compared to case(B). The dipole is observed to propagate along its axis towards the high density region. However, as it propagates towards the higher density the two lobes gets squeezed together. This can be observed by comparing the snapshots at $t = 600$ and $t = 900$ in Fig.(4). This is the characteristic feature of EMHD dipole propagation[17] wherein an additional drift in the presence of density gradient, $\vec{V}_n = (B\hat{z} \times \vec{\nabla}n)/n^2$, is acquired by the magnetic structures in the presence of density inhomogeneity. This drift for the red lobe is towards positive y axis and for the blue lobe it is in the negative y direction. The axis of the dipole, however, is not perfectly parallel to the density gradient along x . Thus, the trajectory of the dipole is oblique and this additional drift turns its axis even further. The mechanism has been demonstrated by fluid simulations of non relativistic EMHD equations by Sharad et al[17]. As a result the two lobes of the dipole exchange there position along y ($t = 2000$). The density gradient induced drift thereafter separates the dipole lobes along y . When this separation distance becomes larger than the skin depth the individual lobes act like monopole vortices. These monopole vortices continue to move as a result of density gradient related drift and keep getting separated (snapshots at $t = 3000, 3500, 4000$).

It is thus clear that despite the fact that these structures contain relativistic electrons the magnetic coherent structures do exist which essentially correspond to rotating currents in the medium due to electrons. The propagation characteristics of the structures is same as their non relativistic counterpart described by the EMHD fluid model and its generalization for the inhomogeneous density plasma. We have also shown that these structures can be excited directly by lasers when they fall on overdense plasma medium.

C. Rotating electron currents by $\vec{E} \times \vec{B}$ drift

The monopolar magnetic structures in the plasma essentially represents a rotating electron current in the $X - Y$ plane, which produces magnetic field in the positive or negative z direction depending on whether the electron currents rotate clockwise or anticlockwise. When two oppositely rotating electron currents come within a distance of electron skin depth they form dipole structures. The rotating electron motion once created by the laser is sustained by the $\vec{E} \times \vec{B}$ drift. The electric \vec{E} and the magnetic field \vec{B} in turn are self consistently generated by the electron flow. This has been illustrated clearly in the plots of Fig.(6) and Fig.(7) by superimposing the quiver plot of the electric field on the surface plot of magnetic field. The $\vec{E} \times \vec{B}$ drift is clearly directed along the rotational flow of the electron fluid as expected.

IV. INDIVIDUAL ELECTRON TRAJECTORIES IN DIPOLE STRUCTURES

The electron as a fluid clearly moves in with $\vec{E} \times \vec{B}$ drift velocity in these structures. However, one would be interested to know how the individual electrons behave in these structures. Do the same set of electron remain in the structure or do new electrons from the background plasma keep getting entrained and emitted by the structure as it moves. How does the structure interact with background individual electron etc., are some issues which we explore here. Some issues pertaining to particle level description for the monopole and dipolar solutions of EMHD model have been studied earlier[30, 31].

We have tracked the dynamics of several electron particles near but outside the dipole structure. We show in Fig.(8) the trajectory of one such particle and the evolution of its kinetic energy. The particle can be observed to first get entrained inside the dipole structure. In addition of $\vec{E} \times \vec{B}$ rotation in the dipole lobe the particle also exhibits the gyro-motion in the inhomogeneous magnetic field. After remaining inside the structure for a long time the particle can be observed to leave the structure and squirt out with high speed. In the entire duration the kinetic energy of the particle is observed to fluctuate rapidly. It can be observed from the plot that there are occasions when the fluctuation amplitude of the particle is suddenly quite high. We have marked these time by t_1, t_2, t_3, t_4 and t_5 . We observe that these events occur when the particle trajectory jumps from one lobe to other. In Fig.9, we have shown the location of the particle before and after these events and it can be clearly seen that the particle has jumped from one location to another when such events occur. This can be understood by realising that as the particle crosses over from one lobe of the dipole to other it passes through a magnetic null. This is similar to the magnetic reconnection geom-

etry where electron acceleration occurs. It has also been observed that the electrons after getting trapped in the structure ultimately get ejected from it with high kinetic energy. Thereafter, the particle moves uninterrupted in the plasma. One can thus expect the possibility of energetic electrons preceding the arrival of these structures in deeper region of the plasma target.

V. CONCLUSIONS

We simulated interaction of an intense laser pulse with overdense plasma and observed spontaneous formation of coherent magnetic structures in the system. These structures are found to be fairly robust and follow the dynamics displayed by solutions of the EMHD fluid model despite the fact that the electrons involved in the formation of these structures have relativistic energies. Thus we have demonstrated the existence of 2-D coherent magnetic structures for relativistic electron fluid. These structures can move in the overdense region of the plasma and hence can be ideal for energy transport. We have also shown that such coherent structures can be excited by lasers directly as it interacts with the overdense plasma target.

The particle level kinetics is observed to be interesting for these structures. The background low energy electrons are observed to get trapped in these structures. Some spend a considerable time in these structures. These electrons are seen to rotate with the structure and also gyrate in the inhomogeneous magnetic field of the dipole. The kinetic energy of the particles show rapid oscillations as the particles rotate in the magnetic lobes. It is observed that a huge jump in the kinetic energy is accompanied as the particles jump from one lobe of the dipole to other. It is normally observed that the electrons ejected out of the structures have a much higher kinetic energy than the background electron particles and they squirt out of the structure with very high directed velocity moving inside the deeper regions of the plasma target.

Acknowledgements

The authors would like to acknowledge the OSIRIS Consortium, consisting of UCLA and IST(Lisbon, Portugal) for providing access to the OSIRIS4.0 framework which is the work supported by NSF ACI-1339893. AD would like to acknowledge her J. C. Bose fellowship grant JCB/2017/000055 and the CRG/2018/000624 grant of DST for the work. The simulations for the work described in this paper were performed on Uday, an IPR Linux cluster. DM and AV would like to thank Mr. Omstavan Samant for fruitful discussions at IPR.

References:

- [1] F. Brunel. Not-so-resonant, resonant absorption. Phys. Rev. Lett., 59:52–55, Jul 1987.
- [2] W. L. Kruer and Kent Estabrook. Jb heating by very intense laser light. The Physics of Fluids, 28(1):430–432, 1985.
- [3] Marnachev A. M. Isichenko M. B. Sov. Phys. JETP, 66:702, 1987.
- [4] KWD Ledingham, P McKenna, T McCanny, S Shimizu, JM Yang, L Robson, Jamal Zweit, James M Gillies, J Bailey, GN Chimon, et al. High power laser production of short-lived isotopes for positron emission tomography. Journal of Physics D: Applied Physics, 37(16):2341, 2004.
- [5] JM Dawson, HC Kim, D Arnush, BD Fried, RW Gould, LO Heflinger, CF Kennel, TE Romesser, RL Stenzel, AY Wong, et al. Isotope separation in plasmas by use of ion cyclotron resonance. Physical Review Letters, 37(23):1547, 1976.
- [6] SD Kraft, C Richter, K Zeil, M Baumann, E Beyreuther, S Bock, M Bussmann, TE Cowan, Y Dammene, W Enghardt, et al. Dose-dependent biological damage of tumour cells by laser-accelerated proton beams. New Journal of Physics, 12(8):085003, 2010.
- [7] SV Bulanov, T Zh Esirkepov, VS Khoroshkov, AV Kuznetsov, and Francesco Pegoraro. Oncological hadrontherapy with laser ion accelerators. Physics Letters A, 299(2-3):240–247, 2002.
- [8] Andrea Macchi, Marco Borghesi, and Matteo Passoni. Ion acceleration by superintense laser-plasma interaction. Rev. Mod. Phys., 85:751–793, May 2013.
- [9] JJ Su, T Katsouleas, JM Dawson, and R Fedele. Plasma lenses for focusing particle beams. Physical Review A, 41(6):3321, 1990.
- [10] S. Weber, C. Riconda, L. Lancia, J.-R. Marquès, G. A. Mourou, and J. Fuchs. Amplification of ultrashort laser pulses by brillouin backscattering in plasmas. Phys. Rev. Lett., 111:055004, Jul 2013.
- [11] L. Lancia, J.-R. Marquès, M. Nakatsutsumi, C. Riconda, S. Weber, S. Hüller, A. Mančić, P. Antici, V. T. Tikhonchuk, A. Héron, P. Audebert, and J. Fuchs. Experimental evidence of short light pulse amplification using strong-coupling stimulated brillouin scattering in the pump depletion regime. Phys. Rev. Lett., 104:025001, Jan 2010.
- [12] M Temporal, JJ Honrubia, and S Atzeni. Numerical study of fast ignition of ablatively imploded deuterium-tritium fusion capsules by ultra-intense proton beams. Physics of Plasmas, 9(7):3098–3107, 2002.
- [13] M Roth, TE Cowan, MH Key, SP Hatchett, C Brown, W Fountain, J Johnson, DM Pennington, RA Snavely, SC Wilks, et al. Fast ignition by intense laser-accelerated proton beams. Physical Review Letters, 86(3):436, 2001.
- [14] R Kodama, PA Norreys, K Mima, AE Dangor, RG Evans, H Fujita, Y Kitagawa, K Krushelnick, T Miyakoshi, N Miyanaga, et al. Fast heating of ultrahigh-density plasma as a step towards laser fusion ignition. Nature, 412(6849):798, 2001.
- [15] Biskamp D. Phys. Rev. Lett., 76:1264, 1996.
- [16] Das A. Plasma Phys. Controlled Fusion, 41:A531, 1999.
- [17] Sharad Kumar Yadav, Amita Das, and Predhiman Kaw. Propagation of electron magnetohydrodynamic structures in a two-dimensional inhomogeneous plasma. Physics of Plasmas, 15(6):062308, 2008.
- [18] Sharad K. Yadav. Electron Magnetohydrodynamic (Emhd) Studies on Electron Transport in an Inhomogeneous Plasma Medium. Thesis.
- [19] Sharad Kumar Yadav, Amita Das, Predhiman Kaw, and Sudip Sengupta. Anomalous energy dissipation of electron current pulses propagating through an inhomogeneous collisionless plasma medium. Physics of Plasmas, 16(4):040701, 2009.
- [20] R. G. Hemker. Particle-In-Cell Modeling of Plasma-Based Accelerators in Two and Three Dimensions. Thesis, University of California, Los Angeles, 2000.
- [21] R. A. Fonseca, L. O. Silva, F. S. Tsung, V. K. Decyk, W. Lu, C. Ren, W. B. Mori, S. Deng, S. Lee, T. Katsouleas, and J. C. Adam. OSIRIS: A Three-Dimensional, Fully Relativistic Particle in Cell Code for Modeling Plasma Based Accelerators, pages 342–351. Springer Berlin Heidelberg, Berlin, Heidelberg, 2002.
- [22] R A Fonseca, S F Martins, L O Silva, J W Tonge, F S Tsung, and W B Mori. One-to-one direct modeling of experiments and astrophysical scenarios: pushing the envelope on kinetic plasma simulations. Plasma Physics and Controlled Fusion, 50(12):124034, 2008.
- [23] Tatsufumi Nakamura, Sergei V Bulanov, Timur Zh Esirkepov, and Masaki Kando. High-energy ions from near-critical density plasmas via magnetic vortex acceleration. Physical review letters, 105(13):135002, 2010.
- [24] Qing Jia, Kunioki Mima, Hong-bo Cai, Toshihiro Taguchi, Hideo Nagatomo, and X. T. He. Self-generated magnetic dipoles in weakly magnetized beam-plasma system. Phys. Rev. E, 91:023107, Feb 2015.
- [25] Tatsufumi Nakamura and Kunioki Mima. Magnetic-dipole vortex generation by propagation of ultraintense and ultrashort laser pulses in moderate-density plasmas. Phys. Rev. Lett., 100:205006, May 2008.
- [26] Predhiman Kaw and John Dawson. Relativistic nonlinear propagation of laser beams in cold overdense plasmas. The Physics of Fluids, 13(2):472–481, 1970.
- [27] P.K. Kaw. Nonlinear laserplasma interaction. Rev. Mod. Plasma Phys., 1, 2017.
- [28] J R Davies. Laser absorption by overdense plasmas in the relativistic regime. Plasma Physics and Controlled Fusion, 51(1):014006, dec 2008.
- [29] Y. Sentoku, K. Mima, P. Kaw, and K. Nishikawa. Anomalous resistivity resulting from mev-electron transport in overdense plasma. Phys. Rev. Lett., 90:155001, Apr 2003.
- [30] M. Hata, H. Sakagami, and A. Das. Kinetic effects on robustness of electron magnetohydrodynamic structures. Physics of Plasmas, 20(4):042303, 2013.
- [31] Masayasu Hata, Hitoshi Sakagami, and Amita Das. Kinetic simulation of electron transport using electron magnetohydrodynamic structures. Journal of Physics: Conference Series, 688:012027, mar 2016.

Simulation Domain

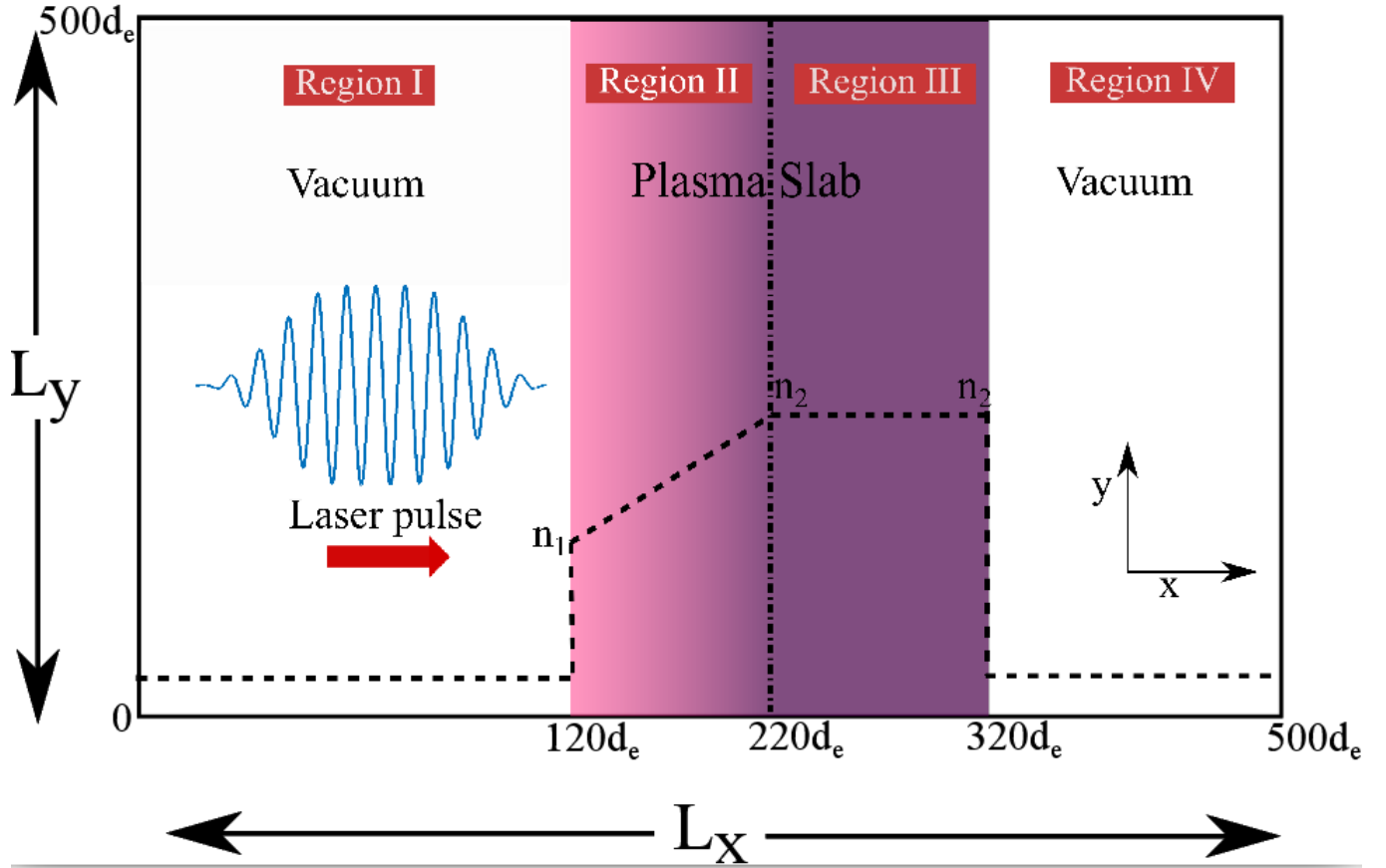


FIG. 1: Schematic of simulation setup(not to scale)used for this study. Simulation plane has been divided into four regions where Region I and IV are vacuum and region II and III contains plasma. A finite longitudinal and transverse extent intense pulse is incident on this plasma slab.

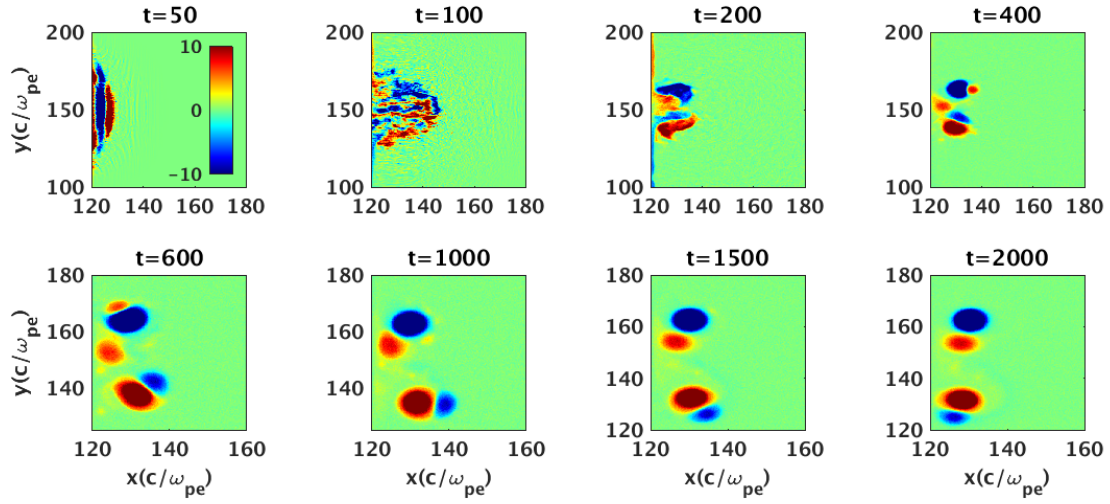


FIG. 2: Evolution of B_z where plasma slab has homogenous density profile i.e. $n = 10n_c$ from $x = 120$ to $x = 320$.

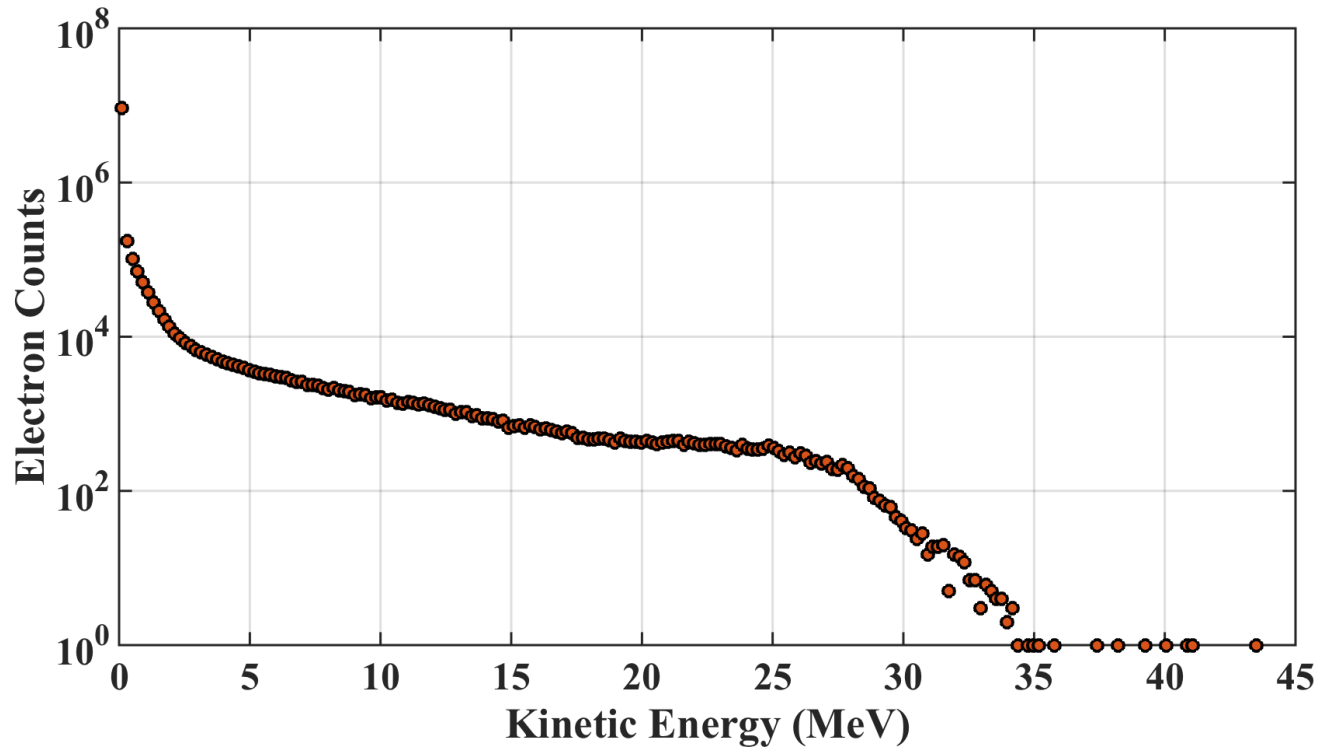


FIG. 3: Electron energy spectrum at $t=450$, as can be observe electron energy goes upto 30-40 MeV establishing the relativistic nature of dipole and particles in it.

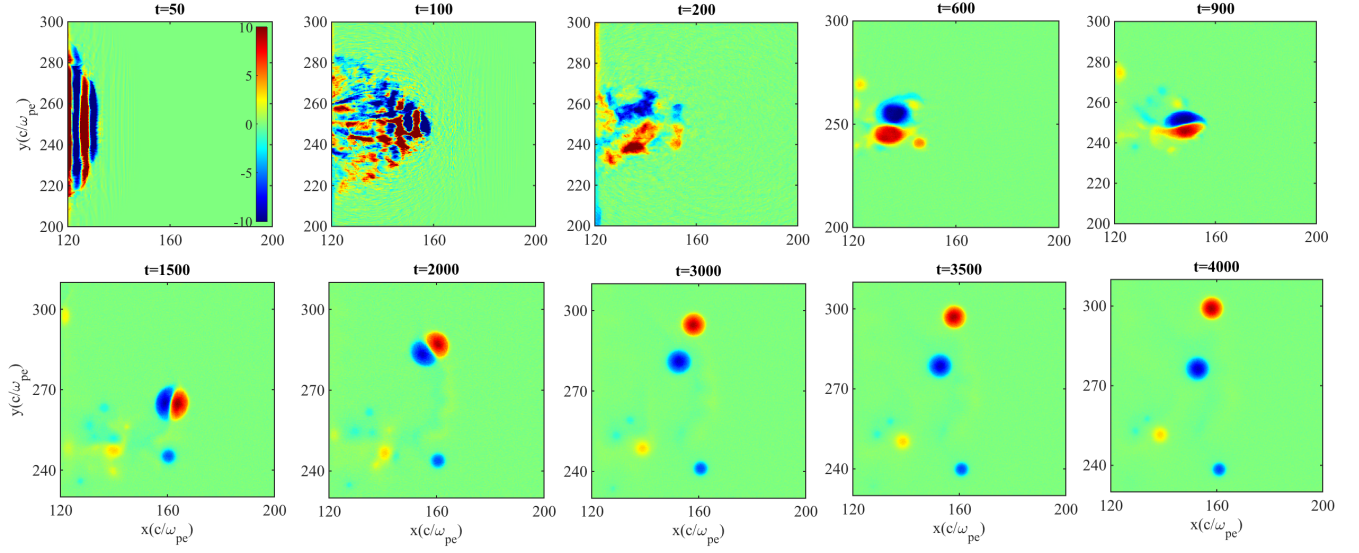


FIG. 4: Evolution of B_z where plasma slab has inhomogeneous density profile i.e. $\delta n/\delta x = 0.05$ in region II along \hat{x} .

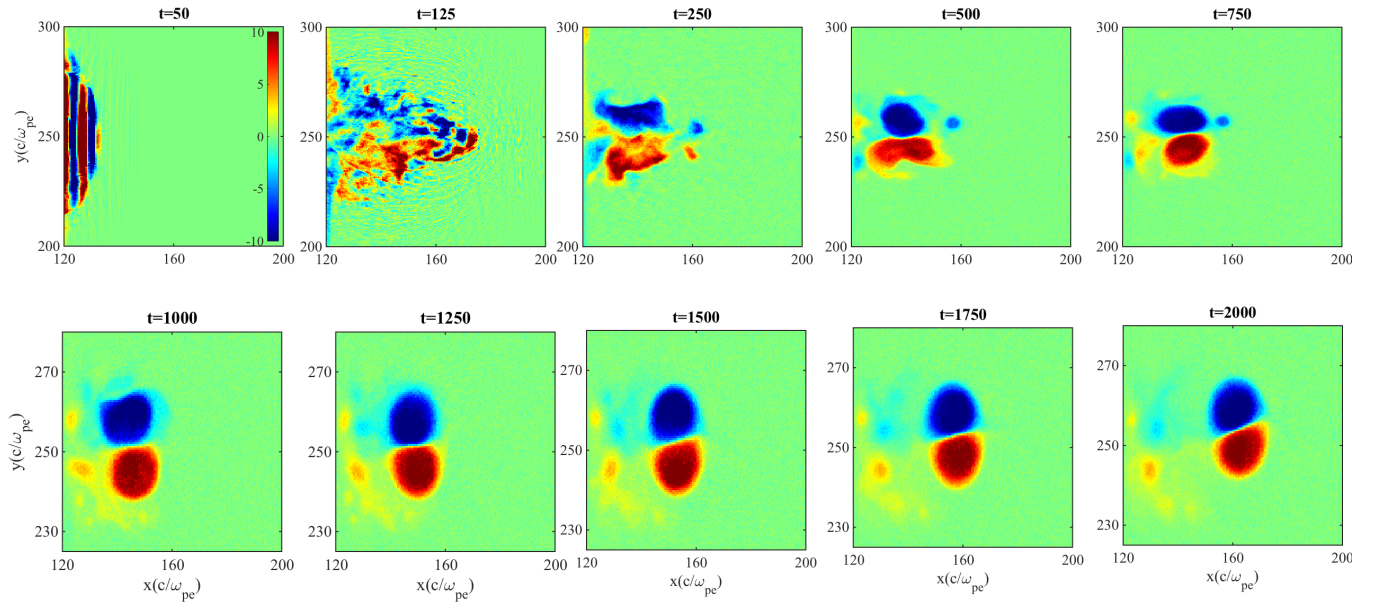


FIG. 5: Evolution of B_z where plasma slab has inhomogeneous density profile i.e. $\delta n/\delta x = 0.005$ in region II along \hat{x} .

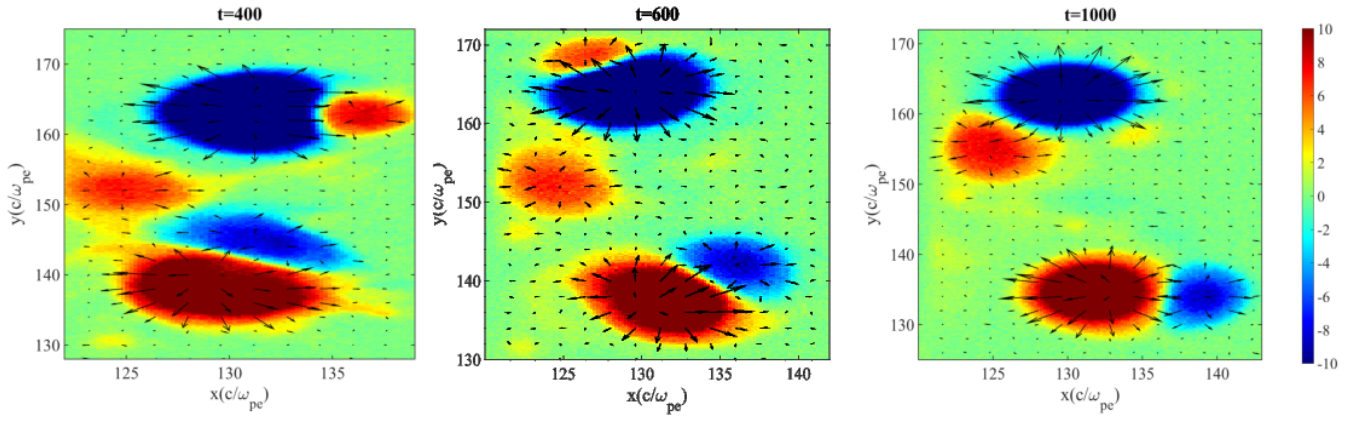


FIG. 6: Quiver plot of \vec{E} is being plotted over colorplot of B_z to show the effect of $\vec{E} \times \vec{B}$ in the homogenous case where $n = 10n_c$.

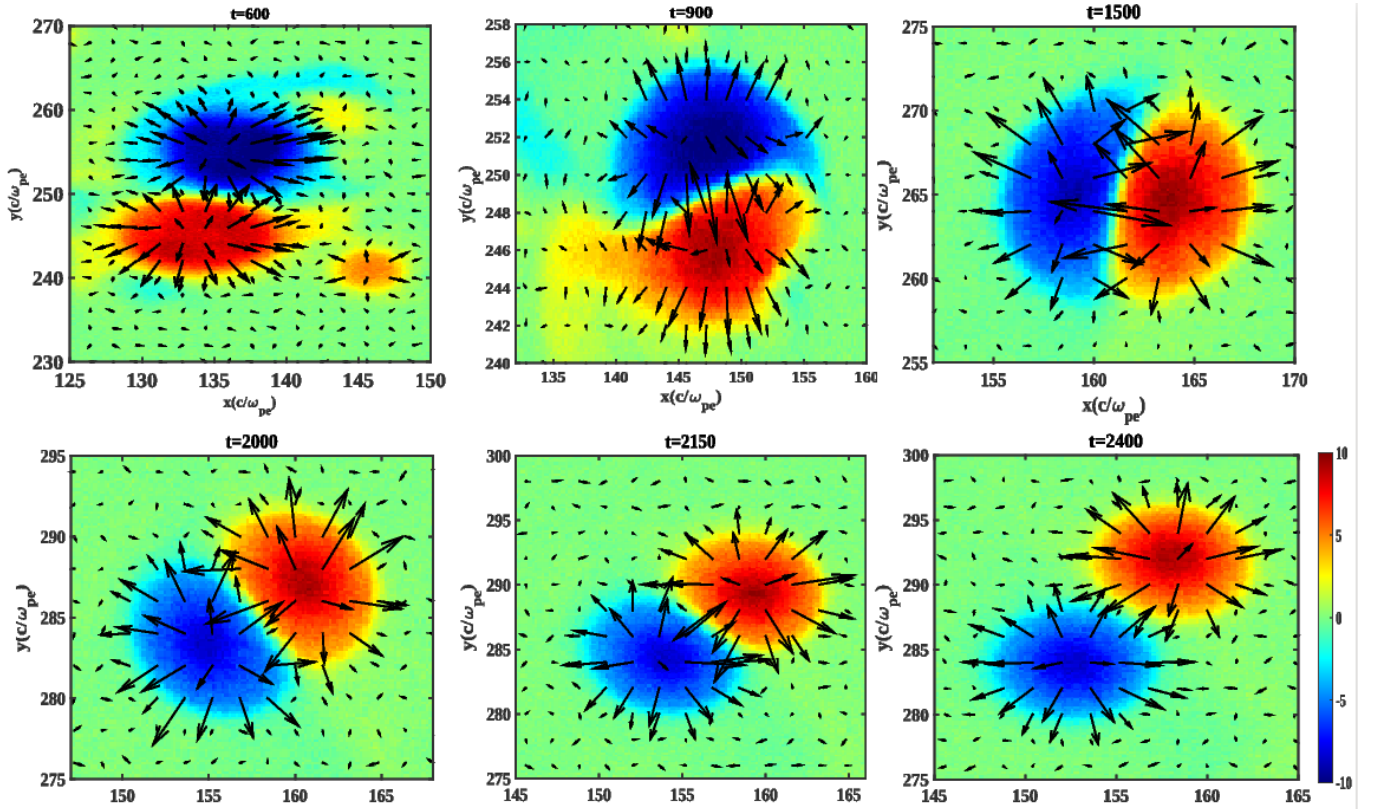
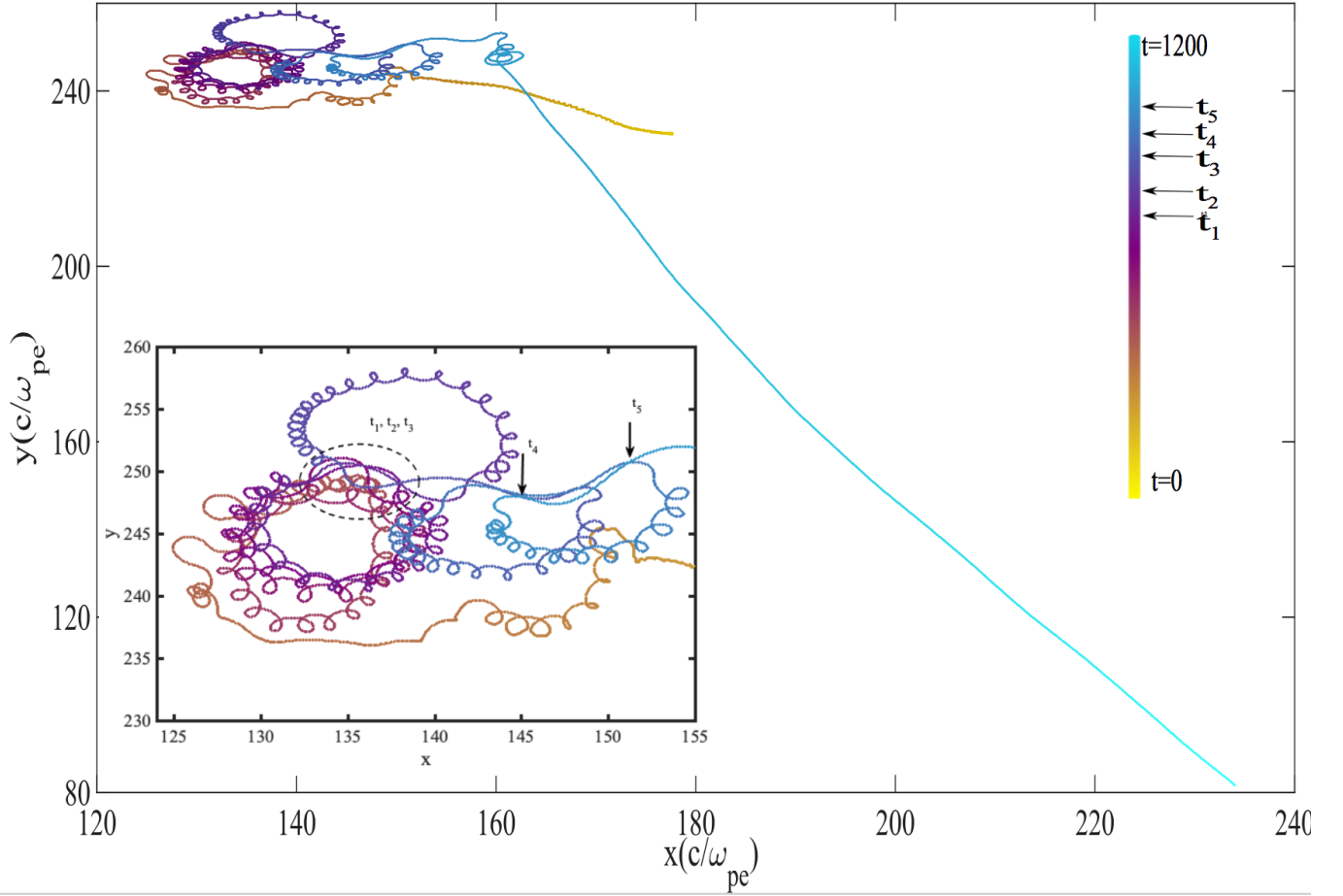
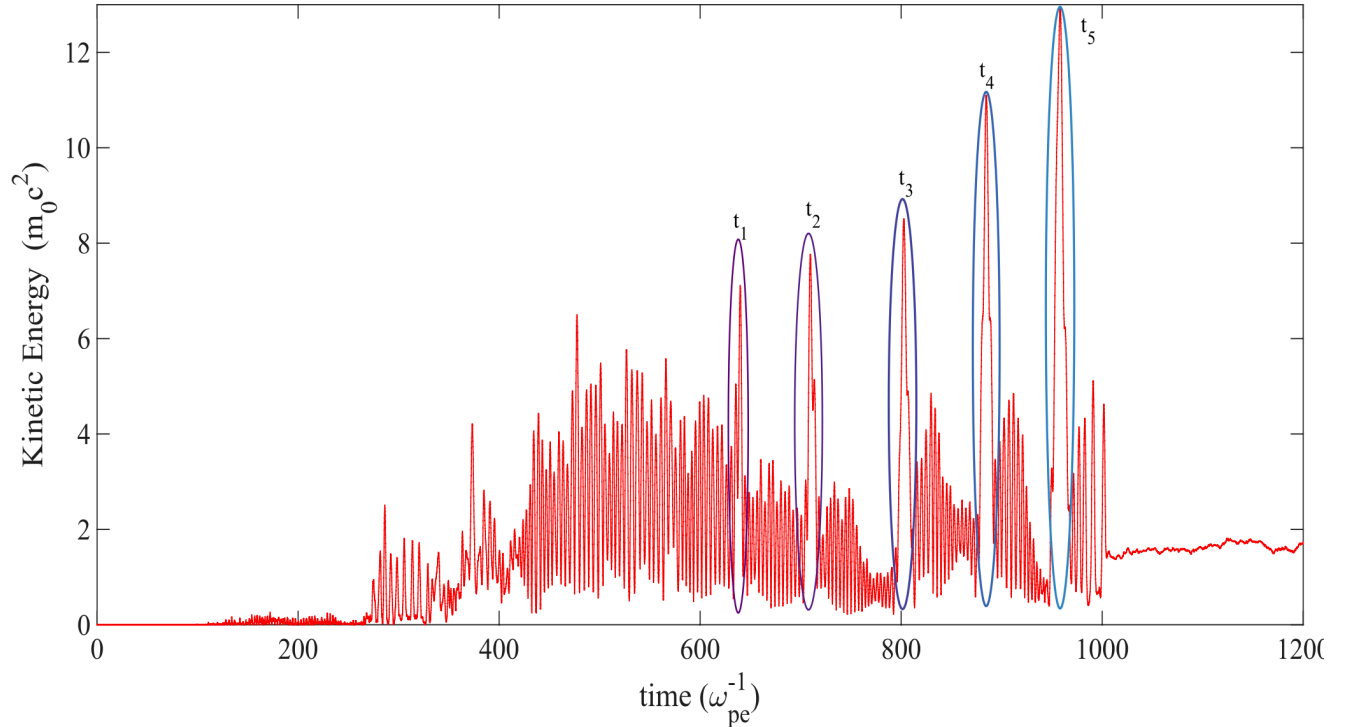


FIG. 7: Quiver plot of \vec{E} is being plotted over colorplot of B_z to show the effect of $\vec{E} \times \vec{B}$ in the inhomogenous case where $\delta n/\delta x = 0.05$.



(a) particle trajectory



(b) Kinetic Energy of particle Vs time

FIG. 8: At initial time, particle is entrained by dipole fields and at later time it is ejected from the dipole with a constant energy. At t_1, t_2, t_3, t_4 and t_5 are those time snapshots when crossover of electron happens from one lobe of dipole to other lobe. This exchange of dipole results in kinetic energy peak of electron evidently shown in subplot (b)

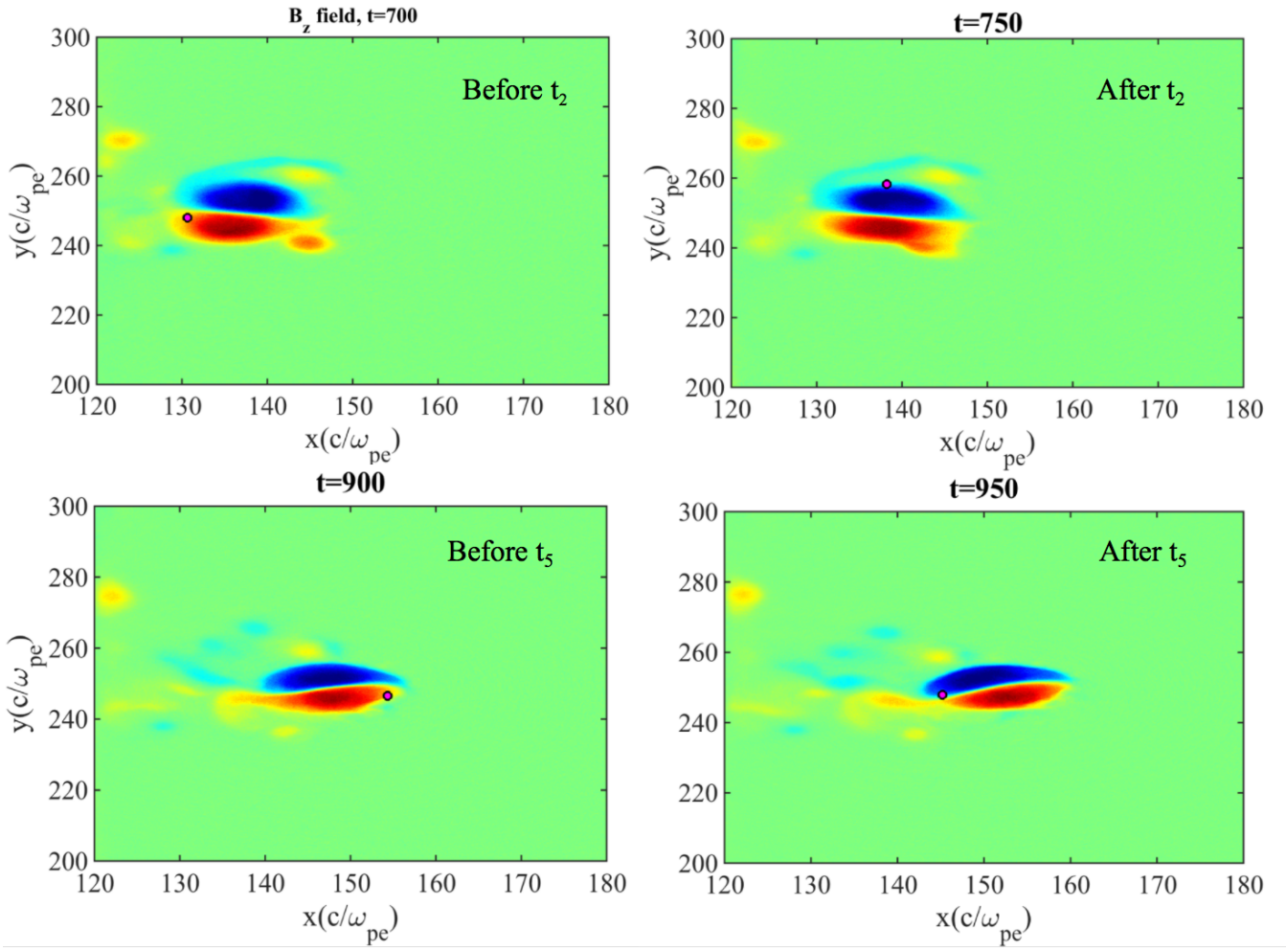


FIG. 9: Particle (magenta color) cross over from one lobe of dipole to another and while doing so its kinetic energy shoots up. We have shown here particle position in dipole before and after such jumps of kinetic energy.