

New ionic liquids of ultralow proton activity.

C. Austen Angell,

School of Molecular Sciences, Arizona State University, Tempe, AZ 85202

The route to superacidic ionic liquids by proton transfer from molecular superacids to weak molecular bases like pentafluoropyridine, has been described in recent work. Here we consider the process of making superbasic ionic liquids by a similar procedure, and encounter the problem of finding molecular bases of high enough basicity to accept protons from weak acids to form ionic liquids of both high basicity and high ionicity. The consequence is that no ionic liquid with proton activity outside the aqueous base limit of $\text{pH} = 14$, has yet been made. The problem is resolved by considering the six possible types of proton transfer processes, selecting the process of transfer from weak molecular acids to ultrabasic *anions* (partnered with alkali metal cations) to create new anions of intermediate basicity, and then replacing the alkali metal cations with reduction-resistant organic cations using metathesis. In many cases the alkali metal salts of target anions are commercially available, and only the metathesis reaction is needed to obtain the basic ionic liquid. With this approach we show how to extend the possible proton activity range down, by some 25 orders of magnitude, to reach pK_a values of order 40, with even higher values possible in principle. (“There’s plenty of room at the bottom” - with apologies to Richard Feynman). A thermodynamic route to the assessment of key basicity levels on the water scale, i.e. relative to the $\text{H}_3\text{O}^+/\text{H}_2\text{O}$ donor/acceptor level, is described, and is verified by application to the case of pure H_2SO_4 .

1. Introduction

Protic ionic liquids have been given increasing attention in recent years, partly because of the simplicity of their synthesis and partly because of interest in the extra dimension of tunability they possess by virtue of the dependence of the proton activity on the choice of acid and base between which the proton transfer occurs(1-7). Of much assistance to the present author in this respect has been the manner of organizing the available information on Bronsted acids and bases proposed long ago by Ronald Gurney for the standard states of acids and bases in water(8). Gurney coupled protonated and unprotonated states together as “occupied” and “vacant” proton states of the same chemical entity, which might otherwise be referred to as that same entity in its proton-donating and proton-accepting roles, (analogous to reduced and oxidized states of a redox species in an electron free energy level diagram). Then different couples were arranged in an energy level diagram in which the separation of levels is quantified by the free energy of the proton transfer reaction as the proton “falls downhill” from the high chemical potential, occupied state on a donor in the solvent, to the lower free energy vacant state on some chosen acceptor - also in the same solvent (water).

There is of course a problem in applying Gurney’s approach to ionic liquids, quantitatively since there is no unique or obvious single ionic liquid to serve as solvent for the donor/acceptor couples, nor are there data for the free energies of those couples in such a chosen solvent. However, there is room for a cruder approach which is very helpful from an organizational point of view. This is to make the assumption that the free energy of hydration of each of the cation and the anion in a given protic ionic liquid, as it passes from the anhydrous (pure PIL) state to the aqueous standard state, is the same. While this would obviously be wildly incorrect for a salt like lithium chloride, it is surely much less incorrect for a weak field ionic liquid like hydrazinium trifluoroacetate, or diethylmethylammonium methanesulfonate, both of them “good” protic ionic liquids (PILs). Indeed, this view is supported by the recent observation of the great difference in cooling behaviors between lithium chloride and hydrazinium trifluoroacetate aqueous solutions of about the same molar concentration(9). Where the former dismantled all structures responsible the anomalies of the supercooled water state, the hydrazinium trifluoroacetate left them intact, sufficiently to reveal the much-discussed liquid-liquid (HDL-LDL) transition for supercooled water (see Figure 1 of ref. (9))

Thus, with the admittedly disconcerting assumption that the free energy differences between occupied/vacant states of a given molecular acid and those of a given molecular base might be semi-quantitatively the same in anhydrous as in aqueous standard states, we have used the pK_a data from aqueous solution studies, their theoretical extensions, and Hammett acidity function data, to construct proton free energy level diagrams (or Charts(8)) for ionic liquids. These have proven to be semiquantitatively successful in correlating experimentally observed thermodynamic properties such as excess boiling points(1) and redox potentials(10, 11) kinetic properties such as glass transition temperatures and viscosities(3), and spectroscopic properties such as 1H -N and ^{15}N NMR chemical shifts(6, 12-14).

In this paper we will use this Gurney style diagram to summarize the range of behavior to be expected with systems for which aqueous pK_a data are available, either by direct measurement or correlation, or by theoretical argument, and then confront the problem that arises when the conventional proton transfer (from molecular acid to molecular base) can no longer be used for synthesis due to lack of suitable molecular bases. This limit occurs roughly at the pK_a value of 9 for a proton transfer across a large enough energy gap to still give a highly ionic product. The

limitation is due to the lack of small molecular bases with pK_a values less than 16 on the water scale to serve as the proton acceptors from weak acids. The so-called superbase, DBU, for instance, only has a pK_a value of 14 on the water scale. Since a ΔpK_a of some 10 units or more is needed for high ionicity(6, 15), this means that the weakest acid suitable for proton donation would be acetic acid, $pK_a = 4.7$, and then the midpoint pK_a for the product $[DBUH^+][OAc^-]$ would only be ~ 9 , see Figure 1 below. This is not even outside the standard aqueous range of 0-14.

Since there is a natural interest in ionic liquids with basicities lower than this we will then consider how to extend the proton activity of an ionic liquid to much lower values and how to quantify the proton activities of the ionic liquids that might be generated.

In Chart 1 we reproduce the Gurney-inspired proton energy level diagram for the range from superacids as the donor species down to water itself. This is considerably updated from those published elsewhere (most recently 2012(7)), so as to reorganize the superacid/acid boundary and include recent information on the relative proton potentials of (transient) $HAICl_4$ and $HSbF_6$ from ^{15}N and 1H NMR and conductivity studies(12, 13, 16). The energies in eV assigned to the levels are relative to that for the H_3O^+/H_2O level as reference and are calculated from the pK_a values, using the simple relation $E(\text{gap})/\text{eV} = \Delta pK_a/0.059$, explained later. They are numerically the same as the potentials, in volts, that drive the proton transfers.

The proton transfers of the type needed to produce ionic liquids of both superacidic character and high ionicity, are indicated by the top arrow in Chart 1, (Gurney-inspired). Even before the 2012 diagram was published(7), the superacidic character of transient $HAICl_4$ and HA_2Cl_7 in the presence of the very weak base pentafluoropyridine, had been established by the high ionic conductivity of the product $PFP^+Al_2Cl_7^-$ (17-19). This is a stable liquid at ambient temperature, unlike the unstable toluenium tetrachloroaluminate PIL (reported in a classic 1955 paper by H.C. Brown and his coworker Pearsall(20)), which only exists below $-45^\circ C$. Above $-45^\circ C$, in the latter study, a disproportionation to release one mole each of HCl and PFP occurs, leaving a more stable PIL with the even weaker base anion $Al_2Cl_7^-$. More details on this interesting case, some analogs, and their practical advantages as benign (low vapor pressures) superacids, are given elsewhere (17). Other updates of the earlier charts are due to the incorporation of data in the superacidic domain of chart 1 from now-classical sources like the papers of Hammett(21) and the volume by Olah (22) supported and extended by recent works on ordering of acidities by 1H and ^{15}N NMR studies(12, 13, 16, 23)

In this paper our main interest is in developing the lower proton activity part of the Gurney Chart which, at least in principle, extends down to proton activity levels more than 20 orders of magnitude below the limit of Chart 1(upper part, $pK_a < 14$), more than doubling its range and reaching pK_a values of about 40, vs 14 for the standard state value of the H_2O/OH^- level in aqueous solutions (somewhat higher for saturated aqueous hydroxide or ionic liquid hydroxide couples). We commence with some details on what has limited the exploration of this high basicity range in previous ionic liquid studies. In essence it is the limitation imposed by the conventional Brønsted acid to Brønsted base proton transfer process by which, till now, all protic ionic liquids have been generated. The problem lies in the unavailability of small molecule proton acceptors of high basicity.

There are a number of imides and phosphazine molecules described in the literature as superbases(24), which have been valuable as reducing agents in organic chemistry but their pK_a values, determined on the water scale, are generally not sufficient to generate an ionic liquid with

an effective pK_a value that is below that of the H₂O/OH⁻ level of the Gurney type diagrams that have been published to date. Above we estimated that the pK_a value of one of the most basic

Chart 1

Extended Gurney style proton energy level diagram

Superacidic Electrolytes	Occupied proton level	Vacant proton level	pK _a (H ₀) ref H ₃ O ⁺ /H ₂ O	ε°/eV vs H ₃ O ⁺ /H ₂ O	Refs and questions
hexafluoroantimonic	HSbF ₆	SbF ₆ ⁻	-21.6 (H ₀), -23.6 NMR	1.3, 1.4	a,b
Bis(trifluoromethyl)sulfuric acid	(CF ₃ SO ₂) ₂ NH	(CF ₃ SO ₂) ₂ N	-18 (H ₀), -19 NMR	1.1, 1.1	a,b
Perchloric acid	HClO ₄	ClO ₄ ⁻	-16 (H ₀), -16.1(NMR)	0.95	a,b
Triflic acid, HTF	CF ₃ SO ₃ H	CF ₃ SO ₃ ⁻	-14.6 (H ₀), -14.6 (NMR)	0.86	a,b
Protonated toluene/toluene	HPhCH ₃ ⁺	PhCH ₃	????		c
Acidic Electrolytes	and	weak bases			
protonated pentafluoropyridine	C ₅ F ₅ NH ⁺	C ₅ F ₅ N	-13	0.77	d
Sulfuric acid	H ₂ SO ₄	HSO ₄ ⁻	-12	0.71	a,b,e
Nitric acid	HNO ₃	NO ₃ ⁻	-1.3,-1.5	0.08	f, g
protonated 2-fluoropyridine	C ₅ H ₄ FNH ⁺	C ₅ H ₄ FN	-0.43	0.025	g
Trifluoroacetic acid, TFA	CF ₃ COOH	CF ₃ COO ⁻	-0.25	0.015	
Neutral Electrolytes:					
Hydronium/Water	H₃O⁺	H₂O	-1.7, 0.00	0.00	
Diphenylammonium/DPA	Ph ₂ NH ₂ ⁺	Ph ₂ NH	0.79	0.047	
Hydrogen sulfate	HSO ₄ ⁻	SO ₄ ²⁻	1.92		
Formic acid	HCOOH	HCOO ⁻	3.75	-0.19	
Phenylamine (as base)	C ₆ H ₅ NH ₃ ⁺	C ₆ H ₅ NH ₂	4.6	-0.22	
Acetic acid	CH ₃ COOH	CH ₃ COO ⁻	4.75	-0.27	
N,N-diformylaminium/ine	H ₂ N(CH=O) ₂ ⁺	HN(CH=O) ₂	??		
Hydrogen sulfide	H₂S	HS⁻	7	-0.41	
Bis- (trimethylsilyl)-ammonium	{(CH ₃) ₃ Si}NH ₂ ⁺	{(CH ₃) ₃ Si}NH	7.5		
Ammonium/Ammonia	NH ₄ ⁺	NH ₃	9.23	-0.55	
Boric acid	H ₃ BO ₃	H ₂ BO ₃ ⁻	9.24		
Ethylammonium/Ethylamine	C ₂ H ₅ NH ₃ ⁺	C ₂ H ₅ NH ₂	10.63		
Dicyanomethane (as acid)	H ₂ C(CN) ₂	HC(CN) ₂ ⁻	11.0	-0.63	
di-isopropylammonium/DPA	[H ₂ N(C(CH ₃) ₃) ₂] ⁺	HN(C(CH ₃) ₃) ₂	11.1		
Bisulfide/Sulfide	HS⁻	S²⁻	12.4		
Dihydrogen borate anion	H ₂ BO ₃ ⁻	HBO ₃ ²⁻	12.9		
Guanidinium/Guanidine	(NH ₂) ₂ C ⁺	(NH ₂) ₂ C=NH	13.		
Water/ hydroxyl	H ₂ O	OH ⁻	14	-0.83	

References: a, Olah, G. A.; et al., Superacid Chemistry, 2nd ed.; Wiley and Sons, 2009, b -g, below next table

Basic Electrolytes:	and	Strong bases		
	occupied	vacant	ΔpK _a [*]	ε/eV [*]
Water (Standard state)	H ₂ O	OH ⁻ (Na ⁺ , Li ⁺) [*]	14	-0.83
Water/Hydroxyl	H ₂ O	OH ⁻	15.7 (Evans (f))	
DBU⁺/DBU[*]	C₉H₁₈N₂H⁺	C₉H₁₈N₂	14 (f,g) 13.5 (h)	
N,N,diformylamine/ -ide	HN(CH=O)₂	N(CH=O)₂ (Na⁺)[*]	14,15	-0.83
1,5,7triazobicyclo[4.4.0]	TBDH	TBD	16	
Phosphazene[*]	P₂-EtH⁺	P₂-Et	15.2,(l) 20 ±2(h)	-0.94, -1.18 (h)
Acetylene (as acid)	HCCH	HCC ⁻ (Na ⁺) [*]	20 (Evans,(f)) 25 (g)	-1.18,-1.66

6 ↓ 5

phenylacetylene/acetylide	PhCCH	PhCC ⁻ (Na ⁺)*	23 (Evans)	-1.36
Diphenylamine (as acid)	HNPh ₂	Ph ₂ N ⁻	25 (Evans, DMSO)	-1.48
Acetylide/carbide	HCC ⁻	C ₂ ²⁻ (Na ⁺)*	20.9 (ΔG)	-1.24 (ΔG)
Diformylamide as acid	N(CH=O) ₂ (Na ⁺)	N(CH=O)(C=O) (Na ⁺)	???	
Hydroxyl/Oxide	OH ⁻ (Na ⁺)	O ²⁻ (Na ⁺)	25 (28)	-1.66, ref.
	OH ⁻ (Li ⁺)	O ²⁻ (Li ⁺)	27((ΔG, Na ⁺) 20.9(ΔG)	-1.58 (ΔG ^o) -1.24(ΔG)
bis(triMesityl)amine/amide	((CH ₃) ₃ Si) ₂ NH	((CH ₃) ₃ Si) ₂ N ⁻ (Li ⁺)*	26	1.534
Formylamine/formylamide	(CHO)NH ₂	(CHO)NH ⁻		
dialkylamine/dialkylamide	NN(isopropyl) ₂	N(isopropyl) ₂ ⁻ (Li ⁺)*	36 (THF) , 40	
Ammonia /Amide	NH ₃	NH ₂ ⁻ (Na ⁺)*	30.6(ΔG)	-1.81 (ΔG)
Phenylamide as acid	PhNH ⁻	NH ₂ ⁻ (Li ⁺) PhN ²⁻	~25 (ΔG) 38 (Evans) unknown	-1.64 (ΔG)
Amide/imide.	NH ₂ ⁻	NH ₂ ⁻ (Na ⁺)*	34 ?	?
Hydrogen/hydride	H ₂	H ⁻ (Na ⁺) H ⁻ (Li ⁺)	33.1 (ΔG) 37.5 (ΔG) (~36 Evans(f))	-1.96 (ΔG) -2.22 (ΔG)
Imide/nitride	NH ₂ ⁻	N ³⁻ (Li ⁺)*	40.37((ΔG) 42.4(ΔG ^o H ₂ O)	-2.39 (ΔG) -2.5 (ΔG H ₂ O)
toluene	PhCH ₃	PhCH ₂ ⁻	41 (ref g)	
Methane/methide (methylithium)	CH ₄	CH ₃ ⁻ (Li ⁺)*	~48 (48 Evans)	No ΔG ^o available

References, continued: b, Hasani, M. et al. Chem. Eur. J. 2016, 22 (37), 13312–13319.

c, Brown H.C. and H. W. Pearsall, JACS, 74, 191, (1952)

d, Calculated using Advanced Chemistry Development Software V11.021994-2011 (ACDL labs)

e, Angell, C. A. ArXiv

f, Ripkin and Evans Harvard University

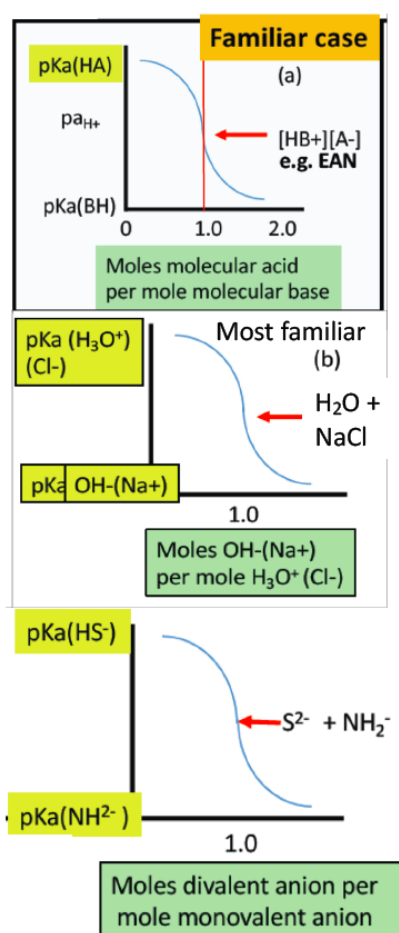
g, Univ. of Michigan <https://owl.oit.umass.edu/departments/OrganicChemistry/app>

h, K. Kaupmees, A. Trummal, I. Leito, Croat. Chem. Acta 2014, 87, 385–395

ionic liquids yet produced, (the case of transfer of a proton from acetic acid to DBU(6)), which should lie midway between the levels HOAc/OAc⁻ (4.7) and DBU⁺/DBU (see below), would only be ~9 on the water scale. So, if basicity is taken to mean having an effective pK_a value for the PIL higher than 14, then the latter PIL which achieved high ionicity(6), did not achieve basicity.

The basis for this statement is best understood by considering the formation of the protic ionic liquid as a product of a titration of the neat Brønsted acid by the neat Brønsted base as performed by Kanzaki et al. (18), and then considering (using examples illustrated by arrows in Figure 1), the other proton transfer processes that are possible. We use Figure 1 to illustrate three of these alternative processes, and Scheme 1 to complete the list of the six possible cases. The important thing to realize is that by choosing as proton acceptor, an anionic moiety rather than a molecule, an ionic liquid product of much lower proton activity than otherwise accessible can, in principle at least, be generated. The ionic liquids we discuss will in most cases not have proton donor capability, but will rather act as a proton acceptors, i.e. reducing agents to any chemical of higher proton activity with which they might find themselves in contact (kinetics allowing).

There is now the problem of assessing what are the energies, and pK_a values on a scale consistent with those in Chart 1. In the next section we approach this challenge in a simple but unambiguous manner which we have not seen used elsewhere. The approach is suitable for solvent-free protic systems and ties the proton activities directly to the water scale. While it involves some obvious approximations, the level of approximation can be assessed and is not large.



Scheme 1: Six possible proton transfer processes

- (a) Molecular acid to molec. base e.g. HNO₃ + EA (arrows 1)
- (b) protic cation to anionic base e.g. H₃O⁺ + OH⁻ (and arrow 5)
- (c) monovalent anion to divalent anion e.g. NH₂⁻ + S²⁻ (arrow 6)
- (d) Protic cation to molec. base e.g. Ph₂NH₂⁺ + Gdn (arrow 2)
- (e) molecular acid to anionic base e.g. HNPh₂ + N³⁻ (arrow 4)
- (f) protic anion to molecular base e.g. HSO₄⁻ + Gdn (arrow 3)

Figure 1. Three cases of acid-base titrations, the first two being familiar, to illustrate the pK_a value of the product of the titration relative to those of the starting couples. The third case illustrates how a 1:1 mixture of anions of the appropriate character can incorporate anions of high basicity at the equimolar composition. The stable pair of anions indicated would need charge compensation by cations of non-reducible character.

2.


3. Assessing the approximate proton potential of some important donor-acceptor couples from available thermodynamic data.

As a first example of how to estimate the energy, and hence pK_a value, of a key occ/vac level, referenced to H_3O^+/H_2O as zero, we take the case of proton transfer between water and oxide anion levels (see **blue arrow** on Chart 2). Water is now the acid i.e. proton donor

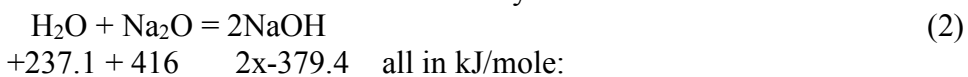
Written as a chemical equation, this would be



and considering that the anions do not exist without charge compensating partners, this can be expanded to read



Since the molar free energies of formation of all components of Eq. (2) are known(25) it is a simple matter, using the free energy equivalent of Hess' Law, to find the free energy change in the process. We locate the molar free energies of the three compounds under the components so we can add them in the manner dictated by Hess's law



The addition yields $\Delta G^\circ = -146.8$ kJ for the two moles of protons transferred or -73.4 kJ/mole of protons transferred.

This can be converted to an energy in electron volts, ε eV per proton transferred (as was preferred by Gurney), using the conversion formula $100\text{kJ/mole} \equiv 1.036$ eV per elementary charge* i.e. per proton, thus $\varepsilon = 0.76$ eV. (*Conversion factors are 6.24×10^{18} eVJ⁻¹ and 6.028×10^{23} electrons (mole of electrons)⁻¹)

Alternatively, one can use the macroscopic formula

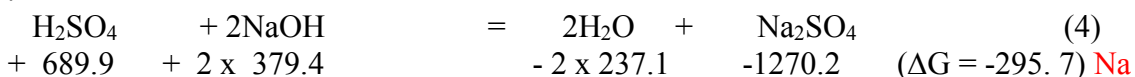
$E^\circ = -\Delta G^\circ/F$ (where F is the Faraday) to obtain the potential difference in volts between the H_2O/OH^- and the OH^-/O^{2-} levels as $73,400 \text{ Jmole}^{-1} / 96,500 \text{ Cmole}^{-1} = 0.76 \text{ J/C} = 0.76\text{V}$.

To obtain the value for the column 4 potential in Table 2, the value for the potential difference between H_3O^+/H_2O and H_2O/OH^- levels, viz., -0.83 V, must be added, yielding -1.59 V for the potential of the OH^-/O^{2-} level. We convert this to a pK_a value for the level, using the relation between free energy gap $\Delta\varepsilon^\circ$ and ΔpK_a , which is

$$\Delta\varepsilon^\circ = -2.303(RT/nF)\Delta pK_a \quad (3)$$

So using the familiar value of $2.303RT/F (= 0.059$ for a single charge transfer at $25^\circ\text{C})$, we obtain $\Delta pK_a = -\Delta\varepsilon^\circ/0.059$. This yields $\Delta pK_a = 27$, i.e. a pK_a value of 27 for the OH^-/O^{2-} level. This is deep in the basic domain.

Before considering this and other cases, and their related anions for high basicity ionic liquids, let us reassure ourselves that the approach leading to this pK_a assignment is sound. We can accomplish this objective by using the standard free energies of formation of H_2SO_4 , Na_2SO_4 , $NaOH$ and H_2O to obtain the potential and pK_a value for the better-known, indeed seminal, level H_2SO_4/HSO_4^- in the strong acid domain, also keeping a water reference. This is done by assessing ΔG° for the neutralization of H_2SO_4 by $NaOH$, using Eq. (4) which is descriptive of two protons falling from the H_2SO_4/HSO_4^- level down to the H_2O/OH^- level in Chart 1.



Other cases to be considered will be those where Na cations are replaced by Li+ or K+

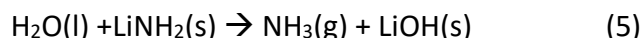
439	-1321.7	(-286.8)	Li
378.7	-1321.4	(-347.6)	K

Here we have again used the pure substance values, not the aqueous solution values, for the free energies of formation since we are going to be comparing with the Hammett acidity function for the pure acid H₂SO₄. These lead to $\Delta G^\circ = -295.7$ kJ/mole for the two proton process, or 147.9 kJ/mole per proton, and $\epsilon^\circ = 1.53$ eV above the H₂O/OH⁻ level. Since the latter is 0.83V below the H₃O⁺/H₂O reference level we need to subtract this amount from the 1.53V total to obtain the energy of the H₂SO₄/HSO₄⁻ level which is thus predicted to be 0.70 eV. This is to be compared with the value 0.71V that we obtained from the experimentally determined H(0) value for pure H₂SO₄ (21) see Chart 1. The corresponding pK_a value for this level is -0.70/0.059, or -11.9, to be compared with -12.0 from H(0) in Chart 1.

The agreement is too good to be true, and we should recognize that the numbers obtained will be different if we should use the free energies of formation of LiOH in place of NaOH, and Li₂SO₄ in place of Na₂SO₄, in the calculation. Fortunately, values for both are available and ΔG is almost unchanged at 286.8 kJ/mole, implying $\epsilon^\circ = 1.48$ V, or 0.65V after subtraction of the same 0.83V. For this proton potential we obtain a pK_a value of -11.0 for the H₂SO₄/HSO₄⁻ level. However, free energy of formation data are also available for KOH and K₂SO₄, and in this case the free energy of the reaction proves to be somewhat larger, at 347.6 kJ/mole, implying $\epsilon^\circ = 1.79$ V and eventually pK_a for the H₂SO₄/HSO₄⁻ level, rather larger at -16.3. Such differences are not too surprising insofar as the free energies of two of the four reaction participants have their own special crystal structures, hence lattice energies, that play a role in determining their free energies of formation. Indeed, even in the liquid state, the cation that charge-neutralizes a given anion must be expected to play a significant role in determining the chemical properties, which is not the case when the ions are dispersed in a solvent, e.g. 55.5 molecules of water per ion, as in a one molar aqueous solution. Nevertheless, there can be little doubt that the simple thermodynamic route is putting us in the right zone of proton potentials for the ionic liquids of interest to us.

With this in mind we return to the basic range to obtain some other landmark proton potential levels in the basic range using thermodynamic data for the relevant components that are available in the literature. Again there are cases for which data for both Li and Na salts are available, and substantial (and unpredictable) differences are found depending on which alkali cation is involved.

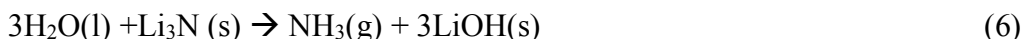
Two other levels deeper in the basic range that we can assess are the ammonia/amide (NH₃/NH₂⁻) level, (the more basic analog of the H₂O/OH⁻ level), and the hydrogen/hydride level (H₂/H⁻), both involving gaseous proton donors. For the first we invoke the water hydrolysis reaction



Using $\Delta G^\circ_f = -140.6 \text{ kJ mol}^{-1}$ for $\text{LiNH}_2(\text{s})$, $-16.5 \text{ kJ mol}^{-1}$ for $\text{NH}_3(\text{g})$, and -439 kJ mol^{-1} for $\text{LiOH}(\text{s})$, we obtain a value of ΔG for the single proton transfer process of $-77.9 \text{ kJ mol}^{-1}$, or $\Delta\varepsilon = 0.81$. This corresponds to a proton potential for the $\text{NH}_3/\text{NH}_2^- (\text{Li}^+)$ couple that lies 0.81 eV below the $\text{H}_2\text{O}/\text{OH}^-$ level hence 1.63 eV below the $\text{H}_3\text{O}^+/\text{H}_2\text{O}$ reference level. The corresponding pK_a value is 25, similar to that for the hydroxyl/oxide level. However if the ΔG°_f values for $\text{NaNH}_2(\text{s})$ and $\text{NaOH}(\text{s})$ are used in place of those for LiNH_2 and LiOH in Eq. (5), the values for $\Delta\varepsilon$ and pK_a change to the more basic numbers, -1.81V and 30.6. Both sets of numbers are entered in Chart 2.


For the second case, free energy of formation data for both LiH and NaH are also available (-67.6 kJ/mole for LiH , and -33.5 kJ/mole for NaH), and the reactions with water, forming hydroxides and releasing $\text{H}_2(\text{g})$ can be assessed and lead to the even more basic level numbers listed in Table 2, where the derived pK_a values of 33.1 and 37.5 are listed.

Finally, the free energy of formation of Li_3N is reported to be -138 kJ mol^{-1} and an equation for its reaction with water yielding nitrogen and LiOH



is found to have a free energy change of -484 kJ mol^{-1} for 3 moles of protons transferred or $161.3 \text{ kJ mol}^{-1}$. This implies an energy level for the first of the steps in the series leading to NH_3 and NaOH , namely $\text{N}^{3-}/\text{NH}_2^-$, that lies 2.5 eV below the reference $\text{H}_3\text{O}^+/\text{H}_2\text{O}$ level, with a corresponding pK_a value of 40.4, as entered in the Table 2.

It is worth noting that not even the reaction of metallic sodium with water has a larger free energy change per mole of protons transferred (to form hydrogen and NaOH),



3. Making ionic liquids with pK_a values in the new high basicity ranges.

It is one thing to identify the existence of an extended basicity range, and a quite different thing to populate it with actual examples of ionic liquids with anions of very high basicity. We leave this for separate papers(26, 27), but mention here that anyone can demonstrate the existence of a new and basic member of the anion family of general formula NX_2^- . The pK_a range of this remarkable family extends from -18 in the case of the NTf_2^- anion (of the super acid HNTf_2 also known as HTFSI), through 0 to about +40 for the case of the amide ion itself, NH_2^- , (as characterized in the previous section.) The new member is the N,N,diformylamide anion, $\text{N}(\text{CHO})_2^-$, which is produced as the anionic component of a mobile ionic liquid by centrifuging off the NaCl product of a metathetical solid-solid reaction that occurs on mixing sodium N,N,diformylamide and pyrrolidinium chloride. Provided temperature is kept below 60°C , the liquid product, designated $[\text{P14}]^+[\text{N}(\text{CHO})_2]^-$, can be identified by NMR as containing only pyrrolidinium cations and N,N diformylamide anions. It has conductivity and viscosity comparable with those of P14dicyanamide (28), and a pK_a value of about 14 (much more basic

than DBU acetate). The ionic liquid made in a similar manner but with the HMDS anion, $\{(CH_3)_3Si\}_2N^-$, must have a pK_a value of about 26. Details of these and other preparations will be given in separate papers(26,27). It will be exciting to check the basicities of these new liquids using the redox potential of the Fe(II)/Fe(III) couple that showed such a systematic variation of emf vs Ag/AgCl reference in a previous study of oxidic solvent anion basicity effects(10).

Acknowledgements

This work has been supported by the DOD Army Research Office under Grant No. W911-NF19-10152

References

1. M. Yoshizawa, W. Xu, C. A. Angell, Ionic Liquids by Proton Transfer: Vapor Pressure, Conductivity, and the Relevance of ΔpK_a from Aqueous Solutions. *J. Amer. Chem. Soc.* **125**, 15411 (2003).
2. H. Ohno, M. Yoshizawa, *Solid State Ionics* **154**, 303 (2002).
3. J.-P. Belieres, C. A. Angell, Protic ionic liquids: Preparation, characterization, and the proton transfer energy level diagram. *J. Phys. Chem.B* **111**, 4926 (2007).
4. M. A. B. H. Susan, A. Noda, S. Mitsushima, M. Watanabe, *Chemical Communications*, 938 (2003).
5. D. R. MacFarlane, M. Forsyth, E. I. Izgorodina, A. P. Abbott, K. Fraser, On the concept of ionicity in ionic liquids. *Phys. Chem. Chem. Phys.* **11**, 4962 (2009).
6. M. S. Miran, H. Kinoshita, T. Yasuda, M. A. B. Susan, M. Watanabe, Physicochemical properties determined by DpK_a for protic ionic liquids based on an organic super-strong base with various Brønsted acids. *Phys. Chem. Chem. Phys.* **14**, 5178 (2012).
7. C. A. Angell, Y. Ansari, Z.-F. Zhao, Ionic Liquids: Past, Present and future. *Faraday Discussion* **154**, 9 (2012).
8. R. W. Gurney, *Ionic Processes in Solution*. (Dovers Publications, New York, 1962), pp. 275.
9. S. Woutersen, B. Ensing, M. Hilber, Z.-F. Zhao, C. A. Angell, A liquid-liquid transition in supercooled aqueous solution, related to the HDA-LDA transition in water. *Science*, DOI:10.1126/Science.aao7049 (2018).
10. K. Ueno, C. A. Angell, Ionic Liquids as Oxidic Media for electron transfer studies. *J. Chem. Phys.* **136**, A.N. 244501 DOI:10.1063/1.4729306 (2012).
11. J.-P. Belieres, D. Gervasio, C. A. Angell, Binary inorganic ionic salt mixtures as high conductivity electrolytes for $>100^\circ C$ fuel cells. *Chem. Commun. (Cambridge)* 4799 (2006).
12. S. K. Davidowski *et al.*, NMR Characterization of ionicity and transport properties for a series of diethymethylamine based protic ionic liquids. *J. Phys. Chem B* **120**, 4279 (2016).
13. M. Hasani, J. L. Yarger, C. A. Angell, On the Use of a Protic Ionic Liquid with a Novel Cation to Study Anion Basicity. *Chem. Euro. J* **22**, 13312 (2016).

16. M. Hasani, S. A. Amin, J. L. Yarger, S. Davidowski, C. A. Angell, Proton Transfer and Ionicity: An ^{15}N NMR study of Pyridine base protonation. *J. Phys Chem B* **123**, 1815 (2019).
17. Y. Ansari, K. Ueno, C. A. Angell, *Applied Physics Letters* (submitted)
18. K. Kanzaki, K. Uchida, X.-D. Song, Y. Umebayashi, S.-i. Ishiguro, Acidity and Basicity of Aqueous Mixtures of a Protic Ionic Liquid, Ethylammonium Nitrate. *Anal Sciences* **24**, 1347 (2008).
19. Y. Ansari, Novel Anhydrous Superprotic Ionic Liquids and Membranes for Application in Mid-temperature Fuel Cells. *Ph. D. Thesis, Arizona State University, Chapter 6*, 92 (2013).
20. H. C. Brown, H. W. Pearsall, The Action of the Catalyst Couple Aluminum Chloride-Hydrogen Chloride on Toluene at Low Temperatures ; the Nature of Friedel-Crafts Complexes^{1s2}. *J. Am. Chem. Soc.* **74**, 191 (1952).
21. L. P. Hammett, A. J. Deyrup, A series of simple basic indicators I. The acidity functions of mixtures of sulfuric and perchloric acids with water. *J. Am. Chem. Soc.* **54**, 2721 (1932).
22. G. A. Olah et al., *Superacid Chemistry 2nd ed. Hoboken, NJ, Wiley*, (2009).
23. F. Scholz, D. Himmel, L. Eisele, I. Krossing, The Superacid HBr/AlBr₃ : Protonation of Benzene and Ordered Crystal Structure of [C₆H₇]⁺[Al₂Br₇]⁻. *Angewandte Chemie Int. Ed.* **53**, 1689 (2014).
24. H. Luo, G. A. Baker, J. S. Lee, R. M. Pagni, S. Dai, Ultrastable Superbase-Derived Protic Ionic Liquids. *J. Phys. Chem. Lett.* **113**, 4181 (2009).
25. Chemical-Rubber Company *Handbook of Physics and Chemistry*, (2018).
26. T. G. Tucker, A. Edwards, S. Davidowski, J. L. Yarger, C. A. Angell, Preparation and selected properties of some ionic liquids with proton activities in the deep basic domain. ((to be published)).
27. A. Edwards, S. Davidowski, R. Richert, J. L. Yarger, C. A. Angell, Preparation and characterisation of ionic liquids of high basicity. (To be published).
28. D.R. McFarlane, M. Forsyth, J. Golding, G. B. Deacon, Ionic liquids based on imidazolium, ammonium and pyrrolidinium salts of the dicyanamide anion. *Green Chemistry* **4**, 444 (2002).