

Formal FOCUSST Specification of CAN

Maria Spichkova

June 26, 2021

Abstract

This paper presents a formal specification of the Controller Area Network (CAN) protocol using FOCUSST framework. We formally describe core components of the protocol, which provides a basis for further formal analysis using the Isabelle/HOL theorem prover.

1 Introduction

Controller Area Network (CAN) protocol is one of the standard communication protocols used in automotive systems. CAN was developed by Robert Bosch GmbH [3] and is a part of the ISO 11898 standard [10].

In this paper, we present a formal specification of this protocol using FOCUSST framework. FOCUSST was introduced as an extension of the FOCUS language, see [4, 24]. Similarly to FOCUS, specifications in FOCUSST are based on the notion of *streams*, and a formal meaning of a specification is exactly this external *input/output relation*. However, in the original FOCUS input and output streams of a component are mappings of natural numbers to single messages, whereas a FOCUSST stream is a mapping from natural numbers to lists of messages within the corresponding time intervals. Moreover, the syntax of FOCUSST is particularly devoted to specify spatial (S) and timing (T) aspects in a comprehensible fashion, which is the reason to extend the name of the language by ST.

The FOCUSST specification layout was then discussed in [20]. Here, we present only a small subset of that we applied to specify the CAN protocol:

- $\langle \rangle$ denotes an empty stream;
- $\text{dom}.s$ yields the list $[1..\#s]$, where $\#s$ denotes the length of the stream s ;
- $\text{rng}.s$ converts the stream s into a set of its elements : $\{s.j \mid j \in \text{dom}.s\}$;
- The predicate $\text{msg}_n(s)$ is true iff the stream s has at every time interval at most n messages.

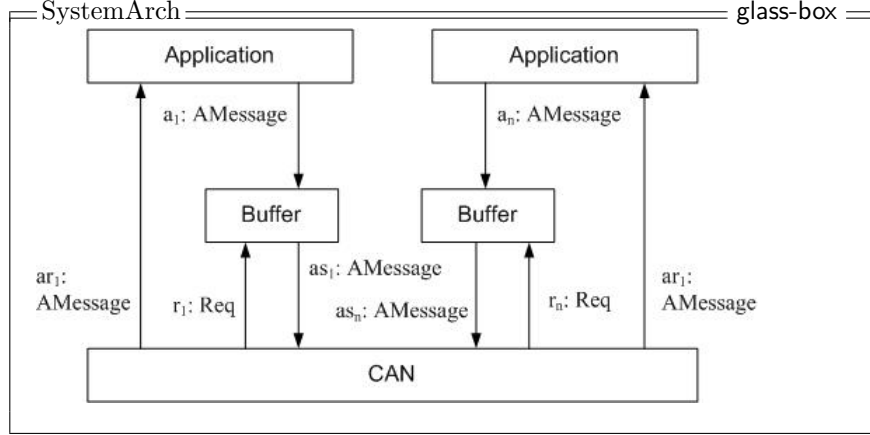


Figure 1: Logical architecture of a CAN-based system

2 Specification of a CAN-based system

Figure 1 presents the specification *SystemArch*, which describes a logical architecture of a CAN-based system. We define the following the data types for this specification: *AMessage* represents the data type of messages, which are sent by one automotive application to another:

$\text{type } AMessage = \text{msg}(id : \mathbb{N}, data : Data)$

Message will denote the CAN-internal messages, and *Req* will be a simple request type to denote the CAN requests to the system buffers.

$\text{type } Message = \mathbb{N} \mid Data$

$\text{type } Req = \mathbb{N}$

The core system requirements are defined by the following specification *CAN*, where the assumption is that all data streams as_i (which CAN receives from the automotive application components via the corresponding buffer components) satisfy the $\text{msg}_1(as_i)$ predicate, i.e., all these streams must have at every time interval at most one message. The guarantee part of this specification has two predicates that define

1. all data streams ar_i (which CAN sends to the the corresponding automotive application components) satisfy the $\text{msg}_1(ar_i)$ predicate,
2. the data transmission is correct as per the predicate *MessageTransmission*.

CAN timed	
in	$as_1, \dots, as_n : AMessage$
out	$ar_1, \dots, ar_n : AMessage; r_1, \dots, r_n : Req$
asm	
1	$\forall i \in [1..n]. \text{msg}_1(as_1)$
gar	
1	$\forall i \in [1..n]. \text{msg}_1(ar_1)$
2	$MessageTransmission(as_1, \dots, as_n, ar_1, \dots, ar_n, r_1, \dots, r_n)$

Note, that in contrast to the FOCUSST specification of FlexRay [6, 7, 8, 21, 23], where the correct transmission means the transmission according the FlexRay scheduling tables, in the case of CAN the correct transmission is specified according the priority relations, see below.

MessageTransmission	
$as_1, \dots, as_n : AMessage^\infty;$	
$ar_1, \dots, ar_n : AMessage^\infty; r_1, \dots, r_n : Req^\infty$	
$\forall t \in \mathbb{N} :$	
1	$(\forall i \in [1..n] : as_i^t = \langle \rangle) \rightarrow \forall j \in [1..n] : ar_j^{t+2} = \langle \rangle$
2	$\forall i, j \in [1..n] : ar_i^t = ar_j^t$
3	$\exists i \in [1..n] : as_i^t \neq \langle \rangle \wedge id(ft.as_i^t) = MinNatList(x) \rightarrow r_i^{t+2} \neq \langle \rangle \wedge \forall j \in [1..n] : ar_j^{t+2} = as_i^t$
where $x = TakeIds(y)$	
$y = CollectElements(n, as_1^t, \dots, as_n^t)$	

We also defined the following auxiliary functions to specify the *MessageTransmission* predicate:

- *TakeIds* takes as an input a finite list of type *AMessage* and returns the corresponding finite list of the identifiers.
- *CollectElements* describes collection of all data received by CAN at a particular time interval.
- *MinNatList* finds the smallest element in a finite list of natural numbers.

TakeIds

 $A\text{Message}^* \rightarrow \mathbb{N}^*$

- 1 $\text{TakeIds}(\langle \rangle) = \langle \rangle$
 - 2 $\text{TakeIds}(\langle x \rangle \frown y) = \langle \text{id}(x) \rangle \frown \text{TakeIds}(y)$
-

CollectElements

 $\mathbb{N} \times \dots \times M^* \times M^* \rightarrow M^*$

- 1 $\text{CollectElements}(0, s_1, \dots, s_n) = \langle \rangle$
 - 2 $\text{CollectElements}(i + 1, s_1, \dots, s_n) =$
if $s_{i+1} = \langle \rangle$
then $\text{CollectElements}(i, s_1, \dots, s_n)$
else $s_{i+1} \frown \text{CollectElements}(i, s_1, \dots, s_n)$
fi
-

MinNatList

 $\mathbb{N} \times \dots \times \mathbb{N}^* \rightarrow \mathbb{N}$

- 1 $\text{MinNatList}(a, \langle \rangle) = a$
 - 2 $\text{MinNatList}(a, \langle x \rangle \frown y) =$
if $a \leq x$
then $\text{MinNatList}(a, y)$
else $\text{MinNatList}(x, y)$
fi
-

We specify a CAN-buffer in FOCUSST as a component *Buffer*, see below. This component has two input streams (data from an automotive application and requests from CAN). The only assumption on the inputs is that the data stream from an automotive application must have at most one message per each time unit. The output stream will also have at most one message per each time unit. In the even time intervals, the buffer's output stream will be empty, where in the even time intervals it will send the stored data to the CAN component.

Buffer	timed
in $a \text{ AMessage}; r : \text{Req}$ out $as : \text{AMessage}$	
local $buf, b \in \text{AMessage}^*$	
init $buf = \langle \rangle; b = \langle \rangle$	
asm 1 $\text{msg}_1(a)$	
gar 1 $\text{msg}_1(as)$	
$\forall t \in \mathbb{N} :$	
2 $\text{even}(t) \rightarrow as^t = \langle \rangle$	
3 $\text{odd}(t) \rightarrow as^t = b$	
4 $r^t = \langle \rangle \rightarrow b' = b \wedge buf' = \text{newbuf}$	
5 $r^t \neq \langle \rangle \wedge buf = \langle \rangle \rightarrow b' = a^t \wedge buf' = \langle \rangle$	
6 $r^t \neq \langle \rangle \wedge buf \neq \langle \rangle \rightarrow b' = \text{ft.newbuf} \wedge buf' = \text{rt.newbuf}$	
where $\text{newbuf} = \text{if } a^t = \langle \rangle \text{ then } buf \text{ else } \text{PrAdd}(buf, \text{ft}.a^t) \text{ fi}$	

The auxiliary function *PrAdd* specifies the buffer update according to the priorities of the messages. A lower value of the identifier means a higher priority.

PrAdd	
$\text{AMessage}^* \times \text{AMessage} \rightarrow \text{AMessage}^*$	
1	$\text{PrAdd}(\langle \rangle, a) = \langle a \rangle$
2	$\text{PrAdd}(\langle x \rangle \frown y, a) =$ if $\text{id}(a) < \text{id}(x)$ then $\langle a \rangle \frown \langle x \rangle \frown y$ else $\langle x \rangle \frown \text{PrAdd}(y, a)$ fi

3 Specification of a CAN component

Figure 2 presents the specification *CANArch*, which describes a logical architecture of a CAN protocol component. Each system node will be coordinated using the corresponding *Controller* component, where the communication between controllers will go through the *Wire* component.

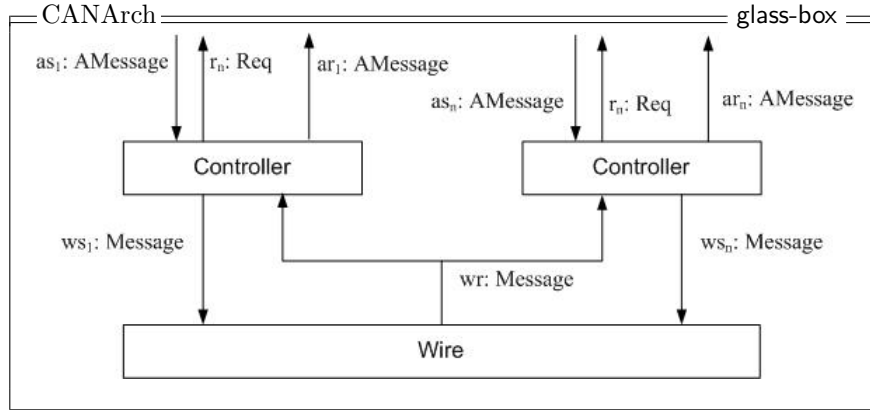
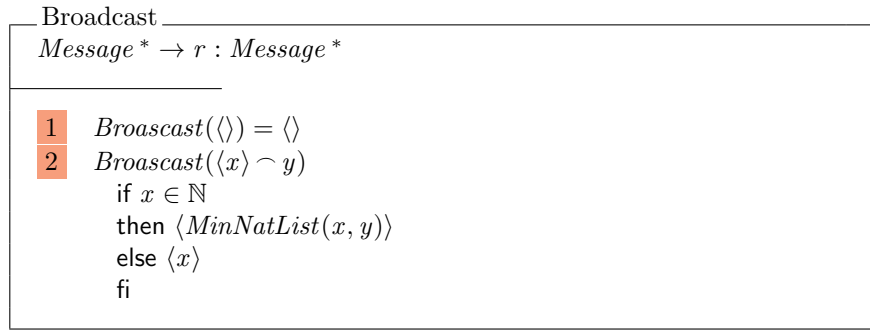
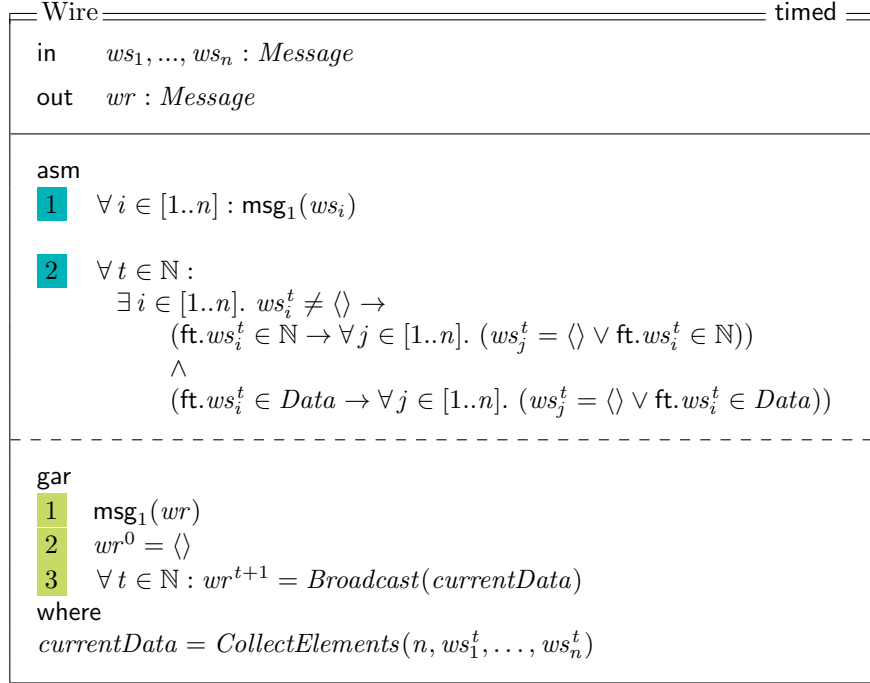


Figure 2: Logical architecture of a CAN component

The *Wire* component has two assumptions on the input streams:

- all streams ws_i , $1 \leq i \leq n$ (CAN messages sent by *Controller* components, where n is the number of controllers, i.e., the number of CAN nodes in the system) must have at most one message per each time interval;
- at each time interval, if one of the streams ws_i , $1 \leq i \leq n$ is nonempty and carries an element of type \mathbb{N} then all other streams ws_j , $1 \leq j \leq n$, $j \neq i$ must be either empty or carry an element of type \mathbb{N} ;
- at each time interval, if one of the streams ws_i , $1 \leq i \leq n$ is nonempty and carries an element of type *Data* then all other streams ws_j , $1 \leq j \leq n$, $j \neq i$ must be either empty or carry an element of type *Data*;



A *Controller* component is also composite, the specification of its logical architecture is presented in Figure 3. *Controller* consists of three sub-components:

- *Encoder* that converts the automotive application messages into CAN messages,
- *Decoder* that ensures the reverse transformation, where CAN messages are decoded into the automotive application messages,
- *LogicalLayer* that ensures that CAN bus behaves correctly.

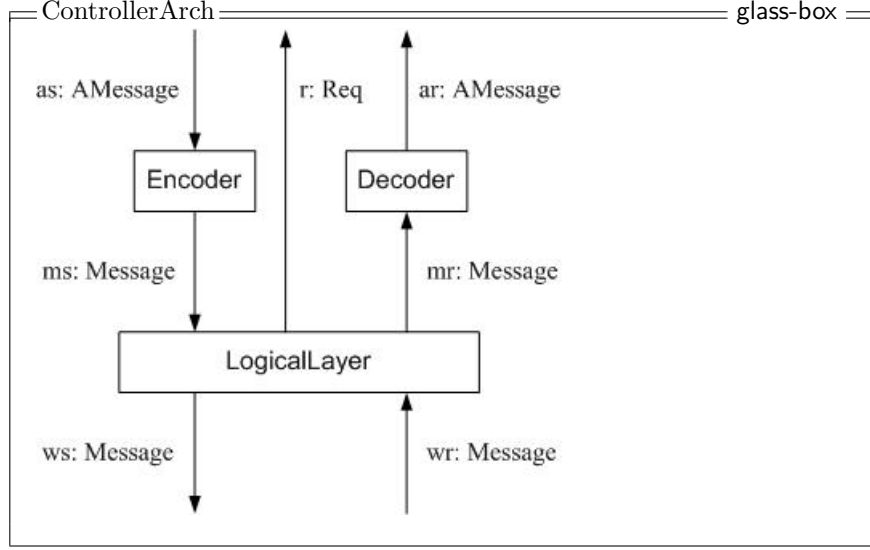


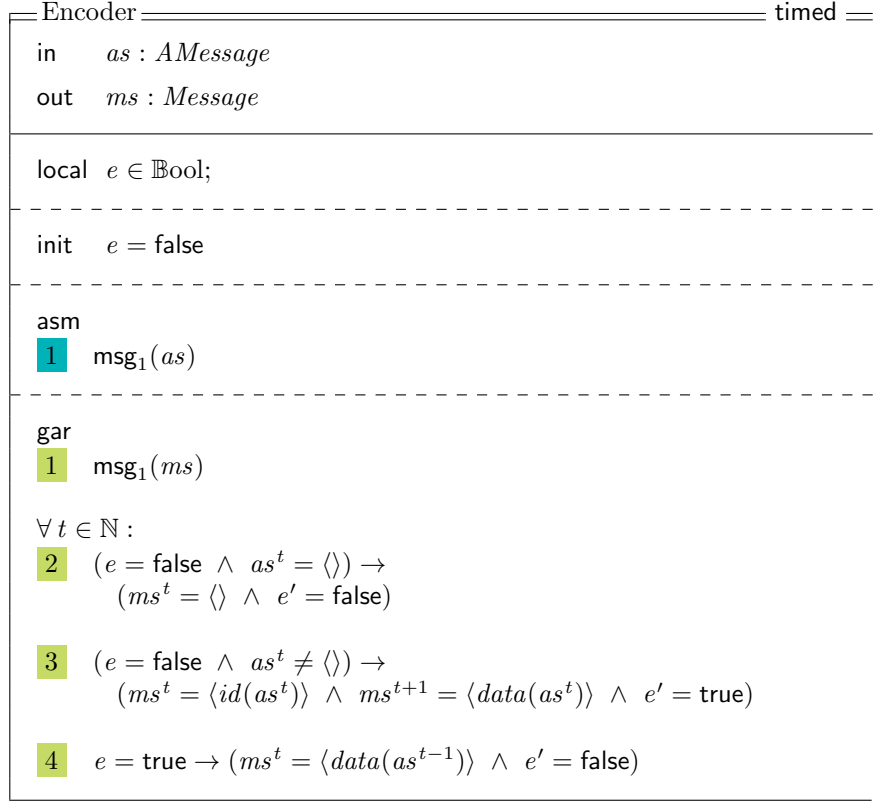
Figure 3: Logical architecture of a Controller component

The *Encoder* component assumes that its input stream of type *AMessage* can have at most one message per time interval. As soon as this component receives a message, it forwards its identifier to the logical level in the same time interval and sends the actual data part in the next time interval. If we specify this behaviour simply by

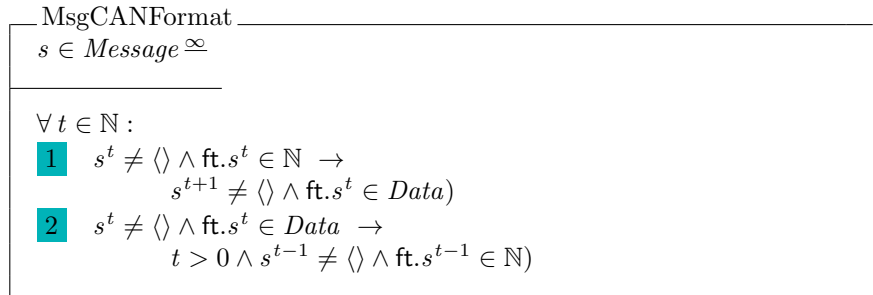
$\forall t \in \mathbb{N} :$

- (1) $as^t = \langle \rangle \rightarrow ms^t = \langle \rangle$
- (2) $as^t \neq \langle \rangle \rightarrow ms^t = \langle id(as^t) \rangle \wedge ms^{t+1} = \langle data(as^t) \rangle$

We will have many contradictions. Thus, assume that $as^t \neq \langle \rangle$ and $as^{t+1} = \langle \rangle$. From (1) we can conclude that $ms^{t+1} = \langle \rangle$. However, from (2) it follows that $ms^{t+1} = \langle data(as^t) \rangle$. Also, in the case $as^t \neq \langle \rangle$ and $as^{t+1} \neq \langle \rangle$, we would have $ms^{t+1} = \langle data(as^t) \rangle$ because $as^t \neq \langle \rangle$, and at the same time $ms^{t+1} = \langle id(as^{t+1}) \rangle$ because $as^{t+1} \neq \langle \rangle$. Thus, we have to use a state variable to ensure the correct modelling. Let us call this variable e . A simple Boolean type will be enough to specify the correct behaviour: the **true** value will denote the state of active encoding process, where the **false** value (which will be also the initial value for e) would mean that no encoding is currently performed.

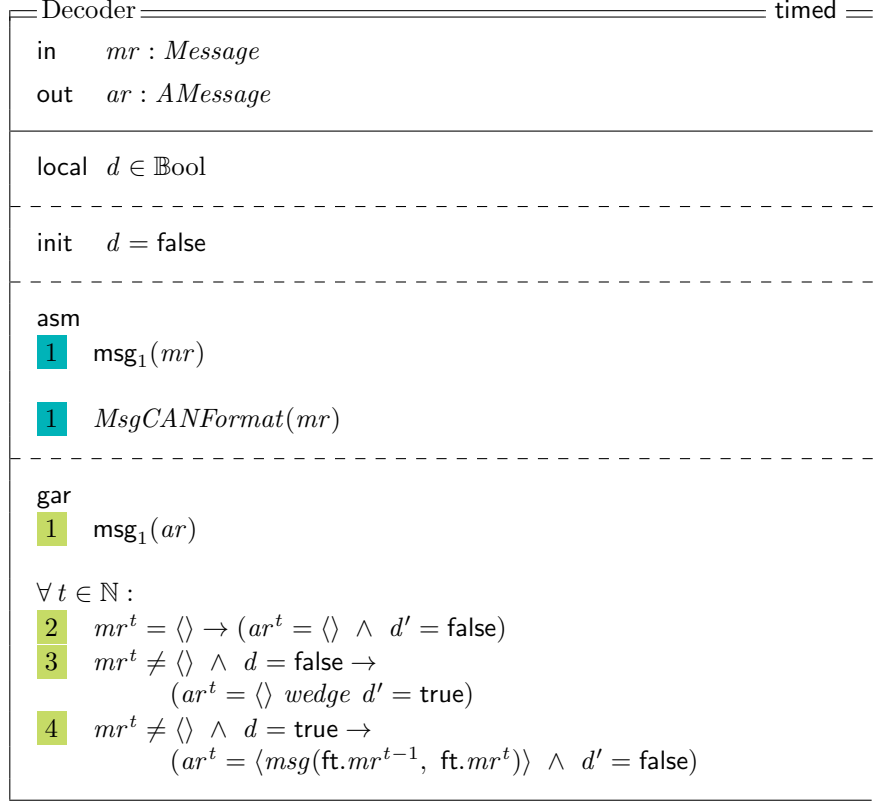


The aim of the *Decoder* component is to build an output message of type *AMessage* out of two consequently received input messages, where the first input message must be of type \mathbb{N} and the second input message must be of type *Data*. This property is specified as the following predicate:



Thus, the *Decoder* component assumes that at each time interval it can receive at most one message, and if the message is non-empty and of type \mathbb{N} , the next time interval will of the input stream will contain data. We will use a local variable d of type \mathbb{Bool} to denote that the decoding process is in progress:

the `true` value will denote the state of active decoding process, where the `false` value (which will be also the initial value for d) would mean that no decoding is currently performed.



The *LogicalLayer* component assumes that both its input stream of type *Message* can have at most one message per time interval and fulfil the property *MsgFormat*. All three its output streams also should have at most one message per time interval, where the *mr*-stream that goes to the *Decoder* component should in addition fulfil the property *MsgFormat*.

LogicalLayer	timed
in $ms, wr : Message$ out $mr, ws : Message; r : Req$	
local $lid \in \mathbb{N}$	
init $lid = 0$	
asm <ol style="list-style-type: none"> <li style="background-color: #00a0c0; color: white; padding: 2px;">1 <li style="background-color: #00a0c0; color: white; padding: 2px;">2 <li style="background-color: #00a0c0; color: white; padding: 2px;">3 <li style="background-color: #00a0c0; color: white; padding: 2px;">4 $msg_1(ms)$ $msg_1(mr)$ $MsgFormat(ms)$ $MsgFormat(mr)$	
gar <ol style="list-style-type: none"> <li style="background-color: #90c060; color: black; padding: 2px;">1 <li style="background-color: #90c060; color: black; padding: 2px;">2 <li style="background-color: #90c060; color: black; padding: 2px;">3 <li style="background-color: #90c060; color: black; padding: 2px;">4 <li style="background-color: #90c060; color: black; padding: 2px;">5 $msg_1(ws)$ $msg_1(r)$ $msg_1(mr)$ $MsgFormat(mr)$ $\forall t \in \mathbb{N} : mr^t = wr^t$	
tiTable LLTable	

tiTable LLTable: $\forall t \in \mathbb{N}$

	ms	wr	ws	r	lid'	Assumption
1	$\langle \rangle$	y	$\langle \rangle$	$\langle \rangle$	lid	
2	x	y	$\langle \rangle$	$\langle \rangle$	$ft.x$	$x \neq \langle \rangle, ft.x \in \mathbb{N}$
3	x	$\langle \rangle$	$\langle \rangle$	$\langle \rangle$	lid	$x \neq \langle \rangle, ft.x \in Data$
4	x	y	x	$\langle req \rangle$	lid	$x \neq \langle \rangle, ft.x \in Data, y \neq \langle \rangle, ft.x = lid$
5	x	y	$\langle \rangle$	$\langle \rangle$	lid	$x \neq \langle \rangle, ft.x \in Data, y \neq \langle \rangle, ft.x \neq lid$

Remark:

The 3rd line of the table LLTable will never be used by the specification *LogicalLayer* because of the assumptions and the properties of the specification *Wire*.

4 Related work

4.1 CAN

There have been very few formal approaches targeting analysis of CAN protocol. A formal method for analysis of automotive systems (also CAN-based) was discussed in [5]. A frame packing algorithms for automotive applications was introduced in [12].

Van Osch and Smolka proposed a finite-state method for analysis of the CAN bus protocol. Saha and Roy presented a formal specification of the time triggered version of CAN Protocol, see [11].

4.2 FocusST

FOCUSST approaches presented in [16, 17, 27] aims to apply the engineering psychology achievements to the design of formal methods, focusing on the specification phase of a system development process. Its core ideas originated from the analysis of the FOCUS framework and also led to an extended version of the framework, FOCUSST.

Another approach based on FOCUSST, allows analysis of component dependencies [19]. This was later extended to framework for formal analysis of dependencies among services [25].

Model-based analysis of temporal properties using FOCUSST was presented in [22]. The authors also demonstrate how to implement on FOCUSST basis time-triggered and event-based view on systems with temporal properties.

Spatio-temporal models for formal analysis and property-based testing were presented in [1, 2] by Alzahrani et al. The authors aimed to to apply property-based testing on FOCUSST and TLA models with temporal properties.

Zamansky et. al. [28, 28] reviewing some recent large-scale industrial projects in which formal methods (including FOCUSST) have been successfully applied. The authors also covered some aspects of teaching formal methods for software engineering, including FOCUSST, cf. [26, 13].

5 Conclusions

This paper presents a formal specification of the Controller Area Network (CAN) protocol using FOCUSST framework. We formally describe core components of the protocol, which provides a basis for further formal analysis using the Isabelle/HOL theorem prover [9] using the *Focus on Isabelle* methodology [14, 18, 15].

References

- [1] N. Alzahrani, M. Spichkova, and J. O. Blech. Spatio-temporal models for formal analysis and property-based testing. In *Federation of International Conferences on Software Technologies: Applications and Foundations*, pages 196–206. Springer, 2016.
- [2] N. Alzahrani, M. Spichkova, and J. O. Blech. From temporal models to property-based testing. In *11th International Conference on Evaluation of Novel Approaches to Software Engineering (ENASE)*, pages 241–246. SCITEPRESS, 2017.
- [3] Bosch. CAN specification version 2.0. *Rober Bosch GmbH*, 1991.
- [4] M. Broy and K. Stølen. *Specification and Development of Interactive Systems: Focus on Streams, Interfaces, and Refinement*. Springer, 2001.
- [5] A. Hamann, R. Racu, and R. Ernst. Formal methods for automotive platform analysis and optimization. In *In Proc. Future Trends in Automotive Electronics and Tool Integration Workshop*, 2006.
- [6] C. Kühnel and M. Spichkova. FlexRay und FTCom: Formale Spezifikation in FOCUS. *TUM, Tech. Rep. I*, 601:2006, 2006.
- [7] C. Kühnel and M. Spichkova. Upcoming automotive standards for fault-tolerant communication: FlexRay and OSEKtime FTCom. In *EFTS 2006 International Workshop on Engineering of Fault Tolerant Systems. Université du Luxembourg, CSC: Computer Science and Communication*, 2006.
- [8] C. Kühnel and M. Spichkova. Fault-tolerant communication for distributed embedded systems. In *Software Engineering of Fault Tolerance Systems (Series on Software Engineering and Knowledge Engineering)*, volume 19, page 175. World Scientific Publishing, 2007.
- [9] T. Nipkow, L. C. Paulson, and M. Wenzel. *Isabelle/HOL – A Proof Assistant for Higher-Order Logic*, volume 2283 of *LNCS*. Springer, 2002.
- [10] OIN. *ISO 11898: Road Vehicles: Interchange of Digital Information: Controller Area Network (CAN) for High-speed Communication*. ISO, 1993.
- [11] I. Saha and S. Roy. A finite state analysis of time-triggered can (ttcan) protocol using spin. In *Computing: Theory and Applications*, pages 77–81. IEEE, 2007.
- [12] R. Saket and N. Navet. Frame packing algorithms for automotive applications. *Journal of Embedded Computing*, 2(1):93–102, 2006.
- [13] M. Simic, M. Spichkova, H. Schmidt, and I. Peake. Enhancing learning experience by collaborative industrial projects. In *ICEER*, pages 1–8, 2016.

- [14] M. Spichkova. *Specification and Seamless Verification of Embedded Real-Time Systems: FOCUS on Isabelle*. PhD thesis, TU München, 2007.
- [15] M. Spichkova. Focus on isabelle: From specification to verification. *Concordia University, Tech. Rep*, 2008.
- [16] M. Spichkova. Human Factors of Formal Methods. In *IADIS Interfaces and Human Computer Interaction*. IHCI, 2012.
- [17] M. Spichkova. Design of formal languages and interfaces: Formal does not mean unreadable. In *Emerging Research and Trends in Interactivity and the Human-Computer Interface*. IGI Global, 2013.
- [18] M. Spichkova. Stream processing components: Isabelle/hol formalisation and case studies. *Archive of Formal Proofs*, 2013.
- [19] M. Spichkova. Formalisation and analysis of component dependencies. *Archive of Formal Proofs*, 2014.
- [20] M. Spichkova. Spatio-temporal features of FocusST. *Tech. Rep.*, 2016.
- [21] M. Spichkova. Formal specification of the FlexRay protocol using FocusST. *Tech. Rep.*, 2017.
- [22] M. Spichkova. Model-based analysis of temporal properties. In *ENASE*, pages 208–223. Springer, 2018.
- [23] M. Spichkova and R. Bhat. Focusst solution for analysis of cryptographic properties. In *13th International Conference on Evaluation of Novel Approaches to Software Engineering*, 2018.
- [24] M. Spichkova, J. Blech, P. Herrmann, and H. Schmidt. Modeling spatial aspects of safety-critical systems with FocusST. In *MoDeVVA2014*, pages 49–58. CEUR, 2014.
- [25] M. Spichkova and H. Schmidt. Towards logical architecture and formal analysis of dependencies between services. In *The 2014 Asia-Pacific Services Computing Conference*, 2014.
- [26] M. Spichkova and A. Zamansky. Teaching formal methods for software engineering. In *ENASE 2016*, pages 370–376. Science and Technology Publications, 2016.
- [27] M. Spichkova, X. Zhu, and D. Mou. Do we really need to write documentation for a system? In *International Conference on Model-Driven Engineering and Software Development (MODELSWARD’13)*, 2013.
- [28] A. Zamansky, G. Rodriguez-Navas, M. Adams, and M. Spichkova. Formal methods in collaborative projects. In *11th International Conference on Evaluation of Novel Approaches to Software Engineering. IEEE*, 2016.