

Gaussian Process based Passivation of a Class of Nonlinear Systems with Unknown Dynamics

Thomas Beckers and Sandra Hirche

Abstract—The paper addresses the problem of passivation of a class of nonlinear systems where the dynamics are unknown. For this purpose, we use the highly flexible, data-driven Gaussian process regression for the identification of the unknown dynamics for feed-forward compensation. The closed loop system of the nonlinear system, the Gaussian process model and a feedback control law is guaranteed to be semi-passive with a specific probability. The predicted variance of the Gaussian process regression is used to bound the model error which additionally allows to specify the state space region where the closed-loop system behaves passive. Finally, the theoretical results are illustrated by a simulation.

I. INTRODUCTION

Passivity-based techniques allow the analysis and synthesis of large and complex systems because of the particular composition properties, e.g. the parallel and feedback interconnection of passive sub-systems gives a passive overall system. The passivity property is also helpful for the interconnection with other systems which are mostly unknown but assumed to be passive such as in telepresence systems [1], robot manipulation [2] or physical human-robot interaction (pHRI) [3]. Hence, passive systems possess very useful and beneficial properties which make them so interesting in control theory and also in real-world applications. However, many modern engineering systems are not inherently passive or even stable, e.g. high-performance aircraft. Thus, to take advantage of the passivity properties, these systems need to be rendered passive by control, e.g. with suitable state feedback or using passivity-based control (PBC) [4].

The arising problem is that these techniques require a suitable storage function or, at least, knowledge about the system dynamics and structure [5], [6]. However, the underlying dynamics are often hard to obtain using first-order principles because of the complexity of the system or the unacceptable time exposure of the modeling process. Especially in modern control applications such as autonomous robotics or human-centered control, the modeling process is very challenging or even unfeasible.

A promising approach to avoid these issues is provided by data-driven Gaussian process regression (GPR) [7]. GPR is a supervised learning technique which combines several advantages. It requires only a minimum of prior knowledge for the regression of arbitrary complex functions since the complexity of the model scales with the amount of training

data [8]. Additionally, it generalizes well even for small training data sets and it has a precise trade-off between fitting the data and smoothing. In comparison to neural networks, GPR provides not only a mean function but also a predicted variance, and therefore a measure of the model fidelity based on the distance to the training data. This is a significant benefit since this information can be used for stability considerations [9].

On the context of classical parametric dynamic system models, approaches for the passivation of linear and nonlinear systems are proposed in [10], [11]. However, both approaches assume that the underlying system dynamics and structure is known. The identification of dynamical systems with Gaussian processes is performed in [12] but without considering stability or passivity. The stability of Gaussian process based systems is numerically evaluated in [13]. Recently, also analytical results about the stability are provided [9], [14]. However, all these approaches do not investigate the passivity of the closed loop system.

The contribution of the paper is the passivation of a class of nonlinear systems where the dynamics of the system is unknown. For this purpose, a Gaussian process regression is used to learn the unknown dynamics. The mean of the GPR is exploited for the feed-forward compensation of the dynamics. We show that the closed loop of the unknown dynamics, the GPR and a feedback control law is semi-passive with a specific probability. Additionally, we explicitly determine the state space region in which the systems behaves passive. The remainder of the paper starts with Section II where the class of systems and GPR are introduced. Section III describe the computation of the model error and the proof of semi-passivity. The method is validated in Section III-B.

II. PRELIMINARIES

A. Considered class of systems

In this paper, we consider the class of nonlinear systems which are described by¹

$$\begin{aligned} \dot{\mathbf{x}} &= \begin{bmatrix} \dot{x}_1 \\ \dot{x}_2 \end{bmatrix} = \begin{bmatrix} \mathbf{x}_2 \\ \mathbf{f}(\mathbf{x}, \mathbf{u}) \end{bmatrix} \\ \mathbf{y}_{ex} &= c\mathbf{x}_1 + \mathbf{x}_2, \quad c \in \mathbb{R}_{>0} \end{aligned} \quad (1)$$

with the measurable state $\mathbf{x} \in \mathcal{X}^2 \subseteq \mathbb{R}^{2n}$ where $\mathbf{x}_1, \mathbf{x}_2 \in \mathcal{X}$ and the input $\mathbf{u} \in \mathbb{R}^n$ with $n \in \mathbb{N}$. The continuous vector field $\mathbf{f}: \mathcal{X}^2 \times \mathbb{R}^n \rightarrow \mathbb{R}^n$ is assumed to be unknown.

Remark 1. *This class of systems contains for example many electrical and mechanical systems which fulfill the Euler-*

T. Beckers and S. Hirche are with the Chair of Information-oriented Control (ITR), Department of Electrical and Computer Engineering, Technical University of Munich, D-80333 Munich {t.beckers, hirche}@tum.de

Lagrange equation, e.g. robot manipulators. The systems do not need to be control affine. The output $\mathbf{y}_{ex} \in \mathbb{R}^n$ is often used in interconnection scenarios of mechanical systems where it represents a velocity plus scaled position feedback.

The problem is to find an input \mathbf{u} such that the system (1) becomes passive.

B. Semi-passivity

The concept of passivity is well known whereas the theory of semi-passive system is less frequently used so that we recall the definition.

Definition 1. Following [15], the system (1) is called

1. *semi-passive in D_x if there exists a nonnegative function $V: D_x \rightarrow \mathbb{R}_{\geq 0}$ where $V(0) = 0$ such that*

$$\begin{aligned} \dot{V}(\mathbf{x}) &= \frac{\partial V}{\partial \mathbf{x}_1} \mathbf{x}_2 + \frac{\partial V}{\partial \mathbf{x}_2} \mathbf{f}(\mathbf{x}, \mathbf{u}_{ex}) \\ &\leq \mathbf{y}_{ex}^\top \mathbf{u}_{ex} - h(\mathbf{x}). \end{aligned}$$

The passive output $\mathbf{y}_{ex} \in \mathbb{R}^n$ is state-dependent and the function $h: D_x \rightarrow \mathbb{R}$ is nonnegative outside the ball $B_r \subset D_x$ with radius r , i.e.

$$\exists r > 0, \|\mathbf{x}\| \geq r \Rightarrow h(\mathbf{x}) \geq 0.$$

2. *strictly semi-passive in D_x if the system is semi-passive and the function $h(\mathbf{x})$ is positive outside some ball B_r .*

Hence, the behavior of semi-passive systems is comparable to passive systems outside the ball B_r , see Fig. 1. Additionally, a feedback interconnection with another passive system has an ultimately bounded solution [15] so that every trajectory of the closed-loop systems enters a compact set in finite time and remains there.

C. Gaussian Process Regression

Assume a vector-valued, nonlinear function $\mathbf{y} = \mathbf{f}_{GP}(\mathbf{x})$ with $\mathbf{f}_{GP}: \mathbb{R}^n \rightarrow \mathbb{R}^n$ and $\mathbf{y} \in \mathbb{R}^n$. The measurement values $\tilde{\mathbf{y}} \in \mathbb{R}^n$ of the function are corrupted by Gaussian noise $\boldsymbol{\eta} \in \mathbb{R}^n$, i.e.

$$\begin{aligned} \tilde{\mathbf{y}} &= \mathbf{f}_{GP}(\mathbf{x}) + \boldsymbol{\eta} \\ \boldsymbol{\eta} &\sim \mathcal{N}(\mathbf{0}, \text{diag}(\sigma_1^2, \dots, \sigma_n^2)) \end{aligned}$$

with the standard deviation $\sigma_1, \dots, \sigma_n \in \mathbb{R}_{\geq 0}$. For the regression, the function is evaluated at m input values $\{\mathbf{x}^{(j)}\}_{j=1}^m$. Together with the resulting measurements $\{\tilde{\mathbf{y}}^{(j)}\}_{j=1}^m$, the whole training data set is described by $\mathcal{D} = \{X, Y\}$ with the input training matrix $X = [\mathbf{x}^{(1)}, \mathbf{x}^{(2)}, \dots, \mathbf{x}^{(m)}] \in \mathbb{R}^{n \times m}$ and the output training matrix $Y = [\tilde{\mathbf{y}}^{\{1\}}, \tilde{\mathbf{y}}^{\{2\}}, \dots, \tilde{\mathbf{y}}^{\{m\}}]^\top \in \mathbb{R}^{m \times n}$. Now, the objective is to predict the output of the function \mathbf{y}^* at a test input $\mathbf{x}^* \in \mathbb{R}^n$.

The underlying assumption of Gaussian process regression is

¹**Notation:** Matrices are described with capital letters while vectors are denoted with bold characters. The term $M_{:,i}$ denotes the i -th column of the matrix M . The expression $\mathcal{N}(\boldsymbol{\mu}, \Sigma)$ is the normal distribution with mean $\boldsymbol{\mu}$ and covariance Σ . The Euclidean norm is given by $\|\cdot\|$ and the largest eigenvalue of a matrix by λ and the smallest by $\underline{\lambda}$.

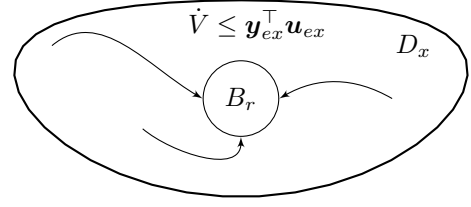


Fig. 1. Concept of semi-passivity. The system behaves passive in $D_x \setminus B_r$.

that the data can be represented as a sample of a multivariate Gaussian distribution. The joint distribution of the i -th component of \mathbf{y}^* is

$$[Y_{:,i}^*] \sim \mathcal{N}\left(\mathbf{m}(\mathbf{x}), \begin{bmatrix} K_{\varphi_i}(X, X) & \mathbf{k}_{\varphi_i}(\mathbf{x}^*, X) \\ \mathbf{k}_{\varphi_i}(\mathbf{x}^*, X)^\top & k_{\varphi_i}(\mathbf{x}^*, \mathbf{x}^*) \end{bmatrix}\right) \quad (2)$$

with the covariance function $k_{\varphi_i}(\mathbf{x}, \mathbf{x}'): \mathbb{R}^n \times \mathbb{R}^n \rightarrow \mathbb{R}$ as a measure of the correlation of two points $(\mathbf{x}, \mathbf{x}')$. The function $K_{\varphi_i}(X, X): \mathbb{R}^{n \times m} \times \mathbb{R}^{n \times m} \rightarrow \mathbb{R}^{m \times m}$ is called the covariance or Gram matrix

$$K_{j,l} = k_{\varphi_i}(X_{:,l}, X_{:,j})$$

with $j, l \in \{1, \dots, m\}$ where each element of the matrix represents the covariance between two elements of the training data X . The vector-valued covariance function $\mathbf{k}_{\varphi_i}(\mathbf{x}, X): \mathbb{R}^n \times \mathbb{R}^{n \times m} \rightarrow \mathbb{R}^m$ calculates the covariance between the test input \mathbf{x}^* and the training data X

$$\mathbf{k}_{\varphi_i}(\mathbf{x}^*, X) \text{ with } k_{\varphi_i,j} = k_{\varphi_i}(\mathbf{x}^*, X_{:,j})$$

for all $j \in \{1, \dots, m\}$ and $i \in \{1, \dots, n\}$. These functions depend on a set of hyperparameters φ_i whose number of parameters depends on the function used. The choice of the covariance function and the corresponding hyperparameters can be seen as degrees of freedom of the regression. A comparison for the characteristics of the different covariance functions can be found in [16]

The prediction of each component of \mathbf{y}^* is derived from the joint distribution (2) and therefore it is a Gaussian distributed variable. The conditional probability distribution is defined by the mean

$$\boldsymbol{\mu}(y_i^* | \mathbf{x}^*, \mathcal{D}) = \mathbf{k}_{\varphi_i}(\mathbf{x}^*, X)^\top (K_{\varphi_i} + I\sigma_i^2)^{-1} Y_{:,i},$$

where I is the identity matrix, and the variance

$$\begin{aligned} \text{var}(y_i^* | \mathbf{x}^*, \mathcal{D}) &= k_{\varphi_i}(\mathbf{x}^*, \mathbf{x}^*) - \mathbf{k}_{\varphi_i}(\mathbf{x}^*, X)^\top \\ &\quad (K_{\varphi_i} + I\sigma_i^2)^{-1} \mathbf{k}_{\varphi_i}(\mathbf{x}^*, X). \end{aligned}$$

For the multi-variable Gaussian distribution, the n normally distributed components of $\mathbf{y}^* | \mathbf{x}^*, \mathcal{D}$ are concatenated such that

$$\begin{aligned} \mathbf{y}^* | \mathbf{x}^*, \mathcal{D} &\sim \mathcal{N}(\boldsymbol{\mu}(\cdot), \Sigma(\cdot)) \\ \boldsymbol{\mu}(\mathbf{y}^* | \mathbf{x}^*, \mathcal{D}) &= [\boldsymbol{\mu}(y_1^* | \mathbf{x}^*, \mathcal{D}), \dots, \boldsymbol{\mu}(y_n^* | \mathbf{x}^*, \mathcal{D})]^\top \\ \Sigma(\mathbf{y}^* | \mathbf{x}^*, \mathcal{D}) &= \text{diag}(\text{var}(y_1^* | \mathbf{x}^*, \mathcal{D}), \dots, \text{var}(y_n^* | \mathbf{x}^*, \mathcal{D})), \end{aligned} \quad (3)$$

where the hyperparameters φ_i are optimized by means of the marginal likelihood function [8]. For this purpose, a gradient

based algorithm is often used to find a (local) maximum of the marginal log-likelihood function

$$\varphi_i^* = \arg \max_{\varphi_i} \log P(Y_{:,i}|X, \varphi_i), \forall i = 1, \dots, n$$

to achieve suitable hyperparameters.

III. MAIN RESULT

For the passivation of the system (1), a closed loop with a GPR and a feedback control law is proposed. The GPR is used as feed-forward compensation of the unknown dynamics so that the drift function of the closed-loop is bounded. Based on this, a feedback control law is exploited to render the system strictly semi-passive. For this purpose, the input \mathbf{u} of the system (1)

$$\mathbf{u} = \mathbf{u}_c + \mathbf{u}_{gp} - \mathbf{u}_{ex}, \quad (4)$$

is decomposed into a feed-forward component $\mathbf{u}_{gp} \in \mathbb{R}^n$, a feedback control law $\mathbf{u}_c \in \mathbb{R}^n$, and an additional external input $\mathbf{u}_{ex} \in U \subset \mathbb{R}^n$, as shown in Fig. 2. The control law is given by

$$\mathbf{u}_c = K_d \dot{\mathbf{x}}_2 + K_p \mathbf{x}_1 \quad (5)$$

with positive definite, symmetric matrices $K_p, K_d \in \mathbb{R}^{n \times n}$.

Remark 2. For (1) with output $\mathbf{y} = \mathbf{x}_1$, the control law (5) is equivalent to a PD control law.

For the rest of the paper, we assume the following properties for the passivation.

Assumption 1. Consider the closed sets $D_x \subseteq \mathcal{X}^2$ together with $D_{\dot{x}} \subset \mathbb{R}^n$ in the neighborhood of $\mathbf{0}$ such that

$$\{z \in \mathbb{R}^n \mid \|z\| < \bar{k}_p \|\mathbf{x}_1\| + \bar{k}_d \|\mathbf{x}_2\| + \|\mathbf{u}_{ex}\|\} \subseteq D_{\dot{x}},$$

holds for all $\mathbf{x} \in D_x, \mathbf{u}_{ex} \in U$ and the positive constants $\bar{k}_d > c$ and $\bar{k}_p > \max\{c\bar{k}_d^2/(4\bar{k}_d - 4c), c^2\}$.

This assumption guarantees that $\dot{\mathbf{x}}_2$ of the closed loop system is always element of $D_{\dot{x}}$ which is required for the computation of the model error. The size of the set $D_{\dot{x}}$ can be computed by D_x, U and c .

Assumption 2. For all $\mathbf{x} \in D_x, \dot{\mathbf{x}}_2 \in D_{\dot{x}}$ the mapping between $\mathbf{x}, \dot{\mathbf{x}}_2$ and the input \mathbf{u} must be unique, so that there exists a function $\mathbf{f}^{-1}: D_x \times D_{\dot{x}} \rightarrow \mathbb{R}^n$ with

$$(\mathbf{x}, \dot{\mathbf{x}}_2) \mapsto \mathbf{f}^{-1}(\mathbf{x}, \dot{\mathbf{x}}_2) = \mathbf{u}$$

Thus, (1) is restricted to systems which are explicitly solvable to the input $\mathbf{u} = \mathbf{f}^{-1}(\mathbf{x}, \dot{\mathbf{x}}_2)$ on $D_x \times D_{\dot{x}}$. This assumption holds for a large class of dynamical systems such as control affine systems with fully-ranked input matrix, e.g. many Lagrangian systems. With Assumptions 1 and 2, the system (1) with input (4) can be rewritten as

$$\begin{aligned} \dot{\mathbf{x}}_1 &= \mathbf{x}_2 \\ \dot{\mathbf{x}}_2 &= \tilde{\mathbf{f}}(\mathbf{x}, \dot{\mathbf{x}}_2) - K_d \dot{\mathbf{x}}_2 - K_p \mathbf{x}_1 - \mathbf{u}_{gp} + \mathbf{u}_{ex} \end{aligned} \quad (6)$$

for all $\mathbf{x} \in D_x$. The function $\tilde{\mathbf{f}}: D_x \times D_{\dot{x}} \rightarrow \mathbb{R}^n$ is defined as $\tilde{\mathbf{f}}(\mathbf{x}, \dot{\mathbf{x}}_2) = \mathbf{f}^{-1}(\mathbf{x}, \dot{\mathbf{x}}_2) + \dot{\mathbf{x}}_2$. The output of the GPR \mathbf{u}_{gp}

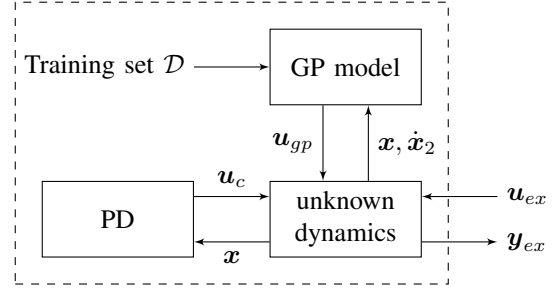


Fig. 2. Semi-passively rendered w.r.t. \mathbf{u}_{ex} and \mathbf{y}_{ex} .

is produced with the predicted mean of the unknown function values $\mathbf{y} = \tilde{\mathbf{f}}(\mathbf{x}, \dot{\mathbf{x}}_2), \mathbf{y} \in \mathbb{R}^n$, i.e.

$$\mathbf{u}_{gp} = \boldsymbol{\mu}(\mathbf{y}|\mathbf{x}, \dot{\mathbf{x}}_2, \mathcal{D})$$

computed with (3) and based on a the current state \mathbf{x} and $\dot{\mathbf{x}}_2$ of the system. For this purpose, the training data \mathcal{D} set of the Gaussian process model is based on m training data pairs

$$\mathcal{D} = \left\{ \left[\begin{array}{c} \dot{\mathbf{x}}_2 \\ \mathbf{x} \end{array} \right]^{i}, \tilde{\mathbf{y}}^{i} \right\}_{i=1}^m \quad (7)$$

where the training data $\tilde{\mathbf{y}} = \mathbf{u} - \dot{\mathbf{x}}_2 + \boldsymbol{\epsilon}$ of the system (1) is corrupted by Gaussian noise $\boldsymbol{\epsilon} \sim \mathcal{N}(\mathbf{0}, \text{diag}(\sigma_1^2, \dots, \sigma_n^2))$. The data can be generated by using any controller that behaves well-enough to produce a finite set of training points.

A. Model error

After the learning procedure, it is possible to compute an upper bound for the error between the mean prediction $\mathbf{u}_{gp} = \boldsymbol{\mu}(\mathbf{y}|\mathbf{x}, \dot{\mathbf{x}}_2, \mathcal{D})$ of the Gaussian process model and the function $\tilde{\mathbf{f}}$ of (6). For this purpose, the covariance function must be selected in such a way that the function $\tilde{\mathbf{f}}$ is an element of the associated RKHS.

Assumption 3. The function $\tilde{\mathbf{f}}(\mathbf{x}, \dot{\mathbf{x}}_2)$ has a bounded reproducing kernel Hilbert space (RKHS) norm in respect to the covariance function $k(\cdot, \cdot)$, so that $\|\tilde{\mathbf{f}}\|_k < \infty$ on $D_x \times D_{\dot{x}}$.

This seems to be paradoxical since the function is assumed to be unknown. However, there exist some covariance functions, so called universal kernel functions, which can approximate any continuous function arbitrary precisely on a compact set [17, Lemma 4.55], e.g. the squared exponential covariance function. Therefore, many dynamics can be covered by the universal covariance function so that this assumption is not at all restrictive. A more detailed discussion about RKHS norms and covariance functions is given by [18]

A variance dependent bound for the scalar case is presented in [19] and is here extended to an absolute bound for multidimensional predictions in the following lemma.

Lemma 1. Consider the system (1) satisfying Assumptions 1 to 3 and a Gaussian process model based on (7). The model

error is bounded with a $\Delta \in \mathbb{R}_{\geq 0}^n, \bar{\Delta} \in \mathbb{R}_{\geq 0}$ by²

$$P \left\{ \left\| \boldsymbol{\mu}(\mathbf{y}) - \tilde{\mathbf{f}}(\mathbf{x}, \dot{\mathbf{x}}_2) \right\| \leq \left\| \Delta^\top \Sigma^{\frac{1}{2}}(\mathbf{y}) \right\| \right\} \geq \delta$$

$$\left\| \Delta^\top \Sigma^{\frac{1}{2}}(\mathbf{y}) \right\| \leq \bar{\Delta}$$

for all $\mathbf{x} \in D_x, \dot{\mathbf{x}}_2 \in D_{\dot{x}}$ with $\delta \in (0, 1)$.

Proof. Following [19, Theorem 6], the elements of Δ are defined by

$$\Delta_j = \sqrt{2 \left\| \tilde{f}_j \right\|_k^2 + 300 \gamma_j \ln^3 \left(\frac{m+1}{\delta} \right)}$$

where $\gamma_j \in \mathbb{R}$ is the maximum information gain, i.e.

$$\gamma_j = \max_X \frac{1}{2} \log |I + \sigma_i^{-2} K_{\varphi_j}(X, X)|$$

$$X = \left[\begin{array}{c} \dot{\mathbf{x}}_2 \\ \mathbf{x} \end{array} \right]^{\{1\}}, \dots, \left[\begin{array}{c} \dot{\mathbf{x}}_2 \\ \mathbf{x} \end{array} \right]^{\{m+1\}} \Bigg], \text{ where}$$

$$\left[\begin{array}{c} \dot{\mathbf{x}}_2 \\ \mathbf{x} \end{array} \right]^{\{i\}} \in D_x \times D_{\dot{x}}$$

for $i = 1, \dots, m+1$. With Assumptions 1 and 3 and the fact that ϵ is uncorrelated, the model error of a multidimensional prediction for all $(\mathbf{x}, \dot{\mathbf{x}}_2) \in D_x \times D_{\dot{x}}$ is given by

$$P \left\{ \bigcap_{j=1, \dots, n} \left| \mu(y_j) - \tilde{f}_j(\mathbf{x}, \dot{\mathbf{x}}_2) \right| \leq |\Delta_j \text{var}^{\frac{1}{2}}(y_j)| \right\} \geq (1 - \delta_{sc})^n$$

$$\Rightarrow P \left\{ \left\| \boldsymbol{\mu}(\mathbf{y}) - \mathbf{f}(\mathbf{x}, \dot{\mathbf{x}}_2) \right\| \leq \left\| \Delta^\top \Sigma^{\frac{1}{2}}(\mathbf{y}) \right\| \right\} \geq (1 - \delta_{sc})^n \quad (8)$$

with $\delta_{sc} \in (0, 1)$. Since Δ is finite and the variance is also bounded on a closed set [20], it exists a constant $\bar{\Delta} \in \mathbb{R}_{> 0}$ which bounds $\left\| \Delta^\top \Sigma^{1/2}(\mathbf{y}) \right\| \leq \bar{\Delta}$ in (8). Thus, the model error is bounded with a probability of at least $\delta := (1 - \delta_{sc})^n$ by $\bar{\Delta}$. \square

Remark 3. *The information capacity γ has a sub-linear dependency on the number of training points for many commonly used covariance functions, e.g. the squared exponential covariance function, and can be bounded by a constant [19]. Therefore, even though $\|\Delta\|$ is increasing with the number of training data, it is possible to learn the true function $\tilde{\mathbf{f}}(\mathbf{x}, \dot{\mathbf{x}}_2)$ arbitrarily exactly [14].*

The result of Lemma 1 is an upper bound for the model error. The stochastic nature of the bound is due to the fact that just a finite number of noisy training points are available and thus, the true function cannot be known exactly. If exact knowledge of the model was available, the variance of the GPR would be zero and thus, the upper bound for the model error would also be zero. With an increasing number of training points or decreasing noise σ of the training data, the bound becomes tighter [21]. Since the model is used for a feed-forward compensation of the unknown dynamics of

²For notational reasons, we suppress the conditional part of the predicted mean and variance

the systems, the model error directly effects the size of the set where the system behaves passive as shown in the next section.

B. Passivation

Before we present the main theorem about the passivity of the closed loop system, the following definition and lemmas are introduced.

Definition 2. *Let Λ be a matrix-valued function which maps from $\mathbb{R}^{n \times n} \times \mathbb{R}^{n \times n} \times \mathbb{R}_{> 0} \rightarrow \mathbb{R}^{2n \times 2n}$ with*

$$\Lambda(K_d, K_p, c) := \begin{bmatrix} K_d - cI & \frac{c}{2} K_d \\ \frac{c}{2} K_d & cK_p \end{bmatrix}.$$

Lemma 2. *For any $c, \lambda_d \in \mathbb{R}_{> 0}$, there exist positive definite and symmetric matrices $K_d, K_p \in \mathbb{R}^{n \times n}$, so that*

$$\underline{\lambda}(\Lambda(K_d, K_p, c)) \geq \lambda_d.$$

Proof. Assuming the positive definite, symmetric matrices $\tilde{K}_d, \tilde{K}_p \in \mathbb{R}^{n \times n}$. The matrix $\tilde{\Lambda}_M \in \mathbb{R}^{2n \times 2n}$ with

$$\tilde{\Lambda}_M = \begin{bmatrix} \tilde{K}_d & \frac{c}{2} \tilde{K}_d \\ \frac{c}{2} \tilde{K}_d & c\tilde{K}_p \end{bmatrix}$$

is positive definite, if $c\tilde{K}_p \succ 0$ and

$$\underbrace{\tilde{K}_d - c \frac{\tilde{K}_d \tilde{K}_p^{-1} \tilde{K}_d}{4}}_{\tilde{\Lambda}_S \in \mathbb{R}^{n \times n}} \succ 0$$

using the property of the Schur complement. The eigenvalues of $\tilde{\Lambda}_S$ are lower bounded by

$$\lambda_i(\tilde{\Lambda}_S) \geq \underline{\lambda}(\tilde{K}_d) - c \frac{\bar{\lambda}^2(\tilde{K}_d)}{4 \underline{\lambda}(\tilde{K}_p)}$$

and thus, it is always possible to select a \tilde{K}_p , such that the matrix $\tilde{\Lambda}_S \succ 0$ and, consequently, $\tilde{\Lambda}_M \succ 0$. Now, assume a scaling factor $\gamma \in \mathbb{R}_{\geq 0}$. The eigenvalues of the overall sum $\tilde{\Lambda} \in \mathbb{R}^{n \times n}$ of the two symmetric matrices

$$\tilde{\Lambda} = \gamma \left[\begin{array}{cc} \tilde{K}_d & \frac{c}{2} \tilde{K}_d \\ \frac{c}{2} \tilde{K}_d & c\tilde{K}_p \end{array} \right] + \begin{bmatrix} -cI & 0 \\ 0 & 0 \end{bmatrix}$$

are lower bounded by

$$\underline{\lambda}(\tilde{\Lambda}) \geq -c + \gamma \underline{\lambda}(\tilde{\Lambda}_M).$$

Since $\tilde{\Lambda}_M \succ 0$, for any c, λ_d there exist a γ such that the eigenvalue $\underline{\lambda}(\tilde{\Lambda}) \geq \lambda_d$. Finally, defining $K_d = \gamma \tilde{K}_d$ and $K_p = \gamma \tilde{K}_p$ concludes the proof. \square

Lemma 3. *For all $c \in \mathbb{R}_{> 0}$, there exist positive definite and symmetric matrices $K_d, K_p \in \mathbb{R}^{n \times n}$ with*

$$\bar{\lambda}(K_d) \leq \bar{k}_d \in \mathbb{R}_{> 0}, \bar{k}_d > c$$

$$\bar{\lambda}(K_p) \leq \bar{k}_p \in \mathbb{R}_{> 0}, \bar{k}_p > \frac{c}{4} \frac{\bar{k}_d^2}{\bar{k}_d - c},$$

such that $\Lambda(K_d, K_p, c) \succ 0$.

Proof. The matrix $\Lambda(K_d, K_p, c)$ is positive definite, iff $cK_p \succ 0$ that is fulfilled by definition, and

$$\underbrace{\tilde{K}_d - cI - c \frac{K_d K_p^{-1} K_d}{4}}_{\Lambda_S \in \mathbb{R}^{n \times n}} \succ 0.$$

Analogous to the proof of Lemma 2, the eigenvalues of Λ_S are lower bounded by

$$\lambda_i(\Lambda_S) \geq \underline{\lambda}(K_d - cI) - c \frac{\bar{\lambda}^2(K_d)}{4\bar{\lambda}(K_p)},$$

so that it is possible to achieve $\underline{\lambda}(\Lambda_S) > 0$ with matrices K_d, K_p which satisfy $\bar{\lambda}(K_d) \leq \bar{k}_d$ and $\bar{\lambda}(K_p) \leq \bar{k}_p$. \square

Theorem 1. *Given Assumptions 1 to 3 and the closed loop system (4). Then, there exist positive definite, symmetric matrices K_p, K_d and a maximal model error $\bar{\Delta}$, so that (1) is rendered strictly semi-passive with*

$$B_r = \sqrt{\frac{(1+c)\bar{\Delta}}{\underline{\lambda}(\Lambda(K_d, K_p, c))}}$$

on the set D_x with a given probability $\delta \in (0, 1)$.

Proof. We assume the storage function

$$V(\mathbf{x}) = \frac{1}{2} \mathbf{x}_1^\top K_p \mathbf{x}_1 + \frac{1}{2} \mathbf{x}_2^\top \mathbf{x}_2 + c \mathbf{x}_2^\top \mathbf{x}_1,$$

that is positive for $\underline{\lambda}(K_p) > c^2$ for all $\mathbf{x}_2, \mathbf{x}_1 \in \mathbb{R}^n$ and zero for $\mathbf{x}_2 = \mathbf{x}_1 = \mathbf{0}$. With (6) the derivative of V is given by

$$\begin{aligned} \dot{V}(\mathbf{x}) = & - \begin{bmatrix} \mathbf{x}_2^\top & \mathbf{x}_1^\top \end{bmatrix} \Lambda(K_d, K_p, c) \begin{bmatrix} \mathbf{x}_2 \\ \mathbf{x}_1 \end{bmatrix} \\ & + (\mathbf{x}_2 + c\mathbf{x}_1)^\top (\tilde{\mathbf{f}}(\mathbf{x}, \dot{\mathbf{x}}_2) - \boldsymbol{\mu}(\mathbf{y}) + \mathbf{u}_{ex}). \end{aligned} \quad (9)$$

The first term of the equation depends on the feedback gains whereas the second term depends on the model error. Following Lemma 2, for any c there exist two matrices K_d and K_p , so that the matrix Λ is positive definite. The error between the true dynamics and the mean of the GPR in (9) is bounded by a constant $\bar{\Delta} \in \mathbb{R}_{>0}$ with the probability δ using Lemma 1. Thus, the drift of the Lyapunov function is bounded by a function $h: D_x \rightarrow \mathbb{R}$ with

$$\begin{aligned} \dot{V}(\mathbf{x}_2, \mathbf{x}_1) & \leq \mathbf{y}_{ex}^\top \mathbf{u}_{ex} - h(\mathbf{x}_2, \mathbf{x}_1) \\ h(\mathbf{x}_2, \mathbf{x}_1) & = \underline{\lambda}(\Lambda) \left\| \begin{bmatrix} \mathbf{x}_2 \\ \mathbf{x}_1 \end{bmatrix} \right\|^2 - \bar{\Delta} \|\mathbf{x}_2\| - c\bar{\Delta} \|\mathbf{x}_1\|. \end{aligned}$$

The function h is positive for

$$\left\| \begin{bmatrix} \mathbf{x}_2 \\ \mathbf{x}_1 \end{bmatrix} \right\| > \sqrt{\frac{(1+c)\bar{\Delta}}{\underline{\lambda}(\Lambda)}} = r, \quad (10)$$

i.e. outside a ball B_r with the radius $r \in \mathbb{R}_{>0}$. Finally, it must be guaranteed that a) the state \mathbf{x} , once in D_x , remains inside D_x while b) $\dot{\mathbf{x}}_2 \in D_{\dot{x}}$, so that the conditions of Lemma 1 are not violated. The inequality (10) shows that for any positive definite matrix $\Lambda(K_d, K_p, c)$, it is possible to find a $\bar{\Delta}$ so that r is arbitrary small. As consequence, there exists a $\bar{\Delta}$, so that the ball B_r is a subset of D_x and thus, the state \mathbf{x} remains in $\in D_x$.

To guarantee that $\dot{\mathbf{x}}_2 \in D_{\dot{x}}$, we use the closed loop dynamics (6) with the maximum model error $\bar{\Delta}$ to compute an upper bound for $\|\dot{\mathbf{x}}_2\|$ which is given by

$$\begin{aligned} \|\dot{\mathbf{x}}_2\| & \leq \|\bar{\Delta} - K_d \mathbf{x}_2 - K_p \mathbf{x}_1 + \mathbf{u}_{ex}\| \\ & \leq \|\bar{\Delta}\| + \bar{\lambda}(K_d) \|\mathbf{x}_2\| + \bar{\lambda}(K_p) \|\mathbf{x}_1\| + \|\mathbf{u}_{ex}\|. \end{aligned}$$

With Lemma 3 and Assumption 1, there exist a K_p, K_d so that $\Lambda(K_d, K_p, c)$ is positive definite and $\dot{\mathbf{x}}_2 \in D_{\dot{x}}$ for all $\mathbf{x} \in D_x$. Therefore, the system (1) is rendered strictly semi-passive with the probability δ in respect to \mathbf{u}_{ex} and \mathbf{y}_{ex} . \square

Remark 4. *The radius of the Ball B_r can be set arbitrary small by either decreasing the maximum model error $\bar{\Delta}$ or increasing the feedback gains $\underline{\lambda}(\Lambda)$.*

SIMULATION

For the simulation, we use a modified Duffing oscillator

$$\begin{aligned} \dot{x}_1 & = x_2 \\ \dot{x}_2 & = u^{1/3} - \gamma x_2 - \alpha x_1 - \beta x_1^3 + 1 \end{aligned}$$

as sample system where not only the parameters are unknown but also the entire parametric form of the dynamics is assumed to be unknown. This nonlinear, second-order system describes the motion of a damped oscillator with a more complex potential than in simple harmonic motion. The parameters are set to $\alpha = -0.1, \beta = -0.1, \gamma = 0.1$, such that the system's equilibrium point is unstable, see Fig. 3. The control input is chosen to be not input affine to demonstrate the efficiency of the proposed method. Now, the passivation approach of Theorem 1 is applied. We set $c = 0.5$ for the passive output and $\max(|u_{ex}|) = 0.1$ for the passive input. Additionally, we set

$$\begin{aligned} \bar{k}_d & := 0.9 > 0.5 = c \\ \bar{k}_p & := 0.254 > 0.253 = \max\{c\bar{k}_d^2/4(\bar{k}_d - c), c^2\}, \end{aligned}$$

so that $D_{\dot{x}} = [-2.55, 4.55]$ fulfills Assumption 1. Since the drift function of the oscillator is continuous, the squared exponential covariance function for the Gaussian process regression is used to learn \tilde{f} . For this purpose, we generate 720 pairs of inputs $\{\dot{x}_2, x_1, x_2\}$ and outputs $\{u - \dot{x}_2\}$ as training data on $\mathbf{x} \in [-2, 2]^2 = D_x$ and $\dot{\mathbf{x}}_2 \in D_{\dot{x}}$. The hyperparameters of the squared exponential covariance function are optimized by a descent gradient algorithm.

The feedback gains are set to $K_d = 0.9$ and $K_p = 1$. In combination with the maximum model error $\bar{\Delta} = 0.045$ on the set $D_x \times D_{\dot{x}}$, the state's derivative \dot{x}_2 of the passive system is element of $D_{\dot{x}}$, see Fig. 4. In addition, the ball B_r is a subset of D_x which is visualize in Fig. 5 together with the phase plane of the Duffing oscillator that is rendered strictly semi-passive. The result is that inside the set $D_x \setminus B_r$, the closed loop system is behaves passive.

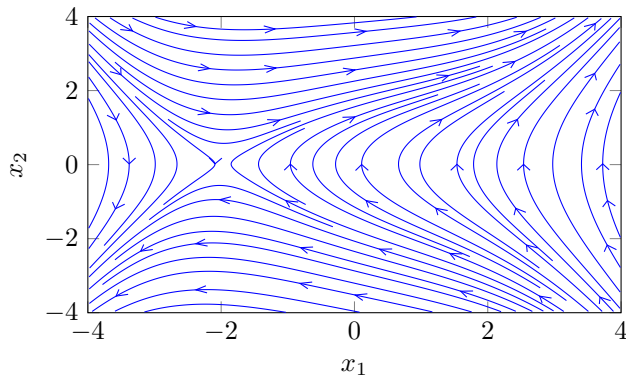


Fig. 3. Phase plane portrait of the uncontrolled Duffing oscillator.

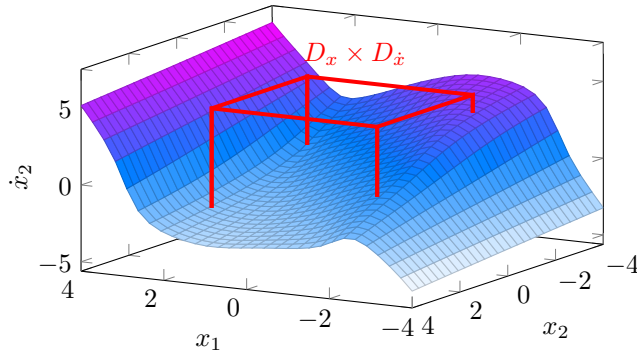


Fig. 4. The figure demonstrates that with the selected K_p , K_d and $\bar{\Delta}$, the state's derivative \dot{x}_2 is element of $D_{\dot{x}}$ on D_x

CONCLUSION

In this paper, we present a data-driven method to render a class of nonlinear systems with unknown dynamics strictly semi-passive. As consequence, the closed-loop system behaves passive outside a ball B_r on a set D_x . For this purpose, we use Gaussian process regression for the feed-forward compensation of the unknown dynamics and a feedback control law to render the closed loop system semi-passive. It is shown, that the radius of the ball B_r can be set arbitrary small depending on the model error and the feedback gains. Finally, a simulation demonstrates the presented theory.

ACKNOWLEDGMENTS

The research leading to these results has received funding from the European Research Council under the European Union Seventh Framework Program (FP7/2007-2013) / ERC Starting Grant ‘‘Control based on Human Models (con-humo)’’ agreement n^o337654.

REFERENCES

- [1] E. Nuño, L. Basañez, and R. Ortega, ‘‘Passivity-based control for bilateral teleoperation: A tutorial,’’ *Automatica*, vol. 47, no. 3, pp. 485–495, 2011.
- [2] S. Erhart and S. Hirche, ‘‘Model and analysis of the interaction dynamics in cooperative manipulation tasks,’’ *IEEE Transactions on Robotics (T-RO)*, Feb 2016.
- [3] A. De Santis, B. Siciliano, A. De Luca, and A. Bicchi, ‘‘An atlas of physical human–robot interaction,’’ *Mechanism and Machine Theory*, vol. 43, no. 3, pp. 253–270, 2008.

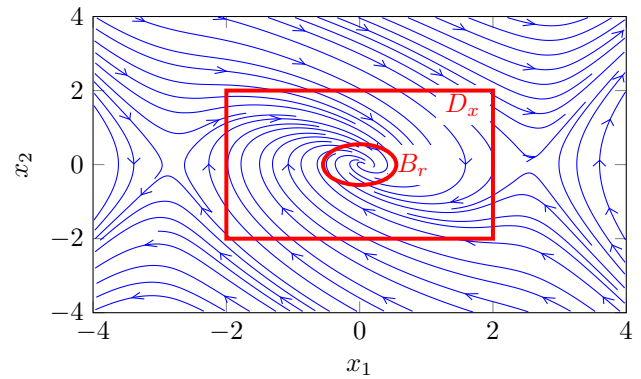


Fig. 5. The closed loop system with the Duffing oscillator is strictly semi-passive in D_x with the ball B_r .

- [4] C.-H. Huang, P. A. Ioannou, J. Maroulas, and M. G. Safonov, ‘‘Design of strictly positive real systems using constant output feedback,’’ *IEEE Transactions on Automatic control*, vol. 44, no. 3, pp. 569–573, 1999.
- [5] R. Ortega, J. A. L. Perez, P. J. Nicklasson, and H. Sira-Ramirez, *Passivity-based control of Euler-Lagrange systems: mechanical, electrical and electromechanical applications*. Springer Science & Business Media, 2013.
- [6] M. Seron, D. Hill, and A. Fradkov, ‘‘Adaptive passification of nonlinear systems,’’ in *Proc. of the Conference on Decision and Control*, vol. 1, pp. 190–195, IEEE, 1994.
- [7] M. P. Deisenroth, D. Fox, and C. E. Rasmussen, ‘‘Gaussian processes for data-efficient learning in robotics and control,’’ *Transactions on Pattern Analysis and Machine Intelligence*, vol. 37, no. 2, pp. 408–423, 2015.
- [8] C. E. Rasmussen, *Gaussian processes for machine learning*. MIT Press, 2006.
- [9] T. Beckers, J. Umlauf, and S. Hirche, ‘‘Stable model-based control with Gaussian process regression for robot manipulators,’’ in *Proc. of the IFAC World Congress*, 2017.
- [10] A. Fradkov, ‘‘Passification of non-square linear systems and feedback yakubovich–kalman–popov lemma,’’ *European Journal of Control*, vol. 6, pp. 573–582, 2003.
- [11] C. I. Byrnes, A. Isidori, and J. C. Willems, ‘‘Passivity, feedback equivalence, and the global stabilization of minimum phase nonlinear systems,’’ *IEEE Transactions on automatic control*, vol. 36, no. 11, pp. 1228–1240, 1991.
- [12] J. Kocijan, A. Girard, B. Banko, and R. Murray-Smith, ‘‘Dynamic systems identification with Gaussian processes,’’ *Mathematical and Computer Modelling of Dynamical Systems*, vol. 11, no. 4, pp. 411–424, 2005.
- [13] J. Vinogradska, B. Bischoff, D. Nguyen-Tuong, A. Romer, H. Schmidt, and J. Peters, ‘‘Stability of controllers for Gaussian process forward models,’’ in *International Conference on Machine Learning*, pp. 545–554, 2016.
- [14] F. Berkenkamp, R. Moriconi, A. P. Schoellig, and A. Krause, ‘‘Safe learning of regions of attraction for uncertain, nonlinear systems with Gaussian processes,’’ in *Proc. of the Conference on Decision and Control*, pp. 4661–4666, 2016.
- [15] A. Y. Pogromsky, ‘‘Passivity based design of synchronizing systems,’’ *International Journal of Bifurcation and Chaos*, vol. 8, no. 2, pp. 295–319, 1998.
- [16] C. M. Bishop *et al.*, *Pattern recognition and machine learning*, vol. 4. Springer New York, 2006.
- [17] I. Steinwart and A. Christmann, *Support vector machines*. Springer Science & Business Media, 2008.
- [18] G. Wahba, *Spline models for observational data*. SIAM, 1990.
- [19] N. Srinivas, A. Krause, S. M. Kakade, and M. W. Seeger, ‘‘Information-theoretic regret bounds for Gaussian process optimization in the bandit setting,’’ *IEEE Transactions on Information Theory*, vol. 58, no. 5, pp. 3250–3265, 2012.
- [20] T. Beckers and S. Hirche, ‘‘Equilibrium distributions and stability analysis of Gaussian process state space models,’’ in *Proc. of the Conference on Decision and Control*, 2016.
- [21] J. Umlauf, T. Beckers, M. Kimmel, and S. Hirche, ‘‘Feedback linearization using Gaussian processes,’’ in *Proc. of the Conference on Decision and Control*, IEEE, 2017.