

Early Dark Energy Can Resolve The Hubble Tension

Vivian Poulin¹, Tristan L. Smith², Tanvi Karwal¹, and Marc Kamionkowski¹

¹*Department of Physics and Astronomy, Johns Hopkins University,
3400 N. Charles St., Baltimore, MD 21218, United States and*

²*Department of Physics and Astronomy, Swarthmore College,
500 College Ave., Swarthmore, PA 19081, United States*

(Dated: June 12, 2019)

Early dark energy (EDE) that behaves like a cosmological constant at early times (redshifts $z \gtrsim 3000$) and then dilutes away like radiation or faster at later times can solve the Hubble tension. In these models, the sound horizon at decoupling is reduced resulting in a larger value of the Hubble parameter H_0 inferred from the cosmic microwave background (CMB). We consider two physical models for this EDE, one involving an oscillating scalar field and another a slowly-rolling field. We perform a detailed calculation of the evolution of perturbations in these models. A Markov Chain Monte Carlo search of the parameter space for the EDE parameters, in conjunction with the standard cosmological parameters, identifies regions in which H_0 inferred from *Planck* CMB data agrees with the SH0ES local measurement. In these cosmologies, current baryon acoustic oscillation and supernova data are described as successfully as in Λ CDM, while the fit to *Planck* data is slightly improved. Future CMB and large-scale-structure surveys will further probe this scenario.

Local measurements of the Hubble parameter, from supernovae [1, 2] and lensing time delays [3, 4], disagree with the value inferred from a Λ CDM fit to the cosmic microwave background (CMB) [5, 6], with local measurements suggesting a higher value. This discrepancy is not easily explained by any obvious systematic effect in either measurement [7–10], and so increasing attention is focusing on the possibility that this “Hubble tension” may be indicating new physics beyond the standard Λ CDM cosmological model [11, 12].

However, theoretical explanations for the Hubble tension are not easy to come by. The biggest challenge remains the very precisely determined angular scale of the acoustic peaks in the CMB power spectrum, which fix the ratio of the sound horizon at decoupling to the distance to the CMB surface of last scatter. Possible late-time resolutions include a phantom-like dark energy (DE) component [13, 14], a vacuum phase transition [15–18], or interacting DE [19, 20]. However, these resolutions are tightly constrained [1, 14, 20, 21] by late-time observables, especially those from baryon acoustic oscillations (BAO) [22–24]. Model-independent parameterizations of the late-time expansion history are similarly constrained [25–27]. An early-time resolution, which reduces the sound horizon with additional radiation energy density [1, 2], is constrained by BAO and by the higher peaks in the CMB power spectrum [20, 25]. It is also possible to address the Hubble tension through a modification of gravity [28–34].

Another early-time resolution [35, 36] is an exotic early dark energy (EDE) that behaves like a cosmological constant before some critical redshift z_c but whose energy density then dilutes faster than radiation. This addresses the Hubble tension by increasing the early expansion rate while leaving the later evolution of the Universe unchanged. Ref. [35] investigated the effects on the CMB under the assumption that the dark energy exhibited no spatial fluctuations. A simple Fisher analysis of CMB

data suggested that the model could push the CMB-inferred H_0 in the right direction, but not enough.

Here, we present two physical models for EDE, one that involves an oscillating scalar field and another with a slowly-rolling scalar field. These models allow us to perform a complete analysis of the growth of perturbations and of CMB fluctuations. We then perform a thorough search of the parameter space for the scalar-field model parameters, along with the classical cosmological parameters. Doing so, we find regions of the combined parameter space where the CMB likelihoods match (and even slightly improve upon) those in the best-fit Λ CDM model with values of H_0 consistent with those from local measurements. Moreover, our cosmological model is in good agreement with constraints from BAO [22–24] and the Pantheon supernovae dataset [37]. The fact that both an oscillating and slowly-rolling scalar field can resolve the Hubble tension indicates further that the success of the resolution does not depend on the detailed mechanism that underlies it. Our resolution requires a $\sim 5\%$ contribution from EDE to the total energy density at redshift $z \simeq 5000$ that then dilutes later. Interestingly, hints for such an increased expansion rate and/or reduced sound horizon had been previously identified [10, 38].

Our first model for EDE is nominally a scalar field φ with a potential $V(\varphi) \propto (1 - \cos[\varphi/f])^n$ [39]. At early times, the field is frozen and acts as a cosmological constant, but when the Hubble parameter drops below some value, at a critical redshift $z_c = a_c^{-1} - 1$, the field begins to oscillate and then behaves as a fluid with an equation of state $w_n = (n - 1)/(n + 1)$. In practice, numerical evolution of the scalar-field equations of motion becomes extremely difficult once the oscillations become rapid compared with the expansion rate, and so our numerical work is accomplished with an effective-fluid approach [40] that has been tailored specifically for this potential. Still, as that work (and discussion below) indicates, our conclusions do not depend on the details of the potential and

would work just as well with, e.g., a simpler φ^{2n} potential. Our second model is a field that slowly rolls down a potential that is linear in φ at early times and asymptotes to zero at late times. Numerical evolution of the scalar-field equations of motion confirm that the resolutions we find here with the effective-fluid approach are valid for that model as well; details will be presented elsewhere [41].

In the effective-fluid approximation, the EDE energy density evolves as [40]

$$\Omega_\varphi(a) = \frac{2\Omega_\varphi(a_c)}{(a/a_c)^{3(w_n+1)} + 1}, \quad (1)$$

which has an associated equation-of-state parameter

$$w_\varphi(z) = \frac{1 + w_n}{1 + (a_c/a)^{3(1+w_n)}} - 1. \quad (2)$$

It asymptotically approaches -1 as $a \rightarrow 0$ and w_n for $a \gg a_c$, showing that the energy density is constant at early times and dilutes as $a^{-3(1+w_n)}$ once the field is dynamical [42]. The homogeneous EDE energy density dilutes like matter for $n = 1$, like radiation for $n = 2$ and faster than radiation whenever $n \geq 3$. For $n \rightarrow \infty$, on reaching the minimum of the potential, $w_\infty = 1$ (i.e. the scalar field is fully dominated by its kinetic energy) and the energy density dilutes as a^{-6} .

The equations governing the evolution of the perturbations to the effective density δ_φ and heat flux $u_\varphi \equiv (1 + w_\varphi)\theta_\varphi$, where θ_φ is the bulk velocity perturbation,¹ can be written as discussed in Refs. [40, 43, 44]. Solving these equations requires the specification of the EDE equation-of-state $w_\varphi(z)$, the adiabatic sound speed $c_a^2 \equiv \dot{P}_\varphi/\dot{\rho}_\varphi$ and effective sound speed $c_s^2 \equiv \delta p_\varphi/\delta \rho_\varphi$ (defined in the rest-frame of the field). During slow roll and assuming $\dot{\varphi}_i = 0$, generic scalar fields have $w_\varphi \simeq -1$, $c_a^2 \simeq -7/3$, and $c_s^2 = 1$ [40, 43]. When the field becomes dynamical, w_a and c_a^2 can be calculated from the background parametrization. The exact behavior of c_s^2 depends on the particular shape of the potential as described in Ref. [40]. We also note that, just as with the background dynamics, this parametrization describes the case of the slow-roll model [41] by taking the limit $n \rightarrow \infty$ and setting $c_s^2 = 1$ [44].

We run a Markov Chain Monte Carlo (MCMC) using the public code MONTEPYTHON-V3² [45, 46] and a modified version of the CLASS-code [47, 48]. We perform the analysis with a Metropolis-Hasting algorithm, assuming flat priors on $\{\omega_b, \omega_{\text{cdm}}, \theta_s, A_s, n_s, \tau_{\text{reio}}, \Omega_{\varphi,0}, \text{Log}_{10}(a_c), \phi_i\}$. In addition, we run separate MCMCs to compare³

$n = (2, 3, \infty)$. Following the *Planck* collaboration, we model free-streaming neutrinos as two massless species and one massive with $M_\nu = 0.06$ eV [49]. Our data sets include the latest SH0ES measurement of the present-day Hubble rate $H_0 = 73.52 \pm 1.62$ km/s/Mpc [2], *Planck* high- ℓ and low- ℓ TT,TE,EE and lensing likelihood [50]. We also include BAO measurements from 6dFGS at $z = 0.106$ [22], from the MGS galaxy sample of SDSS at $z = 0.15$ [23], and from the CMASS and LOWZ galaxy samples of BOSS DR12 at $z = 0.38, 0.51, \text{ and } 0.61$ [24]. Note that the BOSS DR12 measurements also include measurements of the growth function $f\sigma_8(z)$. Additionally, we use the Pantheon⁴ supernovae dataset [37], which includes measurements of the luminosity distances of 1048 SNe Ia in the redshift range $0.01 < z < 2.3$. Moreover, there are many nuisance parameters that we analyze together with the cosmological ones using a Choleski decomposition [51]. We consider chains to be converged using the Gelman-Rubin [52] criterion $R - 1 < 0.1$.

In Fig. 1, we show the marginalized 1D and 2D posterior distributions of H_0 , ω_{cdm} , $f_{\text{EDE}}(a_c)$ and $\text{Log}_{10}(a_c)$ in Λ CDM and in the EDE cosmology with $n = 2, 3$ and $n \rightarrow \infty$, where $f_{\text{EDE}}(a_c) \equiv \Omega_\varphi(a_c)/\Omega_{\text{tot}}(a_c)$. We report the best-fit χ^2 for each experiment in Table I, while the reconstructed mean, best fit and 1σ confidence interval of the cosmological parameters are given in Table II. We find that the best-fit χ^2 in the EDE cosmology is reduced by -9 to -14 compared to Λ CDM using the same collection of data-sets. This reduction in the χ^2 is not only driven by an improved fit of SH0ES data, but also by an improved fit of CMB data compared to a Λ CDM fit to all data-sets. Interestingly, in the global fit, the EDE fits *Planck* data slightly better than Λ CDM fitted on *Planck only*⁵. This is in stark contrast with the case of extra-relativistic degrees of freedom, for which the χ^2 of CMB and BAO data degrades (as shown on the last column of Table I and also found by Refs. [13, 25, 27]). In order to get an estimate of the statistical preference of the EDE cosmology compared to Λ CDM, we trade the full high- ℓ likelihood for the much faster “lite” version and make use of MULTINEST [53] (with 500 live-points and an evidence tolerance of 0.2) to compute the bayesian evidence. We checked that this gives results which are fully consistent with the MCMC on the full likelihood. We perform model comparison by calculating $\Delta \log B = \log B(\text{EDE}) - \log B(\Lambda\text{CDM})$. Interestingly, we find “definite” (or “positive”) evidence in favor of the EDE cosmology in the $n = 3$ and $n = \infty$ model according to the modified Jeffreys’ scale [54, 55]. While $n = 2$ has a better χ^2 than the $n = \infty$ model, it has a weaker

¹ It is known [40, 43] that for a scalar field the evolution equation of the velocity perturbation is unstable as $w \rightarrow -1$ and we therefore solve for the heat-flux.

² https://github.com/brinckmann/montepython_public

³ The $n = 1$ case leads to an over-production of cdm once the field starts diluting. We checked explicitly that it does not solve the H_0 -tension by performing a dedicated run.

⁴ <https://github.com/dscolnic/Pantheon>

⁵ The fit of Λ CDM on *Planck only* yields $\chi^2_{\text{Planck}} \simeq 12951.5$ for the exact same precision parameters as the one used in the EDE fits and convergence criterion $R - 1 < 0.008$. It can vary slightly from the one quoted in *Planck* tables [5].

evidence. We attribute this to the fact that $n = 2$ effectively has one more free parameter since c_s^2 depends on ϕ_i , while $c_s^2 = 1$ in the $n = \infty$ model.

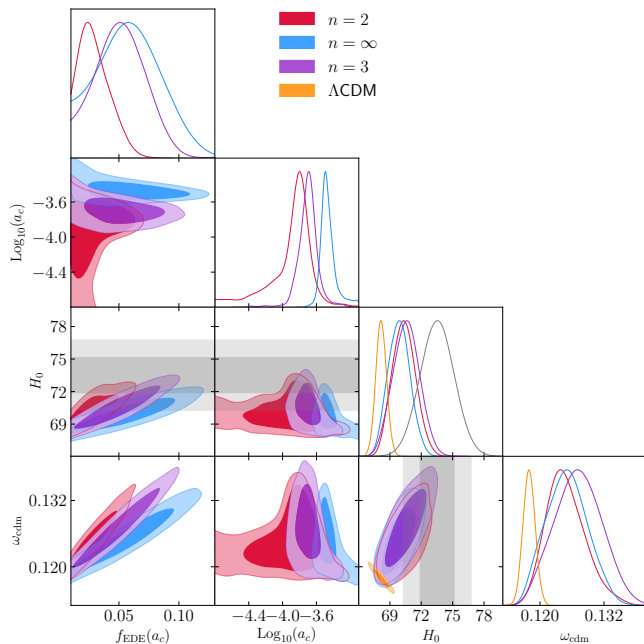


Figure 1. Comparison between the marginalized 1D and 2D posterior distributions of H_0 , ω_{cdm} , $f_{\text{EDE}}(a_c)$ and $\text{Log}_{10}(a_c)$ in the EDE cosmology with $n = 2$, $n = 3$ and $n = \infty$. The best fit value of H_0 in ΛCDM is shown in orange; the one from SH0ES is shown in grey.

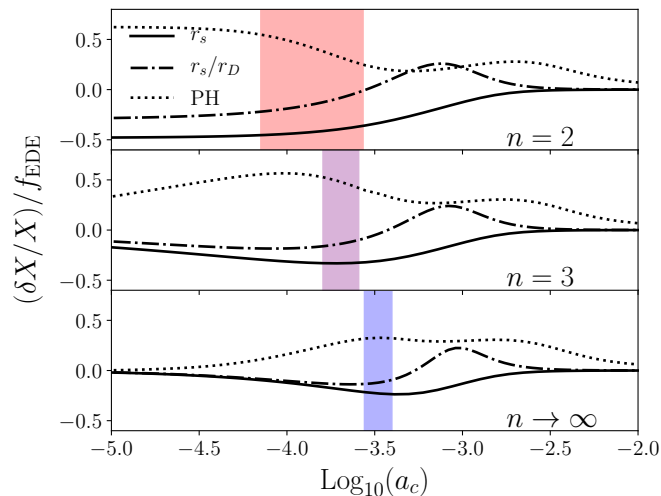


Figure 2. The variation of the scales that are ‘fixed’ by the CMB data with respect to $f_{\text{EDE}}(a_c)$ as a function of a_c with all other cosmological parameters fixed at their *Planck* best-fit values [6]. The colored bands indicate the marginalized 1σ range of a_c for each EDE model considered here.

One of the most interesting aspects of the EDE res-

olution of the Hubble tension is that the posterior distributions show that the field must become dynamical around matter-radiation equality. Within the context of ΛCDM , a simplified picture of the CMB power spectrum can be described by three angular scales: ℓ_{eq} (the projected Hubble horizon at matter-radiation equality), ℓ_s (the projected photon-baryon sound-horizon at decoupling), and ℓ_D (the projected Silk damping scale at decoupling) [56]. These angular scales are given by the ratio of a physical scale at decoupling with the angular diameter distance to the surface of last scattering: $\ell_X = \pi D_A(z_*)/r_X(z_*)$. Additionally, the overall amplitudes of the CMB peaks (in particular, the first one) are accurately measured by *Planck*. It is straightforward to show that $\text{PH} \propto \omega_{\text{cdm}}^{-0.5}$, $\ell_{\text{eq}} \propto \omega_{\text{cdm}}^{0.5} h^{-0.2}$, $\ell_s \propto \omega_{\text{cdm}}^{-0.16} h^{-0.2}$, $\ell_s/\ell_D = r_s/r_D \propto \omega_{\text{cdm}}^{0.03}$, where PH stands for the height of the first peak and we assume that the heights of the even and odd peaks fixes ω_b . In ΛCDM , the measured peak height determines ω_{cdm} , allowing an inference of h through ℓ_{eq} , ℓ_s , and ℓ_D . Alternatively, using the determination of H_0 from SH0ES, one would deduce values of ℓ_{eq} , ℓ_s , and ℓ_D too small compared to their measured values. As shown by several recent studies [10, 25, 57], this can be re-cast as a mismatch between the sound horizon deduced from *Planck* data, and that reconstructed from the standard distance ladder. The value of r_s measured by *Planck* is higher by ~ 10 Mpc compared to that directly deduced from the distance ladder.

The role of the EDE is to decrease r_s , while keeping the angular scales and peak heights fixed via small shifts in other cosmological parameters. For each value of n , we show the fractional change in r_s , r_s/r_D and PH with $f_{\text{EDE}}(a_c)$ as a function of a_c in Fig. 2. The 1σ errors on a_c , reconstructed from our analysis, are also shown. Unsurprisingly we find that the value of a_c is driven to be close to the maximal fractional change in r_s (solid line). Additionally, one can see that such an EDE leads to a shift in the ratio r_s/r_D (dash-dotted line) and increase in peak height (dotted line). From the above scaling relations it is clear that the increase in the peak height can be compensated by an increase in ω_{cdm} , giving the positive correlation between $f_{\text{EDE}}(a_c)$ and ω_{cdm} visible in the 2D-posterior distribution shown in Fig. 1. Moreover, the dynamics of the EDE compensate for such a change in ω_{cdm} , leaving the imprint of ℓ_{eq} on the power spectra relatively unchanged. An increase in ω_{cdm} leaves r_s/r_D roughly unaffected but this ratio cannot be kept fully fixed. This brings us to our main conclusion: the favored EDE model is the one that, while maximizing the decrease in r_s , minimizes⁶ the change in r_s/r_D . Using these scaling laws, for $n = 3$ a resolution of the Hubble tension will roughly require $\delta\omega_{\text{cdm}} \simeq 0.01$ and $f_{\text{EDE}}(a_c) \simeq 0.1$ at

⁶ In practice, a relatively small shift in r_s/r_D is allowed as long as a small shift in n_s can compensate for it, leading to a mild shift in the best-fit value of n_s (see Table II).

$\text{Log}_{10}(a_c) \simeq -3.7$. Strikingly, this crude estimate agrees well with the best-fit values in Table II. This analysis also explains why $n = 3$ is favored over the $n = 2$ and $n \rightarrow \infty$ case. Moreover, we can understand why the EDE cosmology is a “better” resolution of the Hubble tension than increasing the effective number N_{eff} of neutrino degrees of freedom: the effects of an additional radiation energy density can be read off of Fig. 2 for the $n = 2$ case at $\text{Log}_{10}(a_c) \ll -4.5$. In that case, the EDE simply behaves like additional radiation all relevant times. One can see that r_s/r_D is significantly affected, leading to additional tension with the data, as previously noted in Ref. [58].

We find that it is essential to consistently include perturbations in the EDE fluid. Neglecting perturbations is inconsistent with the requirement of overall energy conservation and therefore leads to unphysical features in the CMB power spectra which restrict the success of the resolution. This, in part, explains why a former study [35] did not find a good fit to the CMB for $f_{\text{EDE}}(a_c \simeq 10^{-3.5}) \sim 5\%$.

In Fig. 3, we show the residuals of the CMB TT (top panel) and EE (bottom panel) power spectra calculated in the best-fit EDE model with respect to our best-fit ΛCDM (i.e. fit on all datasets). One can see that the EDE leads to residual oscillations particularly visible at small scales in the EE power-spectrum, which represent an interesting target for next-generation experiments such as the Simons Observatory [49], CMB-S4 [59] or CoRE [60]. Additionally, the pattern around the first peak ($\ell \sim 30 - 500$) in the EE spectrum might be detectable in the future by large-scales E-mode measurements such as CLASS [61] or LiteBird [62]. Finally, the changes in r_s , n_s , and A_s leave signatures in the matter power spectrum that can potentially be probed by surveys such as KiDS, DES and Euclid. This can also be seen in the parameter $S_8 \equiv \sigma_8(\Omega_m/0.3)^{0.5}$, which is shifted by about 1σ upwards from its ΛCDM value. This slightly increases the so-called “ S_8 tension” (e.g. [63]) and therefore deserves more attention in future work. For example, the tension with the most recent KiDS cosmic-shear measurement [64] increases from 2.3σ to 2.5σ . As a first check, we have performed additional runs including SDSS DR7 [65] and KiDS [66] likelihoods, and found that our conclusions are unaffected.

In this *Letter*, we have shown that an EDE that begins to dilute faster than matter at a redshift $z_c \gtrsim 3000$ can explain the increasingly significant (currently 3.8σ) tension between H_0 inferred from the CMB [6] and Cepheid variables/supernovae at low redshifts [2]. Using *Planck*, BAO measurements, the Pantheon supernovae data, the local SH0ES measurement of H_0 and a MCMC analysis, we found that a field accounting for $\sim 5\%$ of the total energy density around $z \sim 5000$ and diluting faster than radiation afterwards can solve the Hubble tension without upsetting the fit to other data sets. We found that in the EDE cosmology the best-fit χ^2 is reduced by -9

to -14 (with a slight preference for $n = 3$) compared to ΛCDM using the same data-sets. Moreover, the ΛCDM fit to just the *Planck* data is as good as the combined fit to all of the data sets in the EDE cosmology. This is in stark contrast with the popular increased- N_{eff} resolution.

The oscillating field EDE may naturally arise in the ‘string-axiverse’ scenario [39, 67–70]. The standard axion potential is obtained for $n = 1$, while higher- n potentials may be generated by higher-order instanton corrections [71]. The EDE resolution of the Hubble tension, along with the current accelerated expansion and the evidence for early-Universe inflation (and perhaps the accelerated expansion postulated [40, 72] to account for EDGES [73]) may suggest that the Universe undergoes episodic periods of anomalous expansion, as suggested in Refs. [35, 39, 74–77].

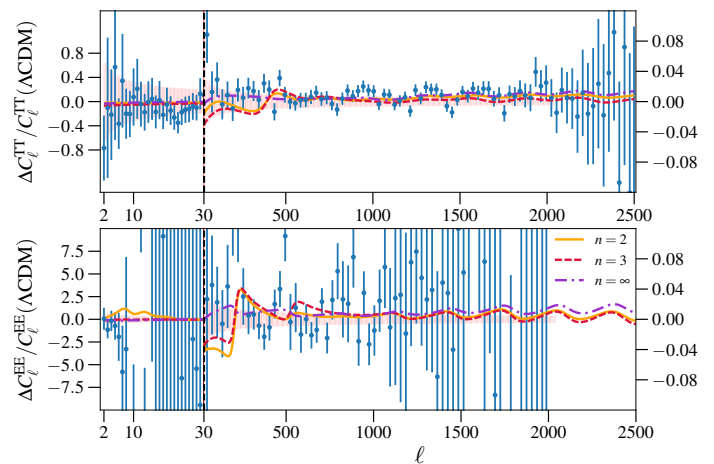


Figure 3. Residuals of the CMB TT (top panel) and EE (bottom panel) power spectra calculated in the best-fit EDE model with respect to ΛCDM , obtained from our MCMC analyses. Blue points show residuals of *Planck* data, while orange bands show the binned Cosmic Variance with the same bins and weights as *Planck*.

A future cosmic-variance-limited experiment around $\ell \sim 30 - 500$ and above $\ell \sim 1500$ could probe the specific residual oscillations in the CMB power spectra associated with the EDE dynamics, while the shifts in A_s , n_s , r_s , and k_{eq} will be probed by future LSS surveys.

Note added: as this work was being completed, a new value of H_0 was published by SH0ES increasing the tension with ΛCDM from *Planck* to 4.4σ [78].

We thank Adam Riess and Tommi Tenkanen for useful conversations. We thank Antony Lewis and Colin Hill for detailed comments. This research was conducted using computational resources at the Maryland Advanced Research Computing Center (MARCC) and the Université Savoie Mont-Blanc MUST computing center. This work was supported at JHU by NSF Grant No. 1818899, NASA NNX17AK38G, and the Simons Foundation. TLS acknowledges support from NASA 80NSSC18K0728 and the Hungerford Fund at Swarthmore College.

Datasets	Λ CDM	$n = 2$	$n = 3$	$n = \infty$	N_{eff}
<i>Planck</i> high- ℓ	2449.5	2448.4	2445.9	2445.4	2451.9
<i>Planck</i> low- ℓ	10494.7	10494.2	10492.8	10493.8	10493.8
<i>Planck</i> lensing	9.2	9.4	9.6	11.7	9.8
BAO-low z	1.7	2.1	2.1	1.8	2.7
BAO-high z	1.8	1.9	1.9	1.9	2.0
Pantheon	1027.1	1027.3	1026.9	1026.9	1027.1
SH0ES	11.1	2.3	1.4	4.6	3.9
Total χ^2_{min}	13995.1	13985.6	13980.6	13986.0	13991.2
$\Delta\chi^2_{\text{min}}$	0	-9.5	-14.5	-9.1	-3.9
$\Delta \log B^a$	0	-0.51	+2.51	+2.41	-0.44

^a The evidence has been calculated from the “lite” version of the high- ℓ likelihood.

Table I. The best-fit χ^2 per experiment for the standard Λ CDM model, the EDE cosmologies and Λ CDM+ N_{eff} . The BAO-low z and high z datasets correspond to $z \sim 0.1 - 0.15$ and $z \sim 0.4 - 0.6$, respectively. For comparison, using the same CLASS precision parameters and MONTEPYTHON, a Λ CDM fit to *Planck* data only yields $\chi^2_{\text{high-}\ell} \simeq 2446.2$, $\chi^2_{\text{low-}\ell} \simeq 10495.9$ and $\chi^2_{\text{lensing}} \simeq 9.4$ with $R - 1 < 0.008$.

1.04149 Parameter	Λ CDM	$n = 2$	$n = 3$	$n = \infty$
100 θ_s	1.04198 (1.04213) \pm 0.0003	1.04175 (1.0414) $^{+0.00046}_{-0.00064}$	1.04138 (1.0414) \pm 0.0004	1.04159 (1.04149) \pm 0.00035
100 ω_b	2.238 (2.239) \pm 0.014	2.244 (2.228) $^{+0.019}_{-0.022}$	2.255 (0.258) \pm 0.022	2.257 (2.277) \pm 0.024
ω_{cdm}	0.1179 (0.1177) \pm 0.0012	0.1248 (0.1281) $^{+0.003}_{-0.0041}$	0.1272 (0.1299) \pm 0.0045	0.1248 (0.1249) \pm 0.0041
$10^9 A_s$	2.176 (2.14) \pm 0.051	2.185 (2.230) \pm 0.056	2.176 (2.177) \pm 0.054	2.151 (2.177) \pm 0.051
n_s	0.9686 (0.9687) \pm 0.0044	0.9768 (0.9828) $^{+0.0065}_{-0.0072}$	0.9812 (0.9880) \pm 0.0080	0.9764 (0.9795) \pm 0.0073
τ_{reio}	0.075 (0.068) \pm 0.013	0.075 (0.083) \pm 0.013	0.068 (0.068) \pm 0.013	0.062 (0.066) \pm 0.014
$\text{Log}_{10}(a_c)$	—	-4.136 (-3.728) $^{+0.57}_{-0.013}$	-3.737 (-3.696) $^{+0.110}_{-0.094}$	-3.449 (-3.509) $^{+0.047}_{-0.11}$
$f_{\text{EDE}}(a_c)$	—	0.028 (0.044) $^{+0.011}_{-0.016}$	0.050 (0.058) $^{+0.024}_{-0.019}$	0.054 (0.057) $^{+0.031}_{-0.027}$
$r_s(z_{\text{rec}})$	145.05 (145.1) \pm 0.26	141.4 (139.8) $^{+2}_{-1.5}$	140.3 (138.9) $^{+1.9}_{-2.3}$	141.6 (141.3) $^{+1.8}_{-2.1}$
S_8	0.824 (0.814) \pm 0.012	0.826 (0.836) \pm 0.014	0.838 (0.842) \pm 0.015	0.836 (0.839) \pm 0.015
H_0	68.18 (68.33) \pm 0.54	70.3 (71.1) \pm 1.2	70.6 (71.6) \pm 1.3	69.9 (70) \pm 1.1

Table II. The mean (best-fit) $\pm 1\sigma$ error of the cosmological parameters reconstructed from our combined analysis in each model.

-
- [1] Adam G. Riess *et al.*, “A 2.4% Determination of the Local Value of the Hubble Constant,” *Astrophys. J.* **826**, 56 (2016), [arXiv:1604.01424 \[astro-ph.CO\]](#).
- [2] Adam G. Riess *et al.*, “Milky Way Cepheid Standards for Measuring Cosmic Distances and Application to Gaia DR2: Implications for the Hubble Constant,” *Astrophys. J.* **861**, 126 (2018), [arXiv:1804.10655 \[astro-ph.CO\]](#).
- [3] V. Bonvin, F. Courbin, S. H. Suyu, P. J. Marshall, C. E. Rusu, D. Sluse, M. Tewes, K. C. Wong, T. Collett, C. D. Fassnacht, T. Treu, M. W. Auger, S. Hilbert, L. V. E. Koopmans, G. Meylan, N. Rumbaugh, A. Sonnenfeld, and C. Spiniello, “H0LiCOW - V. New COSMOGRAIL time delays of HE 0435-1223: H_0 to 3.8 per cent precision from strong lensing in a flat Λ CDM model,” *Mon. Not. Roy. Astron. Soc.* **465**, 4914-4930 (2017), [arXiv:1607.01790](#).
- [4] S. Birrer *et al.*, “H0LiCOW - IX. Cosmographic analysis of the doubly imaged quasar SDSS 1206+4332 and a new measurement of the Hubble constant,” (2018), [arXiv:1809.01274 \[astro-ph.CO\]](#).
- [5] P. A. R. Ade *et al.* (Planck), “Planck 2015 results. XIII. Cosmological parameters,” *Astron. Astrophys.* **594**, A13 (2016), [arXiv:1502.01589 \[astro-ph.CO\]](#).
- [6] N. Aghanim *et al.* (Planck), “Planck 2018 results. VI. Cosmological parameters,” (2018), [arXiv:1807.06209 \[astro-ph.CO\]](#).
- [7] George Efstathiou, “H0 Revisited,” *Mon. Not. Roy. Astron. Soc.* **440**, 1138-1152 (2014), [arXiv:1311.3461 \[astro-ph.CO\]](#).
- [8] G. E. Addison, Y. Huang, D. J. Watts, C. L. Bennett, M. Halpern, G. Hinshaw, and J. L. Weiland, “Quantifying discordance in the 2015 Planck CMB spectrum,” *Astrophys. J.* **818**, 132 (2016), [arXiv:1511.00055 \[astro-ph.CO\]](#).
- [9] N. Aghanim *et al.* (Planck), “Planck intermediate results. LI. Features in the cosmic microwave background temperature power spectrum and shifts in cosmological parameters,” *Astron. Astrophys.* **607**, A95 (2017), [arXiv:1608.02487 \[astro-ph.CO\]](#).
- [10] Kevin Aylor, Mackenzie Joy, Lloyd Knox, Marius Mil-

- lea, Srinivasan Raghunathan, and W. L. Kimmy Wu, “Sounds Discordant: Classical Distance Ladder & Λ CDM -based Determinations of the Cosmological Sound Horizon,” (2018), [arXiv:1811.00537 \[astro-ph.CO\]](#).
- [11] Wendy L. Freedman, “Cosmology at a Crossroads,” *Nat. Astron.* **1**, 0121 (2017), [arXiv:1706.02739 \[astro-ph.CO\]](#).
- [12] Stephen M. Feeney, Daniel J. Mortlock, and Niccolò Dalmaso, “Clarifying the Hubble constant tension with a Bayesian hierarchical model of the local distance ladder,” (2017), [10.1093/mnras/sty418](#), [arXiv:1707.00007 \[astro-ph.CO\]](#).
- [13] Eleonora Di Valentino, Alessandro Melchiorri, and Joseph Silk, “Reconciling Planck with the local value of H_0 in extended parameter space,” *Phys. Lett.* **B761**, 242–246 (2016), [arXiv:1606.00634 \[astro-ph.CO\]](#).
- [14] Eleonora Di Valentino, Alessandro Melchiorri, Eric V. Linder, and Joseph Silk, “Constraining Dark Energy Dynamics in Extended Parameter Space,” *Phys. Rev.* **D96**, 023523 (2017), [arXiv:1704.00762 \[astro-ph.CO\]](#).
- [15] Eleonora Di Valentino, Eric V. Linder, and Alessandro Melchiorri, “Vacuum phase transition solves the H_0 tension,” *Phys. Rev.* **D97**, 043528 (2018), [arXiv:1710.02153 \[astro-ph.CO\]](#).
- [16] Nima Khosravi, Shant Baghran, Niayesh Afshordi, and Natacha Altamirano, “ Λ CDM: H_0 tension as a hint for Über-Gravity,” (2017), [arXiv:1710.09366 \[astro-ph.CO\]](#).
- [17] Abdolali Banihashemi, Nima Khosravi, and Amir H. Shirazi, “Ginzburg-Landau Theory of Dark Energy: A Framework to Study Both Temporal and Spatial Cosmological Tensions Simultaneously,” (2018), [arXiv:1810.11007 \[astro-ph.CO\]](#).
- [18] Abdolali Banihashemi, Nima Khosravi, and Amir H. Shirazi, “Ups and Downs in Dark Energy: phase transition in dark sector as a proposal to lessen cosmological tensions,” (2018), [arXiv:1808.02472 \[astro-ph.CO\]](#).
- [19] Suresh Kumar and Rafael C. Nunes, “Probing the interaction between dark matter and dark energy in the presence of massive neutrinos,” *Phys. Rev.* **D94**, 123511 (2016), [arXiv:1608.02454 \[astro-ph.CO\]](#).
- [20] Eleonora Di Valentino, Alessandro Melchiorri, and Olga Mena, “Can interacting dark energy solve the H_0 tension?” *Phys. Rev.* **D96**, 043503 (2017), [arXiv:1704.08342 \[astro-ph.CO\]](#).
- [21] G. E. Addison, D. J. Watts, C. L. Bennett, M. Halpern, G. Hinshaw, and J. L. Weiland, “Elucidating Λ CDM: Impact of Baryon Acoustic Oscillation Measurements on the Hubble Constant Discrepancy,” *Astrophys. J.* **853**, 119 (2018), [arXiv:1707.06547 \[astro-ph.CO\]](#).
- [22] Florian Beutler, Chris Blake, Matthew Colless, D. Heath Jones, Lister Staveley-Smith, Lachlan Campbell, Quentin Parker, Will Saunders, and Fred Watson, “The 6dF Galaxy Survey: Baryon Acoustic Oscillations and the Local Hubble Constant,” *Mon. Not. Roy. Astron. Soc.* **416**, 3017–3032 (2011), [arXiv:1106.3366 \[astro-ph.CO\]](#).
- [23] Ashley J. Ross, Lado Samushia, Cullan Howlett, Will J. Percival, Angela Burden, and Marc Manera, “The clustering of the SDSS DR7 main Galaxy sample – I. A 4 per cent distance measure at $z = 0.15$,” *Mon. Not. Roy. Astron. Soc.* **449**, 835–847 (2015), [arXiv:1409.3242 \[astro-ph.CO\]](#).
- [24] Shadab Alam *et al.* (BOSS), “The clustering of galaxies in the completed SDSS-III Baryon Oscillation Spectroscopic Survey: cosmological analysis of the DR12 galaxy sample,” *Mon. Not. Roy. Astron. Soc.* **470**, 2617–2652 (2017), [arXiv:1607.03155 \[astro-ph.CO\]](#).
- [25] Jose Luis Bernal, Licia Verde, and Adam G. Riess, “The trouble with H_0 ,” *JCAP* **1610**, 019 (2016), [arXiv:1607.05617 \[astro-ph.CO\]](#).
- [26] Gong-Bo Zhao *et al.*, “Dynamical dark energy in light of the latest observations,” *Nat. Astron.* **1**, 627–632 (2017), [arXiv:1701.08165 \[astro-ph.CO\]](#).
- [27] Vivian Poulin, Kimberly K. Boddy, Simeon Bird, and Marc Kamionkowski, “The implications of an extended dark energy cosmology with massive neutrinos for cosmological tensions,” (2018), [arXiv:1803.02474 \[astro-ph.CO\]](#).
- [28] Alexandre Barreira, Baojiu Li, Carlton Baugh, and Silvia Pascoli, “The observational status of Galileon gravity after Planck,” *JCAP* **1408**, 059 (2014), [arXiv:1406.0485 \[astro-ph.CO\]](#).
- [29] C. Umiltà, M. Ballardini, F. Finelli, and D. Paoletti, “CMB and BAO constraints for an induced gravity dark energy model with a quartic potential,” *JCAP* **1508**, 017 (2015), [arXiv:1507.00718 \[astro-ph.CO\]](#).
- [30] Mario Ballardini, Fabio Finelli, Caterina Umiltà, and Daniela Paoletti, “Cosmological constraints on induced gravity dark energy models,” *JCAP* **1605**, 067 (2016), [arXiv:1601.03387 \[astro-ph.CO\]](#).
- [31] Janina Renk, Miguel Zumalacárregui, Francesco Montanari, and Alexandre Barreira, “Galileon gravity in light of ISW, CMB, BAO and H_0 data,” *JCAP* **1710**, 020 (2017), [arXiv:1707.02263 \[astro-ph.CO\]](#).
- [32] Enis Belgacem, Yves Dirian, Stefano Foffa, and Michele Maggiore, “Nonlocal gravity. Conceptual aspects and cosmological predictions,” *JCAP* **1803**, 002 (2018), [arXiv:1712.07066 \[hep-th\]](#).
- [33] Rafael C. Nunes, “Structure formation in $f(T)$ gravity and a solution for H_0 tension,” *JCAP* **1805**, 052 (2018), [arXiv:1802.02281 \[gr-qc\]](#).
- [34] Meng-Xiang Lin, Marco Raveri, and Wayne Hu, “Phenomenology of Modified Gravity at Recombination,” (2018), [arXiv:1810.02333 \[astro-ph.CO\]](#).
- [35] Tanvi Karwal and Marc Kamionkowski, “Dark energy at early times, the Hubble parameter, and the string axiverse,” *Phys. Rev.* **D94**, 103523 (2016), [arXiv:1608.01309 \[astro-ph.CO\]](#).
- [36] Edvard Mörtsell and Suhail Dhawan, “Does the Hubble constant tension call for new physics?” *JCAP* **1809**, 025 (2018), [arXiv:1801.07260 \[astro-ph.CO\]](#).
- [37] D. M. Scolnic *et al.*, .
- [38] Alireza Hojjati, Eric V. Linder, and Johan Samsing, “New Constraints on the Early Expansion History of the Universe,” *Phys. Rev. Lett.* **111**, 041301 (2013), [arXiv:1304.3724 \[astro-ph.CO\]](#).
- [39] Marc Kamionkowski, Josef Pradler, and Devin G. E. Walker, “Dark energy from the string axiverse,” *Phys. Rev. Lett.* **113**, 251302 (2014), [arXiv:1409.0549 \[hep-ph\]](#).
- [40] Vivian Poulin, Tristan L. Smith, Daniel Grin, Tanvi Karwal, and Marc Kamionkowski, “Cosmological implications of ultra-light axion-like fields,” (2018), [arXiv:1806.10608 \[astro-ph.CO\]](#).
- [41] Tanvi Karwal, Vivian Poulin, Tristan L. Smith, and Marc Kamionkowski, “The background and perturbation dynamics necessary to resolve the Hubble tension with early dark energy,” (2019).
- [42] Michael S. Turner and Adam G. Riess, “Do SNe Ia provide direct evidence for past deceleration of the

- universe?" *Astrophys. J.* **569**, 18 (2002), [arXiv:astro-ph/0106051 \[astro-ph\]](#).
- [43] Renée Hlozek, Daniel Grin, David J. E. Marsh, and Pedro G. Ferreira, "A search for ultralight axions using precision cosmological data," *Phys. Rev.* **D91**, 103512 (2015), [arXiv:1410.2896 \[astro-ph.CO\]](#).
- [44] Wayne Hu, "Structure formation with generalized dark matter," *Astrophys. J.* **506**, 485–494 (1998), [arXiv:astro-ph/9801234 \[astro-ph\]](#).
- [45] Benjamin Audren, Julien Lesgourgues, Karim Benabed, and Simon Prunet, "Conservative Constraints on Early Cosmology: an illustration of the Monte Python cosmological parameter inference code," *JCAP* **1302**, 001 (2013), [arXiv:1210.7183 \[astro-ph.CO\]](#).
- [46] Thejs Brinckmann and Julien Lesgourgues, "MontePython 3: boosted MCMC sampler and other features," (2018), [arXiv:1804.07261 \[astro-ph.CO\]](#).
- [47] Julien Lesgourgues, "The Cosmic Linear Anisotropy Solving System (CLASS) I: Overview," (2011), [arXiv:1104.2932 \[astro-ph.IM\]](#).
- [48] Diego Blas, Julien Lesgourgues, and Thomas Tram, "The Cosmic Linear Anisotropy Solving System (CLASS) II: Approximation schemes," *JCAP* **1107**, 034 (2011), [arXiv:1104.2933 \[astro-ph.CO\]](#).
- [49] James Aguirre *et al.* (Simons Observatory), "The Simons Observatory: Science goals and forecasts," (2018), [arXiv:1808.07445 \[astro-ph.CO\]](#).
- [50] N. Aghanim *et al.* (Planck), "Planck 2015 results. XI. CMB power spectra, likelihoods, and robustness of parameters," *Astron. Astrophys.* **594**, A11 (2016), [arXiv:1507.02704 \[astro-ph.CO\]](#).
- [51] Antony Lewis, "Efficient sampling of fast and slow cosmological parameters," *Phys. Rev.* **D87**, 103529 (2013), [arXiv:1304.4473 \[astro-ph.CO\]](#).
- [52] Andrew Gelman and Donald B. Rubin, "Inference from Iterative Simulation Using Multiple Sequences," *Statist. Sci.* **7**, 457–472 (1992).
- [53] F. Feroz, M. P. Hobson, and M. Bridges, "MultiNest: an efficient and robust Bayesian inference tool for cosmology and particle physics," *Mon. Not. Roy. Astron. Soc.* **398**, 1601–1614 (2009), [arXiv:0809.3437 \[astro-ph\]](#).
- [54] H. Jeffreys, *Theory of Probability*, 3rd ed. (Oxford, Oxford, England, 1961).
- [55] Savvas Nesseris and Juan Garcia-Bellido, "Is the Jeffreys' scale a reliable tool for Bayesian model comparison in cosmology?" *JCAP* **1308**, 036 (2013), [arXiv:1210.7652 \[astro-ph.CO\]](#).
- [56] Wayne Hu, Masataka Fukugita, Matias Zaldarriaga, and Max Tegmark, "CMB observables and their cosmological implications," *Astrophys. J.* **549**, 669 (2001), [arXiv:astro-ph/0006436 \[astro-ph\]](#).
- [57] Jarah Evslin, Anjan A Sen, and Ruchika, "Price of shifting the Hubble constant," *Phys. Rev.* **D97**, 103511 (2018), [arXiv:1711.01051 \[astro-ph.CO\]](#).
- [58] Zhen Hou, Ryan Keisler, Lloyd Knox, Marius Millea, and Christian Reichardt, "How Massless Neutrinos Affect the Cosmic Microwave Background Damping Tail," *Phys. Rev.* **D87**, 083008 (2013), [arXiv:1104.2333 \[astro-ph.CO\]](#).
- [59] Kevork N. Abazajian *et al.* (CMB-S4), "CMB-S4 Science Book, First Edition," (2016), [arXiv:1610.02743 \[astro-ph.CO\]](#).
- [60] Eleonora Di Valentino *et al.* (CORE), "Exploring cosmic origins with CORE: Cosmological parameters," *JCAP* **1804**, 017 (2018), [arXiv:1612.00021 \[astro-ph.CO\]](#).
- [61] T. Essinger-Hileman *et al.*, "CLASS: the cosmology large angular scale surveyor," in *Millimeter, Submillimeter, and Far-Infrared Detectors and Instrumentation for Astronomy VII*, proc. spie., Vol. 9153 (2014) p. 91531I, [arXiv:1408.4788 \[astro-ph.IM\]](#).
- [62] A. Suzuki *et al.*, "The LiteBIRD Satellite Mission - Sub-Kelvin Instrument," *17th International Workshop on Low Temperature Detectors (LTD 17) Kurume City, Japan, July 17-21, 2017*, *J. Low. Temp. Phys.* **193**, 1048–1056 (2018), [arXiv:1801.06987 \[astro-ph.IM\]](#).
- [63] Marco Raveri and Wayne Hu, "Concordance and Discordance in Cosmology," (2018), [arXiv:1806.04649 \[astro-ph.CO\]](#).
- [64] H. Hildebrandt *et al.*, "KiDS+VIKING-450: Cosmic shear tomography with optical+infrared data," (2018), [arXiv:1812.06076 \[astro-ph.CO\]](#).
- [65] Beth A. Reid *et al.*, "Cosmological Constraints from the Clustering of the Sloan Digital Sky Survey DR7 Luminous Red Galaxies," **404**, 60–85 (2010), [arXiv:0907.1659 \[astro-ph.CO\]](#).
- [66] F. Köhlinger *et al.*, "KiDS-450: The tomographic weak lensing power spectrum and constraints on cosmological parameters," *Mon. Not. Roy. Astron. Soc.* **471**, 4412–4435 (2017), [arXiv:1706.02892 \[astro-ph.CO\]](#).
- [67] Peter Svrcek and Edward Witten, "Axions In String Theory," *JHEP* **06**, 051 (2006), [arXiv:hep-th/0605206 \[hep-th\]](#).
- [68] Asimina Arvanitaki, Savas Dimopoulos, Sergei Dubovsky, Nemanja Kaloper, and John March-Russell, "String Axiverse," *Phys. Rev.* **D81**, 123530 (2010), [arXiv:0905.4720 \[hep-th\]](#).
- [69] Michele Cicoli, Mark Goodsell, and Andreas Ringwald, "The type IIB string axiverse and its low-energy phenomenology," *JHEP* **10**, 146 (2012), [arXiv:1206.0819 \[hep-th\]](#).
- [70] Matthew J. Stott, David J. E. Marsh, Chakrit Pongkitivanichkul, Layne C. Price, and Bobby S. Acharya, "Spectrum of the axion dark sector," *Phys. Rev.* **D96**, 083510 (2017), [arXiv:1706.03236 \[astro-ph.CO\]](#).
- [71] Rolf Kappl, Hans Peter Nilles, and Martin Wolfgang Winkler, "Modulated Natural Inflation," *Phys. Lett.* **B753**, 653–659 (2016), [arXiv:1511.05560 \[hep-th\]](#).
- [72] J. Colin Hill and Eric J. Baxter, "Can Early Dark Energy Explain EDGES?" (2018), [arXiv:1803.07555 \[astro-ph.CO\]](#).
- [73] Judd D. Bowman, Alan E. E. Rogers, Raul A. Monsalve, Thomas J. Mozdzen, and Nivedita Mahesh, "An absorption profile centred at 78 megahertz in the sky-averaged spectrum," *Nature* **555**, 67–70 (2018).
- [74] Scott Dodelson, Manoj Kaplinghat, and Ewan Stewart, "Solving the coincidence problem : Tracking oscillating energy," *Phys. Rev. Lett.* **85**, 5276–5279 (2000), [arXiv:astro-ph/0002360 \[astro-ph\]](#).
- [75] Kim Griest, "Toward a possible solution to the cosmic coincidence problem," *Phys. Rev.* **D66**, 123501 (2002), [arXiv:astro-ph/0202052 \[astro-ph\]](#).
- [76] Eric V. Linder and Tristan L. Smith, "Dark Before Light: Testing the Cosmic Expansion History through the Cosmic Microwave Background," *JCAP* **1104**, 001 (2011), [arXiv:1009.3500 \[astro-ph.CO\]](#).
- [77] Razieh Emami, Daniel Grin, Josef Pradler, Alvise Raccanelli, and Marc Kamionkowski, "Cosmological tests of an axiverse-inspired quintessence field," *Phys. Rev.* **D93**,

- 123005 (2016), [arXiv:1603.04851 \[astro-ph.CO\]](#).
- [78] Adam G. Riess, Stefano Casertano, Wenlong Yuan, Lucas M. Macri, and Dan Scolnic, “Large Magellanic Cloud Cepheid Standards Provide a 1% Foundation for the Determination of the Hubble Constant and Stronger Evidence for Physics Beyond LambdaCDM,” (2019), [arXiv:1903.07603 \[astro-ph.CO\]](#).