

Transverse Momentum Resummation for s -channel single top quark production at the LHC

Peng Sun,^{1,*} Bin Yan,^{2,†} and C.-P. Yuan^{2,‡}

¹*Department of Physics and Institute of Theoretical Physics, Nanjing Normal University, Nanjing, Jiangsu, 210023, China*

²*Department of Physics and Astronomy, Michigan State University, East Lansing, MI 48824, USA*

We study the soft gluon radiation effects for the s -channel single top quark production at the LHC. By applying the transverse momentum dependent factorization formalism, the large logarithms about the small total transverse momentum (q_\perp) of the single-top plus one-jet final state system, are resummed to all orders in the expansion of the strong interaction coupling at the accuracy of Next-to-Leading Logarithm (NLL). We compare our numerical results with PYTHIA and find that both the q_\perp and ϕ^* observables from PYTHIA are consistent with our prediction. Furthermore, we point out the soft gluon radiation effects from the final state become significant in this process, especially for the boosted kinematical region.

I. INTRODUCTION

Single top quark production is an important source of top quarks at the Large Hadron Collider (LHC). There are three production modes, s -channel, t -channel and tW associated production. In addition to measuring the V_{tb} Cabibbo-Kobayashi-Maskawa (CKM) matrix element [1, 2], they are also sensitive to different kinds of new physics (NP) models beyond the standard model (SM) [1–35], such as new heavy gauge boson W' [16–18], fermions [21–23], scalars [19, 20], and Wtb anomalous couplings [1, 24–35]. Compared with the t -channel and tW associated production, the s -channel single top quark event is more sensitive to NP effects induced by heavy resonance states. Therefore, precisely study the single top quark production processes at the LHC become a vital task to test the SM and to search for new heavy particles. Recently, both the ATLAS and CMS collaborations have conducted search for new particles through s -channel single top quark event at the 13 TeV LHC, and concluded that their masses should be larger than about TeV scale [36, 37].

To further test the SM and search for NP through the single top quark processes, we should improve the accuracy of the theoretical prediction on its cross section and kinematical distributions. The next-to-leading-order (NLO) QCD correction to the single top quark production has been widely discussed in the literatures [38–53]. The dominant part of the next-to-next-to-leading-order (NNLO) QCD corrections to predicting the detailed kinematical distributions, including proper spin correction, in s -channel and t -channel single top events, have also been discussed in Refs. [54–57]. To go beyond

the fixed-order calculations, the threshold resummation technique is also widely discussed to improve the prediction on the single-top inclusive production rate [58–64]. The accuracy has reached to the next-to-leading-logarithm (NLL) and next-to-next-to-leading-logarithm (NNLL). Recently, the transverse momentum resummation formalism was proposed in Ref. [65] to improve the kinematical distributions of t -channel single top events. It shows that the sub-leading logarithms from the color correlation between the initial and final states play an important role when the final state jet is required to be in the forward region, where the resummation prediction is noticeably different from the PYTHIA parton shower results. Motivated by this, it is important to check on the kinematical distributions of s -channel single top quark events predicted by PYTHIA.

In this work, we apply the transverse momentum dependent (TMD) resummation technique to study the kinematical distribution of s -channel single top quark events,

$$p + p \rightarrow W^{\pm*} \rightarrow t(\bar{t}) + jet + X. \quad (1)$$

The large logarithms $\ln(Q^2/q_\perp^2)$, with $Q \gg q_\perp$ have been resummed to NLL accuracy, where Q and q_\perp are the invariant mass and the total transverse momentum of the top quark and jet system, respectively. The TMD resummation framework has been widely discussed in the color singlet processes [66–68]. For the processes with more complex color structures, like the heavy colored particle production was discussed in Refs. [69–71]. Recently, the TMD resummation formalism has been extended to discuss processes involving multijets in the final state; e.g. dijet production [72, 73], Higgs plus one and two jets production [74–77], Z boson and jet associated production [78] and t -channel single top quark production [65]. The soft gluon radiation from the final state will generate additional large logarithm $\ln(Q^2/q_\perp^2)$ when gluons are radiated outside the observed jet cone. Such logarithms can be resummed under the modified TMD resomma-

* pengsun@msu.edu

† yanbin1@msu.edu

‡ yuan@pa.msu.edu

tion formalism. As to be shown below, the location and height of the Sudakov peak, in the q_\perp distribution of s -channel single top quark events, strongly depends on the final state soft gluon radiation. Its effects could be enhanced largely when we focus on the boosted kinematical region of the final state. In contrast to the findings in the t -channel single-top production process, we find that the resummation calculation in the s -channel single-top process agrees well with PYTHIA prediction.

II. TMD FACTORIZATION

The differential cross section for $pp \rightarrow W^{\pm*} \rightarrow t(\bar{t}) + jet + X$ can be written as,

$$\frac{d^4\sigma}{dy_t dy_J dP_{J\perp}^2 d^2q_\perp} = \sum_{ab} \left[\int \frac{d^2\vec{b}}{(2\pi)^2} e^{-i\vec{q}_\perp \cdot \vec{b}} W_{ab \rightarrow tJ}(x_1, x_2, \mathbf{b}) + Y_{ab \rightarrow tJ} \right], \quad (2)$$

where y_t and y_J denote rapidity for the top quark and the jet, respectively; $P_{J\perp}$ and q_\perp are the transverse momenta of the jet and total transverse momentum of the top quark and the jet system, i.e. $\vec{q}_\perp = \vec{P}_{t\perp} + \vec{P}_{J\perp}$, respectively. The $W_{ab \rightarrow tJ}$ term contains all order resummation and $Y_{ab \rightarrow tJ}$ term accounts for the difference between the expansion of resummation part and the fixed order corrections, and x_1, x_2 are momentum fractions of the incoming hadrons carried by the partons,

$$x_{1,2} = \frac{\sqrt{m_t^2 + P_{t\perp}^2} e^{\pm y_t} + \sqrt{P_{J\perp}^2} e^{\pm y_J}}{\sqrt{S}}, \quad (3)$$

where m_t and S are the top quark mass and the squared collider energy, respectively.

The all order resummation result for W -piece can be written as ¹

$$W_{ab \rightarrow tJ}(x_1, x_2, \mathbf{b}) = x_1 f_a(x_1, \mu_F = b_0/b_*) x_2 f_b(x_2, \mu_F = b_0/b_*) \times e^{-S_{\text{Sud}}(Q^2, \mu_{\text{Res}}, b_*)} e^{-\mathcal{F}_{NP}(Q^2, \mathbf{b})} \times H_{ab \rightarrow tJ}(\mu_{\text{Res}}) S_{ab \rightarrow tJ}(b_0/b_*), \quad (4)$$

where $Q^2 = \hat{s} = x_1 x_2 S$, $b_0 = 2e^{-\gamma_E}$, with γ_E being the Euler constant, $f_{a,b}(x, \mu_F)$ are parton distribution function (PDF) for the incoming partons a and b , and μ_{Res} represents the resummation scale in this process. Here, $b_* = \mathbf{b}/\sqrt{1 + \mathbf{b}^2/b_{\text{max}}^2}$ with $b_{\text{max}} = 1.5 \text{ GeV}^{-1}$, which is introduced to factor out the non-perturbative contribution $e^{-\mathcal{F}_{NP}(Q^2, b)}$, arising from the large \mathbf{b} region (with $\mathbf{b} \gg b_*$) [79–82],

$$\mathcal{F}_{NP}(Q^2, \mathbf{b}) = g_1 \mathbf{b}^2 + g_2 \ln \frac{Q}{Q_0} \ln \frac{\mathbf{b}}{b_*}, \quad (5)$$

where $g_1 = 0.21$, $g_2 = 0.84$ and $Q_0^2 = 2.4 \text{ GeV}^2$ [82]. $H_{ab \rightarrow tJ}$ and $S_{ab \rightarrow tJ}$ are the hard and soft factors for this process. By applying the Catani-De Florian-Grazzini (CFG) scheme [83] and the TMD factorization in the Collins 2011 scheme [84], we obtain the hard factor $H_{ab \rightarrow tJ}$, at the NLO level,

$$H_{ab \rightarrow tJ}^{(1)} = \frac{\alpha_s}{2\pi} H^{(0)} \left[-\ln^2(\lambda - 1) - \frac{\ln(\lambda - 1)}{\lambda} - 2\ln(\lambda - 1) - 2\ln(\lambda - 1) \ln \frac{\hat{s}}{m_t^2} + \ln \frac{\mu_{\text{Res}}^2}{\hat{s}} \left(-2\ln(\lambda - 1) - \ln \frac{s}{m_t^2} - \frac{11}{2} \right) - \frac{1}{2} \ln^2 \frac{\hat{s}}{m_t^2} - \frac{5}{2} \ln \frac{\hat{s}}{m_t^2} - \frac{3}{2} \ln \frac{P_{J\perp}^2 R^2}{\mu_{\text{Res}}^2} + 2\text{Li}_2(\lambda) + \frac{1}{2} \ln^2 \frac{P_{J\perp}^2 R^2}{\mu_{\text{Res}}^2} - \frac{3}{2} \ln^2 \frac{\mu_{\text{Res}}^2}{\hat{s}} + \frac{4\pi^2}{3} - \frac{15}{2} \right] + \delta H^{(1)}, \quad (6)$$

where $\lambda = \hat{s}/(\hat{s} - m_t^2)$, R denotes the jet cone size of the final state jet. Both the loop correction and jet function have been included in the above hard factor. For the jet function calculation, the dimensional regularization and anti- k_T jet algorithm are adopted in our calculation [73, 85], and an off-shell mass is assigned to the light jet to regulate the light cone singularity in the soft factor calculation. The different treatment of the jet part in the jet function and the soft factor leads to a finite contri-

bution in the hard factor, which does not depending on the jet size. Numerically, it is found to be approximately $\frac{\alpha_s}{2\pi} C_F \frac{\pi^2}{6}$ for quark jet [75]. This additional factor has been considered as part of $H^{(1)}$. The leading order hard matrix element is,

$$H^{(0)}(ij \rightarrow t\bar{b}) = \frac{g^4 \hat{t}(\hat{t} - m_t^2)}{4(\hat{s} - m_W^2)^2} |V_{ij}|^2 |V_{tb}|^2, \quad (7)$$

where g is $SU(2)_L$ gauge coupling. The CKM matrix element V_{ij} needs to change for the corresponding incoming partons, and m_W is W -boson mass. The $\delta H^{(1)}$ term is

¹ The color-octet component in the hard factor matrix, at the α_s order is too small and will be ignored in this work.

not proportional to the leading order matrix element,

$$\delta H^{(1)} = \frac{\alpha_s}{2\pi} \frac{1}{4} \frac{g^4 C_F m_t^2}{(\hat{s} - m_W^2)^2} \frac{\hat{t}\hat{u}}{\hat{s}} \ln \frac{m_t^2}{\hat{s} - m_t^2} |V_{ud}|^2 |V_{tb}|^2, \quad (8)$$

where $\hat{t} = (p_u - p_{\bar{b}})^2$ and $\hat{u} = (p_{\bar{d}} - p_{\bar{b}})^2$.

The Sudakov form factor S_{Sud} resums the leading double logarithm and the sub-leading logarithms,

$$S_{\text{Sud}}(Q^2, \mu_{\text{Res}}, b_*) = \int_{b_0^2/b_*^2}^{\mu_{\text{Res}}^2} \frac{d\mu^2}{\mu^2} \left[\ln \left(\frac{Q^2}{\mu^2} \right) A + B + D_1 \ln \frac{Q^2 - m_t^2}{P_{J\perp}^2 R^2} + D_2 \ln \frac{Q^2 - m_t^2}{m_t^2} \right], \quad (9)$$

where the parameters A , B , D_1 and D_2 can be expanded perturbatively in α_s . At one-loop order,

$$A = C_F \frac{\alpha_s}{\pi}, \quad B = -2C_F \frac{\alpha_s}{\pi}, \quad D_1 = D_2 = C_F \frac{\alpha_s}{2\pi}, \quad (10)$$

with $C_F = 4/3$ in QCD interaction. In our numerical calculation, we will also include the $A^{(2)}$ contribution since it is associated with the incoming parton distributions and universal for all processes [83].

The soft function $S_{ab \rightarrow tJ}(b_0/b_*)$ at one loop order is,

$$S_{ab \rightarrow tJ}^{(1)}(b_0/b_*) = -\frac{\alpha_s}{2\pi} \left[\ln \frac{m_t^2}{m_t^2 + P_{J\perp}^2} + I_{34} \right], \quad (11)$$

where I_{34} represents the kinematic integral for the soft gluon radiation between the final state jet and top quark gauge links. In the narrow jet approximation; i.e. $P_{J\perp} R \rightarrow 0$, I_{34} can be written as

$$\begin{aligned} I_{34} = & -\text{Li}_2 \frac{m_t^2 + \hat{t} - \hat{u}}{\hat{t}} - \text{Li}_2 \frac{(2m_t^2 - \hat{s})(m_t^2 - \hat{t})}{\hat{s}\hat{t}} + \text{Li}_2 \frac{(\hat{s} - 2m_t^2)\hat{t}}{\hat{s}\hat{u}} - \ln \frac{m_t^2 - \hat{u}}{m_t^2 + \hat{t} - \hat{u}} \ln \frac{-m_t^2(m_t^2 + \hat{t} - \hat{u})}{\hat{s}\hat{u}} \\ & + \ln \frac{-\hat{t}}{m_t^2 + \hat{t} - \hat{u}} \ln \frac{(m_t^2 - s)(m_t^2 + \hat{t} - \hat{u})}{\hat{s}\hat{u}} + (\hat{t} \leftrightarrow \hat{u}) - \ln \frac{s - m_t^2}{m_t^2} \ln \frac{\hat{t}\hat{u}}{m_t^4 - (\hat{t} - \hat{u})^2} \\ & - \ln \frac{P_{J\perp}^2 R^2 \hat{s}}{\hat{t}\hat{u}} \ln \frac{\hat{s} - m_t^2}{-P_{J\perp}^2 R^2} - \frac{1}{2} \ln^2 \frac{P_{J\perp}^2 R^2}{\hat{s} - 2m_t^2} - \frac{1}{2} \ln^2 \frac{m_t^2}{2m_t^2 - \hat{s}} + \frac{1}{2} \ln^2 \frac{\hat{s} - m_t^2}{2m_t^2 - \hat{s}} - \ln \frac{\hat{s} - m_t^2}{2m_t^2 - \hat{s}} \ln \frac{P_{J\perp}^2 R^2}{\hat{s} - 2m_t^2} \\ & + 2 \ln \frac{\hat{s} - m_t^2}{2m_t^2 - \hat{s}} \ln \frac{P_{J\perp}^2 R^2}{\hat{s} - m_t^2} + \ln \frac{m_t^2}{2m_t^2 - \hat{s}} \ln \frac{m_t^2 \hat{s}}{\hat{t}\hat{u}} - 2 \ln \frac{2m_t^2 - \hat{s}}{m_t^2 - \hat{s}} \ln \frac{m_t^2}{2m_t^2 - \hat{s}} - 2\text{Li}_2 \frac{m_t^2}{\hat{s} - m_t^2} - \frac{\pi^2}{3} + \mathcal{O}(\dots), \quad (12) \end{aligned}$$

where the (\dots) term contains contributions proportional to $P_{J\perp} R$, and will be included in the following numerical calculation.

We should note that the non-global logarithms (NGLs) could also contribute to this process. The NGLs arise from some special kinematics of two soft gluon radiations, in which the first one is radiated outside of the jet which subsequently radiates a second gluon into the jet [86–89]. Numerically, the NGLs are negligible in this process since it starts at $\mathcal{O}(\alpha_s^2)$ [90]. Therefore we will ignore their contributions in the following phenomenology discussion.

III. PHENOMENOLOGY OF SINGLE TOP QUARK PRODUCTION

Before presenting the result of resummation effects on the kinematical distributions of the s -channel single top quark events, it is important to cross-check the total cross section with the fixed order calculation. In the resummation framework, the NLO total cross section can be divided into two parts, the small q_{\perp} region, which can

be obtained by integrating the distribution of the asymptotic part and virtual diagram contribution, and the large q_{\perp} part, which is infrared safe and can be numerically calculated directly [91]. Thus, the total cross section is given by

$$\sigma_{NLO} = \int_0^{q_{\perp,0}^2} dq_{\perp}^2 \frac{d\sigma_{NLO}^{\text{virtual+real}}}{dq_{\perp}^2} + \int_{q_{\perp,0}^2}^{\infty} dq_{\perp}^2 \frac{d\sigma_{NLO}^{\text{real}}}{dq_{\perp}^2}, \quad (13)$$

where $q_{\perp,0} = 1$ GeV labels the cutoff of q_{\perp} . Numerically, we find that the above reproduce the NLO cross sections from MCFM [92], with slight difference, ranging from 1.8% for $R = 0.4$ to 0.3% for $R = 0.2$. Clearly, this discrepancy arises from the narrow jet approximation we made in our calculation. Following the procedure of Ref. [75], we parameterize this difference as function of R : $H^{(0)} \frac{\alpha_s}{2\pi} (-1.3R + 12.0R^2)$ for the range of $0.2 < R < 0.6$, which will be considered as part of the NLO contribution included in $H^{(1)}$.

Figure 1 shows various differential cross sections of the s -channel single top quark (a) and anti-top quark (b)

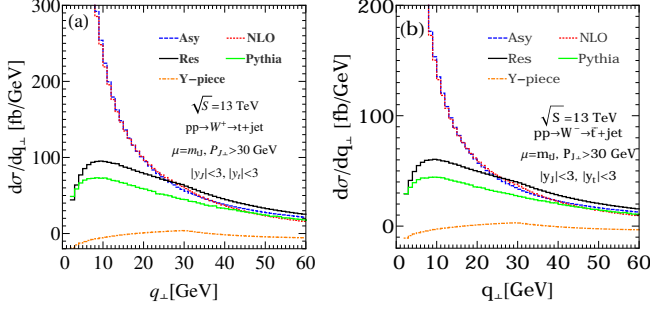


FIG. 1. The q_{\perp} distribution from the asymptotic result (blue dashed line), NLO calculation (red dotted line), resummation prediction (black solid line), parton shower Monte Carlo prediction by PYTHIA 8 (green solid line), and Y-term (orange dot-dashed line) for the s -channel single top quark (a) and anti-top quark (b) production at the $\sqrt{S} = 13$ TeV LHC with $|y_J| < 3$, $|y_t| < 3$ and $P_{T\perp} > 30$ GeV. The resummation and renormalization scales are choose as $\mu = \mu_{\text{Res}} = \mu_{\text{ren}} = m_{t,J} = (p_t + p_J)^2$.

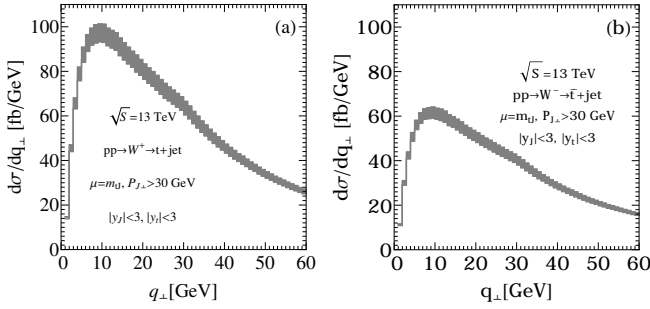


FIG. 2. The scale uncertainties for the s -channel single top quark (a) and anti-top quark (b) production at the $\sqrt{S} = 13$ TeV LHC with $|y_J| < 3$, $|y_t| < 3$ and $P_{T\perp} > 30$ GeV. The resummation and renormalization scales are varied from $m_{t,J}/2$ to $2m_{t,J}$.

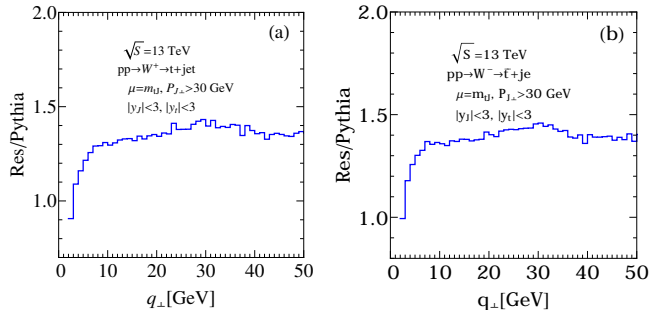


FIG. 3. The ratio of the resummation and PYTHIA 8 prediction for the s -channel single top quark (a) and anti-top quark (b) production at the $\sqrt{S} = 13$ TeV LHC with $|y_J| < 3$, $|y_t| < 3$ and $P_{T\perp} > 30$ GeV. The resummation and renormalization scales are choose as $\mu = \mu_{\text{Res}} = \mu_{\text{ren}} = m_{t,J}$.

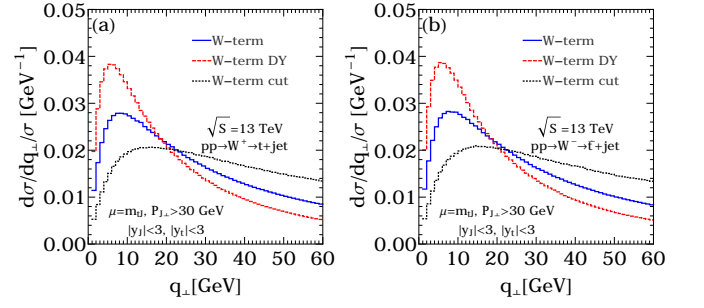


FIG. 4. The normalized W -piece prediction for the s -channel single top quark (a) and anti-top quark (b) production at the $\sqrt{S} = 13$ TeV LHC with $|y_J| < 3$, $|y_t| < 3$ and $P_{T\perp} > 30$ GeV. The red-dashed line denotes the W -piece prediction with only Drell-Yan like Sudakov factor, while the dotted black and solid blue lines label the results from the W -piece with and without $m_{t,J} > 1$ TeV cut. The resummation and renormalization scales are choose as $\mu = \mu_{\text{Res}} = \mu_{\text{ren}} = m_{t,J}$.

production at the $\sqrt{S} = 13$ TeV LHC with CT14NNLO PDF [93], c.f. the blue dashed line for asymptotic piece, red dotted line for NLO calculation, black solid line for our resummation prediction, and orange dot-dashed line for the Y-term. The asymptotic piece is the fixed-order expansion of Eq. (2) up to the α_s order. In our resummation calculation, the resummation scale (μ_{Res}) and renormalization (μ_{ren}) scales are taken to be the invariant mass of top quark and jet ($m_{t,J} = (p_t + p_J)^2$). Similarly, the renormalization and factorization scales are also fixed to $m_{t,J}$ in the fixed order calculation. The cone size $R = 0.4$ and anti- k_T jet algorithm are used to define the observed jet. The following kinematic cuts are also required in our numerical calculation, $|y_J| < 3$, $|y_t| < 3$ and $P_{T\perp} > 30$ GeV. In the same figure, we also compared to the prediction from the parton shower event generator PYTHIA8 [94] (green solid line), which was calculated at the leading order, with CT14LO PDF. The uncertainties of the resummation predictions are estimated by varying the scale $\mu_{\text{Res}} = \mu_{\text{ren}}$ by a factor of two around the central value $m_{t,J}$, which is shown in Fig. 2. In Fig. 3, we compare the prediction from our resummation calculation to PYTHIA by taking the ratio of their q_{\perp} differential distribution in Fig. 1. It shows its ratio is not sensitive to q_{\perp} for either single top (a) or anti-top quark (b) production. Hence, they predict almost the same shape in q_{\perp} distribution, while they predict different fiducial total cross section because PYTHIA prediction includes only leading order matrix element and is calculated with CT14LO PDF.

In order to estimate the soft gluon radiation effects from the final state, we show various normalized W -pieces predictions in Fig. 4. The red dashed line denotes the W -piece prediction when we only keep the Drell-Yan like Sudakov factor, i.e. the parameters in Eq. (10) are changed as $D_1 = D_2 = 0$ and $B_1 = -\frac{3}{2}C_F \frac{\alpha_s}{\pi}$ (labelled

as ‘ W -term DY’ in Fig. 4). The dotted black (labelled as ‘ W -term cut’) and solid blue lines label the results from the W -piece including all the Sudakov factor with and without $m_{tJ} > 1$ TeV cut, respectively. It shows that the soft gluon radiation effects from final state are significant in this case, especially when we focus on the boosted kinematical phase space region where the term $\left(\ln \frac{Q^2 - m_t^2}{P_{J\perp}^2 R^2} + \ln \frac{Q^2 - m_t^2}{m_t^2}\right)$ in the Sudakov factor becomes large. Consequently, the q_{\perp} distribution peaks at a larger value.

Similar to the t -channel single top quark production, we can define the ϕ^* observable to study the soft gluon radiation effects [65, 95]. Since the ϕ^* only depends on the moving directions (not energies) of the final state jet and top quark, it might reduce the experimental uncertainties and provide a better measurement for probing the soft gluon radiation effects. The definition is,

$$\phi^* = \tan\left(\frac{\pi - \Delta\phi}{2}\right) \sin\theta_{\eta}^*, \quad (14)$$

where $\Delta\phi$ is the azimuthal angle separation in radians between the jet and top quark. The angle θ_{η}^* is defined as,

$$\cos\theta_{\eta}^* = \tanh\left[\frac{\eta_J - \eta_t}{2}\right], \quad (15)$$

where η_J and η_t are the pseudorapidities of the jet and top quark, respectively. As show in Fig. 5, the prediction of PYTHIA (black dotted line) and our resummation calculation (blue solid line; labelled as ‘Res’) are consistent with each other. However, if we only keep the Drell-Yan like Sudakov factor in the W -term, the ϕ^* tends to a smaller value (red dashed line; labelled as ‘Res-DY’ in Fig. 5). It could be understood from the W -piece prediction in Fig. 4, where the Sudakov factor from the final state soft gluon radiation would push the q_{\perp} distribution to peak at a larger q_{\perp} value. Because large q_{\perp} value corresponds to the large ϕ^* value, the final state soft gluon radiation would push the average ϕ^* value to a larger value as compared to the Drell-Yan like Sudakov factor case.

IV. PHENOMENOLOGY OF TOP-FLAVOR W' PRODUCTION

In many new physics models, extra heavy particles would favor decay into top quark and jet, e.g. the W' in top-flavor models [16–18, 96, 97] or a charged Higgs H^+ in the general two Higgs doublet models [14]. When $m_{W'}/H^+ \gg m_t$, the decayed top quark and jet are highly boosted. As we discussed in the last section, the Sudakov enhancement from the final state soft gluon radiation would become more important when top quark and jet are highly boosted. In this section, we use the Sequential Standard Model (SSM) W' as an example to discuss the final state soft gluon radiation effects on the

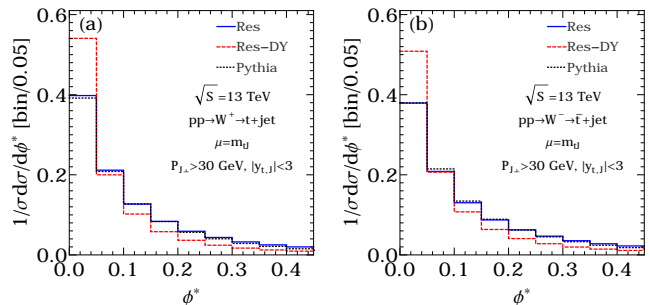


FIG. 5. The normalized distribution of ϕ^* for top quark (a) and anti-top quark (b) production at the 13 TeV LHC with $|y_{t,J}| < 3$ and $P_{J\perp} > 30$ GeV. The resummation and renormalization scales are choose as $\mu = \mu_{\text{Res}} = \mu_{\text{ren}} = m_{tJ}$. The blue solid and red dashed line represent the resummation prediction with full Sudakov factor and only Drell-Yan like Sudakov factor, respectively. The black dotted line labels the prediction from PYTHIA 8.

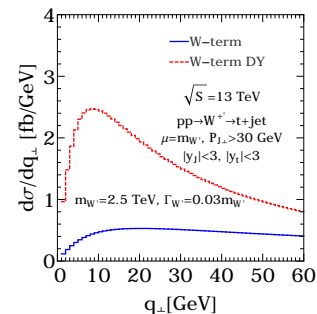


FIG. 6. The prediction for $pp \rightarrow W'^+ \rightarrow t + \text{jet}$ at the $\sqrt{S} = 13$ TeV LHC with $|y_J| < 3$, $|y_t| < 3$ and $P_{J\perp} > 30$ GeV. The red-dashed line denotes the W -piece prediction with only Drell-Yan like Sudakov factor, while the solid blue line labels the result from the W -piece with full Sudakov factor. The resummation and renormalization scales are choose as $\mu = \mu_{\text{Res}} = \mu_{\text{ren}} = m_{W'}$.

kinematical distribution of the W' . Our results can easily be extended to the general W' new physics models. The effective lagrangian related to our study is,

$$\mathcal{L} = \frac{g}{\sqrt{2}} V_{ij} \bar{q}_i \gamma_{\mu} \frac{1 - \gamma_5}{2} q_j W'^{\mu}. \quad (16)$$

The null result in the search of W' via the single top quark channel at the 13 TeV LHC by ATLAS and CMS collaborations impose a strong bound on $m_{W'}$, which should be larger than 2-3 TeV [36, 37]. In this work, we assume $m_{W'} = 2.5$ TeV and $\Gamma_{W'} = 0.03m_{W'} = 75$ GeV as our benchmark point to study the soft gluon radiation effects on the transverse momentum distribution of W' .

The W -term predictions with full Sudakov factor (blue solid line) and Drell-Yan like Sudakov factor (red-dashed line) at the 13 TeV LHC are shown in Fig. 6. Clearly, the soft gluon radiation effects from the final state jet and top quark are important for the search of heavy resonance

states in s -channel single-top processes.

V. CONCLUSION

In this work, we studied the q_{\perp} resummation effects for the s -channel single top quark production at the LHC based on the TMD factorization theorem. The large logarithm $\ln(Q^2/q_{\perp}^2)$ was resummed by renormalization group evolution at NLL accuracy. We also calculated the NLO total cross section derived from the resummation framework, while yields a slightly different result from the MCFM prediction due to the usage of narrow jet approximation in our resummation calculation. To ensure the correct NLO total cross section, we have added an additional term proportional to $H^{(0)}$ to account for the above difference in our resummation calculation. A detailed comparison between our theory calculation and

PYTHIA 8 prediction was also discussed. We find that both the total transverse momentum (q_{\perp}) and ϕ^* distributions predicted by our theory calculation agree well with the PYTHIA 8 prediction. Furthermore, the soft gluon radiation effects from the final state would change the shape of q_{\perp} or ϕ^* distribution significantly, especially when the top quark and jet are highly boosted. Finally, we discussed the soft gluon radiation effects for the production of W' or H^+ boson which subsequently decays into a pair of top quark and jet.

ACKNOWLEDGMENTS

This work was supported by the U.S. National Science Foundation under Grant No. PHY-1719914. C.-P. Yuan is also grateful for the support from the Wu-Ki Tung endowed chair in particle physics.

-
- [1] E. L. Berger, Q.-H. Cao, and I. Low, Phys. Rev. **D80**, 074020 (2009), 0907.2191.
 - [2] Q.-H. Cao and B. Yan, Phys. Rev. **D92**, 094018 (2015), 1507.06204.
 - [3] S. Dawson, Nucl. Phys. **B249**, 42 (1985).
 - [4] S. S. D. Willenbrock and D. A. Dicus, Phys. Rev. **D34**, 155 (1986).
 - [5] S. Dawson and S. S. D. Willenbrock, Nucl. Phys. **B284**, 449 (1987).
 - [6] C. P. Yuan, Phys. Rev. **D41**, 42 (1990).
 - [7] G. A. Ladinsky and C. P. Yuan, Phys. Rev. **D49**, 4415 (1994), hep-ph/9211272.
 - [8] D. O. Carlson and C. P. Yuan, Phys. Lett. **B306**, 386 (1993).
 - [9] D. O. Carlson and C. P. Yuan, in *Top Quark Workshop Ames, Iowa, May 25-26, 1995* (1995), pp. 172–177, hep-ph/9509208.
 - [10] T. M. P. Tait and C. P. Yuan, Phys. Rev. **D55**, 7300 (1997), hep-ph/9611244.
 - [11] C. S. Li, R. J. Oakes, and J. M. Yang, Phys. Rev. **D55**, 5780 (1997), hep-ph/9611455.
 - [12] C.-S. Li, R. J. Oakes, J.-M. Yang, and H.-Y. Zhou, Phys. Rev. **D57**, 2009 (1998), hep-ph/9706412.
 - [13] T. M. P. Tait and C. P. Yuan (1997), hep-ph/9710372.
 - [14] H.-J. He and C. P. Yuan, Phys. Rev. Lett. **83**, 28 (1999), hep-ph/9810367.
 - [15] T. M. P. Tait and C. P. Yuan, Phys. Rev. **D63**, 014018 (2000), hep-ph/0007298.
 - [16] E. Malkawi, T. M. P. Tait, and C. P. Yuan, Phys. Lett. **B385**, 304 (1996), hep-ph/9603349.
 - [17] K. Hsieh, K. Schmitz, J.-H. Yu, and C. P. Yuan, Phys. Rev. **D82**, 035011 (2010), 1003.3482.
 - [18] Q.-H. Cao, Z. Li, J.-H. Yu, and C. P. Yuan, Phys. Rev. **D86**, 095010 (2012), 1205.3769.
 - [19] E. Drueke, J. Nutter, R. Schwienhorst, N. Vignaroli, D. G. E. Walker, and J.-H. Yu, Phys. Rev. **D91**, 054020 (2015), 1409.7607.
 - [20] Q.-H. Cao, X. Wan, X.-p. Wang, and S.-h. Zhu, Phys. Rev. **D87**, 055022 (2013), 1301.6608.
 - [21] Q.-H. Cao, C. S. Li, and C. P. Yuan, Phys. Lett. **B668**, 24 (2008), hep-ph/0612243.
 - [22] E. L. Berger, Q.-H. Cao, C.-R. Chen, and H. Zhang, Phys. Rev. **D83**, 114026 (2011), 1103.3274.
 - [23] E. L. Berger, Q.-H. Cao, J.-H. Yu, and C. P. Yuan, Phys. Rev. **D84**, 095026 (2011), 1108.3613.
 - [24] G. L. Kane, G. A. Ladinsky, and C. P. Yuan, Phys. Rev. **D45**, 124 (1992).
 - [25] D. O. Carlson, E. Malkawi, and C. P. Yuan, Phys. Lett. **B337**, 145 (1994), hep-ph/9405277.
 - [26] C.-R. Chen, F. Larios, and C. P. Yuan, Phys. Lett. **B631**, 126 (2005), hep-ph/0503040.
 - [27] Q.-H. Cao, J. Wudka, and C. P. Yuan, Phys. Lett. **B658**, 50 (2007), 0704.2809.
 - [28] M. Fabbrichesi, M. Pinamonti, and A. Tonero, Eur. Phys. J. **C74**, 3193 (2014), 1406.5393.
 - [29] C. Bernardo, N. F. Castro, M. C. N. Fiolhais, H. Gonalves, A. G. C. Guerra, M. Oliveira, and A. Onofre, Phys. Rev. **D90**, 113007 (2014), 1408.7063.
 - [30] Q.-H. Cao, B. Yan, J.-H. Yu, and C. Zhang (2015), 1504.03785.
 - [31] A. Prasath V, R. M. Godbole, and S. D. Rindani, Eur. Phys. J. **C75**, 402 (2015), 1405.1264.
 - [32] Z. Hioki and K. Ohkuma, Phys. Lett. **B752**, 128 (2016), 1511.03437.
 - [33] C. Zhang, Phys. Rev. Lett. **116**, 162002 (2016), 1601.06163.
 - [34] J. L. Birman, F. Dliot, M. C. N. Fiolhais, A. Onofre, and C. M. Pease, Phys. Rev. **D93**, 113021 (2016), 1605.02679.
 - [35] E. Boos, V. Bunichev, L. Dudko, and M. Perfilov (2016), 1607.00505.
 - [36] A. M. Sirunyan et al. (CMS), Phys. Lett. **B777**, 39 (2018), 1708.08539.
 - [37] M. Aaboud et al. (ATLAS) (2018), 1801.07893.
 - [38] S. Zhu, Phys. Lett. **B524**, 283 (2002), [Erratum: Phys. Lett. **B537**, 351 (2002)], hep-ph/0109269.
 - [39] B. W. Harris, E. Laenen, L. Phaf, Z. Sullivan, and S. Weinzierl, Phys. Rev. **D66**, 054024 (2002), hep-ph/0207055.

- [40] Q.-H. Cao and C. P. Yuan, Phys. Rev. **D71**, 054022 (2005), hep-ph/0408180.
- [41] Q.-H. Cao, R. Schwienhorst, and C. P. Yuan, Phys. Rev. **D71**, 054023 (2005), hep-ph/0409040.
- [42] J. M. Campbell, R. K. Ellis, and F. Tramontano, Phys. Rev. **D70**, 094012 (2004), hep-ph/0408158.
- [43] Q.-H. Cao, R. Schwienhorst, J. A. Benitez, R. Brock, and C. P. Yuan, Phys. Rev. **D72**, 094027 (2005), hep-ph/0504230.
- [44] J. M. Campbell and F. Tramontano, Nucl. Phys. **B726**, 109 (2005), hep-ph/0506289.
- [45] Q.-H. Cao (2008), 0801.1539.
- [46] S. Heim, Q.-H. Cao, R. Schwienhorst, and C. P. Yuan, Phys. Rev. **D81**, 034005 (2010), 0911.0620.
- [47] J. M. Campbell, R. Frederix, F. Maltoni, and F. Tramontano, Phys. Rev. Lett. **102**, 182003 (2009), 0903.0005.
- [48] R. Schwienhorst, C. P. Yuan, C. Mueller, and Q.-H. Cao, Phys. Rev. **D83**, 034019 (2011), 1012.5132.
- [49] P. Falgari, P. Mellor, and A. Signer, Phys. Rev. **D82**, 054028 (2010), 1007.0893.
- [50] S. Frixione, E. Laenen, P. Motylinski, and B. R. Webber, JHEP **03**, 092 (2006), hep-ph/0512250.
- [51] S. Alioli, P. Nason, C. Oleari, and E. Re, JHEP **09**, 111 (2009), [Erratum: JHEP02,011(2010)], 0907.4076.
- [52] R. Frederix, E. Re, and P. Torrielli, JHEP **09**, 130 (2012), 1207.5391.
- [53] R. Frederix, S. Frixione, A. S. Papanastasiou, S. Prestel, and P. Torrielli, JHEP **06**, 027 (2016), 1603.01178.
- [54] M. Brucherseifer, F. Caola, and K. Melnikov, Phys. Lett. **B736**, 58 (2014), 1404.7116.
- [55] E. L. Berger, J. Gao, C. P. Yuan, and H. X. Zhu, Phys. Rev. **D94**, 071501 (2016), 1606.08463.
- [56] E. L. Berger, J. Gao, and H. X. Zhu (2017), 1708.09405.
- [57] Z. L. Liu and J. Gao (2018), 1807.03835.
- [58] N. Kidonakis, Phys. Rev. **D74**, 114012 (2006), hep-ph/0609287.
- [59] N. Kidonakis, Phys. Rev. **D75**, 071501 (2007), hep-ph/0701080.
- [60] N. Kidonakis, Phys. Rev. **D83**, 091503 (2011), 1103.2792.
- [61] N. Kidonakis, Phys. Rev. **D88**, 031504 (2013), 1306.3592.
- [62] N. Kidonakis, Phys. Rev. **D93**, 054022 (2016), 1510.06361.
- [63] H. X. Zhu, C. S. Li, J. Wang, and J. J. Zhang, JHEP **02**, 099 (2011), 1006.0681.
- [64] J. Wang, C. S. Li, H. X. Zhu, and J. J. Zhang (2010), 1010.4509.
- [65] Q.-H. Cao, P. Sun, B. Yan, C. P. Yuan, and F. Yuan (2018), 1801.09656.
- [66] J. C. Collins and D. E. Soper, Nucl. Phys. **B193**, 381 (1981), [Erratum: Nucl. Phys. B213,545(1983)].
- [67] J. C. Collins and D. E. Soper, Nucl. Phys. **B197**, 446 (1982).
- [68] J. C. Collins, D. E. Soper, and G. F. Sterman, Nucl. Phys. **B250**, 199 (1985).
- [69] H. X. Zhu, C. S. Li, H. T. Li, D. Y. Shao, and L. L. Yang, Phys. Rev. Lett. **110**, 082001 (2013), 1208.5774.
- [70] H. T. Li, C. S. Li, D. Y. Shao, L. L. Yang, and H. X. Zhu, Phys. Rev. **D88**, 074004 (2013), 1307.2464.
- [71] R. Zhu, P. Sun, and F. Yuan, Phys. Lett. **B727**, 474 (2013), 1309.0780.
- [72] P. Sun, C. P. Yuan, and F. Yuan, Phys. Rev. Lett. **113**, 232001 (2014), 1405.1105.
- [73] P. Sun, C. P. Yuan, and F. Yuan, Phys. Rev. **D92**, 094007 (2015), 1506.06170.
- [74] P. Sun, C. P. Yuan, and F. Yuan, Phys. Rev. Lett. **114**, 202001 (2015), 1409.4121.
- [75] P. Sun, J. Isaacson, C. P. Yuan, and F. Yuan (2016), 1602.08133.
- [76] P. Sun, C. P. Yuan, and F. Yuan, Phys. Lett. **B762**, 47 (2016), 1605.00063.
- [77] P. Sun, C. P. Yuan, and F. Yuan (2018), 1802.02980.
- [78] P. Sun, B. Yan, C. P. Yuan, and F. Yuan (2018), 1810.03804.
- [79] F. Landry, R. Brock, G. Ladinsky, and C. P. Yuan, Phys. Rev. **D63**, 013004 (2001), hep-ph/9905391.
- [80] F. Landry, R. Brock, P. M. Nadolsky, and C. P. Yuan, Phys. Rev. **D67**, 073016 (2003), hep-ph/0212159.
- [81] P. Sun, C. P. Yuan, and F. Yuan, Phys. Rev. **D88**, 054008 (2013), 1210.3432.
- [82] P. Sun, J. Isaacson, C. P. Yuan, and F. Yuan (2014), 1406.3073.
- [83] S. Catani, D. de Florian, and M. Grazzini, Nucl. Phys. **B596**, 299 (2001), hep-ph/0008184.
- [84] J. Collins, *Foundations of perturbative QCD* (Cambridge University Press, 2013), ISBN 9781107645257, 9781107645257, 9780521855334, 9781139097826, URL <http://www.cambridge.org/de/knowledge/isbn/item5756723>.
- [85] A. Mukherjee and W. Vogelsang, Phys. Rev. **D86**, 094009 (2012), 1209.1785.
- [86] M. Dasgupta and G. P. Salam, Phys. Lett. **B512**, 323 (2001), hep-ph/0104277.
- [87] M. Dasgupta and G. P. Salam, JHEP **03**, 017 (2002), hep-ph/0203009.
- [88] A. Banfi and M. Dasgupta, JHEP **01**, 027 (2004), hep-ph/0312108.
- [89] J. R. Forshaw, A. Kyrieleis, and M. H. Seymour, JHEP **08**, 059 (2006), hep-ph/0604094.
- [90] P. Sun, C. P. Yuan, and F. Yuan (2018), in preparation.
- [91] C. Balazs and C. P. Yuan, Phys. Rev. **D56**, 5558 (1997), hep-ph/9704258.
- [92] J. M. Campbell, R. K. Ellis, and W. T. Giele, Eur. Phys. J. **C75**, 246 (2015), 1503.06182.
- [93] S. Dulat, T.-J. Hou, J. Gao, M. Guzzi, J. Huston, P. Nadolsky, J. Pumplin, C. Schmidt, D. Stump, and C. P. Yuan, Phys. Rev. **D93**, 033006 (2016), 1506.07443.
- [94] T. Sjostrand, S. Mrenna, and P. Z. Skands, Comput. Phys. Commun. **178**, 852 (2008), 0710.3820.
- [95] A. Banfi, S. Redford, M. Vesterinen, P. Waller, and T. R. Wyatt, Eur. Phys. J. **C71**, 1600 (2011), 1009.1580.
- [96] X. Li and E. Ma, Phys. Rev. Lett. **47**, 1788 (1981).
- [97] H.-J. He, T. M. P. Tait, and C. P. Yuan, Phys. Rev. **D62**, 011702 (2000), hep-ph/9911266.