

Equivalence of magnetic field and particle dilution in the strange metal state of CeCoIn₅

Nikola Maksimovic,^{*} Ian M. Hayes, Sooyoung Jang, Bayan Alizadeh, and James G. Analytis^{*}

Department of Physics, University of California,

Berkeley, California 94720, USA and

Materials Science Division, Lawrence Berkeley

National Laboratory, Berkeley, California 94720, USA

Ehud Altman

Department of Physics, University of California, Berkeley, California 94720, USA

Abstract

The Bardeen-Cooper-Schrieffer mechanism for superconductivity is a triumph of the theory of many-body systems. Implicit in its formulation is the existence of long-lived (quasi)particles, originating from the electronic building blocks of the materials, which interact to form Cooper pairs that move coherently in lock-step. The challenge of unconventional superconductors is that it is not only unclear what the nature of the interactions are, but whether the familiar quasi-particles that form a superconducting condensate even exist. In this work, we reveal, by the study of applied magnetic field in electronically diluted materials, that the metallic properties of the unconventional superconductor CeCoIn₅ are determined by the degree of quantum entanglement that (Kondo) hybridizes local and itinerant electrons. This work suggests that the properties of the strange metallic state are a reflection of the disentanglement of the many-body state into the underlying electronic building blocks of the system itself.

^{*} Contact for correspondence, nikola.maksimovic@berkeley.edu or analytis@berkeley.edu

The normal state of a large class of correlated materials, including high- T_c superconductors, is often called a “strange” metal. This understates the situation somewhat, as the most notable features, a resistivity that varies linearly with temperature as $T \rightarrow 0$ and a strongly temperature dependent Hall effect, both represent significant deviations from the conventional Fermi-liquid picture of metals [1]. An origin for these anomalous properties is still to be identified, but it is thought that the key is in the proximity of these materials to a transition, known as a Mott transition, that localizes electrons. Such transitions are associated with strong correlations and often entangle degrees of freedom that are normally independent in the conventional picture, and this can be revealed by the coupled response to distinct kinds of perturbations, for example, doping and pressure [2–4]. Recently, this type of coupled response was extended to strange metal transport in an iron-pnictide high- T_c compound as a function of magnetic field and temperature [5]. In this study, we reveal a simple connection between the effect of an applied field and that of doping on the magnetotransport in CeCoIn_5 , suggesting that the origin of the anomalous transport properties of the strange metal arise directly from the degree of entanglement between local and itinerant electrons.

Heavy fermion materials such as CeCoIn_5 are composed of a lattice of $4f$ -electrons from the Ce ion, embedded in a sea of conduction (c -)electrons. The dominant interactions in the system have opposing tendencies; Mott-like localization of the f -electrons favoring magnetic order on the one hand [6], and on the other hand Kondo-driven hybridization of the c/f electrons, favoring f -electron delocalization and the formation of a heavy Kondo hybridized band [7]. A number of experiments have suggested this system is nearly localized, and that the hybridized band is not fully formed [8–13]. This proximity to Mott-like localization of $4f$ -electrons may be the origin for both the strange metal behavior and the superconducting ground state [9, 10, 13, 14], but precisely how these are connected remains an outstanding challenge.

We employ two distinct particle dilution methods: reduction of the f -electron population by replacing Ce with La, and reduction of conduction electron population by replacing it with non-magnetic Cd or Zn [15, 16]. Our primary result is that conduction-site hole-doping (cadmium or zinc) acts as a large effective magnetic field in the magnetotransport response of the strange metal, yet has almost no effect on the superconducting transition temperature. By contrast, lanthanum doping strongly suppresses superconductivity, but has a negligible effect on the magnetotransport properties at comparable concentrations. We argue that

these findings strongly suggest that the origin of the strange metal behavior is in the degree of Kondo entanglement as a function of temperature.

CeCoIn₅ displays a linear-in-T resistivity starting at about 20K accompanying the gradual onset of f/c hybridization with decreasing temperature [17–20]. (Fig. 1 (a,b)) With increasing doping of each type, the zero-field resistivity curve shifts vertically by a constant residual due to static disorder introduced by dopant impurities (Fig. 1 (d)) [21]; the shape of $\rho(T)$ also changes slightly with doping. Notably, the superconducting transition temperature is most strongly affected by lanthanum doping (Fig. 1 (e)).

FIGURES

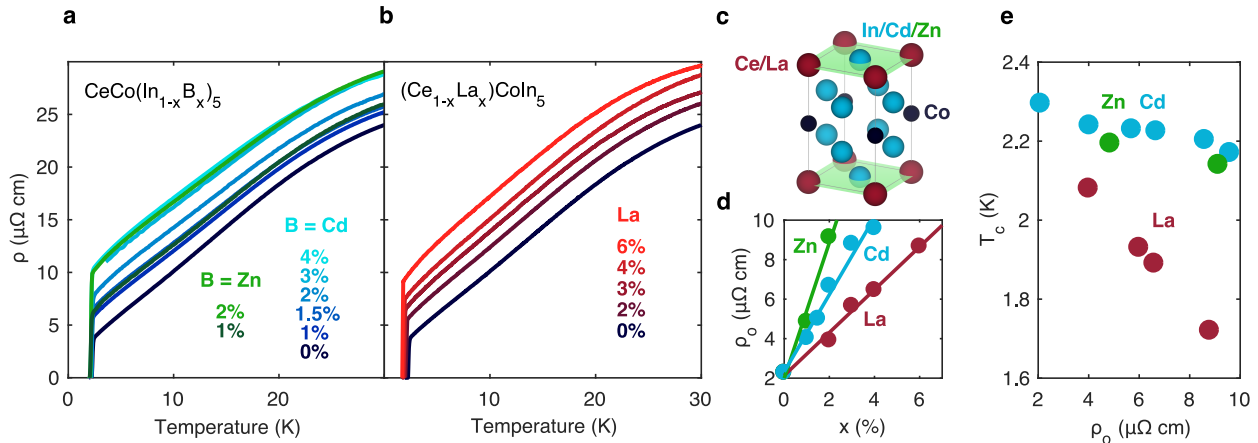


FIG. 1. Transport and superconductivity as a function of doping. (a,b) Resistivity versus temperature at zero applied magnetic field for cadmium/zinc doped samples (blue/green), and lanthanum doped samples (red) respectively. (c) Tetragonal crystal structure of CeCoIn₅ consisting of stacked CeIn₃ planes, highlighted by light green isosurfaces, separated by layers composed of cobalt and indium. (d) Residual resistivity, extracted using a linear fit to $\rho(T)$ over the 9-14K temperature range. (e) Superconducting transition temperature versus residual resistivity for each doped sample.

The magnetic susceptibility can be used as a measure of the degree of Kondo compensation. Partially unquenched local $4f$ -moments contribute a magnetic response depending on the degree of Kondo screening [11, 20].

In this material, $\chi(T)$ begins to saturate near the Kondo coherence temperature ($T_{coh} \approx 45K$) [17], where Kondo screening onsets (Fig. 2). The intrinsic $4f$ susceptibility contribu-

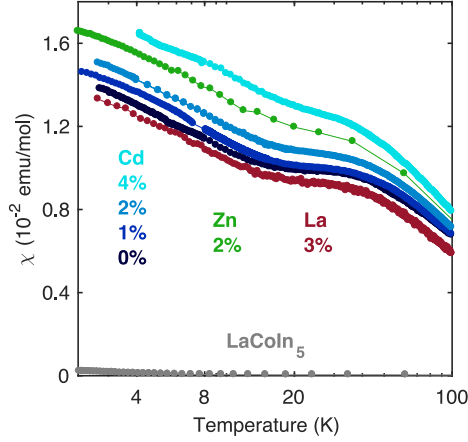


FIG. 2. **Magnetization of doped samples measured in 50mT** ($\chi = M/H$) along the c -axis for LaCoIn_5 and various doped samples of CeCoIn_5 .

tion in the presence of Kondo compensation can be extracted using χ below the onset of coherence [20]. From our data, this $4f$ contribution increases monotonically with conduction-site hole doping (Fig. 2). This indicates that the mean-field hybridization is weakened by conduction-site hole-doping, in agreement with previous literature [11, 12]. Correspondingly, $4f$ dilution decreases susceptibility overall. We note that the low-T paramagnetic tail is largely unaffected by dilute doping other than a temperature-independent shift.

We now turn to the effect of particle dilution on transport. In the high-temperature limit (where f -electrons do not participate in the Fermi surface [9]), R_H in CeCoIn_5 roughly coincides with that of LaCoIn_5 , and is independent of magnetic field [8, 22]; therefore, before Kondo hybridization occurs on an appreciable scale, R_H is approximately consistent with the band structure absent f -electrons. Starting near the coherence temperature where f -electrons begin to appreciably hybridize with conduction electrons, the zero-field R_H remains electron-like, but is strongly enhanced an order of magnitude above that of LaCoIn_5 (Fig. 3 (a,b,c)). Interestingly, this anomalous temperature-dependence in R_H is similar to what is observed in other strange metals [23–27].

In Fig. 3, we plot the Hall effect as a function of temperature for different compositions and magnetic fields. R_H in pristine CeCoIn_5 is strongly field-dependent, and at high-fields approaches the non-interacting, temperature-independent value of LaCoIn_5 (Fig. 3 (a,d)). For dilute lanthanum doping, there are only small changes in the temperature or field dependence of R_H (Fig. 3 (a)). In contrast, cadmium and zinc doping have a strong effect on both

the temperature and field dependence of R_H , systematically decreasing R_H and driving the system towards the non-interacting, temperature-independent value (Fig. 3 (b,c,d)). Interestingly, the effect of doping directly parallels that of magnetic field over a broad temperature range. The data in doped samples can be mapped onto the field-dependence of the pristine sample with a simple rigid shift in magnetic field, which we label $\Delta(x)$. Symbolically, we write

$$R_H(T, B, x) = R_H(T, B + \Delta(x), 0) \quad (1)$$

(Fig. 3 (d) inset) For both cadmium and zinc dopants, Δ is a single function of the residual resistivity, which can be used as a measure of the concentration of dopants [21]. Thus, the magnetic field shift, Δ , is approximately linearly proportional to the concentration of incorporated hole-dopants of the conduction sea. (Note that previous alloying studies using zinc and cadmium on CeCoIn_5 observe a higher concentration of zinc flux than cadmium flux incorporates into the crystals, equal to about 10% (for cadmium) and 20% (for zinc) of the nominal concentration [15, 16]). Δ is unlikely to be the result of a lattice constant effect; one would expect a different function of Δ versus the residual resistivity for cadmium and zinc, as the residual is only proportional to the concentration of defects [21]. This is consistent with a previous cadmium alloying study on this compound, which concludes that the primary effect of this type of doping is likely electronic rather than structural [15].

From a transport perspective, conduction-site hole-doping rigidly shifts along the field axis of the B-T phase diagram. Fig. 4 summarizes our results, illustrating the application of the Δ -shift rule to the Hall effect (Fig. 4 (a)) and the magnetoresistance (Fig. 4 (b)). The magnitude of Δ has no correlation to T_c (Fig. 1 (e)); even though conduction-site dopants elicit a strong response in strange metal transport, the pairing mechanism is largely unaffected. In fact, while there is a negligible effect on T_c as a function of conduction-site doping where the Δ -shift rule applies, there is a strong suppression of T_c as a function of local moment (lanthanum) doping. In the latter, the suppression of T_c is approximately linear, as expected for large-angle (short wavelength) scattering [28] in the Abrikosov-Gorkov model [10, 18, 29, 30]. The change in residual resistivity is comparable for dopants on both local moment and conduction sites, suggesting that the latter has a long-wavelength effect.

Notably, the Δ -shift rule applies to the diagonal magnetoresistance with the same parameter Δ as for the Hall coefficient (see supplement Fig. 2S (b,c)); algebraically, band mobility enters in a complicated way in the Hall and transverse channels of a multi-band system (having both additive and multiplicative components) [31]. This makes it impossible

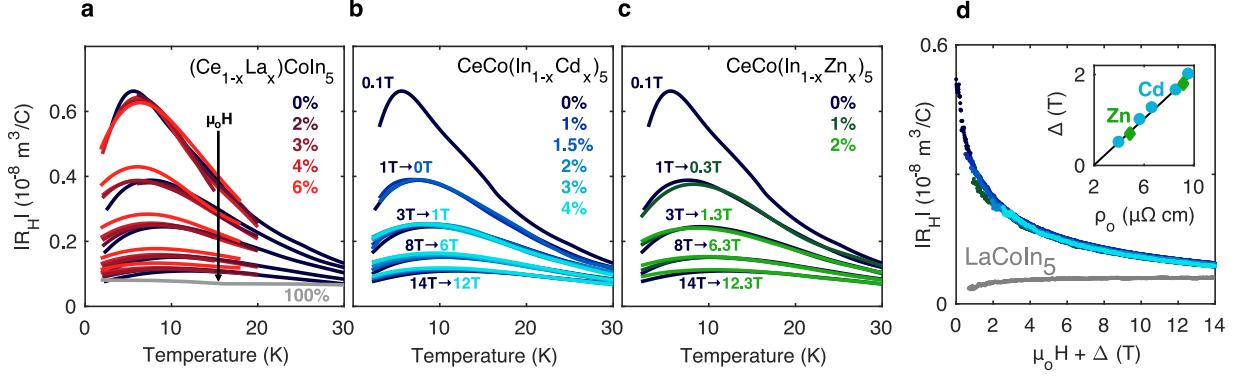


FIG. 3. **Temperature and field dependence of the Hall coefficient.** $R_H (= \rho_{xy}/B)$ measured at various fixed fields in (a) La-doped CeCoIn_5 at applied fields of 0.1, 1, 3, 8, 14T. For LaCoIn_5 (grey line), only the 14T curve is shown. (b,c) $|R_H|$ for Cd-doped and Zn-doped CeCoIn_5 . Curves are labeled by the range of applied magnetic fields for different doping concentrations. For example, the 3T \rightarrow 1T curve in (b) contains data for 0%, 1%, 1.5%, 2%, 3%, 4% cadmium-doped samples measured with applied fields of 3T, 2.5T, 2T, 1.6T, 1.4T, and 1T respectively — all of these align to the same curve. (d) Field-dependence of the Hall coefficient at a characteristic temperature (10K), containing data for the zinc and cadmium doped samples with the same color scheme as the other panels, as well as $R_H(B)$ in LaCoIn_5 (grey line). When shifted by the doping-dependent constant Δ , the field-dependence of R_H in Cd/Zn-doped samples aligns to the same curve. Inset shows $\Delta(x)$ is a single function of the residual resistivity induced by either cadmium or zinc dopants.

to capture the observed dependence with a modified f/c mobility and/or carrier number that is independent of B field.

In interpreting the Δ -shift of the Hall effect, we consider the equivalence between B -field and conduction electron dilution in this material. LaCoIn_5 has the same band structure without f -electrons, but has a largely field and temperature independent Hall effect (Fig. 3 (a,d)). Note that magnetic field and conduction-site hole-doping equivalently drive the system towards the R_H of LaCoIn_5 . Comparing R_H in LaCoIn_5 to that of CeCoIn_5 , it is clear that the Hall coefficient is strongly affected by f/c -hybridization below the coherence temperature (Fig. 3 (a,d)), though the mechanism of this enhancement is still an open question. Magnetic field gradually eliminates hybridization through the Zeeman interaction [20], thereby driving R_H towards that of LaCoIn_5 (Fig. 3 (d)). Similarly, decreasing conduction electron density reduces the strength of mean field Kondo coupling (see, e.g. [32]). This is consistent with the observed increase in magnetic susceptibility (Fig. 2) [11, 20]. Even

at dilute doping levels, small changes in the Kondo coupling constant (J_K) or density of states (g) can significantly affect the strength of Kondo hybridization due to the exponential dependence ($\sim \exp(-1/(gJ_K))$). In fact, the roughly linear dependence of $\Delta(x)$ likely reflects the linear response of the Kondo coupling to magnetic field [20], and the first-order linear response to conduction electron dilution. These facts suggest that the temperature-dependence of the Hall coefficient is a direct measure of the strength of mean field Kondo hybridization, which can be weakened with either external B -field or decreased conduction electron density.

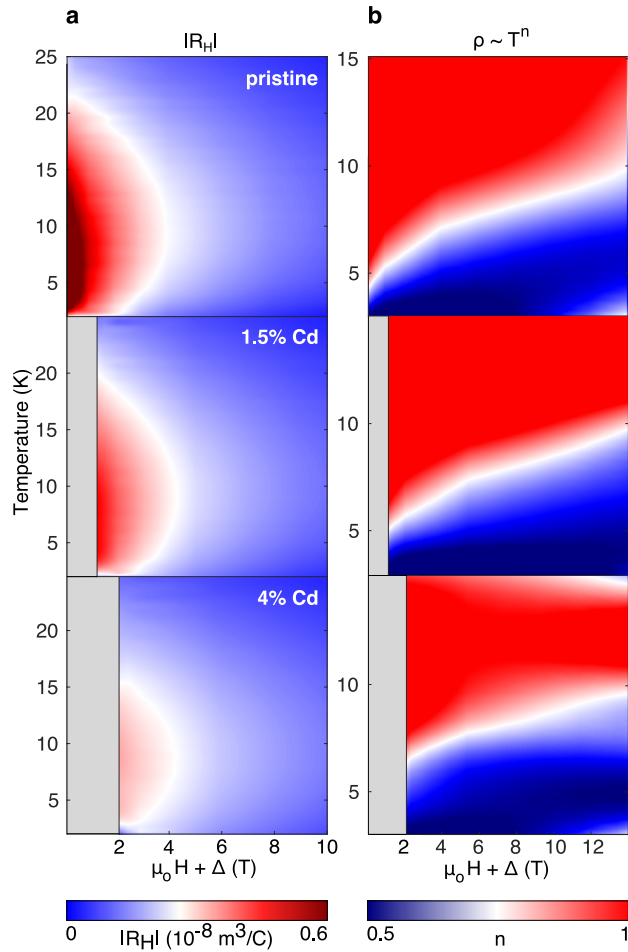


FIG. 4. **Colomaps of the transport properties as a function of field and temperature.**(a) Color plot of the magnitude of the Hall coefficient as a function of temperature and magnetic field — shifted horizontally by Δ in doped samples. (b) Exponent of the temperature-dependence of resistivity, extracted using a least-square power law fit to a 0.5K rolling temperature window to $\rho(T)$ at fixed applied fields. The red ($n = 1$) region is the T-linear strange metal regime.

We now turn to the resistivity, perhaps the most notable of the strange metal phenomena.

The Δ -shift in the MR applies to the strange metal temperature range ($< 20K$), where T-linearity onsets in the pristine sample (Fig. 1 (a)). The equivalent Δ -shift of the resistivity and Hall coefficient provides evidence that the entire resistivity tensor in the strange metal is the consequence of a single underlying mechanism. Namely, strange metal transport in this compound is a direct measure of the strength of Kondo entanglement over a broad temperature range and is irrespective of the process by which the state is disentangled (applied B -field or particle dilution). In light of this finding, the most pressing open problem is a precise description of how the many-body hybridized state develops as temperature decreases below the coherence temperature [14, 33]. This study shows that the transport relaxation of the strange metal is determined directly by the temperature-dependent evolution of this entangled state.

ACKNOWLEDGEMENTS

We would like to thank Snir Gazit, Chandra Varma, and Piers Coleman for helpful discussions. This work is supported by the Gordon and Betty Moore Foundations EPiQS Initiative through Grant GBMF4374, and by the Office of Naval Research under the Electrical Sensors and Network Research Division, Award No. N00014-15-1-2674.

AUTHOR CONTRIBUTIONS

N.M., B.A., and S.J. grew the crystals used in the experiments. N.M. and I.M.H. performed the transport and magnetization measurements. N.M., E.A. and J.G.A. wrote the manuscript.

-
- [1] L D Landau, “The Theory of a Fermi Liquid,” *Tekhnika Experimenta Phys. Rev. Phys. Rev. J. Exptl. Theoret. Phys. (U.S.S.R.)* **1**, 1058–1064 (1956).
- [2] Lina E. Klintberg, Swee K. Goh, Shigeru Kasahara, Yusuke Nakai, Kenji Ishida, Michael Sutherland, Takasada Shibauchi, Yuji Matsuda, and Takahito Terashima, “Chemical Pressure and Physical Pressure in BaFe_2As_2 ,” *Journal of the Physical Society of Japan* **79**, 123706 (2010).
- [3] L. Mendonça Ferreira, T. Park, V. Sidorov, M. Nicklas, E. M. Bittar, R. Lora-Serrano, E. N. Hering, S. M. Ramos, M. B. Fontes, E. Baggio-Saitovich, Hanoh Lee, J. L. Sarrao, J. D. Thompson, and P. G. Pagliuso, “Tuning the Pressure-Induced Superconducting Phase in Doped CeRhIn_5 ,” *Physical Review Letters* **101**, 017005 (2008).
- [4] S. Seo, E. Park, E.D. Bauer, F. Ronning, J.N. Kim, J.-H. Shim, J.D. Thompson, and Tuson Park, “Controlling superconductivity by tunable quantum critical points,” *Nature Communications* **6**, 6433 (2015).
- [5] Ian M. Hayes, Ross D. McDonald, Nicholas P. Breznay, Toni Helm, Philip J. W. Moll, Mark Wartenbe, Arkady Shekhter, and James G. Analytis, “Scaling between magnetic field and temperature in the high-temperature superconductor $\text{BaFe}_2(\text{As}_{1-x}\text{P}_x)_2$,” *Nature Physics* **12**, 916–919 (2016).
- [6] A. Koitzsch, S. V. Borisenko, D. Inosov, J. Geck, V. B. Zabolotnyy, H. Shiozawa, M. Knupfer, J. Fink, B. Büchner, E. D. Bauer, J. L. Sarrao, and R. Follath, “Hybridization effects in CeCoIn_5 observed by angle-resolved photoemission,” *Physical Review B* **77**, 155128 (2008).
- [7] S. Doniach, “Phase Diagram for the Kondo Lattice,” in *Valence Instabilities and Related Narrow-Band Phenomena* (Springer US, Boston, MA, 1977).
- [8] Y. Nakajima, H. Shishido, K. Izawa, Y. Matsuda, H. Kontani, K. Behnia, H. Hedo, Y. Uwatoko, T. Matsumoto, R. Settai, and Y. Onuki, “Unusual Hall effect in quasi two-dimensional strongly correlated metal CeCoIn_5 ,” *Physica C: Superconductivity and its Applications* **460-462**, 680–681 (2007).
- [9] Q. Y. Chen, D. F. Xu, X. H. Niu, J. Jiang, R. Peng, H. C. Xu, C. H. P. Wen, Z. F. Ding, K. Huang, L. Shu, Y. J. Zhang, H. Lee, V. N. Strocov, M. Shi, F. Bisti, T. Schmitt, Y. B. Huang, P. Dudin, X. C. Lai, S. Kirchner, H. Q. Yuan, and D. L. Feng, “Direct observation of how the heavy-fermion state develops in CeCoIn_5 ,” *Physical Review B* **96**, 045107 (2017).

- [10] John S Van Dyke, Freek Masee, Milan P Allan, J C Séamus Davis, Cedomir Petrovic, and Dirk K Morr, “Direct evidence for a magnetic f-electron-mediated pairing mechanism of heavy-fermion superconductivity in CeCoIn₅.” *Proceedings of the National Academy of Sciences of the United States of America* **111**, 11663–7 (2014).
- [11] D. Meyer and W. Nolting, “Kondo screening and exhaustion in the periodic Anderson model,” *Physical Review B* **61**, 13465–13472 (2000).
- [12] C. Pépin, “Kondo Breakdown as a Selective Mott Transition in the Anderson Lattice,” *Physical Review Letters* **98**, 206401 (2007).
- [13] Frank Steglich and Steffen Wirth, “Foundations of heavy-fermion superconductivity: lattice Kondo effect and Mott physics,” *Reports on Progress in Physics* **79**, 084502 (2016).
- [14] Satoru Nakatsuji, David Pines, and Zachary Fisk, “Two Fluid Description of the Kondo Lattice,” *Physical Review Letters* **92**, 016401 (2004).
- [15] L. D. Pham, Tuson Park, S. Maquilon, J. D. Thompson, and Z. Fisk, “Reversible Tuning of the Heavy-Fermion Ground State in CeCoIn₅,” *Physical Review Letters* **97**, 056404 (2006).
- [16] Makoto Yokoyama, Kenji Fujimura, Sara Ishikawa, Masashi Kimura, Takeshi Hasegawa, Ikuto Kawasaki, Kenichi Tenya, Yohei Kono, and Toshiro Sakakibara, “Possible Evolution of Antiferromagnetism in Zn-Doped Heavy-Fermion Superconductor CeCoIn₅,” *Journal of the Physical Society of Japan* **83**, 033706 (2014).
- [17] C Petrovic, P G Pagliuso, M F Hundley, R Movshovich, J L Sarrao, J D Thompson, Z Fisk, and P Monthoux, “Heavy-fermion superconductivity in CeCoIn₅ at 2.3 K,” *J. Phys.: Condens. Matter* **13**, 337–342 (2001).
- [18] Brian B. Zhou, Shashank Misra, Eduardo H. da Silva Neto, Pegor Aynajian, Ryan E. Baumbach, J. D. Thompson, Eric D. Bauer, and Ali Yazdani, “Visualizing nodal heavy fermion superconductivity in CeCoIn₅,” *Nature Physics* **9**, 474–479 (2013).
- [19] R. Movshovich, A. Bianchi, M. Jaime, M.F. Hundley, J.D. Thompson, N. Curro, P.C. Hammel, Z. Fisk, P.G. Pagliuso, and J.L. Sarrao, “Unconventional superconductivity in CeIrIn₅ and CeCoIn₅,” *Physica B: Condensed Matter* **312-313**, 7–12 (2002).
- [20] A. C. (Alexander Cyril) Hewson, *The Kondo problem to heavy fermions* (Cambridge University Press, 1997).
- [21] Neil W. Ashcroft and N. David. Mermin, *Solid state physics* (Holt, Rinehart and Winston, 1976).

- [22] M. F. Hundley, A. Malinowski, P. G. Pagliuso, J. L. Sarrao, and J. D. Thompson, “Anomalous f -electron Hall effect in the heavy-fermion system Ce T In_5 ($T = \text{Co}, \text{Ir}, \text{or Rh}$),” *Physical Review B* **70**, 035113 (2004).
- [23] M. Abdel-Jawad, J. G. Analytis, L. Balicas, A. Carrington, J. P. H. Charmant, M. M. J. French, and N. E. Hussey, “Correlation between the Superconducting Transition Temperature and Anisotropic Quasiparticle Scattering in $\text{Tl}_2\text{Ba}_2\text{CuO}_{6+\delta}$,” *Physical Review Letters* **99**, 107002 (2007).
- [24] E. C. T. O’Farrell, Y. Matsumoto, and S. Nakatsuji, “Evolution of c f Hybridization and Two-Component Hall Effect in β YbAlB_4 ,” *Physical Review Letters* **109**, 176405 (2012).
- [25] J.P. Sun, G.Z. Ye, P. Shahi, J.-Q. Yan, K. Matsuura, H. Kontani, G.M. Zhang, Q. Zhou, B.C. Sales, T. Shibauchi, Y. Uwatoko, D.J. Singh, and J.-G. Cheng, “High- T_c Superconductivity in FeSe at High Pressure: Dominant Hole Carriers and Enhanced Spin Fluctuations,” *Physical Review Letters* **118**, 147004 (2017).
- [26] A.W. Tyler and A.P. Mackenzie, “Hall effect of single layer, tetragonal $\text{Tl}_2\text{Ba}_2\text{CuO}_{6+\delta}$ near optimal doping,” *Physica C: Superconductivity* **282-287**, 1185–1186 (1997).
- [27] Louis Taillefer, “Fermi surface reconstruction in high- T_c superconductors,” *Journal of Physics: Condensed Matter* **21**, 164212 (2009).
- [28] Mohammad H Hamidian, Andrew R Schmidt, Inês A Firmo, Milan P Allan, Phelim Bradley, Jim D Garrett, Travis J Williams, Graeme M Luke, Yonatan Dubi, Alexander V Balatsky, and J C Davis, “How Kondo-holes create intense nanoscale heavy-fermion hybridization disorder.” *Proceedings of the National Academy of Sciences of the United States of America* **108**, 18233–7 (2011).
- [29] A. Abrikosov and L. P. Gorkov, *Methods of quantum field theory in statistical physics* (Dover Publications, 1975).
- [30] C. Petrovic, S. L. Bud’ko, V. G. Kogan, and P. C. Canfield, “Effects of La substitution on the superconducting state of CeCoIn_5 ,” *Physical Review B* **66**, 054534 (2002).
- [31] A. B. Pippard, *Magnetoresistance in metals* (Cambridge University Press, 2009).
- [32] Jonathan Ruhman, Arjun Joshua, Shahal Ilani, and Ehud Altman, “Competition between kondo screening and magnetism at the $\text{LaAlO}_3/\text{SrTiO}_3$ interface,” *Physical Review B* **90**, 125123 (2014).
- [33] Johnpierre Paglione, T. A. Sayles, P.-C. Ho, J. R. Jeffries, and M. B. Maple, “Incoherent non-Fermi-liquid scattering in a Kondo lattice,” *Nature Physics* **3**, 703–706 (2007).

- [34] Y. Kasahara, Y. Nakajima, K. Izawa, Y. Matsuda, K. Behnia, H. Shishido, R. Settai, and Y. Onuki, “Anomalous quasiparticle transport in the superconducting state of CeCoIn₅,” *Physical Review B* **72**, 214515 (2005).
- [35] Johnpierre Paglione, M. A. Tanatar, D. G. Hawthorn, Etienne Boaknin, R. W. Hill, F. Ronning, M. Sutherland, Louis Taillefer, C. Petrovic, and P. C. Canfield, “Field-Induced Quantum Critical Point in CeCoIn₅,” *Physical Review Letters* **91**, 246405 (2003).
- [36] Fusayoshi J. Ohkawa, “Magnetoresistance of Kondo lattices,” *Physical Review Letters* **64**, 2300–2303 (1990).
- [37] Chun Chen, Zheng-Zhong Li, and Wang Xu, “Magneto-transport properties of heavy-fermion systems,” *Journal of Physics: Condensed Matter* **5**, 95–104 (1993).
- [38] P. Coleman, P. W. Anderson, and T. V. Ramakrishnan, “Theory for the anomalous Hall constant of mixed-valence systems,” *Physical Review Letters* **55**, 414–417 (1985).

SUPPLEMENT FOR “EQUIVALENCE OF MAGNETIC FIELD AND PARTICLE DILUTION IN THE STRANGE METAL STATE OF CeCoIn_5 ”

S1 METHODS

Single crystals of CeCoIn_5 were grown by an indium self-flux described elsewhere [17] with a nominal concentration of indium flux replaced by cadmium or zinc, or a nominal concentration of cerium replaced by lanthanum [15–17]. Hall bar devices were prepared by mechanically thinning single crystals along the crystallographic c -axis to $<50 \mu\text{m}$ thickness and attaching gold wires with EpoTek EE129 on gold-sputtered pads. Transverse and Hall resistivity in the ab -plane were measured using the standard lockin technique with current excitations between 1-3 mA and magnetic field directed along the crystallographic c -axis in a 14T Quantum Design PPMS. Transverse (Hall) resistance was (anti)symmetrized with respect to field polarity. Volume magnetization was measured with a SQUID magnetometer.

Samples are labeled by nominal concentration throughout. Systematic increases in doping concentration in each case were confirmed by a combination of microprobe measurements and a resistive measurement of the superconducting transition temperature in accordance with established literature values [15, 16, 34]. The concentration of cadmium or zinc dopant inclusions was found to be significantly lower than the nominal concentration in the flux, agreeing with previous Cd or Zn alloying studies on CeCoIn_5 [15, 16]. Doping homogeneity was confirmed by microprobe measurements. Higher doping concentrations (10%, 20%) were grown for the cadmium and lanthanum doping series and confirmed by microprobe analysis to lie within the solubility limit.

S2 MAGNETORESISTANCE

(Fig. 2S (a,b)) CeCoIn_5 shows a complicated magnetoresistance (MR), which even in the pristine sample likely reflects the effect of magnetic field on correlations rather than semiclassical Lorentz orbits of quasiparticles [35]. An MR peak can occur in heavy-fermion systems; however, the position of the peak in magnetic field is expected to move to higher fields as the strength of the Kondo condensate increases when temperature is lowered [36, 37]. By contrast, when CeCoIn_5 displays a T-linear zero-field resistivity, the peak MR field decreases linearly with decreasing temperature [35]. This MR peak as a function of temperature has been attributed in the literature to the delocalization of Kondo particles [14,

35].

The MR peak stays at the same field with La-doping, but moves to lower field with increasing Cd/Zn doping (Fig. 2S (a,b)). The same Δ -rule we found for R_H applies to the transverse MR (Fig. 2S (c,d)). The peak in $\Delta\rho(T)$ at a fixed magnetic field corresponds to a transition from linear-in-T resistivity at moderate temperature to sublinear at low temperature (Fig. 2S (c,d)). Even in the presence of this crossover between scattering regimes, the Δ -shift rule quantitatively holds over about a decade in temperature.

S3 SKEW-SCATTERING CONSIDERATIONS

Skew-scattering mechanisms, which frequently appear in Kondo systems, may seem like natural candidates for understanding our data. While such processes are invariably changing with field or the ratio of f/c electrons, they are likely negligible for the following reasons. Conventional skew-scattering for Kondo systems should be strongest at the coherence temperature [38], whereas our data show that in this material R_H is most strongly enhanced well below the coherence temperature. Moreover, the Hall number does not appear to be related to the magnetization in a simple way (supplement Fig. 1S). For example, La/Ce substitution reduces the number of f -electron spins, as evidenced by the decrease in the susceptibility (Fig. 2) and thus should suppress (skew) spin-scattering from f -electrons. In contrast, our data shows that f -electron dilution has a negligible effect on the Hall coefficient (Fig. 3 (a)). This conclusion agrees with previous studies that detail the absence of skew-scattering in this material [8, 20].

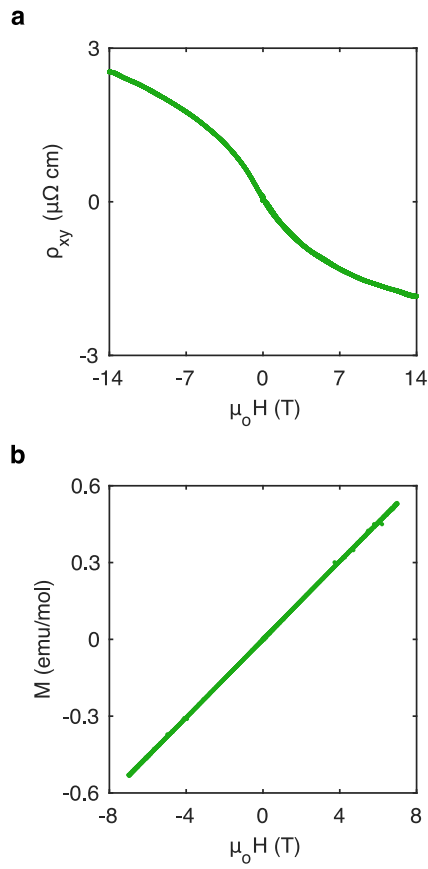


FIG. 1S. (a) Hall effect and (b) Magnetization in a representative 2% Zn-doped sample at 10 K, including up and down field sweeps. Magnetization is linear in applied field, and neither quantity shows hysteresis.

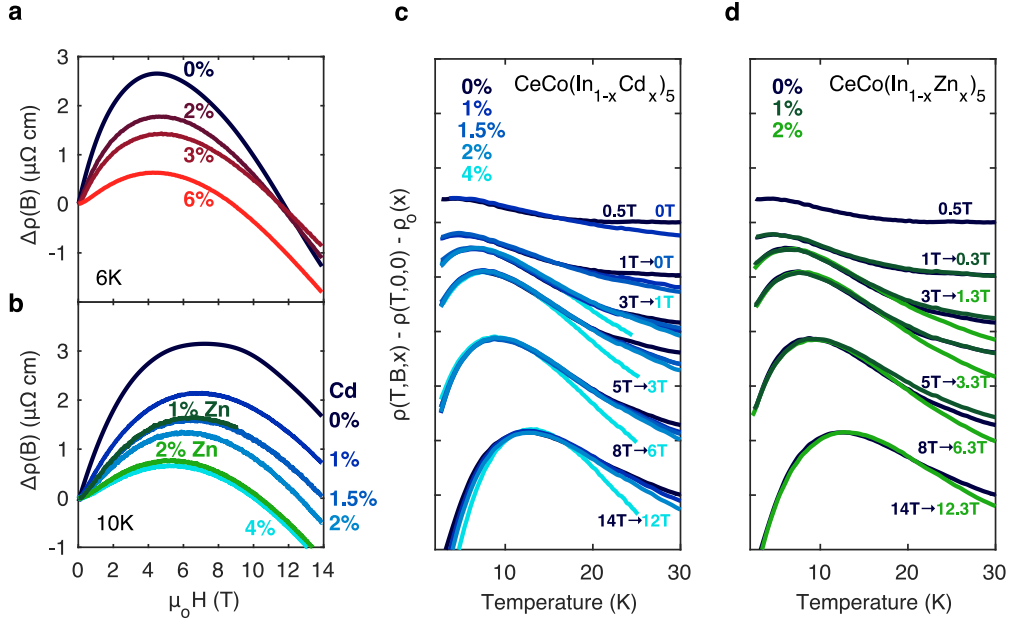


FIG. 2S. (a) Magnetoresistance in lanthanum-doped samples at a representative temperature. (b) Magnetoresistance in cadmium-doped (blue) and zinc-doped (green) samples at 10K. (c,d) Change in $\rho(T)$ as a function of magnetic field and (c) cadmium doping and (d) zinc doping, illustrating deviations from the zero-field, zero-doping T-linear normal state. In addition, the doping-dependent residual, a constant for each sample, was subtracted from the resistivity to eliminate the contribution of elastic impurity scattering. Each set of curves is labeled by the range of applied fields, and offset vertically downwards for clarity. The doped samples in each set merge together under about 20K.