

Impact of Plasma Instability on Constraint of the Intergalactic Magnetic Field

DAHAI YAN,^{1,2} JIANENG ZHOU,³ PENGFEI ZHANG,⁴ QIANQIAN ZHU,⁵ AND JIANCHENG WANG^{1,2}

¹Key Laboratory for the Structure and Evolution of Celestial Objects, Yunnan Observatory, Chinese Academy of Sciences, Kunming 650011, China; yandahai@ynao.ac.cn

²Center for Astronomical Mega-Science, Chinese Academy of Sciences, 20A Datun Road, Chaoyang District, Beijing 100012, China

³Shanghai Astronomical Observatory, Chinese Academy of Sciences, 80 Nandan Road, Shanghai 200030, China; zjn@shao.ac.cn

⁴Department of Astronomy, Yunnan University, Kunming 650091, China; zhangpengfee@pmo.ac.cn

⁵Department of General Studies, Nanchang Institute of Science & Technology, Nanchang 330108, China

ABSTRACT

A relativistic electron-positron pair beam can be produced in the interaction of TeV photons from a blazar with the extragalactic background light (EBL). The relativistic e^\pm pairs would loss energy through inverse-Compton scattering (ICS) photons of cosmic microwave background (CMB) or plasma instabilities. The dominant energy-loss process is under debate. Based on the assumption that the dominant energy-loss process is ICS, the resulted cascade GeV radiation is usually used to constrain the intergalactic magnetic field (IGMF). Here, we include the energy-loss due to plasma oblique instability in the calculation of cascade gamma-ray flux, and investigate the impact of the plasma instability on the constraint of IGMF. The up-to-date GeV data and archival TeV data of the blazar 1ES 0229+200 are used. The results indicate that even if the oblique instability cooling is dominating over ICS cooling, the cascade flux could be still used to constrain the IGMF. It is found that with the ratio between the cooling rates of the oblique instability and the ICS varying from 0.1, 1 to 10, the lower limit of the IGMF putted by the cascade flux and the gamma-ray data changes from 8×10^{-18} G, 5×10^{-18} G to 10^{-18} G. If the ratio between the two cooling rates is 30, the estimate of IGMF based on the cascade flux is invalid.

Keywords: galaxies: jets - gamma rays: galaxies - radiation mechanisms: non-thermal - BL Lacertae objects: individual (1ES 0229+200)

1. INTRODUCTION

Extragalactic TeV sky is dominated by blazars. TeV photons from blazars interact with photons of the extragalactic background light (EBL) to create e^\pm pairs. These pairs are relativistic with the Lorentz factors of $\gamma \sim 10^6 - 10^7$.

It is usually assumed that the dominant energy-loss process of the pairs is inverse-Compton scattering (ICS) photons of cosmic microwave background (CMB) to produce secondary cascade GeV emissions (e.g., Aharonian et al. 1994; Dai et al. 2002; Fan et al. 2004). The intergalactic magnetic field (IGMF) can deflect these e^\pm pairs, and then modulate the secondary GeV emissions. Therefore, gamma-ray astronomy is thought to provide a useful probe to the IGMF through investigations on cascade-radiation spectra of blazars (e.g., Neronov & Vovk 2010; Tavecchio et al. 2010; Taylor et al. 2011; Dermer et al. 2011; Finke et al. 2015), cascade-radiation contribution to extragalactic diffuse gamma-ray background (EGRB) (e.g., Yan et al. 2012; Venters & Pavli-

dou 2013), and gamma-ray halos (e.g., Elyiv et al. 2009; Ackermann et al. 2013, 2018; Chen et al. 2015).

However, it was recently proposed that as the blazar-induced pair beam moves through the intergalactic medium (IGM), plasma instabilities would be triggered (e.g., Bret 2009). As a result, the energy-loss of the pairs would be dominated by plasma instabilities, thereby suppressing ICS (e.g., Broderick et al. 2012). In this case, the kinetic energy of the pairs are efficiently converted into heat in the IGM, rather than GeV radiations. This would rewrite thermal history of the IGM (e.g., Chang et al. 2012; Pfrommer et al. 2012). Broderick et al. (2012) argued that the measurements of the IGMF through gamma-ray emissions would be invalidated in this situation.

So far, the fate of the pairs evolution is still under debate (e.g., Schlickeiser et al. 2012a,b, 2013; Miniati & Elyiv 2013; Chang et al. 2014; Sironi & Giannios 2014; Kempf et al. 2016; Shalaby et al. 2018; Vafin et al. 2018). These authors studied plasma instabilities through an-

alytical methods and particle-in-cell (PIC) simulations. In this work, we aim to investigate the impact of the plasma instabilities on measurement of IGMF.

This paper is organized as follows: In Section 2, we show results of *Fermi*-LAT data analysis for 1ES 0229+200. In Section 3, we give our main results. Conclusions are given in Section 4.

2. FERMI-LAT DATA ANALYSIS

The TeV blazar 1ES 0229+200, at redshift $z = 0.1396$, was observed with HESS in 2006 and 2007 (Aharonian et al. 2007) and VERITAS in 2009 - 2012 (Aliu et al. 2014). No significant variability is found in its TeV observations. The observed TeV emissions extend to ~ 10 TeV, and the TeV spectrum is hard with the photon index $\Gamma_{\text{TeV}} \sim 2.6$. The EBL-corrected TeV spectrum has the photon index $\Gamma_{\text{TeV}} \sim 1.5$ (e.g., Finke et al. 2015)

At GeV energies, weak emissions from 1ES 0229+200 have been detected by *Fermi*-LAT. We reanalyze the *Fermi*-LAT data for 1ES 0229+200 collected from 2008 August to 2018 August, with energies between 100 MeV and 300 GeV. The events of PASS8 SOURCE class, within a $20^\circ \times 20^\circ$ region of interest (ROI) centered at 1ES 0229+200, are used. Analysis is performed with the ScienceTools v10r0p5 and the instrument response function (IRF) P8R2.SOURCE.V6. To avoid contamination from the Earth's albedo, we exclude the events with the zenith angles $> 90^\circ$. Furthermore, we exclude data when the source was within the 15° degrees region of the Sun and moon, since the gamma-ray emission from 1ES 0229+200 is possibly affected by γ -rays from the Sun and moon (e.g., Finke et al. 2015; Inoue & Tanaka 2016).

The standard likelihood analysis by `gtlike` is performed through this work. In addition to Galactic and extragalactic gamma-ray diffuse background components, the background we consider includes all sources in 3FGL (Acero et al. 2015) within the ROI and a preliminary LAT 8-year source list¹ (see Figure 1). According to the global fitting results, parameters of all sources (except for target source and prefactors of variable sources²) are fixed to the best-fitting values in constructing light curves. For spectral energy distribution

¹ <https://fermi.gsfc.nasa.gov/ssc/data/access/lat/fl8y/>

² Variable sources are defined as the ones having `Variability_Index > 72.44` (Acero et al. 2015). Since there is no variability information for FL8Y source yet, and these FL8Y sources in ROI are faint, we fix their parameters in calculating light curve. Four FL8Y sources involved here are FL8Y J0225.1+1842, FL8Y J0230.2+1714, FL8Y J0237.3+1959 and FL8Y J0242.8+1733. Paliya et al. (2016) analyzed the *Fermi*-LAT data of FL8Y J0225.1+1842.

analysis, models are just modified by fixing the spectral shapes, i.e., remaining the prefactors free. Upper limits at 95% confidence level are given when the flux with TS < 4 is obtained.

In Figure 2, we show the ten-year average *Fermi*-LAT spectrum for 1ES 0229+200. This spectrum can be described by a power-law function, with photon index $\Gamma_{\text{LAT}} = 1.67 \pm 0.11$. No variability is found in the LAT data (Figure 3).

3. RESULTS

3.1. Calculation of cascade gamma-ray flux including plasma instability cooling

The steady-state electron continuity equation that governs the pair evolution is³

$$\frac{\partial}{\partial \gamma} [\dot{\gamma} n_e(\gamma)] = \dot{n}_e(\gamma), \quad (1)$$

where $\dot{\gamma}$ is the energy-loss of the pairs and $\dot{n}_e(\gamma)$ is the injection rate of the pairs. The solution to this equation is

$$n(\gamma) = \frac{1}{\dot{\gamma}} \int_{\gamma}^{\infty} d\gamma' \dot{n}_e(\gamma'). \quad (2)$$

The pairs injection rate is (Dermer 2013)

$$\dot{n}_e(\gamma) = \frac{16\pi d_L^2 f_\epsilon}{m_e c^2 \epsilon^2} [1 - e^{-\tau_{\gamma\gamma}(\epsilon, z)}], \quad \epsilon = 2\gamma; \quad (3)$$

where d_L is the luminosity distance and $\tau_{\gamma\gamma}(\epsilon, z)$ is the EBL absorption depth for gamma-rays with energy of $\epsilon m_e c^2$ emitted at redshift z . The primary νF_ν gamma-ray spectrum is

$$f_\epsilon = F(E) = F_0 \left(\frac{E}{E_0}\right)^{2-\Gamma} e^{-E/E_{\text{cut}}}, \quad E = m_e c^2 \epsilon; \quad (4)$$

where Γ is photon index of the primary spectrum, F_0 is a normalization flux, and E_{cut} is a high-energy cut-off. $f_\epsilon e^{-\tau_{\gamma\gamma}(\epsilon, z)}$ is the EBL-absorbed primary spectrum.

We consider the energy-losses of the pairs due to ICS and plasma instabilities. The energy-loss rate due to inverse-Compton scattering photons of CMB in the Thomson regime is

$$-\dot{\gamma}_T = \frac{4}{3} c \sigma_T \frac{u_{\text{CMB}}}{m_e c^2} \gamma^2 = \nu_T \gamma^2, \quad (5)$$

where $u_{\text{CMB}} = 4 \times 10^{-13}$ erg cm⁻³ is the CMB energy density at low redshifts. For the energy-loss due to plasma instabilities, we consider the oblique instability which has the most powerful growth (e.g., Bret 2009).

³ We reasonably assume no escape and advection, like Broderick et al. (2012).

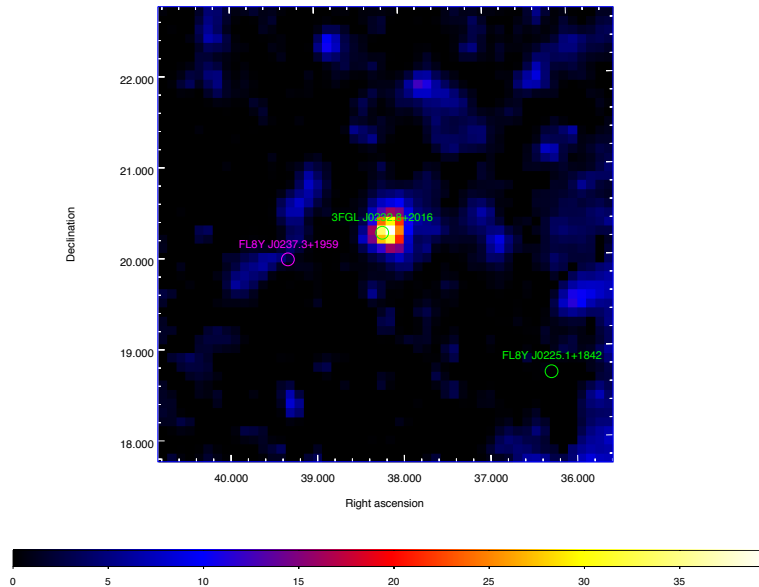


Figure 1. $5^\circ \times 5^\circ$ TS map centered at 1ES 0229+200, with energies between 100 MeV and 10 GeV. Two FL8Y sources, FL8Y J0237.3+1959 and FL8Y J0225.1+1842, are shown.

Its energy-loss rate can be simply written as (Broderick et al. 2012)

$$-\dot{\gamma}_{M,K} = \nu_{M,k} \gamma^2. \quad (6)$$

The total energy-loss rate is $\dot{\gamma} = \dot{\gamma}_{M,K} + \dot{\gamma}_T = \nu_T(1 + b)\gamma^2$, where $b = \nu_{M,k}/\nu_T$. Using this total energy-loss rate and the formula of Dermer (2013), we calculate the cascade GeV flux F_{cas} .

In Dermer et al. (2011) and Dermer (2013), the calculation of the cascade flux only considered the energy-loss due to ICS. As we show above, when the energy-loss due to the oblique instability is taken into account, the cascade flux in Dermer et al. (2011) and Dermer (2013) is simply modified by a factor of $1/(1 + b)$.

In addition to the parameters of the primary spectrum, the other parameters that can effect cascade flux

are IGMF strength B_{IGMF} , IGMF coherence length λ_B , jet opening angle θ_j , and the blazar active time with constant flux t_{live} .

3.2. Constraining B_{IGMF} in different cooling regimes

In the following calculations, we choose $\theta_j = 0.1$ rad, $\lambda_B = 1$ Mpc, $t_{\text{live}} = 10$ years, $E_{\text{cut}} = 5$ TeV, $\Gamma = 1.4$, $F_0 = 3 \times 10^{-11}$ erg cm $^{-1}$ s $^{-1}$, and the best-fit EBL model of Kneiske & Dole (2010).

We first consider the case of ICS cooling dominating over the oblique instability cooling through using $b = 0.1$. The result is shown in Figure 4. One can see that in order to avoid the cascade flux exceeding the LAT flux, B_{IGMF} is required to be larger than 8×10^{-18} G.

With $b = 1$ and 10, we obtain $B_{\text{IGMF}} \geq 5 \times 10^{-18}$ G (Figure 5) and $\geq 10^{-18}$ G (Figure 6), respectively.

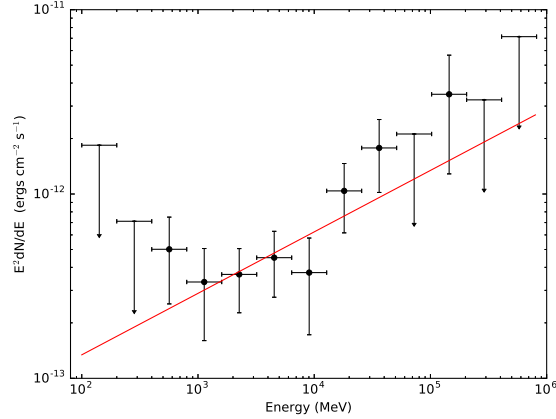


Figure 2. Average *Fermi*-LAT spectrum for 1ES 0229+200. The solid line is the best-fitting result to the spectrum.

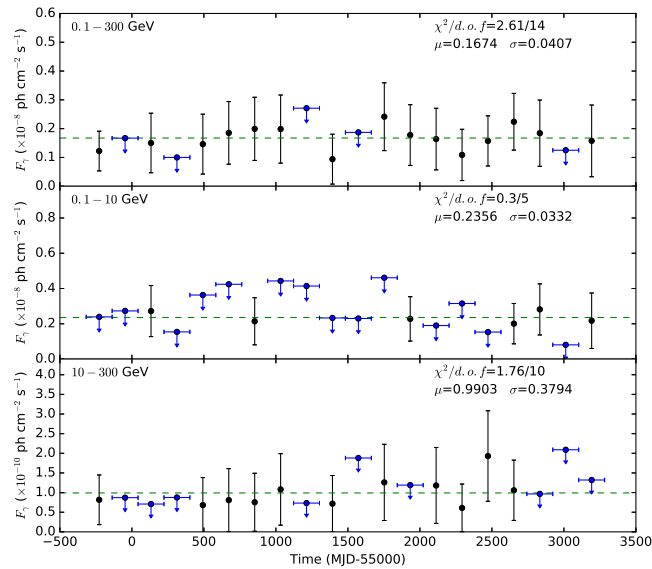


Figure 3. γ -ray light curves for 1ES 0229+200. Each light curve is fitted by a constant (dashed line), and the best-fitting results are shown in the figure.

In Figure 6, we give the results with $b = 30$. It is found that the contribution of the cascade flux to LAT data is negligible even an extremely low B_{IGMF} (10^{-24} G) is assumed.

4. CONCLUSIONS

Given that plasma instabilities may play an important role in the evolution of a blazar-induced pair beam (e.g., Broderick et al. 2012; Shalaby et al. 2018; Vafn et al. 2018), we take the plasma oblique instability (with the fastest growth) cooling into account in considering the evolution of relativistic electron-positron pairs created in

propagation of TeV photons from a blazar. This would alter the density of pairs per unit Lorentz factor, and then the cascade gamma-ray flux produced by the pairs ICS CMB photons.

Using the up-to-date *Fermi*-LAT observations and archival HESS observations of 1ES 0229+200, we constrain IGMF strength B_{IGMF} in different cooling processes. The results suggest that the gamma-ray data still put effective constraint on B_{IGMF} , even if the oblique instability cooling strongly dominating over the ICS cooling, e.g., the ratio between the cooling rates of the oblique instability and the ICS $b \sim 10$. We find that

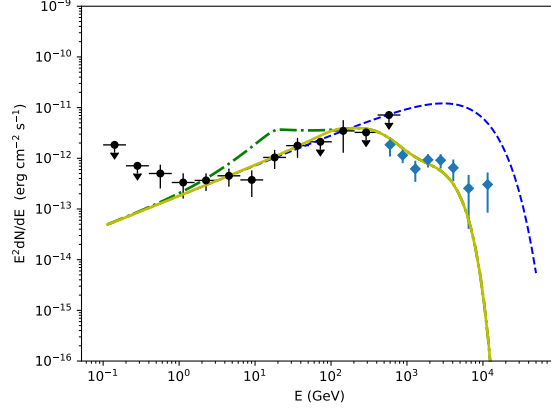


Figure 4. Reproducing results of LAT spectrum (circles) and HESS spectrum (diamonds) with the “primary+cascade” model, in the case of ICS cooling dominating over the oblique instability cooling ($b = 0.1$). The dashed line is the intrinsic primary gamma-ray spectrum. The dash-dotted and solid lines are the sum of cascade flux and primary flux after EBL absorption respectively with $B_{\text{IGMF}} = 10^{-18}$ G and $B_{\text{IGMF}} = 8 \times 10^{-18}$ G. $t_{\text{live}} = 10$ years is used in the calculations.

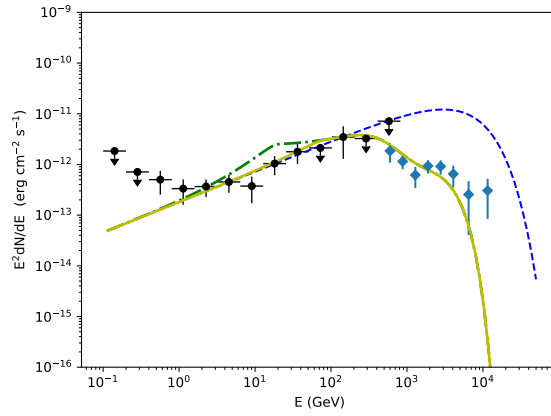


Figure 5. Same as Figure 4, but in the case of the oblique instability cooling comparable with the ICS cooling ($b = 1$). Dash-dotted line: $B_{\text{IGMF}} = 10^{-18}$ G; solid line: $B_{\text{IGMF}} = 5 \times 10^{-18}$ G.

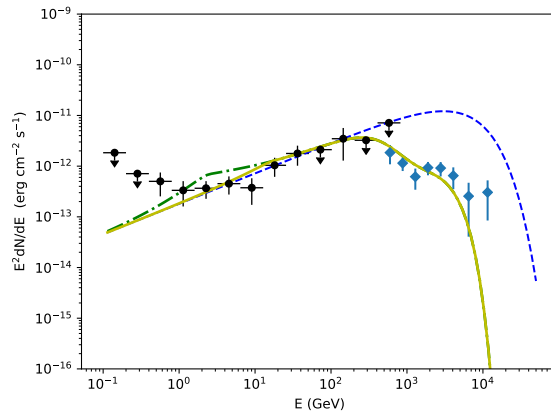


Figure 6. Same as Figure 4, but in the case of the oblique instability cooling dominating over the ICS cooling ($b = 10$). Dash-dotted line: $B_{\text{IGMF}} = 10^{-19}$ G; solid line: $B_{\text{IGMF}} = 10^{-18}$ G.

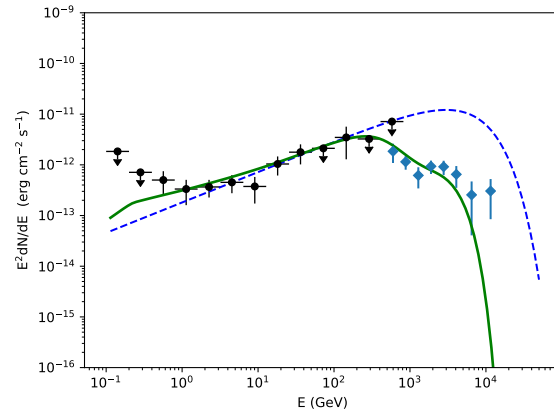


Figure 7. Same as Figure 4, but with $b = 30$. Solid line: $B_{\text{IGMF}} = 10^{-24}$ G.

with this ratio varying from 0.1, 1 to 10, the lower limit of B_{IGMF} putted by the cascade flux and gamma-ray data changes from 8×10^{-18} G, 5×10^{-18} G to 10^{-18} G. From the ICS cooling dominating to the oblique instability cooling dominating, the lower limit of B_{IGMF} changes by a factor of ~ 10 .

Compared with that obtained in the case of ICS cooling dominating, the lower limit of B_{IGMF} is slightly changed in the case of the two cooling processes comparable.

It is also noted that with $b = 30$, the cascade flux is negligible compared with the LAT data. This means the gamma-ray astronomy cannot be considered as a useful probe to IGMF any more.

ACKNOWLEDGEMENTS

We acknowledge financial supports from the National Natural Science Foundation of China (NSFC-11803081, NSFC-11573060, NSFC-11573026, NSFC-U1738124, NSFC-11603059 and NSFC-11661161010). The work of D. H. Yan is also supported by the CAS ‘‘Light of West China’’ Program.

REFERENCES

- Acero, F., Ackermann, M., Ajello, M., et al. 2015, *ApJS*, 218, 23
- Ackermann, M., Ajello, M., & Allafort, A., et al., 2013, *ApJ*, 765, 54
- Ackermann, M., Ajello, M., & Baldini, L., et al., 2018, *ApJS*, 237, 32
- Aharonian, F. A., Coppi, P. S., & Völk, H. J. 1994, *ApJ*, 423, L5
- Aharonian, F., Akhperjanian, A. G., Barres de Almeida, U., et al. 2007, *A&A*, 475, L9
- Aliu, E., Archambault, S., Arlen, T., et al. 2014, *ApJ*, 782, 13
- Bret, A. 2009, *ApJ*, 699, 990
- Broderick, A. E., Chang, P., & Pfrommer, C. 2012, *ApJ*, 752, 22
- Chang, P., Broderick, A. E., & Pfrommer, C. 2012, *ApJ*, 752, 23
- Chang, P., Broderick, A. E., Pfrommer, C., et al. 2014, *ApJ*, 797, 110
- Chen, W., Buckley, J. H., & Ferrer, F. 2015, *PhRvL*, 115, 211103
- Dai, Z. G., Zhang, B., Gou, L. J., Mészáros, P., & Waxman, E. 2002, *ApJ*, 580, L7
- Dermer, C. D., Cavadini, M., Razzaque, S., et al. 2011, *ApJL*, 733, L21
- Dermer, C. D. 2013, in *Astrophysics at Very High Energies, Saas-Fee Advanced Course 40*, ed. F. Aharonian, L. Bergström & C. Dermer (Berlin: Springer), 225
- Elyiv, A., Neronov, A., & Semikoz, D. V. 2009, *PhRvD*, 80, 023010
- Fan, Y. Z., Dai, Z. G., & Wei, D. M. 2004, *A&A*, 415, 483
- Finke, J. D., Reyes, L. C., Georganopoulos, M., et al. 2015, *ApJ*, 814, 20
- Inoue, Y., & Tanaka, Y. T. 2016, *ApJ*, 828, 13
- Kempf, A., Kilian, P., & Spanier, F. 2016, *A&A*, 585, A132
- Kneiske, T. M., & Dole, H. 2010, *A&A*, 515, A19
- Miniati, F., & Elyiv, A. 2013, *ApJ*, 770, 54
- Neronov, A., & Vovk, I. 2010, *Sci*, 328, 73
- Paliya, V. S., Parker, M. L., Fabian, A. C., & Stalin, C. S. 2016, *ApJ*, 825, 74
- Pfrommer, C., Chang, P., & Broderick, A. E. 2012, *ApJ*, 752, 24
- Schlickeiser, R., Elyiv, A., Ibscher, D., & Miniati, F. 2012a, *ApJ*, 758, 101
- Schlickeiser, R., Ibscher, D., & Supsar, M. 2012b, *ApJ*, 758, 102
- Schlickeiser, R., Krakau, S., & Supsar, M. 2013, *ApJ*, 777, 49
- Shalaby, M., Broderick, A. E., Chang, P., et al., 2018, *ApJ*, 859, 45
- Sironi, L., & Giannios, D. 2014, *ApJ*, 787, 49
- Tavecchio, F., Ghibellini, G., Foschini, L., et al. 2010, *MNRAS*, 406, L70
- Taylor, A. M., Vovk, I., & Neronov, A. 2011, *A&A*, 529, A144
- Vafin, S., Rafighi, I., Pohl, M., & Niemić, J. 2018, *ApJ*, 857, 43
- Venters, T., & Pavlidou, V., 2013, *MNRAS*, 432, 3485
- Yan, D. H., Zeng, H. D., & Zhang, L., 2012, *MNRAS*, 422, 1779