

Magnonic Floquet Quantum Spin Hall Insulator in Collinear Antiferromagnets*

S. A. Owerre¹

¹*Perimeter Institute for Theoretical Physics, 31 Caroline St. N., Waterloo, Ontario N2L 2Y5, Canada.*

(Dated: June 9, 2022)

We report on the theoretical proposal of \mathbb{Z}_2 magnonic Floquet topological insulators in two-dimensional insulating bilayer honeycomb ferromagnets and antiferromagnets coupled antiferromagnetically with a zero net magnetization. The former is realized in the recently synthesized bilayer honeycomb chromium trihalides CrI_3 . In both systems, we show that circularly-polarized electric field breaks the time-reversal symmetry of each honeycomb layer through the magnon accumulated Aharonov-Casher phase, but the entire system preserves a combination of time-reversal and space-inversion (\mathcal{PT}) symmetry. We show that the system is characterized by a \mathbb{Z}_2 Floquet topological invariant, and the magnon quasienergy exhibits interesting spin filtered magnon edge states. This leads to the vanishing of the Floquet magnon thermal Hall conductivity, but the Floquet magnon spin Nernst coefficient survives. We study the rich \mathbb{Z}_2 Floquet topological magnon phase diagram of the system as a function of the electric field amplitudes and the phase difference. We further discuss the great impact of the results on future experimental realizations.

In recent years, periodically driven solid-state materials have emerged as an alternative avenue to extend the search for topological quantum materials^{1–30}. This mechanism involves the exposure of a topologically trivial quantum material to a time-periodic electric field. Then time-reversal symmetry of the Bloch bands is broken by circularly-polarized electric field by modifying the intrinsic properties of the material via light-matter interactions. This results in a Floquet Chern insulator such as in graphene^{1,5}. The non-equilibrium topological systems are believed to give interesting properties that are not possible in the equilibrium systems.

In insulating magnets, the quantum theory of magnons dictates that magnons carry a magnetic dipole moment and an intrinsic spin of 1, which can be used for dissipationless information processing in the emerging field of magnon spintronics^{31,32}. This implies that magnons can accumulate the Aharonov-Casher phase^{33–38} when exposed to a time-independent spatially-varying electric field resulting in magnonic Landau levels³⁸ and chiral anomaly in Weyl magnons³⁹. Remarkably, the magnon accumulated Aharonov-Casher phase has a strikingly different physics when the electric field becomes time-dependent and periodic as in electronic systems. In this case, the resulting periodically driven insulating magnets can be investigated using the Floquet theory in a similar manner to periodically driven conducting systems. This procedure leads to the magnonic Floquet Chern insulator^{40–42} in two-dimensional (2D) insulating single-layer honeycomb ferromagnets and Floquet Weyl magnons⁴³ in three-dimensional (3D) insulating honeycomb ferromagnets. Similar to electronic Floquet system, time-reversal symmetry is broken by circularly-polarized electric field and the topological system is characterized by the first Chern number. Therefore, the topological aspects of electronic and magnonic Floquet systems are essentially the same and they originate from the same oscillating time-periodic electric field. To make this similarity obvious, we note that in the magnonic Floquet topological systems, the intensity of light is characterized by the dimensionless quantity

$$\mathcal{E}_i = \frac{g\mu_B E_i a}{\hbar c^2}, \quad (1)$$

where E_i ($i = x, y$) are the amplitudes of the electric field, g is the Landé g -factor, μ_B is the Bohr magneton, a is the lattice constant, \hbar and c are the reduced Planck's constant and the speed of light respectively. The dimensionless quantity in Eq. (1) should be compared to that of electronic Floquet topological systems^{1,2,5}

$$\mathcal{E}_i = \frac{eE_i a}{\hbar\omega}, \quad (2)$$

where e is the electron charge and ω is the angular frequency of light. Thus, for the irradiated magnetic insulators we can identify the magnetic dipole moment carried by magnon as

$$g\mu_B = \frac{ec^2}{\omega} = \frac{ec\lambda}{2\pi}. \quad (3)$$

Therefore, we can see that for a typical light wavelength λ of order 10^{-8}m , the magnetic dipole moment $g\mu_B$ carried by magnon in the irradiated magnetic insulators is comparable to the electron charge e . This shows the similarity between the electronic and the magnonic Floquet topological systems.

Recently, the \mathbb{Z}_2 characterization of topological magnon bands in the equilibrium time-independent insulating antiferromagnets has garnered considerable attention^{44–49}. In particular, for the 2D insulating bilayer honeycomb antiferromagnets with a Dzyaloshinskii-Moriya (DM) interaction^{50–52} the system preserves \mathcal{PT} symmetry and realizes the magnonic analog of \mathbb{Z}_2 topological insulator^{53–55}. Unfortunately, most 2D insulating honeycomb antiferromagnets do not have the unique form of the required DM interaction⁵⁰. In fact, the absence of this unique DM interaction in most insulating honeycomb antiferromagnets has prevented a discernible experimental observation of the magnon spin Nernst voltage in MnPS_3 ⁵⁶. One possible mechanism to induce the unique form of the required DM interaction in 2D insulating honeycomb antiferromagnets is through photo-irradiation with a circularly-polarized electric field⁴⁰.

In this report, we propose the \mathbb{Z}_2 magnonic Floquet topological insulators in collinear antiferromagnets with \mathcal{PT} symmetry. We study the 2D insulating bilayer honeycomb ferromagnets and antiferromagnets coupled antiferromagnetically with a zero net magnetization, where the former is applicable to bilayer CrI_3 ^{57–59}. Our theoretical formalism is based on spin-wave theory, quantum field theory, and the Floquet theory. In both honeycomb bilayers, we show that the system is characterized by a \mathbb{Z}_2 Floquet topological invariant quantity. We obtain the \mathbb{Z}_2 Floquet topological magnon phase diagram and identify the regimes where the Floquet magnon spin Nernst coefficient changes sign. We also show that both systems exhibit Floquet spin-filtered magnon edge states, where Floquet magnons with opposite spin propagate in opposite directions. Our results provide a powerful mechanism for manipulating the intrinsic properties of 2D insulating honeycomb antiferromagnetic materials and could pave the way for studying new interesting features in topological insulating antiferromagnets such as photo-magnonics⁶⁰, magnon spintronics^{31,32}, and ultrafast optical control of magnetic spin currents^{37,61–63}.

Results

Bilayer Heisenberg spin model. We consider the Heisenberg spin model for 2D insulating bilayer honeycomb ferromagnets and antiferromagnets coupled antiferromagnetically. The Hamiltonian is governed by

$$\mathcal{H} = J \sum_{\langle ij \rangle, \ell} \vec{S}_i^{(\ell)} \cdot \vec{S}_j^{(\ell)} + J_c \sum_i \vec{S}_i^T \cdot \vec{S}_i^B, \quad (4)$$

where \vec{S}_i is the spin vector at site i and ℓ labels the top (T) and bottom (B) layers. We will consider two different cases: (i) $J < 0, J_c > 0$. (ii) $J > 0, J_c > 0$. The intralayer coupling is ferromagnetic in case (i) and antiferromagnetic in case (ii). In both cases the net magnetization vanishes. We note that case (i) is manifested in the bilayer honeycomb magnet CrI_3 ^{57–59}. Without loss of generality, we consider congruently-stacked bilayer honeycomb magnets as depicted in Fig. (1)a. There are four sublattices in the unit cell denoted by A_1, B_1, A_2, B_2 . In both cases the interlayer exchange couples sites on the sublattices $A_1 \leftrightarrow A_2$ and $B_1 \leftrightarrow B_2$.

Bosonic Bogoliubov-de Gennes model. We will focus on the low-temperature regime, when the magnetic excitations of the spin Hamiltonian in Eq. (4) can be described by the Holstein Primakoff transformation⁶⁴ (see Methods). The bosonic Hamiltonian in momentum space is given by

$$\mathcal{H} = \frac{1}{2} \sum_{\vec{k}} (u^\dagger(\vec{k}), u(-\vec{k})) \cdot \mathcal{H}(\vec{k}) \cdot \begin{pmatrix} u(\vec{k}) \\ u^\dagger(-\vec{k}) \end{pmatrix}. \quad (5)$$

The bosonic Bogoliubov-de Gennes (BdG) Hamiltonian is given by

$$\mathcal{H}(\vec{k}) = \begin{pmatrix} \mathcal{H}_+(\vec{k}) & 0 \\ 0 & \mathcal{H}_-(\vec{k}) \end{pmatrix}, \quad (6)$$

with $\mathcal{H}_-(\vec{k}) = \mathcal{H}_+^*(-\vec{k})$. Each block Hamiltonian is a 4×4 Hermitian matrix representing the $S_z = +1$ and the $S_z = -1$ spin sectors. Therefore, $\mathcal{H}(\vec{k})$ is invariant under \mathcal{PT} symmetry given by $\mathcal{PT} = \sigma_x \otimes \sigma_0 \mathcal{K}$, where \mathcal{K} is complex conjugation, σ_i are Pauli matrices with an identity σ_0 . The $S_z = +1$ sector Hamiltonian in case (i) ($J < 0, J_c > 0$) is given by

$$\mathcal{H}_+^{(i)}(\vec{k}) = \begin{pmatrix} |v_0| & -|v_J|f^*(\vec{k}) & v_{J_c} & 0 \\ -|v_J|f(\vec{k}) & |v_0| & 0 & v_{J_c} \\ v_{J_c} & 0 & |v_0| & -|v_J|f(\vec{k}) \\ 0 & v_{J_c} & -|v_J|f^*(\vec{k}) & |v_0| \end{pmatrix}, \quad (7)$$

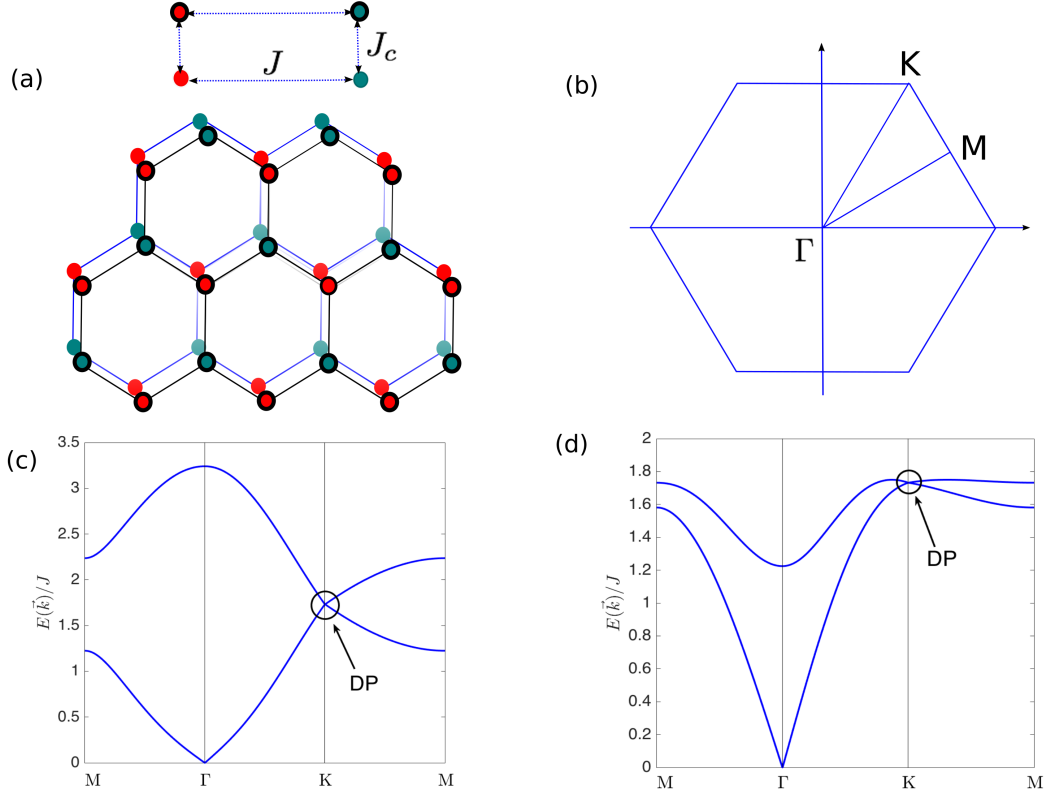


FIG. 1: Color online. (a) Schematic of congruently-stacked bilayer honeycomb-lattice. (b) The Brillouin zone (BZ) of the honeycomb lattice with high-symmetry paths. (c,d) Doubly-degenerate antiferromagnetic Dirac magnon bands in case (i) and (ii) respectively for $J_c/J = 0.5$ and $S = 1/2$. The Dirac point (DP) is indicated by circles.

with $u^\dagger(\vec{k}) = (a_{\vec{k}A_1}^\dagger, a_{\vec{k}B_1}^\dagger, a_{-\vec{k}A_2}, a_{-\vec{k}B_2})$. The $S_z = +1$ sector Hamiltonian in case (ii) ($J > 0, J_c > 0$) is given by

$$\mathcal{H}_+^{(ii)}(\vec{k}) = \begin{pmatrix} v_0 & 0 & v_J f^*(\vec{k}) & v_{J_c} \\ 0 & v_0 & v_{J_c} & v_J f(\vec{k}) \\ v_J f(\vec{k}) & v_{J_c} & v_0 & 0 \\ v_{J_c} & v_J f^*(\vec{k}) & 0 & v_0 \end{pmatrix}, \quad (8)$$

with $u^\dagger(\vec{k}) = (a_{\vec{k}A_1}^\dagger, a_{\vec{k}B_2}^\dagger, a_{-\vec{k}B_1}, a_{-\vec{k}A_2})$.

Here $v_0 = 3v_J + v_{J_c}$, $v_J = JS$, $v_{J_c} = J_c S$ and $f(\vec{k}) = \sum_\ell e^{ik_\ell}$ with $k_\ell = \vec{k} \cdot \vec{a}_\ell$. The primitive lattice vectors are $\vec{a}_1 = a\sqrt{3}\hat{x}$, $\vec{a}_2 = a(\sqrt{3}\hat{x}/2 + \hat{y}/2)$, $\vec{a}_3 = 0$. The nearest-neighbour vectors are $\vec{\delta}_{1,2} = a(\mp\sqrt{3}\hat{x}/2 + \hat{y}/2)$, $\vec{\delta}_3 = -a\hat{y}$. The Hamiltonian can be diagonalized by paraunitary operators. The magnon bands are doubly-degenerate due to \mathcal{PT} symmetry and they are given by

$$E_{\sigma\eta}^{(i)}(\vec{k}) = \sqrt{(3v_J + |v_{J_c}| + \eta v_J |f(\vec{k})|)^2 - |v_{J_c}|^2}, \quad (9)$$

$$E_{\sigma\eta}^{(ii)}(\vec{k}) = \sqrt{(3v_J + v_{J_c})^2 - (v_{J_c} + \eta v_J |f(\vec{k})|)^2}, \quad (10)$$

where $\sigma = \pm$ for the layers and $\eta = \pm$ for the sublattices. The magnon energy bands are depicted in Fig. (1)c and Fig. (1)d respectively. In both cases the linear Goldstone mode at the Γ -point signifies antiferromagnetic order. The doubly-degenerate antiferromagnetic Dirac magnons occur at the \mathbf{K} -point in both cases.

Periodically driven antiferromagnetic magnon insulator. We will now present the analysis of periodically driven insulating antiferromagnets. Let us consider the effects of an oscillating electric field $\vec{E}(\tau)$, irradiated perpendicular to the 2D insulating antiferromagnets. Please note that this formalism is different from that of periodically driven

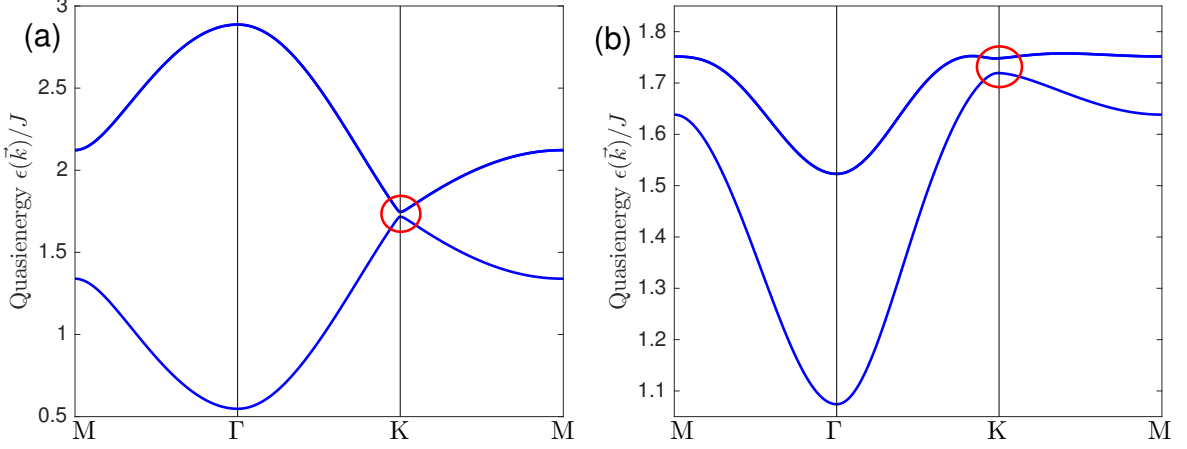


FIG. 2: Color online. Doubly-degenerate quasienergy topological magnon bands for (a) case (i) and (b) case (ii). The parameters are $J_c/J = 0.5$, $S = 1/2$, $\mathcal{E}_x = \mathcal{E}_y = 1$ in units of $g\mu_B a/\hbar c^2$, $\phi = \pi/2$, and $\omega/J = 10$. The red circle points indicate the massive Floquet Dirac magnon.

insulating ferromagnets^{40,41,43} due to the spin degeneracy (see Methods). The consequence of irradiated insulating antiferromagnets is that hopping magnon with magnetic dipole moment $g\mu_B \hat{z}$ will accumulate the time-dependent version of the Aharonov-Casher phase³³ given by (see Methods)

$$\theta_{ij}^s(\tau) = \hat{s}\mu_m \int_{\vec{r}_i}^{\vec{r}_j} \vec{\Xi}(\tau) \cdot d\vec{l}, \quad (11)$$

where $\hat{s} = \text{diag}(I, -I)$ and $\mu_m = g\mu_B/\hbar c^2$. We have used the notation $\vec{\Xi}(\tau) = \vec{E}(\tau) \times \hat{z}$ for brevity and $\vec{E}(\tau) = -\partial_\tau \vec{A}(\tau)$, where $\vec{A}(\tau)$ is the time-dependent vector potential given by

$$\vec{A}(\tau) = [-A_x \cos(\omega\tau + \phi), A_y \cos(\omega\tau), 0], \quad (12)$$

where $A_i = E_i/\omega$ ($i = x, y$) are the strength of the time-dependent vector potential and ϕ is the phase difference. For circularly-polarized electric field $\phi = \pi/2$ and for linearly-polarized electric field $\phi = 0$ or π . The corresponding time-dependent oscillating electric field is given by

$$\vec{\Xi}(\tau) = [E_y \sin(\omega\tau), E_x \sin(\omega\tau + \phi), 0]. \quad (13)$$

The magnon accumulated Aharonov-Casher phase enters the bosonic BdG Hamiltonian via the time-dependent Peierls substitution $\vec{k} \rightarrow \vec{k} - \hat{s}\mu_m \vec{\Xi}(\tau)$, and the resulting system can then be studied by the Floquet formalism.

The Floquet theory is a powerful mechanism to study periodically driven quantum systems¹⁻³⁰. It enables us to transform the time-dependent bosonic BdG Hamiltonian $\mathcal{H}(\vec{k}, \tau)$ into a static effective Hamiltonian governed by the Floquet bosonic BdG Hamiltonian. Using the analysis outline in Methods, we have obtained the Fourier decomposition of the single particle bosonic BdG Hamiltonian, which enters the time-dependent Schrödinger equation. The $S_z = +1$ Fourier Hamiltonian for case (i) (i.e. $J < 0, J_c > 0$) is given by

$$\mathcal{H}_{+,q}^{(i)}(\vec{k}) = \begin{pmatrix} |v_0| \delta_{q,0} & -\rho_{-q}^*(\vec{k}) & v_{J_c} \delta_{q,0} & 0 \\ -\rho_q(\vec{k}) & |v_0| \delta_{q,0} & 0 & v_{J_c} \delta_{q,0} \\ v_{J_c} \delta_{q,0} & 0 & |v_0| \delta_{q,0} & -\rho_q(\vec{k}) \\ 0 & v_{J_c} \delta_{q,0} & -\rho_{-q}^*(\vec{k}) & |v_0| \delta_{q,0} \end{pmatrix}, \quad (14)$$

and the $S_z = +1$ Fourier Hamiltonian for case (ii) (i.e. $J > 0, J_c > 0$) is given by

$$\mathcal{H}_{+,q}^{(ii)}(\vec{k}) = \begin{pmatrix} v_0 \delta_{q,0} & 0 & \rho_{-q}^*(\vec{k}) & v_{J_c} \delta_{q,0} \\ 0 & v_0 \delta_{q,0} & v_{J_c} \delta_{q,0} & \rho_q(\vec{k}) \\ \rho_q(\vec{k}) & v_{J_c} \delta_{q,0} & v_0 \delta_{q,0} & 0 \\ v_{J_c} \delta_{q,0} & \rho_{-q}^*(\vec{k}) & 0 & v_0 \delta_{q,0} \end{pmatrix}, \quad (15)$$

where $q \in \mathbb{Z}$. Here $\delta_{q,0} = 1$ if $q = 0$ and zero otherwise, and $\rho_q(\vec{k}) = \sum_{\ell} t_{\ell,q} e^{i k_{\ell}}$. The renormalized Heisenberg exchange interactions are given by

$$t_{1,q} = |v_J| \mathcal{J}_{-q}(\mathcal{E}_-) e^{-iq\Psi_-}, \quad t_{2,q} = |v_J| \mathcal{J}_q(\mathcal{E}_+) e^{iq\Psi_+}, \quad t_{3,q} = |v_J| \mathcal{J}_q(\mathcal{E}_x) e^{iq\phi}, \quad (16)$$

where $\mathcal{J}_n(x)$ is the Bessel function of order n .

$$\mathcal{E}_{\pm} = \frac{1}{2} \sqrt{3\mathcal{E}_y^2 + \mathcal{E}_x^2 \pm 2\sqrt{3}\mathcal{E}_x\mathcal{E}_y \cos(\phi)} \quad \text{and} \quad \Psi_{\pm} = \arctan\left(\frac{\mathcal{E}_x \sin(\phi)}{\sqrt{3}\mathcal{E}_y \pm \mathcal{E}_x \cos(\phi)}\right). \quad (17)$$

The light intensity in the magnonic Floquet formalism is characterized by the dimensionless quantity \mathcal{E}_i given by Eq. (1).

\mathbb{Z}_2 Topological magnon phase transition. We will study the high-frequency limit $\omega \gg J, J_c$, when the system can be described by an effective time-independent Hamiltonian¹¹, given by

$$\mathcal{H}_+^{\text{eff}}(\vec{k}) = \mathcal{H}_{+,0}(\vec{k}) - \frac{1}{\omega} ([\mathcal{H}_{+,0}(\vec{k}), \mathcal{H}_{+,-1}(\vec{k})] - [\mathcal{H}_{+,0}(\vec{k}), \mathcal{H}_{+,1}(\vec{k})] + [\mathcal{H}_{+,-1}(\vec{k}), \mathcal{H}_{+,1}(\vec{k})]). \quad (18)$$

The lower block effective Hamiltonian is $\mathcal{H}_-^{\text{eff}}(\vec{k}) = [\mathcal{H}_+^{\text{eff}}(-\vec{k})]^*$. We note that the perturbative corrections to $\mathcal{H}_{+,0}(\vec{k})$ yield terms proportional to $\sigma_z \otimes \sigma_0$. The last commutator in Eq. (18) contains terms proportional to $\sin(\vec{k}) \sin(\phi)$. These terms will change sign in the lower block Hamiltonian $\mathcal{H}_-^{\text{eff}}(\vec{k})$.

In Fig. (2) we have shown the plots of the magnon quasienergies for case (i) and case (ii) with circularly-polarized electric field $\phi = \pi/2$ and other parameters of the model. In both cases, we can see that the Goldstone modes are quadratically gapped out due to SU(2) breaking anisotropy generated by radiation. In addition, the antiferromagnetic Dirac magnons also become massive because circularly-polarized electric field induces spin-orbit coupling, which preserves the \mathcal{PT} symmetry of the systems. Therefore, this is a concrete example of a Floquet quantum spin Hall insulator, in stark contrast to periodically driven graphene^{1,5} and insulating ferromagnets^{40,41,43}.

Due to S_z conservation, we can define the block Chern number of the Floquet magnon bands as

$$n_{\sigma}(\mathcal{E}_i, \phi) = \frac{1}{2\pi} \int d^2k \Omega_{\sigma}(\vec{k}, \mathcal{E}_i, \phi), \quad (19)$$

where $\Omega_{\sigma}(\vec{k}, \mathcal{E}_i, \phi)$ are the Berry curvatures. We can then define n_H and n_s as

$$n_H(\mathcal{E}_i, \phi) = n_+(\mathcal{E}_i, \phi) + n_-(\mathcal{E}_i, \phi) \quad \text{and} \quad n_s(\mathcal{E}_i, \phi) = \frac{1}{2} [n_+(\mathcal{E}_i, \phi) - n_-(\mathcal{E}_i, \phi)]. \quad (20)$$

The \mathbb{Z}_2 topological invariant is given by

$$\nu = n_s(\mathcal{E}_i, \phi) \text{ mod } 2. \quad (21)$$

We compute the block Chern numbers of the system using the discretized Brillouin zone method⁶⁵. We focus on the lower Floquet quasienergy magnon band. The upper Floquet quasienergy magnon band can be obtained by flipping the signs. Due to \mathcal{PT} symmetry,

$$n_+(\mathcal{E}_i, \phi) = -n_-(\mathcal{E}_i, \phi), \quad (22)$$

hence

$$n_H(\mathcal{E}_i, \phi) = 0 \quad \text{and} \quad \nu = n_s(\mathcal{E}_i, \phi) = -1, 0, +1 \quad (23)$$

for both case (i) and case (ii). The vanishing of $n_H(\mathcal{E}_i, \phi)$ implies that the magnon thermal Hall conductivity κ_{xy}^s ⁶⁶⁻⁶⁹ also vanishes in the Floquet system. However, the magnon spin Nernst conductivity^{44,70,71} is nonzero in the single-layer undriven system with DM interaction. Therefore, we will compute the Floquet magnon spin Nernst conductivity for the periodically driven system. We will focus on the regime where the Bose occupation function is close to thermal equilibrium. Hence, we can apply the same formula for the magnon spin Nernst coefficient in undriven system^{67-69,71}, which we write as a function of the light parameters \mathcal{E}_i and ϕ ,

$$\alpha_{xy}^s(\mathcal{E}_i, \phi) = \sum_{\sigma=\pm} \int \frac{d^2k}{(2\pi)^2} \sigma c_1 [g(\epsilon_{\vec{k},\alpha}^{\sigma})] \Omega_{\sigma}^{\alpha}(\vec{k}, \mathcal{E}_i, \phi), \quad (24)$$

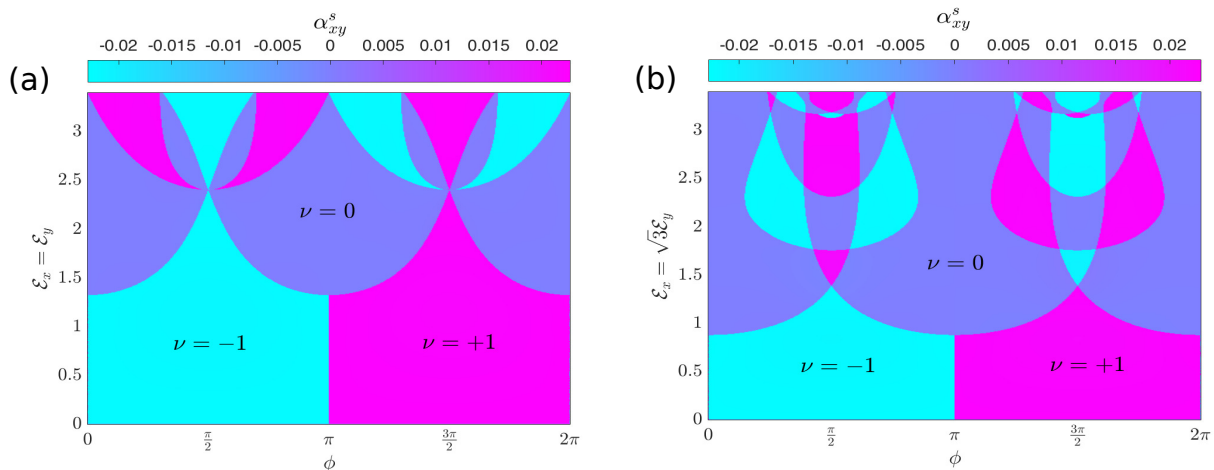


FIG. 3: \mathbb{Z}_2 Floquet topological invariant magnon phase diagram for the lower Floquet magnon band in periodically driven 2D insulating honeycomb bilayer antiferromagnets at high frequency regime $\omega/J = 10$ with $J_c/J = 0.5$. (a) $\mathcal{E}_x = \mathcal{E}_y$. (b) $\mathcal{E}_x = \sqrt{3}\mathcal{E}_y$. The colorbar labels the Floquet magnon spin Nernst coefficient at $T/J = 0.5$. Both figures correspond to case (ii).

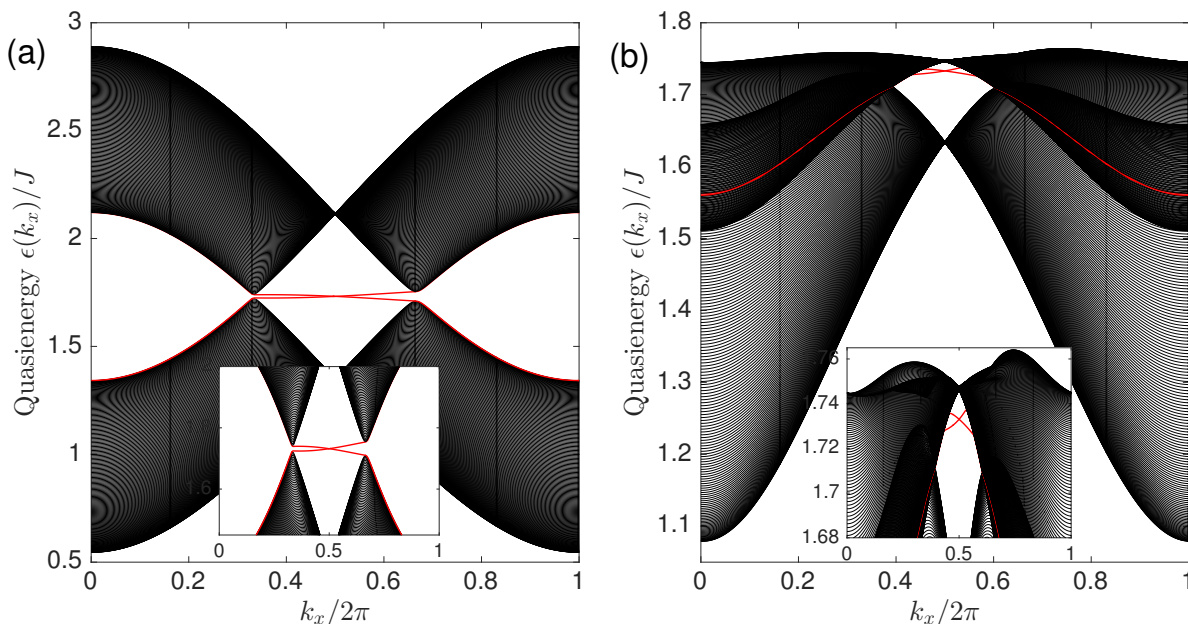


FIG. 4: Color online. Floquet spin filtered magnon edge states (red lines) for (a) case (i) and (b) case (ii). Insets show magnification of the Floquet spin filtered magnon edge states. The parameters are $J_c/J = 0.5$, $S = 1/2$, $\mathcal{E}_x = \mathcal{E}_y = 1$ in units of $g\mu_B a/\hbar c^2$, $\phi = \pi/2$, and $\omega/J = 10$.

where $c_1(x) = (1+x)\ln(1+x) - x\ln x$ is the weight function and $g(\epsilon_{k,\alpha}^{\sigma}) = [\exp(\epsilon_{k,\alpha}^{\sigma}/k_B T) - 1]^{-1}$ is the Bose occupation function close to thermal equilibrium and α labels the Floquet magnon bands. Indeed, the Floquet magnon spin Nernst coefficient is simply the \mathbb{Z}_2 Floquet topological invariant weighed by the $c_1(x)$ function. Note that case (i) can be regarded as two copies of the Floquet Chern insulators⁴⁰ with opposite spins, but case (ii) is not. Therefore, for case (ii) we have shown in Fig. (3) the \mathbb{Z}_2 Floquet topological invariant magnon phase diagram of the system for the lower Floquet quasienergy magnon band. A similar phase diagram can be obtained for case (i). We can clearly see that in the three regimes where the \mathbb{Z}_2 Floquet topological invariant changes sign, the Floquet spin Nernst coefficient also changes sign.

To further substantiate the existence of the \mathbb{Z}_2 Floquet topological invariant, we show in Fig. (4) the plot of the Floquet magnon bands for a cylindrical strip geometry periodic along the y direction and infinite along the x direction. We can see that the Floquet magnon edge states traversing the bulk gap are spin filtered. In other words, Floquet

magnons with opposite spin propagate in opposite directions. This results in the non-vanishing Floquet spin Nernst coefficient with the \mathbb{Z}_2 Floquet topological invariant.

Conclusion

Using the combination of spin-wave theory, quantum field theory, and the Floquet theory, we have presented an exposition of \mathbb{Z}_2 magnonic Floquet quantum spin Hall states in the 2D insulating bilayer honeycomb ferromagnets and antiferromagnets which are coupled antiferromagnetically. These systems have zero net magnetization and preserves \mathcal{PT} symmetry. In stark contrast to periodically driven graphene^{1,5} and insulating ferromagnets^{40,41,43}, we showed that irradiation by circularly-polarized electric field breaks the time-reversal of each layer but preserves the \mathcal{PT} symmetry of the entire system. This results in Floquet spin filtered magnon edge states protected by the \mathbb{Z}_2 Floquet topological invariant of the bulk band, and exhibits a non-vanishing Floquet magnon spin Nernst effect. As we mentioned previously, the bilayer honeycomb chromium trihalides CrI_3 ⁵⁷⁻⁵⁹ is a promising candidate for investigating the current theoretical predictions. We note that topological magnons were recently reported in the ferromagnetic bulk structure of CrI_3 ⁷⁴. Therefore, we believe that the current predicted results are pertinent to experiments and will remarkably impact future research in topological insulating antiferromagnets and their potential practical applications to magnon spintronics^{31,32} and photo-magnonics⁶⁰.

Methods

Spin wave theory of bilayer honeycomb antiferromagnets. To derive the bosonic Hamiltonian in Eq. (6), we introduce the Holstein Primakoff bosons:

$$S_i^{z(\ell)} = S - a_i^{(\ell)\dagger} a_i^{(\ell)}, \quad S_i^{+(\ell)} = \sqrt{2S} a_i^{(\ell)} = (S_i^{-\ell})^\dagger, \quad (25)$$

for up pointing spins, and

$$S_i^{z(\ell)} = -S + a_i^{(\ell)\dagger} a_i^{(\ell)}, \quad S_i^{+(\ell)} = \sqrt{2S} a_i^{(\ell)\dagger} = (S_i^{-\ell})^\dagger, \quad (26)$$

for down pointing spins.

Here $a_i^{(\ell)\dagger}$ ($a_i^{(\ell)}$) are the bosonic creation (annihilation) operators on the sublattices and $S_j^{\pm(\ell)} = S_j^{x(\ell)} \pm iS_j^{y(\ell)}$ denote the spin raising and lowering operators. The bosonic tight-binding models are given by

$$\begin{aligned} \mathcal{H} = JS \sum_{\langle ij \rangle, \ell} & [(a_i^{(\ell)} a_i^{(\ell)\dagger} + a_j^{(\ell)} a_j^{(\ell)\dagger}) - (a_i^{(\ell)} a_j^{(\ell)\dagger} + \text{H.c.})] \\ & + \frac{J_c S}{2} \sum_{i, \ell \neq \ell'} [(a_i^{(\ell)} a_i^{(\ell)\dagger} + a_i^{(\ell')} a_i^{(\ell')\dagger}) + (a_i^{(\ell)\dagger} a_i^{(\ell')\dagger} + \text{H.c.})], \end{aligned} \quad (27)$$

for case (i) and

$$\begin{aligned} \mathcal{H} = JS \sum_{\langle ij \rangle, \ell} & [(a_i^{(\ell)} a_i^{(\ell)\dagger} + a_j^{(\ell)} a_j^{(\ell)\dagger}) + (a_i^{(\ell)\dagger} a_j^{(\ell)\dagger} + \text{H.c.})] \\ & + \frac{J_c S}{2} \sum_{i, \ell \neq \ell'} [(a_i^{(\ell)} a_i^{(\ell)\dagger} + a_i^{(\ell')} a_i^{(\ell')\dagger}) + (a_i^{(\ell)\dagger} a_i^{(\ell')\dagger} + \text{H.c.})], \end{aligned} \quad (28)$$

for case (ii). The Fourier transform of Eqs. (27) and (28) gives the bosonic BdG Hamiltonian in Eq. (6).

Quantum field theory description of Aharonov-Casher phase. In the presence of an electromagnetic field, the low-energy charge-neutral Dirac magnons are governed by the 2+1 dimensional Dirac-Pauli Lagrangian⁷²

$$\mathcal{L} = \bar{\psi} \left[-\varepsilon_0 \gamma^0 + v_D i \gamma^\mu \partial_\mu - \frac{v_D \mu m}{2} \sigma^{\mu\nu} F_{\mu\nu} \right] \psi, \quad (29)$$

where ε_0 accounts for the finite energy Dirac magnon and v_D is the group velocity of the Dirac magnon, and $\bar{\psi} = \psi^\dagger \gamma^0$. The electromagnetic field tensor is $F_{\mu\nu}$ and $\sigma^{\mu\nu} = \frac{i}{2} [\gamma^\mu, \gamma^\nu] = i \gamma^\mu \gamma^\nu$, ($\mu \neq \nu$) with $\gamma^\mu = (\gamma^0, \gamma^i)$.

To describe the antiferromagnetic Dirac magnon in the presence of an oscillating electric field, we follow the procedure in ref.⁷³. In (2+1) dimensions, there are two inequivalent representations of the Dirac gamma matrices

which generate different Clifford algebras. These two inequivalent representations of the Dirac matrices can be used to describe the $S_z = 1$ and $S_z = -1$ sectors of the antiferromagnetic Dirac magnons. They obey the relation

$$\gamma^\mu \gamma^\nu = g^{\mu\nu} + i\hat{s}\epsilon^{\mu\nu\lambda}\gamma_\lambda \quad (30)$$

where $g^{\mu\nu} = \text{diag}(1, -1, -1)$ is the Minkowski metric and $\epsilon^{\mu\nu\lambda}$ is an antisymmetric tensor in (2+1) dimensions.

$$\hat{s} = i\gamma^0\gamma^1\gamma^2 = \gamma^0\sigma^{12}, \quad (31)$$

with eigenvalues $s = \pm 1$. We choose the representation

$$\gamma^0 = \begin{pmatrix} \sigma_z & 0 \\ 0 & \sigma_z \end{pmatrix}, \quad \gamma^1 = \begin{pmatrix} i\sigma_y & 0 \\ 0 & -i\sigma_y \end{pmatrix}, \quad \gamma^2 = \begin{pmatrix} -i\sigma_x & 0 \\ 0 & -i\sigma_x \end{pmatrix}, \quad (32)$$

such that \hat{s} is diagonal and it is given by

$$\hat{s} = \begin{pmatrix} I & 0 \\ 0 & -I \end{pmatrix}. \quad (33)$$

In this representation the interaction term transforms as

$$\bar{\psi}\sigma^{\mu\nu}F_{\mu\nu}\psi = -\hat{s}\epsilon_{\mu\nu\lambda}F^{\mu\nu}\bar{\psi}\gamma^\lambda\psi. \quad (34)$$

The Lagrangian can then be written as

$$\mathcal{L} = \bar{\psi} \left[-\varepsilon_0\gamma^0 + iv_D\gamma^\mu\partial_\mu + \hat{s}v_D\mu_m\gamma^\mu Q_\mu \right] \psi, \quad (35)$$

where $Q_\mu = (1/2)\epsilon_{\lambda\nu\mu}F^{\lambda\nu}$ is the effective vector potential dual of the field strength tensor. We consider an electromagnetic field with only an oscillating electric field vector $\vec{E}(\tau)$. Hence, $Q_\mu = \Xi(\tau) = \vec{E}(\tau) \times z$. The Hamiltonian is given by

$$H = \int d^2x [\pi(x)\dot{\psi}(x) - \mathcal{L}] \equiv \int d^2x \psi^\dagger \mathcal{H}_D \psi, \quad (36)$$

where $\pi(x) = \frac{\partial \mathcal{L}}{\partial \dot{\psi}(x)}$ is the generalized momentum. The Hamiltonian is given by

$$\mathcal{H}_D = v_0 + v_D\vec{\alpha} \cdot \left(-i\vec{\nabla} - \hat{s}\mu_m\Xi(\tau) \right), \quad (37)$$

where $\vec{\alpha} = \gamma^0\vec{\gamma}$. This is the effective form of the bosonic BdG Hamiltonian in Eq. (6) in the presence of an oscillating electric field vector.

Magnonic Floquet-Bloch theory. The time-dependent bosonic BdG Hamiltonian $\mathcal{H}(\vec{k}, \tau)$ can be studied by the Floquet-Bloch formalism. We can expand it as

$$\mathcal{H}(\vec{k}, \tau) = \sum_{n=-\infty}^{\infty} e^{in\omega\tau} \mathcal{H}_n(\vec{k}), \quad (38)$$

where the Fourier components are given by $\mathcal{H}_n(\vec{k}) = \frac{1}{T} \int_0^T e^{-in\omega\tau} \mathcal{H}(\vec{k}, \tau) d\tau = \mathcal{H}_{-n}^\dagger(\vec{k})$. The corresponding eigenvectors can be written as $|\psi_\alpha(\vec{k}, \tau)\rangle = e^{-i\epsilon_\alpha(\vec{k})\tau} |\chi_\alpha(\vec{k}, \tau)\rangle$, where $|\chi_\alpha(\vec{k}, \tau)\rangle = |\chi_\alpha(\vec{k}, \tau + T)\rangle = \sum_n e^{in\omega\tau} |\chi_\alpha^n(\vec{k})\rangle$ is the time-periodic Floquet-Bloch wave function of magnons and $\epsilon_\alpha(\vec{k})$ are the magnon quasi-energies. We define the Floquet operator as $\mathcal{H}^F(\vec{k}, \tau) = \mathcal{H}(\vec{k}, \tau) - i\partial_\tau$. The corresponding eigenvalue equation is of the form

$$\sum_m [\mathcal{H}_{n-m}(\vec{k}) + m\omega\delta_{n,m}] \chi_\alpha^m(\vec{k}) = \epsilon_\alpha(\vec{k}) \chi_\alpha^n(\vec{k}). \quad (39)$$

Each block Hamiltonian in Eq. (6) obeys this equation.

References

* Electronic address: sowerre@perimeterinstitute.ca

- ¹ Oka, T. & Aoki, H. Photovoltaic Hall effect in graphene. *Phys. Rev. B* **79**, 081406 (2009).
- ² Inoue, J. -I. & Tanaka, A. Photoinduced Transition between Conventional and Topological Insulators in Two-Dimensional Electronic Systems. *Phys. Rev. Lett.* **105**, 017401 (2010).
- ³ Lindner, N., Refael, G. & Gaslitiski, V. Floquet topological insulator in semiconductor quantum wells. *Nat. Phys.* **7**, 490 (2011).
- ⁴ Calvo H. L. et al. Tuning laser-induced bandgaps in graphene. *Appl. Phys. Lett.* **98**, 232103 (2011).
- ⁵ Kitagawa T. et al. Transport properties of nonequilibrium systems under the application of light: Photoinduced quantum Hall insulators without Landau levels. *Phys. Rev. B* **84**, 235108 (2011).
- ⁶ Delplace, P., Gómez-León, Á. & Platero, G. Merging of Dirac points and Floquet topological transitions in ac-driven graphene. *Phys. Rev. B* **88**, 245422 (2013).
- ⁷ Cayssol J. et al. Floquet topological insulators. *Physica Status Solidi (RRL)* **7**, 101 (2013).
- ⁸ Wang Y. H. et al. Observation of Floquet-Bloch States on the Surface of a Topological Insulator. *Science* **342**, 453 (2013).
- ⁹ Rechtsman, M. C. Photonic Floquet topological insulators. *Nature* **496**, 196 (2013).
- ¹⁰ Ezawa, M. Photoinduced Topological Phase Transition and a Single Dirac-Cone State in Silicene. *Phys. Rev. Lett.* **110**, 026603 (2013).
- ¹¹ Grushin, A. G., Gómez-León, Á. & Neupert, T. Floquet Fractional Chern Insulators. *Phys. Rev. Lett.* **112**, 156801 (2014).
- ¹² Jotzu, G. et al. Experimental realization of the topological Haldane model with ultracold fermions. *Nature* **515**, 237 (2014).
- ¹³ Zhai, X. & Jin, G. Photoinduced topological phase transition in epitaxial graphene. *Phys. Rev. B* **89**, 235416 (2014).
- ¹⁴ Fläschner, N. et al. Experimental reconstruction of the Berry curvature in a Floquet Bloch band. *Science* **352**, 1091 (2016).
- ¹⁵ Wang R. et al. Floquet Weyl semimetal induced by off-resonant light. *EPL (Europhys. Lett.)* **105**, 17004 (2014).
- ¹⁶ Goldman, N. & Dalibard, J. Periodically Driven Quantum Systems: Effective Hamiltonians and Engineered Gauge Fields. *Phys. Rev. X* **4**, 031027 (2014).
- ¹⁷ Bukov, M., D'Alessio, L. & Polkovnikov, A. Universal High-Frequency Behavior of Periodically Driven Systems: from Dynamical Stabilization to Floquet Engineering. *Adv. Phys.* **64**, 139, (2015).
- ¹⁸ Eckardt, A. & Anisimovas, E. High-frequency approximation for periodically driven quantum systems from a Floquet-space perspective. *New J. Phys.* **17**, 093039 (2015).
- ¹⁹ Ebihara, S., Fukushima, K. & Oka, T. Chiral pumping effect induced by rotating electric fields. *Phys. Rev. B* **93**, 155107 (2016).
- ²⁰ Chan C. -K. et al. When Chiral Photons Meet Chiral Fermions: Photoinduced Anomalous Hall Effects in Weyl Semimetals. *Phys. Rev. Lett.* **116**, 026805 (2016).
- ²¹ Yan, Z. & Wang, Z. Tunable Weyl Points in Periodically Driven Nodal Line Semimetals. *Phys. Rev. Lett.* **117**, 087402 (2016).
- ²² Zhang, X. -X., Ong, T. T. & Nagaosa, N. Theory of photoinduced Floquet Weyl semimetal phases. *Phys. Rev. B* **94**, 235137 (2016).
- ²³ Saha, K. Photoinduced Chern insulating states in semi-Dirac materials. *Phys. Rev. B* **94**, 081103(R) (2016).
- ²⁴ Hübener, H. et al. Creating stable Floquet-Weyl semimetals by laser-driving of 3D Dirac materials. *Nat. Commun.* **8**, 13940 (2017).
- ²⁵ Stepanov, E. A., Dutreix, C. & Katsnelson, M. I. Dynamical and Reversible Control of Topological Spin Textures. *Phys. Rev. Lett.* **118**, 157201 (2017).
- ²⁶ Plekhanov, K., Roux, G. & Le Hur, K. Floquet engineering of Haldane Chern insulators and chiral bosonic phase transitions. *Phys. Rev. B* **95**, 045102 (2017).
- ²⁷ Du, L., Zhou, X. & Fiete, G. A. Quadratic band touching points and flat bands in two-dimensional topological Floquet systems. *Phys. Rev. B* **95**, 035136 (2017).
- ²⁸ Wang, Y., Liu, Y. & Wang, B. Effects of light on quantum phases and topological properties of two-dimensional Metal-organic frameworks. *Sci. Rep.* **7**, 41644 (2017).
- ²⁹ Roy, R. & Harper, F. Periodic table for Floquet topological insulators. *Phys. Rev. B* **96**, 155118 (2017).
- ³⁰ Yao, S., Yan, Z. & Wang, Z. Topological invariants of Floquet systems: General formulation, special properties, and Floquet topological defects. *Phys. Rev. B* **96**, 195303 (2017).
- ³¹ Chumak, A. V. et al. Magnon spintronics. *Nat. Phys.* **11**, 453 (2015).
- ³² Lenk, B. et al. The building blocks of magnonics. *Phys. Rep.* **507**, 107 (2011).
- ³³ Aharonov, Y. & Casher, A. Topological Quantum Effects for Neutral Particles. *Phys. Rev. Lett.* **53**, 319 (1984).
- ³⁴ Cao, Z., Yu, X. & Han, R. Quantum phase and persistent magnetic moment current and Aharonov-Casher effect in a $s = 1/2$ mesoscopic ferromagnetic ring. *Phys. Rev. B* **56**, 5077 (1997).
- ³⁵ Meier F. & Loss, D. Magnetization Transport and Quantized Spin Conductance. *Phys. Rev. Lett.* **90**, 167204 (2003).
- ³⁶ Liu, T. & Vignale, G. Electric Control of Spin Currents and Spin-Wave Logic. *Phys. Rev. Lett.* **106**, 247203 (2011).
- ³⁷ Zhang, X. et al. Electric-field coupling to spin waves in a centrosymmetric ferrite. *Phys. Rev. Lett.* **113**, 037202 (2014).
- ³⁸ Nakata, K., Klinovaja, J. & Loss, D. Magnonic quantum Hall effect and Wiedemann-Franz law. *Phys. Rev. B* **95**, 125429 (2017).
- ³⁹ Ying S. & Wang, X. R. Chiral anomaly of Weyl magnons in stacked honeycomb ferromagnets. *Phys. Rev. B* **96**, 104437 (2017).
- ⁴⁰ Owerre, S. A. Floquet Topological Magnons. *J. Phys. Commun.* **1**, 021002 (2017).
- ⁴¹ Owerre, S. A. Photoinduced Topological Phase Transitions in Topological Magnon Insulators. *Sci. Rep.* **8**, 4431 (2018).
- ⁴² Kar, S. & Basu, B. Photo-induced Entanglement in a Magnonic Floquet Topological Insulator. *arXiv:1806.02125* (2018).
- ⁴³ Owerre, S. A. Floquet Weyl Magnons in Three-Dimensional Quantum Magnets. *Sci. Rep.* **8**, 10098 (2018).

- ⁴⁴ Kovalev, A. A. & Zyuzin, V. Magnon spin Nernst effect in antiferromagnets. *Phys. Rev. B* **93**, 161106(R) (2016).
- ⁴⁵ Nakata, K. Kim, S. E., Klinovaja, J. & Loss, D. Magnonic topological insulators in antiferromagnets. *Phys. Rev. B* **96**, 224414 (2017).
- ⁴⁶ Lee, K. H., Chung, S. B., Park, K. & Park, J. -G. Magnonic quantum spin Hall state in the zigzag and stripe phases of the antiferromagnetic honeycomb lattice. *Phys. Rev. B* **97**, 180401(R) (2018).
- ⁴⁷ Mook, A., Göbel, B., Henk, J. & Mertig, I. Taking an electron-magnon duality shortcut from electron to magnon transport. *Phys. Rev. B* **97**, 140401(R) (2018).
- ⁴⁸ Kondo, H. Akagi, Y. & Katsura, H. \mathbb{Z}_2 Topological Invariant for Magnon Spin Hall Systems. arXiv:1808.09149 (2018).
- ⁴⁹ Joshi, D. G & Schnyder, A. P. \mathbb{Z}_2 topological quantum paramagnet on a honeycomb bilayer. arXiv:1809.06387 (2018).
- ⁵⁰ Owerre, S. A. A first theoretical realization of honeycomb topological magnon insulator. *J. Phys.: Condens. Matter* **28**, 386001 (2016).
- ⁵¹ Dzyaloshinsky, I. A thermodynamic theory of “weak” ferromagnetism of antiferromagnetics. *J. Phys. Chem. Solids* **4**, 241 (1958).
- ⁵² Moriya, T. Anisotropic Superexchange Interaction and Weak Ferromagnetism. *Phys. Rev.* **120**, 91 (1960).
- ⁵³ Kane, C. L. & Mele, E. J. Quantum Spin Hall Effect in Graphene. *Phys. Rev. Lett.* **95**, 226801 (2005).
- ⁵⁴ Kane, C. L. & Mele, E. J. \mathbb{Z}_2 Topological Order and the Quantum Spin Hall Effect. *Phys. Rev. Lett.* **95**, 146802 (2005).
- ⁵⁵ Bernevig, B. A., Hughes, T. L. & Zhang, S. C. Quantum Spin Hall Effect and Topological Phase Transition in HgTe Quantum Wells. *Science*, **314**, 1757 (2006).
- ⁵⁶ Shiomi, Y. Takashima, R. & E. Saitoh, E. Signature of magnon Nernst effect in an antiferromagnetic insulator. *Phys. Rev. B* **96**, 134425 (2017).
- ⁵⁷ Huang, B. et al. Layer-dependent ferromagnetism in a van der Waals crystal down to the monolayer limit. *Nature (London)* **546**, 270 (2017).
- ⁵⁸ Jiang, S., Shan, J. & Mak, K. F. Electric-field switching of two-dimensional van der Waals magnets. *Nat. Mater.* **17**, 406 (2018).
- ⁵⁹ Klein, D. R. et al. Probing magnetism in 2D van der Waals crystalline insulators via electron tunneling. *Science* **360**, 1218 (2018).
- ⁶⁰ Lenk, B. et al. Photo-magnonics. arXiv:1208.5383 (2012).
- ⁶¹ Mentink, et al. Manipulating magnetism by ultrafast control of the exchange interaction. *J. Phys.: Condens. Matter* **29**, 453001 (2017).
- ⁶² Schellekens, A. J. et al. Ultrafast spin-transfer torque driven by femtosecond pulsed-laser excitation. *Nat. Commun.* **5**, 4333 (2014).
- ⁶³ Walowski, J. & Münzenberg, M., Perspective: Ultrafast magnetism and THz spintronics. *J. Appl. Phys.* **120**, 140901 (2016).
- ⁶⁴ Holstein, T. & Primakoff, H. Field Dependence of the Intrinsic Domain Magnetization of a Ferromagnet. *Phys. Rev.* **58**, 1098 (1940).
- ⁶⁵ Fukui, T., Hatsugai, Y. & Suzuki, H. Chern Numbers in Discretized Brillouin Zone: Efficient Method of Computing (Spin) Hall Conductances. *J. Phys. Soc. Jpn.* **74**, 1674 (2005).
- ⁶⁶ Katsura, H., Nagaosa, N. & Lee, P. A. Theory of the Thermal Hall Effect in Quantum Magnets. *Phys. Rev. Lett.* **104**, 066403 (2010).
- ⁶⁷ Matsumoto, R. & Murakami, S. Theoretical Prediction of a Rotating Magnon Wave Packet in Ferromagnets. *Phys. Rev. Lett.* **106**, 197202 (2011).
- ⁶⁸ Matsumoto, R. & Murakami, S. Rotational motion of magnons and the thermal Hall effect. *Phys. Rev. B* **84**, 184406 (2011).
- ⁶⁹ Lee, H., Han, J. H. & Lee, P. A. Thermal Hall effect of spins in a paramagnet. *Phys. Rev. B.* **91**, 125413 (2015).
- ⁷⁰ Cheng, R., Okamoto, S. & Xiao, D. Spin Nernst Effect of Magnons in Collinear Antiferromagnets. *Phys. Rev. Lett.* **117**, 217202 (2016).
- ⁷¹ Zhang, Y., Okamoto, S. & Xiao, D. Spin-Nernst effect in the paramagnetic regime of an antiferromagnetic insulator. *Phys. Rev. B* **98**, 035424 (2018).
- ⁷² Bjorken, J. D. & Drell, S. D. *Relativistic Quantum Mechanics* (New York, McGraw-Hill) (1964).
- ⁷³ He, X. -G. & McKellar, B. H. J. Topological effects, dipole moments, and the dual current in 2+1 dimensions. *Phys. Rev. A* **64**, 022102 (2001).
- ⁷⁴ Chen, L. et al. Topological spin excitations in honeycomb ferromagnet CrI₃. arXiv:1807.11452 (2018).

Acknowledgements

Research at Perimeter Institute is supported by the Government of Canada through Industry Canada and by the Province of Ontario through the Ministry of Research and Innovation.

Author Contributions

S. A. Owerre conceived the idea, performed the calculations, discussed the results, and wrote the manuscript.

Additional Information

Competing Interests. I declare that the author has no competing interests as defined by Nature Research, or other interests that might be perceived to influence the results and/or discussion reported in this paper.