

Phase-mediated magnon chaos-order transition in cavity optomagnonics

Zeng-Xing Liu, Cai You, Bao Wang, Hao Xiong, and Ying Wu

School of physics, Huazhong University of Science and Technology, Wuhan 430074, China

(Dated: December 27, 2018)

Magnon as a quantized spin wave has attracted extensive attentions in various fields of physics, such as magnon spintronics, microwave photonics, and cavity quantum electrodynamics. Here, we explore theoretically magnon chaos-order transition in cavity optomagnonics, which is still remains largely unexplored in this emerging field. We find that the evolution of the magnon experiences the transition from order to period-doubling bifurcation and finally enter chaos by adjusting the microwave driving power. Different from the normal chaos, the magnon chaos-order transition proposed here is phase-mediated. Beyond their fundamental scientific significance, our results will contribute to the comprehending of nonlinear phenomena and chaos in optomagnonical system, and may find applications in chaos-based secure communication.

PACS numbers: 42.65.Sf, 42.50.Pq, 05.45.Gg

The strong and even ultrastrong coupling between microwave cavity photons and spin collective excitations has been implemented experimentally in optomagnonical system [1–5], in which a millimeter-scale yttrium-iron-garnet (YIG, $\text{Y}_3\text{Fe}_5\text{O}_{12}$) sphere is mounted in a microwave cavity field, and considerable magnon polaritons will generate when the YIG sphere is diametrically pumped [6, 7]. YIG is a magnetic insulator well known for its unique material properties [8]. On the one hand, YIG has a large spin density as $\rho_s \approx 4.22 \times 10^{27} m^{-3}$ and abundant magnonic nonlinearities. Besides, YIG as a remarkable information carrier can be coupled with microwave photon and acoustic phonon, which provides an outstanding platform for quantum state transfer between different systems [9–12]. On the other hand, YIG maintains a good ferromagnetic property at both cryogenic and room temperatures [2] as a result of its Curie temperature as high as 559 K. This novel optomagnonical system derives a new research discipline in the field of magnon spintronics [13], microwave photonics [3–5], and cavity quantum electrodynamics [1, 2], as well as leads to many attractive applications in quantum manipulation and quantum information processing [14–16]. A vital example is that a broadband and long-lifetime magnon dark state has been observed in a multiple magnon modes coupled a microwave cavity field, which offers a feasible way to establish a magnon gradient memory to store quantum information at room temperature [14], as well as provides an accessible route to multimode quantum memories and quantum networks.

Lately, the concept of magnon nonlinear effect originating from the magnetocrystalline anisotropy in YIG sphere [17–19] has been introduced, and the nonlinearity-induced frequency shift [6] and the bistability of cavity magnon polaritons has been observed experimentally [7]. As a fascinating nonlinear phenomenon, magnon nonlinearity is not only of great significance in studying nonlinear features of the magnetic material, but plays an indispensable role in excavating the potential application of magnonical system as well [20]. It is well known that nonlinear system is often accompanied by chaotic motion when the nonlinear strength reaches the chaotic threshold [21]. A very natural question is whether the magnon nonlinearity can trigger chaos and whether such chaotic behavior can be effectively controlled through a sim-

ple as well as feasible way. As far as we know, however, the investigations of the dynamics with a view towards magnon chaotic motion remains largely unexplored, so further insight into the magnon chaotic behavior will contribute to the understanding of nonlinear coherent phenomena and chaos, as well as substantially promote the development of the field of nonlinear magnonics.

In the present work, we explore theoretically magnon chaos in an optomagnonical system, and an efficacious manipulation of the magnon chaos-order transition by bridling the relative phase of the microwave driving field has been discussed in detail. Here, we mainly focus on the Kittel mode while the other spin wave modes [22] can be safely neglected, which is demonstrated to be valid in experiment [23]. For one thing, the small YIG sphere can be placed at the uniform field of the antenna to reduce the disturbance from other spin wave modes. For another, the frequency of the Kittel mode can be adjusted to resonate with the microwave cavity field while the other other spin wave modes is off-resonance with the microwave cavity field. Numerical calculations shown that as we increase the microwave power, the evolution of the magnon polaritons undergoes the route from periodic to period-doubling oscillations and finally enter chaos, which shows an excellent agreement with chaotic theory [24–26]. Compared to normal chaos, the magnon chaos-order transition proposed here is phase-mediated, and we can easily implement the opening and closing of chaotic windows by harnessing the relative phase of the microwave driving field. Additionally, the experimental platform shown in Ref. [7] provides all accessible experimental conditions that trigger magnon chaos as well as achieve chaos-order transition. Our results, therefore, not only deepen our cognition of magnon-polaritons nonlinearity and chaos, but also may provide an accessible platform for achieving chaotic transfer of information processing and chaos-based secure communication, as [27–29] have suggested.

The physical model is schematically shown in Figure 1. The system consists of a high-finesse microwave cavity field, in which a millimeter-scale YIG sphere is directly driven by a microwave source with central frequency ω_d , pump power P_d , initial phase φ_d , and amplitude ξ_d [6]. Experiments have

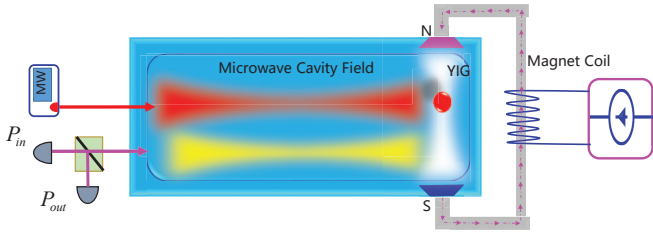


FIG. 1: Schematic diagram of an optomagnonical system, in which a millimeter-scale YIG sphere is mounted in a high-finesse microwave cavity and placed inside an external bias magnetic field. The YIG sphere is directly driven by a microwave source (MW) and the cavity field is driven by a bichromatic input field.

demonstrated that considerable magnon polaritons will generate from the YIG sphere and the magnon nonlinear effect will be exceedingly enhanced by directly pumping the YIG sphere [6, 7]. An external bias magnetic field is placed in the microwave cavity field and the frequency of the magnon mode can be tuned at will by adjusting the bias magnetic field [13]. The interaction between the microwave cavity photon and the magnon mode can be well described by the Hamiltonian as $\hat{H}_1 = \hbar G(\hat{a}\hat{b}^\dagger + \hat{a}^\dagger\hat{b})$, where G is the magnon-photon coupling strength, and \hat{a} (\hat{a}^\dagger) and \hat{b} (\hat{b}^\dagger) are the annihilation (creation) operators of the microwave photon with frequency ω_a and the magnon mode with frequency ω_b , respectively. The evolutionary dynamics of the optomagnonical system can be well written by a group of nonlinear partial differential equations as [6]:

$$\partial \cdot \boldsymbol{\xi} = \mathbf{U} \cdot \boldsymbol{\xi} - i\varphi, \quad (1)$$

where $\partial \cdot \boldsymbol{\xi} = (d\hat{a}/dt, d\hat{b}/dt)^T$, $\boldsymbol{\xi} = (\hat{a}, \hat{b})^T$, $\varphi = (\xi_1 e^{-i(\Delta_1 t + \varphi_1)} + \xi_p e^{-i(\Delta_p t + \varphi_p)}, \xi_d e^{-i\varphi_d})^T$ with the transpose superscript T , and the coefficient matrix

$$\mathbf{U} = \begin{pmatrix} -(i\Delta_a + \kappa/2) & -iG \\ -iG & -(i\Delta_b + \gamma_b/2) - i\mathfrak{K} \end{pmatrix},$$

where κ and γ_b , respectively, indicating the decay rate of the microwave cavity field and the magnon mode, are accounted phenomenologically. $\Delta_{i(a,b,l,p)} = \omega_i - \omega_d$ are the frequency detuning of the cavity, magnon, and the pump beam modes relative to the microwave driving field, respectively. $\xi_j = \sqrt{\kappa P_j / \hbar \omega_j}$ ($j = 1, p$) are the amplitudes of the bichromatic input field with the frequency ω_1 and ω_p , the power P_1 and P_p . φ_1 and φ_p , respectively, are the initial phases of the dual-pump field, and for convenience, we assume that $\varphi_1 = \varphi_p = \varphi$. $\mathfrak{K} = 2\mathfrak{N}\hat{b}^\dagger\hat{b} + \mathfrak{S}$, where $\mathfrak{S} = \mu_0 \mathfrak{N}_0 \varrho^2 / (\mathcal{M}^2 \mathcal{V}_m)$ is the magnon nonlinear coefficient with μ_0 the magnetic permeability of free space, \mathfrak{N}_0 the first-order anisotropy constant, ϱ the gyromagnetic ratio, \mathcal{M} the saturation magnetization, and \mathcal{V}_m the volume of the YIG sphere [6]. Equation 1 shows that the nonlinearity of the magnonical system all stems from the magnon Kerr-like nonlinearity, viz., the terms $\mathfrak{N}\hat{b}^\dagger\hat{b}\hat{b}$, and more importantly, the magnon nonlinear coefficient \mathfrak{S} is inversely proportional to the volume of the YIG sphere [7], and then the

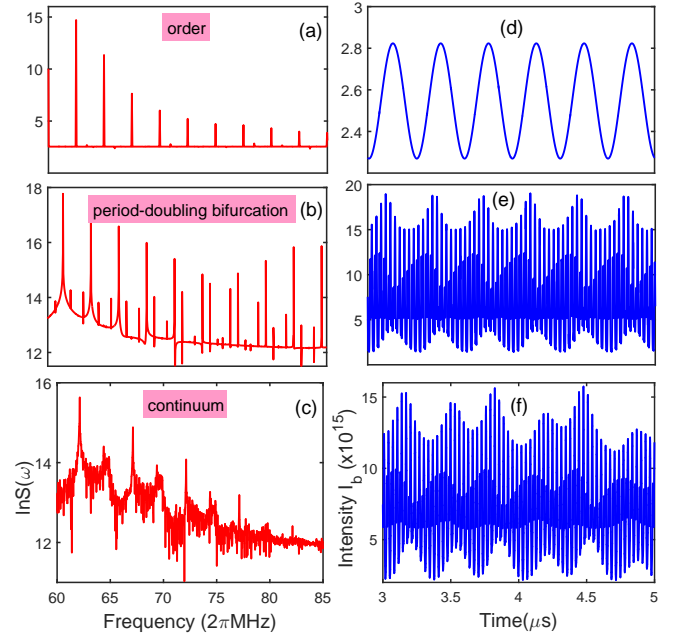


FIG. 2: Oscillation of the magnon polaritons is plotted in the frequency domain (a)-(c) as well as in the temporal domain (d)-(f), for three different values of the microwave driving-field power $P_d = 101.3, 184.7, \text{ and } 229.5$ mW, respectively. The parameters we used are [6]: $\omega_a/2\pi = \omega_b/2\pi = 10.1$ GHz, $\kappa/2\pi = 1$ MHz, $\gamma_b/2\pi = 3$ MHz, $G/2\pi = 44.1$ MHz, $\mathfrak{S}/\kappa \approx 10^{-16}$ [30]. The detuning $\Delta_{i=a,b,l,p} = \gamma_b$, the initial phase $\varphi = \varphi_d = 0$, and the powers of the two-tone input field, respectively, $P_1 = 149.9$ mW and $P_p = 149.1$ mW. The initial value of $\vec{\sigma} = (a_r, a_i, b_r, b_i) = (0, 0, 0, 0)$ and $\vec{\delta} = (\delta a_r, \delta a_i, \delta b_r, \delta b_i) = (10^{-8}, 10^{-8}, 10^{-8}, 10^{-8})$.

strength of the magnon nonlinearity can be dramatically enhanced by using a small-volume YIG sphere.

In this work, we are only interested in the mean response of the system and thus, the operator can be reduced to their expectation values, viz., $o(t) \equiv \langle \hat{o}(t) \rangle$ [31], where $o(t)$ is an any cavity field or magnon operator. Here, we need to point out that the system ambient temperature we consider is low temperature, so the influence of the thermal noise can be safely ignored. In order to facilitate the discussion related to chaotic property of the magnon, we define the mean value of each operators as $o = o_r + io_i$ (o_r and o_i are real numbers). The intensity of the magnon polaritons, thence, defined as $I_b = b_r^2 + b_i^2$, whose Fourier spectrum $S(\omega)$ in the frequency domain can be acquired by performing the fast Fourier transform on I_b [32, 33], where ω is the spectroscopy frequency.

Figure 2 shows the oscillation of the magnon in the frequency domain and temporal domain under different microwave driving fields. As shown in Fig. 2(a), there are higher-order sidebands appear on the frequency spectrogram when the microwave driving laser $P_d = 101.3$ mW. In this case, the oscillation of the magnon polaritons in the temporal domain is stationary (shown in Fig. 2(d)), which means that the evolution of the magnon polaritons is regular. Nonlinear dynamics shows that nonlinear systems often accompanied

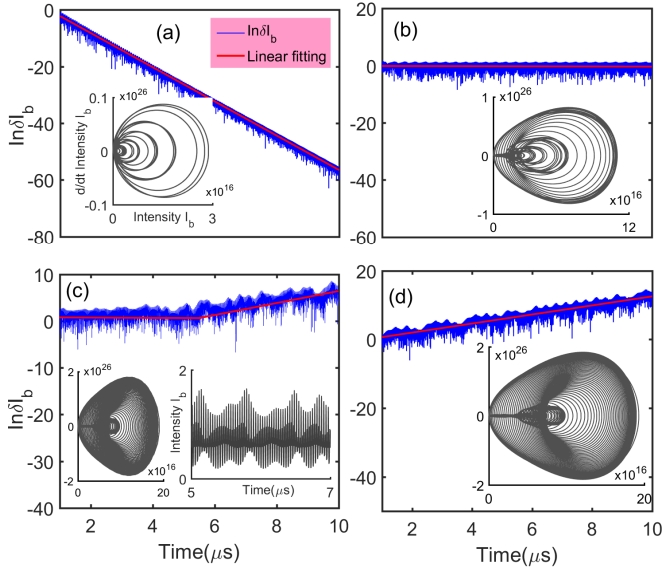


FIG. 3: Theoretical calculation of $\ln \delta I_b$ vary with time (μs) for four different values of the microwave driving-field power $P_d = 101.3, 184.7, 223,$ and 229.5 mW, respectively. The red lines are linear fitting of $\ln \delta I_b$ and the slope of the fitted line represents the value of the maximal Lyapunov exponent. The insets are the phase-space dynamical trajectories of the magnon obtained by plotting the first derivative of the intensity I_b as a function of the intensity I_b .

by chaotic movement when the nonlinear intensity reaches a certain threshold, and period-doubling bifurcation cascades is one of the most common routes to chaos [34]. Namely, the occurrence of period doubling bifurcation presumably indicates the existence of chaos. Such period-doubling bifurcation oscillation are obviously observed in Figs. 2(b) and (e), respectively, when we increase the power of the microwave drive field $P_d = 184.7$ mW. Physically, more and more magnon polaritons will be excited when we increase the power of the microwave driving field, which will lead to stronger magnon-photon nonlinear interactions [6, 7]. In order to obtain more robust magnon nonlinearity, we further increase the power of the microwave driving field $P_d = 229.5$ mW. As Figs. 2(c) and (f) shown, respectively, the sideband spectra is continuous and the oscillation in temporal domain is aperiodic, which insinuates that the evolution of the magnon is chaotic.

As we all know, the butterfly effect is the most unique feature of chaotic movements, namely, the chaotic system is extremely sensitive to tiny perturbations and the dynamical trajectory in phase space is unpredictable [35]. To investigate quantitatively such hypersensitivity to the initial conditions, we assume the evolution of a perturbation $\vec{\delta} = (\delta a_r, \delta a_i, \delta b_r, \delta b_i)$ which characterizes the divergence degree of adjacent trajectories in phase space. The maximal Lyapunov exponent (MLE) of the magnon defined by the logarithmic slope of the perturbation δI_b ($\delta I_b = |b + \delta b|^2 - I_b$) versus time t is a measurable description of the rate of convergence or divergence of nearby trajectories in phase space.

In Fig. 3(a), a negative MLE indicates that the perturbation δI_b is attenuate exponentially, consequently, the dynamical

trajectory of magnon evolution in phase space with infinitesimally initial perturbation will not diverge but converge to a common fixed point, as shown in illustration. If, conversely, shown in Fig. 3(d), the MLE is positive which implies that δI_b is divergent and the optomagnonical system is extremely sensitive to initial conditions. The initially nearby trajectories in phase space, therefore, will evolve into teetotally different states and becomes greatly complicated and unpredictable, as shown in the inset in Fig. 3(d). Furthermore, a zero MLE shown in Fig. 3(b) demonstrates the appearance of period-doubling bifurcations and the trajectories in phase space as illustration displayed. In particular, in Fig. 3(c), we can see that the duration of periodic bifurcation just lasts about 5 microseconds, and after that the oscillation of the magnon becomes chaos, which is referred to as the transient chaos [36]. The gray oscillation curve clearly shows the change of the intensity of magnon I_b from aperiodic oscillation to periodic oscillation in temporal domain. From above discussion we can see that as we increase the power of the microwave driving field, the evolution of the magnon polaritons transits from a stabilize behaviours to a periodic-doubling oscillations and finally enter the chaotic state. Physically, magnon chaos-order transition arising from the nonlinear interactions between the microwave photons and magnon polaritons can be substantially modified by the microwave driving source.

Implementing the control of chaos-order transition is of fundamental importance in nonlinear science [37, 38] and may find span-new applications in chaotic encryption and chaos-based secure communication [27–29]. In our scheme we find that the magnon chaos-order transition is phase-mediated, namely, one can easily tailor the optomagnonical system enters or withdraws chaotic regime just by harnessing the relative phase of the microwave driving field. As is well-know that

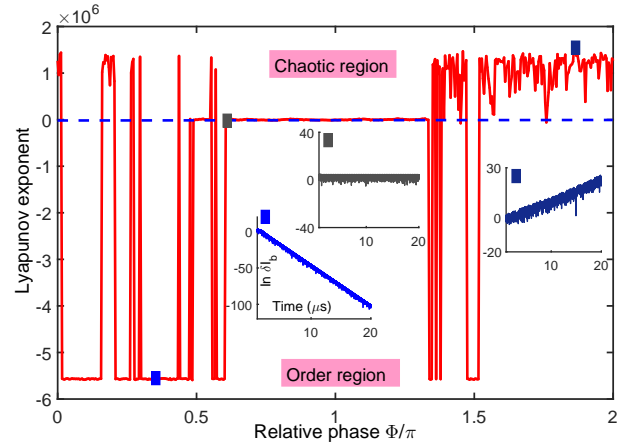


FIG. 4: The maximal Lyapunov exponent vary with the relative phase of the microwave driving field Φ/π within a fixed time interval $3 \rightarrow 6$ μs . The whole area is divided into two region (labeled with the blue dotted line): chaotic region and order region. The insets: $\ln \delta I_b$ vary with time (μs) under different occasions of Φ/π (the blue, gray, and violet dots correspond to the relative phases $\Phi/\pi = 0.3567, 0.6052,$ and 1.8601 , respectively). The other parameters are the same as those in Fig. 3(d)

phase is an extremely important physical quantity and plays a critical role in information carrying and coherence characteristics. The control of chaos-order transition through phase adjustment, therefore, will be very interesting and significant in application. Figure 4 plots the relationship between the MLE and the relative phase of the microwave driving field. The whole area is divided into two region (labeled with the blue dotted line): chaotic region and order region. Evidently, the optomagnon system can be well tailored enters or withdraws chaotic regime by harnessing the relative phase of the microwave driving field. For example, in the regime of $\Phi/\pi \in (0.3006, 0.4329)$ (blue dot interval), the MLE is negative and $\ln \delta I_b$ vary with time as the blue line shown, which corresponds to the ordered magnon oscillation. Interestingly, a wide period oscillation window appears in the regime of $\Phi/\pi \in (0.6052, 1.3350)$ (gray dot interval), in which the MLE is zero indicating the period-doubling oscillations of the magnon polaritons. In addition, a conspicuous chaotic window can be found in the regime of $\Phi/\pi \in (1.5190, 2)$ (violet dot interval), in which the MLE is positive and the value of the MLE characterizing the degree of chaos changes continuously as the alteration of the relative phase Φ . Excursive oscillation of MLE in the chaotic window fully demonstrates that the evolution of chaotic systems is greatly complicated and unpredictable.

The physical mechanism can be explained as follows: after considering the phase effect, the Hamiltonian of the interaction between the microwave cavity photon and the magnon mode becomes $\tilde{H}_1 = \hbar(\tilde{G}^* \tilde{a} \tilde{b}^\dagger + \tilde{G} \tilde{a}^\dagger \tilde{b})$. Here, $\tilde{a} = \hat{a} e^{-i\varphi}$, $\tilde{b} = \hat{b} e^{-i\varphi_d}$, and the magnon-photon coupling strong $\tilde{G} = G e^{-i\Phi}$ with the relative phase of the microwave driving field $\Phi = \varphi - \varphi_d$. Evidently, the interaction between the microwave pho-

ton and the magnon is phase-dependent, namely, the magnon chaos-order transition can be modified by adjusting the relative phase of the microwave driving field. As Fig. 4 shown, such alternating chaotic and order windows completely determined by the relative phase of the microwave driving field, which provides us an effective and feasible way to manipulate chaos-order transition, and may be important in encryption and decryption of information processing [27–29].

In summary, a fascinating magnon chaotic behavior has been investigated in detail, and an effective method to control chaos-order transition has been discussed. We found that the dynamic evolution of the magnon system shows strong parameter dependence, and the magnon chaos-order transition can be well tailored by operating the relative phase of the microwave driving field. We believe that triggering, transiting, and controlling magnon chaos may have great significance for excavating the nonlinear characteristics of the optomagnon system. Additionally, such magnon chaos may also be found in other magnonic systems with opto- or electromechanical elements. Based on the current experimental platform, we believe that the magnon chaos-order transition proposed here will be highly accessible in experiments, so our findings may have the potential to pave the way for exploring important applications in the chaotic encrypt of information and chaos-actuated secure communication.

The work was supported by the National Key Research and Development Program of China (Grant No. 2016YFA0301203) and the NSF of China (Grant No. 11774113).

-
- [1] M. Goryachev, W. G. Farr, D. L. Creedon, Y. Fan, M. Kostylev, and M. E. Tobar, “High-cooperativity cavity QED with magnons at microwave frequencies,” *Phys. Rev. Applied* **2**, 054002 (2014).
- [2] D. Zhang, X. M. Wang, T. F. Li, X. Q. Luo, W. Wu, F. Nori, and J. Q. You, “Cavity quantum electrodynamics with ferromagnetic magnons in a small yttrium-iron-garnet sphere,” *npj Quantum Inf.* **1**, 15014 (2015).
- [3] X. Zhang, C. L. Zou, L. Jiang, and H. X. Tang, “Strongly coupled magnons and cavity microwave photons,” *Phys. Rev. Lett.* **113**, 156401 (2014).
- [4] J. A. Haigh, A. Nunnenkamp, A. J. Ramsay, and A. J. Ferguson, “Triple-resonant Brillouin light scattering in magneto-optical cavities,” *Phys. Rev. Lett.* **117**, 133602 (2016).
- [5] C. Braggio, G. Carugno, M. Guarise, A. Ortolan, and G. Ruoso, “Optical manipulation of a magnon-photon hybrid system,” *Phys. Rev. Lett.* **118**, 107205 (2017).
- [6] Y. P. Wang, G. Q. Zhang, D. Zhang, X. Q. Luo, W. Xiong, S. P. Wang, T. F. Li, C. M. Hu, and J. Q. You, “Magnon Kerr effect in a strongly coupled cavity-magnon system,” *Phys. Rev. B* **94**, 224410 (2016).
- [7] Y. P. Wang, G. Q. Zhang, D. Zhang, T. F. Li, C. M. Hu, and J. Q. You, “Bistability of Cavity Magnon Polaritons,” *Phys. Rev. Lett.* **120**, 057202 (2018).
- [8] A. A. Serga, A. V. Chumak, and B. Hillebrands, “YIG magnonics,” *J. Phys. D: Appl. Phys.* **43**, 264002 (2010).
- [9] Y. Tabuchi, S. Ishino, A. Noguchi, T. Ishikawa, R. Yamazaki, K. Usami, and Y. Nakamura, “Coherent coupling between a ferromagnetic magnon and a superconducting qubit,” *Science* **349**, 405 (2015).
- [10] D. Lachance-Quirion, Y. Tabuchi, S. Ishino, A. Noguchi, T. Ishikawa, R. Yamazaki, and Y. Nakamura, “Resolving quanta of collective spin excitations in a millimeter-sized ferromagnet,” *Sci. Adv.* **3**, e1603150 (2017).
- [11] X. Zhang, C. L. Zou, L. Jiang, and H. X. Tang, “Cavity magnomechanics,” *Sci. Adv.* **2**, e1501286 (2016).
- [12] B. Wang, Z. X. Liu, C. Kong, H. Xiong, and Y. Wu, “Magnon-induced transparency and amplification in \mathcal{PT} -symmetric cavity-magnon system,” *Opt. Express* **26**, 20248 (2018).
- [13] A. V. Chumak, V. I. Vasyuchka, A. A. Serga, B. Hillebrands, “Magnon spintronics,” *Nat. Phys.* **11**, 453 (2015).
- [14] X. Zhang, C. L. Zou, N. Zhu, F. Marquardt, L. Jiang, and H. X. Tang, “Magnon dark modes and gradient memory,” *Nat. Commun.* **6**, 8914 (2015).
- [15] Z. X. Liu, B. Wang, C. Kong, H. Xiong, and Y. Wu, “Magnetic-field-dependent slow light in strontium atom-cavity system,” *Appl. Phys. Lett.* **112**, 111109 (2018).
- [16] L. J. Cornelissen, J. Liu, R. A. Duine, J. B. Youssef, and B. J. van Wees, “Long-distance transport of magnon spin information in a magnetic insulator at room temperature,” *Nat. Phys.*

- 11**, 1022 (2015).
- [17] D. D. Stancil and A. Prabhakar, *Spin Waves* (Springer, Berlin, 2009).
- [18] A. G. Gurevich and G. A. Melkov, *Magnetization Oscillations and Waves* (CRC, Boca Raton, FL, 1996).
- [19] D. L. Creedon, K. Benmessai, M. E. Tobar, “Frequency Conversion in a High Q -Factor Sapphire Whispering Gallery Mode Resonator due to Paramagnetic Nonlinearity,” *Phys. Rev. Lett.* **109**, 143902 (2012).
- [20] Z. X. Liu, B. Wang, H. Xiong, and Y. Wu, “Magnon-induced high-order sideband generation,” *Opt. Lett.* **43**, 3698-3701 (2018).
- [21] T. Carmon, H. Rokhsari, L. Yang, T. J. Kippenberg, K. J. Vahala, “Temporal behavior of radiation-pressure-induced vibrations of an optical microcavity phonon mode,” *Phys. Rev. Lett.* **94**, 223902 (2005).
- [22] S. M. Rezende and F. M. de Aguiar, “Spin-wave instabilities, auto-oscillations, and chaos in yttrium-iron-garnet,” *Proc. IEEE* **78**, 893 (1990).
- [23] L. R. Walker, “Resonant Modes of Ferromagnetic Spheroids,” *J. Appl. Phys.* **29**, 318 (1958).
- [24] T. Carmon, M. C. Cross, K. J. Vahala, “Chaotic quivering of micron-scaled on-chip resonators excited by centrifugal optical pressure,” *Phys. Rev. Lett.* **98**, 167203 (2007).
- [25] L. Bakemeier, A. Alvermann, H. Fehske, “Route to chaos in optomechanics,” *Phys. Rev. Lett.* **114**, 013601(2015).
- [26] X. Y. Lü, H. Jing, J. Y. Ma, Y. Wu, “ \mathcal{PT} -Symmetry-Breaking Chaos in Optomechanics,” *Phys. Rev. Lett.* **114**, 253601 (2015).
- [27] A. Argyris, D. Syvridis, L. Larger, V. Annovazzi-Lodi, P. Colet, I. Fischer, J. Garcia-Ojalvo, C. R. Mirasso, L. Pesquera, and A. K. Shore, “Chaos-based communications at high bit rates using commercial fibre-optic links,” *Nature* **438**, 343 (2005).
- [28] H. P. Ren, M. S. Baptista, C. Grebogi, “Wireless communication with chaos,” *Phys. Rev. Lett.* **110**, 184101 (2013).
- [29] M. Sciamanna, K. A. Shore, “Physics and applications of laser diode chaos,” *Nat. Photonics* **9**, 151 (2015).
- [30] J. Li, S. Y. Zhu, and G. S. Agarwal, “Magnon-photon-phonon entanglement in cavity magnomechanics,” *Phys. Rev. Lett.* **121**, 203601 (2018).
- [31] H. Xiong, Z. X. Liu, and Y. Wu, “Highly sensitive optical sensor for precision measurement of electrical charges based on optomechanically induced difference-sideband generation,” *Opt. Lett.* **42**, 3630 (2017).
- [32] H. Xiong, L. G. Si, X. Y. Lü, X. Yang, and Y. Wu, “Carrier-envelope phase-dependent effect of high-order sideband generation in ultrafast driven optomechanical system,” *Opt. Lett.* **38**, 353 (2013).
- [33] Z. X. Liu, H. Xiong, and Y. Wu, “Generation and amplification of a high-order sideband induced by two-level atoms in a hybrid optomechanical system,” *Phys. Rev. A* **97**, 013801 (2018).
- [34] F. Monifi, J. Zhang, Ş. K. Özdemir, B. Peng, Y. X. Liu, F. Bo, F. Nori, L. Yang, “Optomechanically induced stochastic resonance and chaos transfer between optical fields,” *Nat. Photonics* **10**, 399 (2016).
- [35] S. Boccaletti, C. Grebogi, Y.C. Lai, H. Mancini, D. Mazaet, “The control of chaos: theory and applications,” *Phys. Rep.* **329**, 108-109 (2000).
- [36] C. Grebogi, E. Ott, and J. A. Yorke, “Chaotic attractors in crisis,” *Phys. Rev. Lett.* **48**, 1507 (1982).
- [37] H. Xiong, J. H. Gan, and Y. Wu, “Kuznetsov-Ma soliton dynamics based on the mechanical effect of light,” *Phys. Rev. Lett.* **119**, 153901 (2017).
- [38] X. Jiang, L. Shao, S. Zhang, X. Yi, J. Wiersig, L. Wang, Q. Gong, M. Lončar, L. Yang, Y. Xiao, “Chaos-assisted broadband momentum transformation in optical microresonators,” *Science*, **358**, 344 (2017).