

Topological phases of non-symmorphic crystals : Shastry-Sutherland lattice at integer filling

Hyeok-Jun Yang^{1,*} and SungBin Lee^{1,†}

¹Department of Physics, Korea Advanced Institute of Science and Technology, Daejeon, 34141, Korea

(Dated: October 4, 2018)

Motivated by intertwined crystal symmetries and topological phases, we study the possible realization of topological insulator in nonsymmorphic crystals at integer fillings. In particular, we consider spin orbit coupled electronic systems of two-dimensional crystal Shastry-Sutherland lattice at integer filling where the gapless line degeneracy is protected by glide reflection symmetry. Based on a simple tight-binding model, we investigate how the topological insulating phase is stabilized by breaking nonsymmorphic symmetries but in the presence of time reversal symmetry and inversion symmetry. In addition, we also discuss the regime where Dirac semimetal is stabilized, having non trivial Z_2 invariants even without spin orbit coupling (SOC). Our study can be extended to more general cases where all lattice symmetries are broken and we also discuss possible application to topological Kondo insulators in nonsymmorphic crystals where crystal symmetries can be spontaneously broken as a function of Kondo coupling.

Introduction — In the thermodynamic limit, gapped or gapless nature of phases is an important characteristic to classify low energy excitations and their physical properties. For non-interacting system, one can predict so called band insulator where the filling is an integer i.e. unit cell must contain an integer number of electrons per unit cell and spin, thus the band can be completely filled below the Fermi energy. [1] On the other hand, the Mott insulator is a counter example of band insulator where insulating phase with conserving all symmetries are realized even at fractional filling. [2, 3] For such case, the celebrated Hastings-Oshikawa-Lieb-Schultz-Mattis (HOLSM) theorem gives the strong guiding principles for any fractional filling no matter what types of particles and interaction strength; If the system at fractional filling do preserve all the symmetries, it must be either gapless or gapped with degenerate ground states that accompany fractional low energy excitations. [4–8]

In crystals, it turns out that discrete lattice symmetries can give similar constraints even at integer fillings. [9–13] In particular, it holds for nonsymmorphic crystals where their space group symmetries are not represented by a direct product of translation and point group symmetry, thus always contain glide reflections or screw rotations. These symmetries accompany fractional (say $1/S$) translation followed by either reflection or rotational symmetries. Attributed to such fractional translation, the filling ν to be a trivial insulator is typically multiple of specific integer S , i.e. $\nu = nS$, $n \in \mathbb{Z}$. Here, we emphasize the filling ν is defined as the average number of electrons in a unit cell for each spin polarization. For any other integer fillings ($\nu \notin nS$), one can still apply HOLSM theorem and the system with preserving all the symmetries must be categorized into two cases; (i) gapless (ii) gapped with fractional low energy excitations. [14] This strong argument indicates if we ignore exotic scenario of Mott insulating phases with fractional low energy excitations, then the gaplessness of the system is protected by nonsymmorphic crystal symmetries at certain integer fillings $\nu \notin nS$.

One of the intriguing question is then how the system drive into the transition from gapless semimetal to gapped insulating phase by breaking nonsymmorphic crystal symmetries. In

particular, when the electronic system is described by heavy ions, the SOC effect play an important role and it is natural to consider the interplay of nonsymmorphic symmetry breaking and SOC results in unique topological insulating phases. Such gapped phases can be generally favored to reduce the kinetic energy of electrons, thus it gives rise to the instability of gapless semimetallic phase protected by either glide reflection symmetry or screw rotation symmetry at integer filling. Therefore, it could drive the system into an insulating phase with spontaneous breaking of nonsymmorphic crystal symmetries, accompanied with lattice distortion, formation of charge (spin) ordering. [15] Furthermore, one can also expect our scenario applicable to the Kondo lattice system in nonsymmorphic crystals. [16, 17] When localized magnetic moments and itinerant electrons are both present, the control of Kondo coupling strength can derive multiple phase transitions. At particular integer filling of itinerant electrons, an intermediate Kondo coupling leads to partial Kondo screening in such a way that all lattice symmetries are broken. Then the system could be driven into the *topological Kondo insulator* with spontaneously broken nonsymmorphicity, which will be a natural extension of earlier work studied in Ref.18.

In this paper, we investigate possible phase transition from a gapless semimetal protected by nonsymmorphic crystal symmetry to a topological insulator where the crystal symmetries are broken but edge states are protected by time reversal symmetry. [19–21] We exemplify our scenario to spin-orbit coupled electronic system in a specific two dimensional crystal, Shastry-Sutherland lattice (SSL). [22] Especially, we focus on the filling $\nu = 1$ per unit cell and spin where the gapless electronic structure at the Fermi level is protected by glide reflection symmetry. Considering two different ways of breaking glide reflection symmetry, the stabilities of trivial insulator and topological insulator are addressed as functions of electron hopping and strength of SOC. [23, 24] Based on the calculation of Z_2 invariants [25, 26], we show large parameter space where the topological insulating phase is indeed stabilized. Furthermore, we discuss the parameter space where the odd number of gapless Dirac points must be present in the absence of SOC. We note that similar argument can be easily

extended to other nonsymmorphic crystals including both two dimensional and three dimensional lattices.

Review — Extended HOLSM theorem in nonsymmorphic crystals : We first briefly review the HOLSM theorem to study the necessary condition for trivial insulators in the presence of U(1) symmetry. Here, the U(1) symmetry corresponds to the fixed number of electrons (or magnetization plateau) in electronic system (or spin system) respectively. According to the HOLSM theorem, an incommensurability is a robust mechanism to protect gapless states. Suppose the three dimensional system is gapped and periodic along each direction having lengths L_x, L_y, L_z respectively so there are $V = L_x \times L_y \times L_z$ number of unit cell. With the total particle number N in the system, the filling can be defined as $\nu = N/sV$ where s counts the spin degeneracy if any. The HOLSM theorem states that at fractional filling ν , a trivial insulator which respects all lattice symmetries with unique ground state is forbidden. For gapped phases, only two alternatives are allowed; the system must break translational symmetry to enlarge the unit cell and restore the commensurability, or it preserves all symmetries but develops a topological order described by ground state degeneracy. [4–6]

In order to sketch this theorem, Laughlin's argument is applied. [5, 27] By threading a flux quantum encircled by the periodic direction, the Hamiltonian evolves into another gauge-equivalent Hamiltonian with the new ground state. If the flux threading is in adiabatic process, the new Hamiltonian after flux insertion should go back to the original Hamiltonian through a proper gauge transformation but the ground state may not. Whether this new ground state is the same as the original one, can be investigated by comparing their quantum numbers. When the system preserves the translational symmetry, the Hamiltonian \mathcal{H} and the translation operator T_x commute with each other $[\mathcal{H}, T_x] = 0$ and the ground state $|\Psi\rangle$ can be chosen to have a definite crystal momentum P_x where $T_x = e^{iP_x}$. By threading a flux quantum 2π in the units of $\hbar = c = e = 1$ adiabatically, there is no Aharonov-Bohm effect and the resulting Hamiltonian $\mathcal{H}(2\pi)$ is gauge-equivalent to the original one $\mathcal{H}(0)$. This is achieved by adding a uniform vector potential $\mathbf{A} = (2\pi/L_x)\hat{x}$. During the flux insertion, the translational symmetry is maintained thus the momentum of the new eigenstate $|\Psi'\rangle$ is not changed. Now the large gauge transformation U_x is applied to the new Hamiltonian $\mathcal{H}(2\pi)$, defined as $U_x = \exp[2\pi i \int d^d \mathbf{r} r_x \rho(\mathbf{r})/L_x]$ where $\rho(\mathbf{r})$ and r_x are the particle density and the x component at position \mathbf{r} respectively. Then the original Hamiltonian is restored as $U_x \mathcal{H}(2\pi) U_x^\dagger = \mathcal{H}(0)$ and the eigenstate evolves as $|\Psi'\rangle \rightarrow U_x |\Psi'\rangle \equiv |\tilde{\Psi}\rangle$. [5, 7] Here, the non-commutativity of U_x with P_x leads to the non-trivial results.

$$U_x^\dagger T_x U_x = T_x \exp[2\pi i \frac{N}{L_x}] = T_x \exp[2\pi i \nu C], \quad (1)$$

where ν is the filling and C is the cross-sectional area. Then the momentum changes after the flux insertion as $P_x \rightarrow P_x + 2\pi\nu C$ followed by gauge transformation. This can be also understood by the Faraday's law for charge particles. The

flux insertion during ΔT induces an opposing electric field E . Each charge experiences electromotive forces as [9],

$$E \cdot L_x = \frac{d}{dt} \int_0^{L_x} A_x dx = \frac{2\pi}{\Delta T} \quad (2)$$

Thus the momentum of N -particle system changes $\Delta P_x = NE\Delta T = 2\pi N/L_x$ during ΔT . The distinct crystal momentum after the insertion implies the topological degeneracy. At fractional filling $\nu = p/q$ (p and q are coprime integers), the changed momentum is distinct from the original one (assuming C is coprime to q), which implies the topological order with at least q degeneracy. Otherwise the system needs to break translational symmetry to enlarge the unit cell.

At integer filling $\nu \in \mathbb{Z}$, the crystal momentum fails to differentiate the distinct eigenstates. However, referring the expression Eq. (1), it is expected that the quantum numbers of a lattice symmetry operator containing fractional translation may inherit the role at integer filling. Non-symmorphic symmetries play such a role and enable the system at integer filling to differentiate between the $|\Psi\rangle$ and $|\tilde{\Psi}\rangle$. [9–11] Consider a non-symmorphic symmetry operator G_x which can be represented as $G_x = g * (T_{x/S_G})$ where g is a point group element and T_{x/S_G} is a $1/S_G$ fractional translation along \hat{x} -direction. Here, \hat{x} -direction is chosen to be invariant under g . For instance, the glide reflection symmetries corresponds to g to be mirror reflection and $S_G = 2$, while the n -fold screw rotation symmetry corresponds to g to be rotation and $S_G = n$.

For non-symmorphic crystals, the Hamiltonian commutes with G_x , $[\mathcal{H}, G_x] = 0$ and the ground state can be chosen to be an eigenstate of G_x . After the flux insertion followed by the gauge transformation U_x as before, one can easily check that the quantum number of G_x is changed as

$$U_x^\dagger G_x U_x = G_x \exp[2\pi i \frac{\nu C}{S_G}], \quad (3)$$

Again, assuming that C is coprime to both q and S_G , filling $\nu = p/q$, the topological degeneracy increases S_G times. In conclusion, the gapped state requires either at least qS_G topological degeneracy, or the filling must be a multiple integer of S_G . Otherwise, the system is gapless unless lattice symmetries are broken. This argument holds for any dimensions and particle species. The utility of this theorem is that it holds even in the presence of interactions and does not rely on perturbative approaches. In bulk band dispersions, S_G detached bands in non-symmorphic crystals are the evidence of this feature. [23, 28–30]

Band properties in nonsymmorphic SSL — Focusing on electronic band structure of nonsymmorphic crystals, we explore how the nonsymmorphic symmetry breaking leads to non-trivial topological insulating phases. In particular, we employ the simple tight binding model on SSL (space group $p4g$) with nearest neighbor hoppings including horizontal ($-$), vertical ($|$) and diagonal (\swarrow) directions.

$$H_0 = \sum_{\sigma, \langle i, j \rangle \in |, -} t_{ij} c_{i\sigma}^\dagger c_{j\sigma} + \sum_{\sigma, \langle i, j \rangle \in /} u_{ij} c_{i\sigma}^\dagger c_{j\sigma}, \quad (4)$$

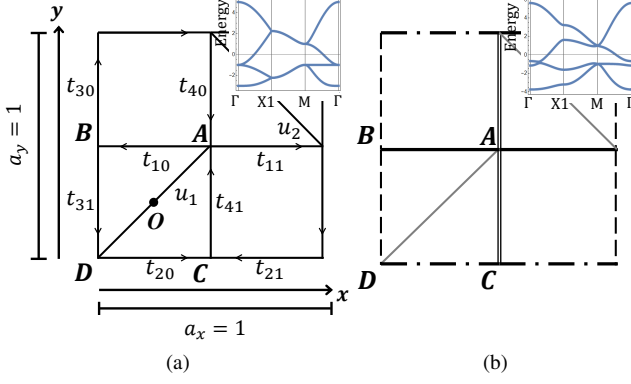


FIG. 1. (a) Shastry-Sutherland lattice with nearest-neighbor hopping parameters t_{ij} and u_i . The arrow on each link indicates the direction of symmetry allowed SOC. (Inset) bulk dispersion when all parameters are equal to 1. Along the line X1-M, the first and second bands (the third and fourth bands) are degenerate and these degeneracies are protected by glide reflection symmetry. (b) In Shastry-Sutherland lattice, solid, dashed, dashdotted and double lines indicate distinct electron hopping configurations which break all lattice symmetries. (Inset) bulk dispersion with all distinct hoppings described by different line styles. The line degeneracy along X1-M is absent but the degeneracy at M point is still present.

where $c_{i,\sigma}^{(\dagger)}$ indicates (creation) annihilation operator at site i and spin σ . Each hopping parameter t_{ij} and u_{ij} is depicted in Fig. 1a. For simplicity, all t_{ij} and u_{ij} are chosen to be positive and spin-independent. From now on, we particularly focus on the filling $\nu = 1$ per unit cell and spin but without losing generality similar argument can be done for another case $\nu = 3$.

First, let's consider the spinless system and each unit cell contains one electron on average, thus filling $\nu = 1$. The unit cell of SSL contains 4 sites and the lattice symmetries such as inversion P , C_4 rotation and mirror symmetries $M_{\hat{x}+\hat{y}}$, $M_{-\hat{x}+\hat{y}}$ are present when hopping parameters t_{ij} are all the same and $u_1 = u_2$. (See Fig. 1a.) [22, 31] In addition, the glide reflection symmetries G_x , G_y defined by half-translations along x, y -direction followed by mirror reflections $M_{\hat{y}}$, $M_{\hat{x}}$, are present. Inset of Fig. 1a shows the band structure along the lines with high symmetry points $\Gamma(0, 0)$, $X1(\pi, 0)$ ($X2(0, \pi)$) and $M(\pi, \pi)$. At $\nu = 2$, the system is gapless at Γ and becomes a semimetal. [32] For $\nu = 1$ and 3, one can see that the first and second bands (the third and fourth bands) are degenerate along the lines X1-M and X2-M. These line degeneracies are protected by glide reflection symmetries, G_x and G_y respectively. In the absence of spins, $G_x^2 = e^{ik_x} = -1$ along the Brillouin zone boundary $k_x = \pi$. Then there exists additional degeneracy related by $[h_0(\pi, k_y), G_x\Theta] = 0$ and $(G_x\Theta)^2 = -1$ where $h_0(k_x, k_y)$ is the Hamiltonian matrix for Eq. (4) at a momentum (k_x, k_y) and $\Theta = K$ is the complex-conjugate operator. Similarly, the invariant line $k_y = \pi$ has a line degeneracy protected by $G_y\Theta$.

The insulating phases at $\nu = 1$ and 3 thus always re-

quire breaking of G_x and G_y symmetries, but interestingly within the simple tight binding model, the inverse is not always true. Suppose a system in which electrons with s -orbitals sit on SSL at integer filling. The spin degrees of freedom is not considered yet. The Hamiltonian in momentum space can be rewritten as $H_0 = \sum_{\mathbf{k}} \psi_{\mathbf{k}}^\dagger h_0(\mathbf{k}) \psi_{\mathbf{k}}$ where $\psi_{\mathbf{k}} = (c_{\mathbf{k},A}, c_{\mathbf{k},B}, c_{\mathbf{k},C}, c_{\mathbf{k},D})^T$ and $c_{\mathbf{k},\alpha}^{(\dagger)}$ is annihilation (creation) operator at momentum \mathbf{k} and sublattice α . When t_{ij} are all equivalent and $u_1 = u_2$, the Hamiltonian at M point can be readily analyzed. The eigenspace at M point is spanned by $|\Psi1_{\pm}\rangle = \frac{1}{\sqrt{2}}(c_{M,A}^\dagger \pm c_{M,D}^\dagger)|0\rangle$ and $|\Psi2_{\pm}\rangle = \frac{1}{\sqrt{2}}(c_{M,B}^\dagger \pm c_{M,C}^\dagger)|0\rangle$ with eigenvalues $\pm u_1$ for occupied (-) and unoccupied (+) eigenspace respectively. In order to open a gap, these states need to be coupled through the Hamiltonian, e.g. $\langle \Psi2_a | h_0(M) | \Psi1_a \rangle \neq 0$. One may think breaking lattice symmetries by varying hopping parameters t_{ij} and u_i leads to finite couplings between $|\Psi1_a\rangle$ and $|\Psi2_a\rangle$ thus to open a gap in the system. However, there exists the case where breaking of all lattice symmetries still makes their coupling to be zero. In Fig. 1b, the links sketched with the same styles indicate the identical hopping parameters along the links, i.e. $t_{10} = t_{11}$, $t_{20} = t_{21}$, $t_{30} = t_{31}$, $t_{40} = t_{41}$. This configuration breaks all lattice symmetries but the degeneracy at M point is preserved. (See the band structure in the inset of Fig. 1b.) The reason is as following. In \mathbf{k} -space, the electron hoppings between sublattices are performed by consuming a phase of the wavepacket. At M point, the phases from one site to another sublattices along x, y directions are cooperatively canceled thus their off-diagonal components of $h_0(M)$ vanish, resulting in degenerate bands at M point. Of course, the different hopping parameters between $\hat{x}/2$ and $-\hat{x}/2$ directions (similarly for \hat{y} direction) will lead the system to be gapped which are discussed below.

Now let's consider the spinful electronic system. Including spin degeneracy, there exist eight bands in total and each two bands are degenerate since Kramers doublet $(P\Theta)^2 = -1$. Thus, at fillings $\nu = 1$ and $\nu = 3$ (per unit cell and spin), four bands are degenerate along X1-M and X2-M as shown in Fig. 1a. (Two from Kramers doublet and two from glide reflection symmetries.) The intrinsic spin orbit coupling can be included as an imaginary hopping term as following.

$$H_{SO} = \sum_{\langle i,j \rangle, \sigma} i\sigma_z d_{ij} c_{i\sigma}^\dagger c_{j\sigma}, \quad (5)$$

where d_{ij} indicates the SOC strength. In the presence of intrinsic SOC, the total spin S_z is still conserved so one can consider the system for each spin independently. For each spin sector, this imaginary hopping can be considered as an effective magnetic flux which is required to obtain non-trivial insulating phases. [24, 33, 34] With preserving all symmetries in SSL, the magnitude of parameters d_{ij} should be equivalent say $|d_{ij}| = \lambda$ and their relative \pm signs are depicted in Fig. 1a, i.e. the arrow toward i from j defines $d_{ij} = +\lambda$. Such SOC term opens a gap at half filling $\nu = 2$ and leads to a topological insulating phase. In the same manner as discussed in graphene

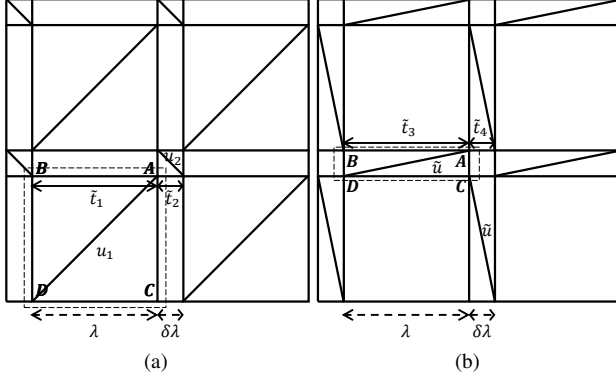


FIG. 2. Distorted Shastry-Sutherland lattice with broken glide reflection symmetries but preserving mirror or rotation symmetries; (a) Preserving mirror symmetries with hopping parameters defined as Eq. (6) (i), (b) preserving C_4 rotation symmetry with hopping parameters defined as Eq. (6) (ii). Dashed boxes indicate the unit cell which includes four sublattices A, B, C and D . δ measures the relative distortion in SOC. By parameterizing \tilde{t}_i , λ and δ , Fig. 3 shows the region where topological insulating phases are stabilized. See the main text for more details.

at half filling, the topological insulator is stabilized by considering SOC. [24, 34] In this case, the filling is a multiple integer of fractional translation $S = 2$, thus the HOLSMT theorem is silent and the system can be either gapless or gapped depending on controlling parameters.[9, 35] Indeed, the presence and absence of SOC makes the system either gapless or gapped at this filling.

Broken glide reflection symmetries and topological phases — At filling $\nu = 1$ and 3, the band degeneracies along X1-M and X2-M are protected by glide reflection symmetry. [23] To explore how band degeneracies split and the system goes into an insulating phase, we can consider two particular cases that break glide reflection symmetries illustrated in Fig. 2.

- (i) Fig. 2a — $\tilde{t}_1 \equiv t_{10} = t_{20} = t_{31} = t_{41}$, $\tilde{t}_2 \equiv t_{11} = t_{21} = t_{30} = t_{40}$, (6)
- (ii) Fig. 2b — $\tilde{t}_3 \equiv t_{10} = t_{20} = t_{30} = t_{40}$, $\tilde{t}_4 \equiv t_{11} = t_{21} = t_{31} = t_{41}$, $\tilde{u} \equiv u_1 = u_2$.

For case (i) in Eq. (6), the system preserves two mirror reflections $M_{\hat{x}\pm\hat{y}}$ but breaks all other symmetries G_x, G_y, C_4 , whereas in case (ii), the system preserves C_4 but breaks $G_x, G_y, M_{\hat{x}\pm\hat{y}}$. In both cases, glide symmetries are broken. The SOC strength d_{ij} is also modified based on the broken spatial symmetries of each case (i) and (ii). As depicted in Figs. 2a and 2b, the deviation of SOC is represented as the ratio of two adjacent strengths δ . When $\delta = 1$, the SOC term recovers full lattice symmetries of original Shastry-Sutherland lattice. For given parameters, we evaluate the topological invariants which is the product of parity of occupied eigenstates at four different time reversal invariant momentum (TRIM) points in the Brillouin zone. [25] In two dimension, the neg-

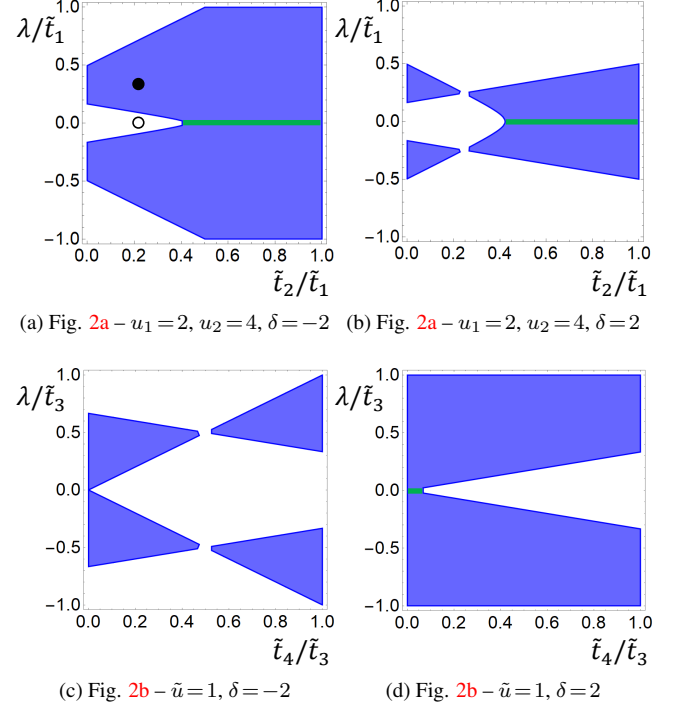


FIG. 3. (color online) Phase diagrams of trivial and topological insulators for gapped systems, as functions of \tilde{t}_2/\tilde{t}_1 and λ/\tilde{t}_1 ; (a) and (b) are for the distorted lattice structure illustrated in Fig. 2a and (c) and (d) are for the cases illustrated in Fig. 2b. Blue and white color regime represent where topological insulator and trivial insulator are stabilized respectively. Green colored region at $\lambda = 0$ is where Z_2 invariant is -1 and Dirac points or Fermi arc enclosing Dirac points are stabilized.

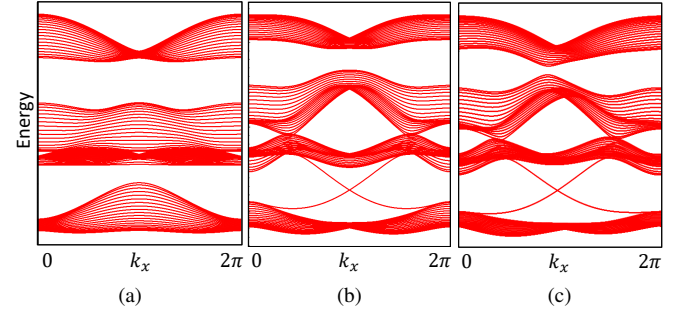


FIG. 4. Edge spectrums for trivial and topological insulating phases. (a) Trivial insulator with parameters at empty circle marked in Fig. 3a, (b) Topological insulator with parameters at filled circle marked in Fig. 3a, (c) Topological phase with parameters which additionally break inversion symmetry from Fig. 4b. See the main text for more details.

ative sign indicates a topological phase and the positive sign indicates a trivial phase. In both cases in Eq. (6) (see also Fig. 2), the products of parities at X1 and X2 are related with each other. For case (i) in Eq. (6), it satisfies $M_{\pm\hat{x}\pm\hat{y}}^\dagger P M_{\pm\hat{x}\pm\hat{y}} = P$, thus the parity at X1 and X2 are the same. For case (ii), however, $C_4^\dagger P C_4 = e^{-i(k_x+k_y)} P = -P$ and the parity at X1 and

X2 are opposite. Thus, one only requires to examine whether the parity at Γ and M points are the same or not. As a result, the system at filling $\nu = 1$ becomes a topological phase in the following conditions;

$$\begin{aligned} \text{(i)} \quad & \sqrt{\tilde{t}_-^2 + u_-^2} - \sqrt{\tilde{\lambda}_-^2 + u_-^2} < 2u_+ < \sqrt{\tilde{t}_+^2 + u_-^2} - \sqrt{\tilde{\lambda}_+^2 + u_-^2}, \\ \text{(ii)} \quad & \tilde{u} > \tilde{t}_3 + \tilde{t}_4 - |\tilde{\lambda}_+/4| \quad \text{and} \quad \tilde{u} > -|\tilde{t}_3 - \tilde{t}_4| + |\tilde{\lambda}_-/4| \quad (7) \end{aligned}$$

where $\tilde{t}_\pm = 4(\tilde{t}_1 \pm \tilde{t}_2)$, $u_\pm = u_1 \pm u_2$ and $\tilde{\lambda}_\pm = 4\lambda(1 \pm \delta)$. The conditions are also satisfied when the signs of inequality are all reversed in Eq. (7).

Based on the conditions in Eq. (7), possible parameter space for topological and trivial phases are shown in Fig. 3. Figs. 3a and 3b show the phase diagrams for case (i) (See also Fig. 2a) as functions of λ/\tilde{t}_1 and \tilde{t}_2/\tilde{t}_1 with $u_1 = 2$, $u_2 = 4$; two different parameter sets (a) for $\delta = -2$ and (b) for $\delta = 2$ respectively. Figs. 3c and 3d represent the phase diagrams for case (ii) (See also Fig. 2b) as functions of λ/\tilde{t}_3 and \tilde{t}_4/\tilde{t}_3 with $u_1 = u_2 = 1$; (c) for $\delta = -2$ and (d) for $\delta = 2$ respectively. In Figs. 3(a)-(d), blue color region and white color region are where topological insulating phases and trivial insulating phases are stabilized if the system is gapped. At the phase boundaries separating two distinct phases, the gap should be closed at least one momentum point to exchange the parity with the unoccupied bands. As shown in Fig. 3, there exists large parameter regime for small SOC where topological insulating phases are stabilized with glide reflection symmetry breaking.

Fig. 4 shows the one dimensional band structure in a strip geometry for three distinct cases.[24, 36–39] Figs. 4a and 4b show the edge spectrums at parameters marked with empty and filled circles in Fig. 3a respectively. One can easily see the absence or presence of edge modes for trivial insulator or topological insulator. Fig. 4c is the edge spectrum for topological insulator with parameters deviated from the case for Fig. 4b, in such a way that the system additionally breaks inversion symmetry. More explicitly, we keep all the same parameters except t_2 defined in Eq. (6) but take $t_{11} = t_{40} = 1.3$, $t_{21} = 2.5$, $t_{30} = 3$ to break inversion symmetry. It is worth to note that this topological phase is protected by time-reversal symmetry not by inversion symmetry. These edge states are stable under any small perturbation as long as the perturbation respects time-reversal symmetry. Although the simple analysis of Z_2 invariant at TRIM points doesn't work anymore, the topological phase survives even when the inversion symmetry is explicitly broken as shown in Fig. 4c.

Discussion— Our analysis discussed so far can be extended beyond the nearest-neighbor tight-binding model and one can still use the indicator Eq. (7) to explore the parameter regime where topological insulator is stabilized. We note that several types of long-range electron hoppings simply enhance the nearest-neighbor hopping parameters for each case discussed in Eq. (7). In order to see this, let's consider the long-range electron hopping between the sublattices α and β with magnitude δt across the relative distance (m, n) in units of unit cell (a_x, a_y) . Then, the Hamiltonian matrix compo-

nent in momentum space has additional term $\delta t e^{i(k_x m + k_y n)}$. In both cases (i) and (ii) in Eq. (6) (see Fig. 2), any long range hopping connecting A and B sublattices and their symmetry related hoppings results in $\tilde{t}_{1,3} \rightarrow \tilde{t}_{1,3} + \delta$ if $m+n$ is even and $\tilde{t}_{2,4} \rightarrow \tilde{t}_{2,4} + \delta$ if $m+n$ is odd. Here, evenness and oddness have nothing to do with symmetries but are related to the choice of unit cell shown in Fig. 2. Similar analysis can be also done for other parameters u_1, u_2 and \tilde{u} .

We address another important aspects in our analysis. Through the entire derivation, we have assumed if the system is gapped the topological phases are stabilized with given parameter regime as shown in Eq. (7) and Fig. 3. However, analyzing the Z_2 invariants in the TRIM points does not always guarantee the insulating phase. This is because there may be accidental gapless points away from the TRIM points in the Brillouin zone. Therefore, it is possible to obtain the negative sign of Z_2 invariants even in the absence of the SOC and this originates from the odd number of Dirac cones which are not necessarily at the TRIM points and lead to π Berry phases. [25, 32] As shown in Fig. 3, there exists wide range of parameter space colored in green line where Z_2 invariant is negative in the absence of SOC. In this regime, the system must contain the odd number of Dirac cones. For case (i) in Eq. (6), mirror symmetries guarantee odd number of gapless Dirac points to be along the line between Γ and M. In case (ii) in Eq. (6), the 4-fold rotational symmetry enforces the gapless point to be located at Γ or M point and this indeed happens at $\nu = 1$ and $\nu = 3$ with given parameter set (green line) in Fig. 3d.

Based on our studies, one may expect nonsymmorphic symmetry breaking could give rise to the phase transition from gapless metal to gapped trivial or topological insulating phases. Hence, the system with strong coupling between lattice and electronic degrees of freedom may favor spontaneous lattice distortion. Due to additional energy gain by opening the gap, the system may form charge or spin order in such a way that the system breaks nonsymmorphic symmetries. Relevant future work is worth to be explored using the first principle calculation. In addition, one can also imagine possible topological Kondo insulator in nonsymmorphic crystals. In particular, the Kondo lattice model in nonsymmorphic crystals can have interesting behavior in the intermediate Kondo coupling. [18] In this case, the system spontaneously breaks nonsymmorphic symmetry and opens a gap where Kondo insulator is energetically favored. Therefore, depending on how the system breaks nonsymmorphicity, the system can spontaneously drive the phase transition from Kondo semimetal to topological Kondo insulator as a function of Kondo coupling strength. Our results give an insight into the important role of lattice symmetries and their relevance to topological phase transitions and pave the way for exploring relevant materials and experiments in future.

Acknowledgments.— We would like to thank S. Parameswaran

for useful discussions and comments. H.J.Y and S.B.L. is supported by the KAIST startup and National Research Foundation Grant (NRF-2017R1A2B4008097).

-
- [1] P. Fazekas, *Lecture Notes on Electron Correlation and Magnetism* (WORLD SCIENTIFIC, 1999).
- [2] N. F. Mott and L. Friedman, *Philosophical Magazine* **30**, 389 (1974).
- [3] N. Mott, *Metal-insulator transitions* (CRC Press, 1990).
- [4] E. Lieb, T. Schultz, and D. Mattis, *Annals of Physics* **16**, 407 (1961).
- [5] M. Oshikawa, *Physical review letters* **84**, 1535 (2000).
- [6] M. B. Hastings, *Physical review b* **69**, 104431 (2004).
- [7] M. Hastings, *EPL (Europhysics Letters)* **70**, 824 (2005).
- [8] A. M. Essin and M. Hermele, *Physical Review B* **90**, 121102 (2014).
- [9] S. A. Parameswaran, A. M. Turner, D. P. Arovas, and A. Vishwanath, *Nature Physics* **9**, 299 (2013).
- [10] A. König and N. D. Mermin, *Physical Review B* **56**, 13607 (1997).
- [11] A. König and N. D. Mermin, *American Journal of Physics* **68**, 525 (2000).
- [12] H. Watanabe, H. C. Po, A. Vishwanath, and M. Zaletel, *Proceedings of the National Academy of Sciences* **112**, 14551 (2015).
- [13] H. Watanabe, H. C. Po, M. P. Zaletel, and A. Vishwanath, *Physical review letters* **117**, 096404 (2016).
- [14] S. Lee, M. Hermele, and S. Parameswaran, *Physical Review B* **94**, 125122 (2016).
- [15] P. Coleman, arXiv preprint cond-mat/0612006 (2006).
- [16] P.-Y. Chang, O. Erten, and P. Coleman, *Nature Physics* **13**, 794 (2017).
- [17] M. Dzero, K. Sun, V. Galitski, and P. Coleman, *Physical review letters* **104**, 106408 (2010).
- [18] J. Pixley, S. Lee, B. Brandom, and S. Parameswaran, arXiv preprint arXiv:1609.04023 (2016).
- [19] M. Z. Hasan and C. L. Kane, *Reviews of Modern Physics* **82**, 3045 (2010).
- [20] X.-L. Qi and S.-C. Zhang, *Reviews of Modern Physics* **83**, 1057 (2011).
- [21] B. A. Bernevig and T. L. Hughes, *Topological insulators and topological superconductors* (Princeton university press, 2013).
- [22] B. S. Shastry and B. Sutherland, *Physica B+ C* **108**, 1069 (1981).
- [23] S. M. Young and C. L. Kane, *Physical review letters* **115**, 126803 (2015).
- [24] C. L. Kane and E. J. Mele, *Physical review letters* **95**, 146802 (2005).
- [25] L. Fu and C. L. Kane, *Physical Review B* **76**, 045302 (2007).
- [26] T. L. Hughes, E. Prodan, and B. A. Bernevig, *Physical Review B* **83**, 245132 (2011).
- [27] R. B. Laughlin, *Physical Review B* **23**, 5632 (1981).
- [28] L. Michel and J. Zak, *Physical Review B* **59**, 5998 (1999).
- [29] A. Topp, J. M. Lippmann, A. Varykhalov, V. Duppel, B. V. Lotsch, C. R. Ast, and L. M. Schoop, *New Journal of Physics* **18**, 125014 (2016).
- [30] S. A. Ekahana, S.-C. Wu, J. Jiang, K. Okawa, D. Prabhakaran, C.-C. Hwang, S.-K. Mo, T. Sasagawa, C. Felser, B. Yan, *et al.*, *New Journal of Physics* **19**, 065007 (2017).
- [31] B. Sriram Shastry and B. Kumar, *Progress of Theoretical Physics Supplement* **145**, 1 (2002).
- [32] T. Kariyado and Y. Hatsugai, *Physical Review B* **88**, 245126 (2013).
- [33] F. D. M. Haldane, *Physical Review Letters* **61**, 2015 (1988).
- [34] C. L. Kane and E. J. Mele, *Physical review letters* **95**, 226801 (2005).
- [35] T. Kariyado and Y. Hatsugai, in *Proceedings of the 12th Asia Pacific Physics Conference (APPC12)* (2014) p. 012001.
- [36] B. I. Halperin, *Physical Review B* **25**, 2185 (1982).
- [37] C. Xu and J. E. Moore, *Physical Review B* **73**, 045322 (2006).
- [38] L. Sheng, D. Sheng, C. Ting, and F. Haldane, *Physical review letters* **95**, 136602 (2005).
- [39] D. Sheng, Z. Weng, L. Sheng, and F. Haldane, *Physical review letters* **97**, 036808 (2006).