

Non-linear Thermoelastic Analysis of an Anisotropic Rectangular Plate

B. Das¹

*Department of Mathematics,
Ramakrishna Mission Vidyamandira,
Belur Math, Howrah - 711202.*

S. Chakraborty and A. Lahiri^a

*^aDepartment of Mathematics,
Jadavpur University, Kolkata - 700032.*

Abstract

Three-dimensional thermoelastic analysis in presence of electro magnetic field is investigated of a rectangular plate. In the context of Green-Naghdi model-II, fractional order energy equation is adopted for a rotating anisotropic rectangular plate which is subjected to simply supported and isothermal on its four lateral edges. Normal mode analysis is adopted to the governing equations to formulate a Vector-matrix differential equation. The analytical closed form solution of the Vector-matrix differential equation is obtained for the physical parameters using eigen value approach methodology. Numerical results are represented graphically with a sinusoidal spatial variations of the stress applied on the top surface of the plate.

Keywords: Eigenvalue, Fractional Order Energy Equation, Generalized Magnetothermoelasticity, Normal mode analysis and Vector-matrix Differential Equation.

Email address: csanjukta1977@gmail.com and lahiriabhijit2000@yahoo.com (S. Chakraborty and A. Lahiri)

¹ Corresponding author: bappa.das1@gmail.com (B. Das).

1. Introduction

Thermoelasticity is also widely spread term. It is used to refer various phenomena related to the interaction between deformation and heat conduction occurring in a body. Increasing attention has been devoted to this subject. Many researchers like Kawamura et al.[1] investigated the thermoelastic deformations of an orthotropic non-homogeneous rectangular plate. Reddy and Cheng [2] studied the three-dimensional deformations of functionally graded rectangular plate. Vel and Batra [3] also gave the three-dimensional exact solution for the vibration of functionally graded rectangular plate. Das and Lahiri [4],[5] illustrated the generalized thermoelastic solutions with or without electro magnetic field for functionally graded isotropic spherical cavity.

. In the engineering field, plates(rectangular or square, commonly used rectangular) are most widely used as structural materials. Such examples are Building Wall, Decks of Bridge, Airport and Highway Pavements etc. which are compatible to carry huge amounts of various loads.

To characterize the mechanical properties of the plate, it is important to classify the plates according to their thickness. One is of constant thickness and another is of variable thickness. Therefore, a total understanding of mechanical characterization of various engineering applications, it is also an widely receiving importance from material scientists and researchers. Zenkour [6] gave an exact solution for the bending of thin rectangular plate with uniform thickness. Although, a little number of cases have been studied for the solutions of variable thickness. Huang [7] studied the free vibration analysis of rectangular plate with variable thickness.

. Fractional calculus is a most important mathematical tools in the field of applied science and engineering. Many mathematicians like Liouville [8], Riemann [9] etc. have been done vast research work on fractional calculus. Many researchers defined fractional calculus in different ways. Such as, Podlubny [10], [11] suggested a solution of more than 300 years old problem of physical

and geometrical interpretations of fractional differentiation and integrations. Carpinteri and Mainardi [12] solved the techniques of fractals and fractional calculus in Continuum Mechanics. The problems and solution procedure for differential equations of fractional order was proposed Kilbas and Trujillo [13]. Mainardi [14] analyzed the viscoelastic wave propagation using fraction calculus. Povstenko [15] also used time fractional derivatives to investigate thermal stresses in an infinite body with cylindrical hole.

. Many researchers have solved thermoelastic problems (classical, coupled, or generalized) with or without heat(body force) and/or with heat source by different ways such as: (i) state-space approach, this is essentially an expansion in a series in terms of the coefficient matrix of the field variables in ascending powers, which is the extensive application of Cayley-Hamilton theorem and (ii)eigenvalue approach, this method reduces the problem of a vector-matrix differential equation to an algebraic eigenvalue problem and the solutions for the resulting field equations are determined by solving these vector-matrix differential equations, which is the direct application of eigenvalues and the corresponding eigenvectors of the coefficient matrix. Liu and Zhong [16] discussed a three-dimensional thermoelastic analysis by state-space approach. Chakraborty, Das and Lahiri [17] have been solved many problems using eigen value approach methodology.

. In the present paper, we now introduce a three dimensional generalized magnetothermoelastic model with fractional order energy equation in the context of Green-Naghdi model-II for a rotating anisotropic rectangular plate inclined with a constant angle with axis of rotation. For mathematical computations, it is assumed that the plate is simply supported and isothermal on its four lateral edges. Normal mode analysis is adopted to the governing equations to formulate a Vector-matrix differential equation. The analytical closed form solution of the Vector-matrix differential equation is obtained for the physical parameters using eigen value approach methodology. Numerical computations are made and represented graphically subjected to initial and boundary conditions.

2. Theory of Generalized Magnetoelastocity with Fractional Order Energy Equation

Assuming that a body having mass density ρ is in unstressed and undeformed state at the constant reference temperature θ_0 under the influence of thermal and mechanical stresses, the body undergoes a deformation u_i , ($i=1,2,3$) and respective temperature increment acquired $(\theta - \theta_0)$, the absolute temperature θ is chosen such that $|\frac{\theta - \theta_0}{\theta_0}| \ll 1$.

In absence of internal heat source and body force, equations of motion are of the form Chakraborty, Das and Lahiri [17]

$$\tau_{ij,j} + \mathbf{F}_i = \rho[\ddot{u}_i + (\boldsymbol{\Omega} \times (\boldsymbol{\Omega} \times \mathbf{u}))_i + (2\boldsymbol{\Omega} \times \dot{\mathbf{u}})_i] \quad (1)$$

where τ_{ij} 's are the stress tensor and \mathbf{F}_i 's are the Lorentz force components taken into account of the form

$$\mathbf{F}_i = \mu_0(\mathbf{J} \times \mathbf{H})_i \quad (2)$$

When the body exerted the electromagnetic field components, it follows the Maxwell's equations

$$\begin{aligned} \text{curl } \mathbf{h} &= \mathbf{J} + \varepsilon_0 \frac{\partial \mathbf{E}}{\partial t}, & \text{curl } \mathbf{E} &= -\mu_0 \frac{\partial \mathbf{h}}{\partial t} \\ \text{div } \mathbf{h} &= 0, & \mathbf{E} &= -\mu_0(\dot{\mathbf{u}} \times \mathbf{H}) \\ \mathbf{B} &= \mu_0(\mathbf{H} + \mathbf{h}), & \mathbf{D} &= \varepsilon_0 \mathbf{E} \end{aligned} \quad (3)$$

where, μ_0, ε_0 are the magnetic and the electric permeability, respectively.

It is considered that the body rotates uniformly with an angular velocity $\boldsymbol{\Omega} = (\Omega \cos \phi, \Omega \sin \phi, 0)$, where the angle of inclination is ϕ with the axis of rotation. Then the body maintains its rotation, so its equation of motion contains two additional terms, for the time varying motion, the centripetal acceleration denoted by the term $(\boldsymbol{\Omega} \times (\boldsymbol{\Omega} \times \mathbf{u}))$ and the term $(2\boldsymbol{\Omega} \times \dot{\mathbf{u}})$ is the coriolis acceleration.

The constitutive stress tensors are

$$\tau_{ij} = c_{ijkl} e_{kl} - \beta_{ij}(\theta - \theta_0 + \tau_1 \dot{\theta}) \delta_{ij} \quad (4)$$

where, the coefficients c_{ijkl} are the elastic module of the material, β_{ij} are related to the relation $\beta_{ij} = c_{ijkl}\alpha_{kl}$ and τ_1 is the constant defined as the mechanical relaxation time.

For any continuous function $f(\tau)$ on $b_1 \leq \tau \leq b_2$ and for any $\tau_1 \in (b_1, b_2)$, $Re \alpha > 0$, the Riemann-Liouville definition of fractional order integral (Liouville [8] and Riemann [9]) is given by

$$\tau_1 D_t^{-\alpha} f(t) = \tau_1 I_t^\alpha f(t) = \frac{1}{\Gamma(\alpha)} \int_{\tau_1}^t (t - \tau)^{\alpha-1} f(\tau) d\tau, 0 \leq \alpha \leq 1 \quad (5)$$

where, $\tau_1 D_t^{-\alpha} f(t) = \tau_1 I_t^\alpha f(t)$ is the Riemann-Liouville integral operator. Substitution of $\tau_1 = 0$ in equation (6) gives the definition of Riemann fractional order integral and substitution of $\tau_1 = -\infty$ in equation (6) gives the definition of Liouville fractional order integral.

The non Fourier energy equation using Riemann fractional order integral is given by

$$I_t^{\alpha-1} K_{ij}^* \nabla^2 \theta = \rho C_E \theta_{,tt} + \theta_0 \beta_{ij} (u_{i,j})_{,tt} \quad (6)$$

where, K_{ij}^* is the Green-Naghdi's parameter, β_{ij} is termed as the thermal modules. This energy equation is also valid for an anisotropic body and are termed as the Duhamel-Neumann equations with fractional order time derivative.

3. Formulation and solution of the Problem

We consider an anisotropic rectangular plate occupying the region $\mathbf{R} = \{x_1, x_2, x_3 : 0 \leq x_1 \leq h; 0 \leq x_2 \leq c; 0 \leq x_3 \leq d\}$ as shown in Fig1. Assuming the rotational vector $\boldsymbol{\Omega}$ makes an angle ϕ with Ox_2 edge i.e., $\boldsymbol{\Omega} = (\Omega_1, \Omega_2, 0)$, where, $\Omega_1 = \Omega \cos \phi, \Omega_2 = \Omega \sin \phi$. Due to the constant initial magnetic field $\mathbf{H} = (0, H_0, 0)$, it experiences induced magnetic field $\mathbf{h} = (0, h, 0)$ and similarly experiences an induced electric field $\mathbf{E} = (E_1, 0, E_3)$ and corresponding current density $\mathbf{J} = (J_1, 0, J_3)$ also considered the plate is simply supported and isothermal on all four edges. The top and bottom surface of the plate is subjected to

a prescribed mechanical and thermal load.

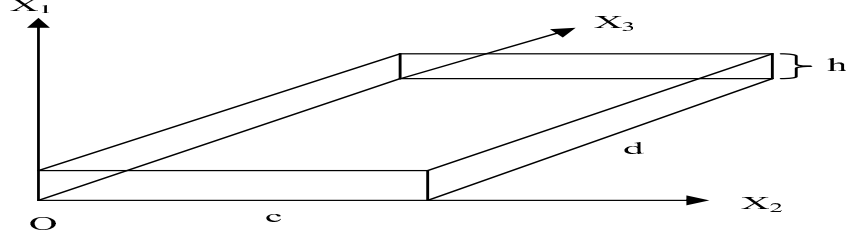


Fig. 1 Schematic representation of a rectangular plate

From equation (3), we get the expressions as

$$\begin{aligned}
 \mathbf{h} &= -H_0(0, 0, e); \mathbf{E} = \mu_0 H_0(\dot{u}_3, 0, \dot{u}_1); e = u_{j,j}; \mathbf{J} = \{H_0(u_{1,x_1x_3} + u_{2,x_2x_3} + u_{3,x_3x_3}) \\
 &\quad -\mu_0 H_0 \varepsilon_0 u_{3,tt}, 0, -H_0(u_{1,x_1x_1} + u_{2,x_1x_2} + u_{3,x_1x_3}) + \mu_0 H_0 \varepsilon_0 u_{1,tt}\}; \\
 \mathbf{F} &= \{\mu_0 H_0^2(u_{1,x_1x_1} + u_{2,x_1x_2} + u_{3,x_1x_3}) - \mu_0^2 H_0^2 \varepsilon_0 u_{1,tt}, 0, \\
 &\quad \mu_0 H_0^2(u_{1,x_1x_3} + u_{2,x_2x_3} + u_{3,x_3x_3}) - \mu_0^2 H_0^2 \varepsilon_0 u_{3,tt}\}
 \end{aligned} \tag{7}$$

where, subscript variable denotes the differentiation.

The non-dimensional equations of motion and heat conduction equation will be obtained by using equation (7) in equations (1) and (6) by the following non-dimensional variables

$$\begin{aligned}
 (x'_i, u'_i) &= \frac{1}{l}(x_i, \frac{\rho c_1^2}{\beta_{11} \theta_0} u_i), (t', \tau'_i) = \frac{c_1}{l}(t, \tau_i), (\theta', \tau'_{ij}) = \frac{1}{\theta_0}(\theta - \theta_0, \frac{\tau_{ij}}{\beta_{11}}), \\
 e'_{ij} &= \beta_{11} \theta_0 e_{ij}, \Omega_i = \frac{c_1}{l} \Omega'_i
 \end{aligned} \tag{8}$$

where, $l = \frac{k^*}{\rho c_E c_1}$, $c_1^2 = \frac{c_{11}}{\rho}$, c_1 represents the dilatation wave velocity, $\varepsilon_1 = \frac{\mu_0 H_0^2}{c_{11}}$, $\varepsilon_2 = \frac{\mu_0 H_0^2 \varepsilon_0}{\rho}$, $\beta_2 = \frac{\beta_{22}}{\beta_{11}}$, $\beta_3 = \frac{\beta_{33}}{\beta_{11}}$, $\varepsilon = \frac{\beta_{11} \theta_0}{c_{11} \rho c_E}$, $k_2 = \frac{k_{22}^*}{k_{11}^*}$ and $k_3 = \frac{k_{33}^*}{k_{11}^*}$.

The physical variables occur in the equations of motion, energy and stress components can be decomposed in terms of normal mode forms which is given by

$$\xi(x_i, t) = \xi^*(x_i, t)(x_1) e^{\omega t + i(ax_2 + bx_3)} \tag{9}$$

where, $\xi(x_i, t) = [u_i, e_{ij}, \theta, \tau_{ij}]$, $\xi^* = [u_i^*, e_{ij}^*, \theta^*, \tau_{ij}^*]$, ω is the angular frequency and a, b are the wave numbers along x_2 and x_3 directions respectively.

Using equation (9), non-dimensional form of equations (1) and (6) can be written in the form of Vector-matrix differential equations as in Chakraborty, Das and Lahiri [17]

$$D\underline{v}(x_1, t) = \underline{A} \underline{v}(x_1, t); D \equiv \frac{d}{dx_1} \quad (10)$$

where, $\underline{v} = [u_1 \ u_2 \ u_3 \ \theta \ Du_1 \ Du_2 \ Du_3 \ D\theta]^T$ and the coefficient matrix $\underline{A} = [L_{ij}]_{i,j=1,2}$

Where L_{11} and L_{12} are null and identity matrix of order 4x4 respectively and L_{21} and L_{22} are given in Appendix.

Similarly, equation (4) becomes

$$\tau = hu + \Theta \quad (11)$$

where, $\tau = [\tau_{ij}]_{i,j=1(1)3}^T$, $h = [h_{ij}]_{i,j=1(1)6}$, $u = [Du_1 \ Du_2 \ Du_3 \ u_1 \ u_2 \ u_3]^T$, $\Theta = [\theta \ \beta_2\theta \ \beta_3\theta \ 0 \ 0 \ 0]^T$ and the values of h_{ij} are given in Appendix.

The eigenvectors $X = [\delta_i \ \lambda\delta_i]_{i=1(1)4}$ corresponding to the eigenvalues $\lambda = \lambda_i$, ($i = 1(1)4$) can be calculated from the characteristic equation

$$|\underline{A} - \lambda I| = 0 \quad (12)$$

As in Chakraborty, Das and Lahiri [17], the general solution of the equation (10) is

$$(u_i, \theta)(x_1) = \sum_{j=1}^8 A_j (\delta_{ij}, \delta_4) \exp(\lambda_j x_1), x_1 \geq 0, \delta_{ij} = [\delta_i]_{\lambda=\lambda_j} \quad (13)$$

The arbitrary constants A_j 's, $j=1(1)8$, are to be determined from the boundary conditions of the problem.

The expressions of the stress components are $\tau = RA$, where, $R = [R_{ij}]_{i=1(1)6, j=1(1)8}$ and $A = [A_j]_{j=1(1)8}^T$, where, R_{ij} , δ_i and the arbitrary parameters A_j are given in Appendix.

The equation (7) also gives the expressions for magnetic field as well as the components of Lorentz force.

4. Boundary Conditions

For an anisotropic rectangular plate, it is considered that the plate is simply supported and isothermal on all four edges, the boundary conditions at edges

are as follows-

$$\begin{aligned}\tau_{22} = u_3 = u_1 = \theta = 0 & \quad \text{at } x_2 = 0 \text{ and } c \\ \tau_{33} = u_2 = u_1 = \theta = 0 & \quad \text{at } x_3 = 0 \text{ and } d\end{aligned}\quad (14)$$

The bottom and top surface of the plate experienced mechanical load as follows-
At $x_1 = 0$ (bottom surface)

$$\tau_{13} = X^-(x_2, x_3), \tau_{12} = Y^-(x_2, x_3), \tau_{11} = Z^-(x_2, x_3), \theta = \theta^-(x_2, x_3) = 0 \quad (15)$$

At $x_1 = h$ (top surface)

$$\tau_{13} = X^+(x_2, x_3), \tau_{12} = Y^+(x_2, x_3), \tau_{11} = Z^+(x_2, x_3), \theta = \theta^+(x_2, x_3) = 0 \quad (16)$$

There is a sinusoidal mechanical load ($Z^+(x_2, x_3) = Z_0 \sin(\frac{\pi x_2}{c}) \sin(\frac{\pi x_3}{d})$, $Z_0 = -1 \text{ GPa}$) on the top surface of the rectangular plate, while other mechanical and thermal loads vanish on the top and bottom surfaces of the plate.

5. Numerical Results and Discussions

With a view of illustrating the problem, we now consider a numerical example for which computational results are presented. Since ω is complex, we take $\omega = \omega_0 + i\zeta$, for studying the effect of wave propagation, we use the following physical parameters in SI units given in the Table.

Table of physical parameters

$c_{11} = 106.8 \text{ GPa} ; c_{22} = 99.00 \text{ GPa} ; c_{33} = 54.57 \text{ GPa} ; c_{12}$ $= 27.10 \text{ GPa} ; c_{13} = 9.68 \text{ GPa} ; c_{14} = -0.03 \text{ GPa} ; c_{15} =$ $0.28 \text{ GPa} ; c_{16} = 0.12 \text{ GPa} ; c_{21} = 27.10 \text{ GPa} ; c_{23} = 18.22$ $\text{GPa} ; c_{24} = 1.49 \text{ GPa} ; c_{25} = 0.13 \text{ GPa} ; c_{26} = -0.58 \text{ GPa} ;$ $c_{32} = 18.22 \text{ GPa} ; c_{34} = 2.44 \text{ GPa} ; c_{35} = -1.69 \text{ GPa} ; c_{36} =$ $-0.75 \text{ GPa} ; c_{41} = -0.03 \text{ GPa} ; c_{42} = 1.49 \text{ GPa} ; c_{43} = 2.44$ $\text{GPa} ; c_{44} = 25.97 \text{ GPa} ; c_{45} = 1.98 \text{ GPa} ; c_{46} = 0.43$ $\text{GPa} ; c_{51} = 0.28 \text{ GPa} ; c_{52} = 0.13 \text{ GPa} ; c_{53} = -1.69 \text{ GPa} ;$ $c_{54} = 1.98 \text{ GPa} ; c_{55} = 25.05 \text{ GPa} ; c_{56} = 1.44 \text{ GPa} ; c_{61} = 0.12$ $\text{GPa} ; c_{62} = -0.58 \text{ GPa} ; c_{63} = -0.75 \text{ GPa} ; c_{64} = 0.43 \text{ GPa}$ $; c_{65} = 1.44 \text{ GPa} ; c_{66} = 37.82 \text{ GPa} ; \rho = 2.727 ; \varepsilon = 0.334 ;$ $\tau_1 = 0.1 ; \tau_2 = 0.1.$
--

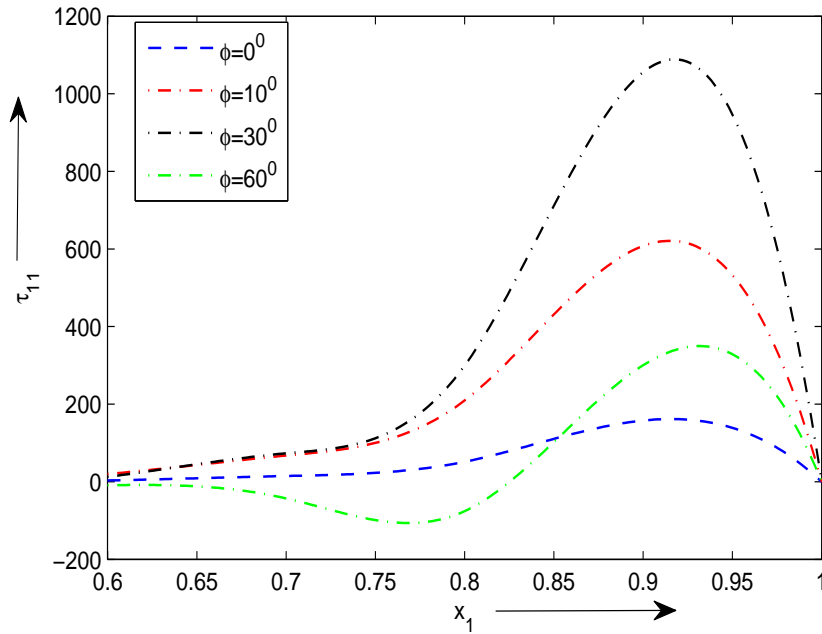


Fig. 2 Distribution of (τ_{11}) vs. x_1

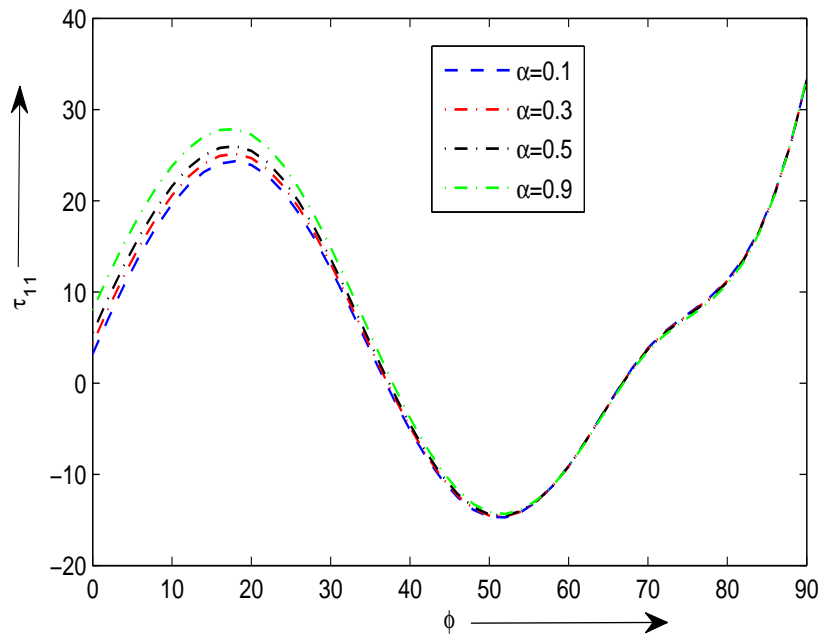


Fig. 3 Variation of (τ_{11}) vs. ϕ

Figure 2 describes the distribution of τ_{11} versus space variable x_1 for fixed values of $\alpha = 0.1$, $\text{time}(t) = 0.5$ and four values of ϕ , i.e., $\phi = 0^\circ, 10^\circ, 30^\circ, 60^\circ$. It is seen that numerical value of τ_{11} is minimum when rotational direction

is along x_2 -axis i.e., $\phi = 0^0$. Absolute value of τ_{11} gradually increases with the inclination angle (ϕ) and space variable x_1 and finally, the stress component τ_{11} becomes zero on the top of the plate. It is also seen that for $\phi = 0^0, 10^0, 30^0$, stress(τ_{11}) is always extensive in nature for all space variable x_1 and it is compressive in nature for inclination angle(ϕ) = 60^0 within the region $0.7 \leq x_1 \leq 0.85$. Figure 3 also describes variation of τ_{11} versus inclination angle(ϕ) for four fixed values of non-linear parameter(α)i.e., $\alpha = 0.1, 0.3, 0.5, 0.9$ also for fixed value of $x_1 = 0.6$ and time(t) = 0.5. It is seen that nature of τ_{11} remains same for all values of α exceptionally, variation of α is prominent within $0^0 \leq \phi \leq 35^0$.

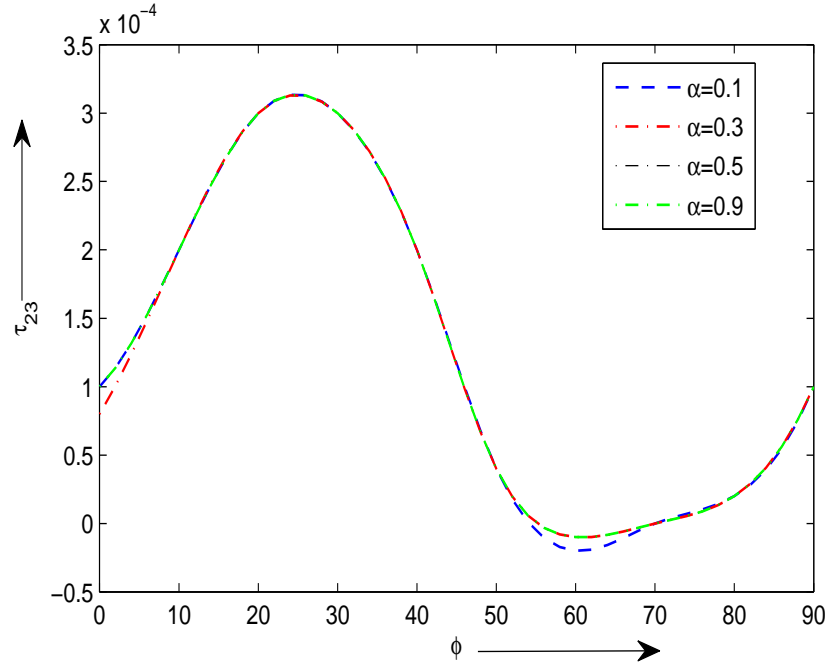


Fig. 4 Distribution of (τ_{23}) vs. ϕ

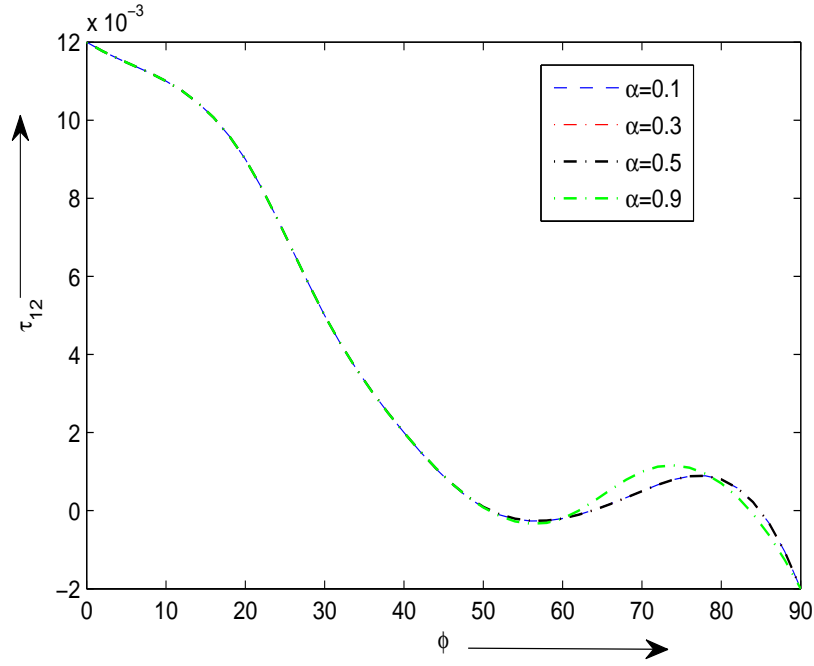


Fig. 5 Distribution of (τ_{12}) vs. ϕ

Figure 4 shows the behavior of stress τ_{23} which is identical in nature for four values of α . It attains the maximum values at $\phi = 20^\circ$. Figure 5 depicts the distributions of stress τ_{12} versus the rotational angle ϕ . The absolute value of τ_{12} decreases gradually as increase in ϕ in the region $0^\circ \leq \phi \leq 50^\circ$, and finally it vanishes at $\phi = 90^\circ$.

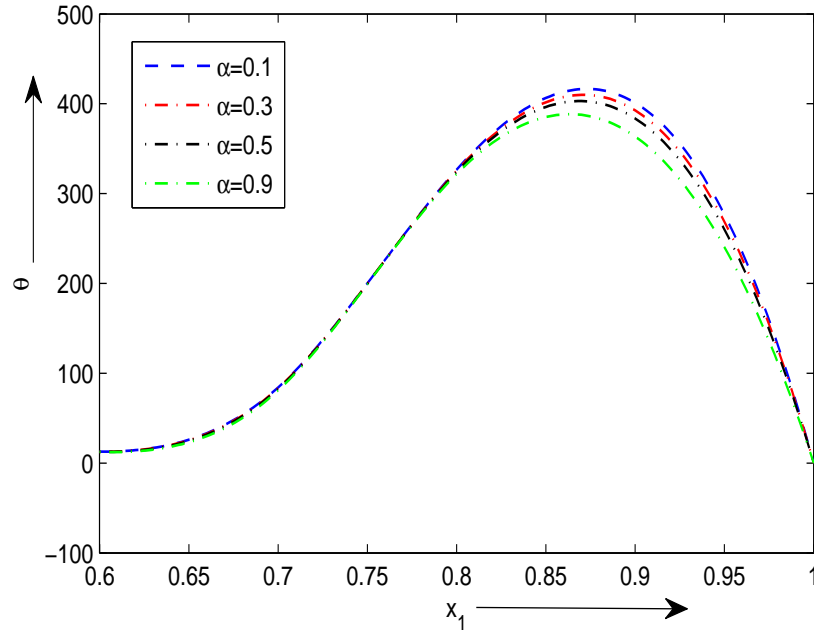


Fig. 6 Distribution of (θ) vs. x_1

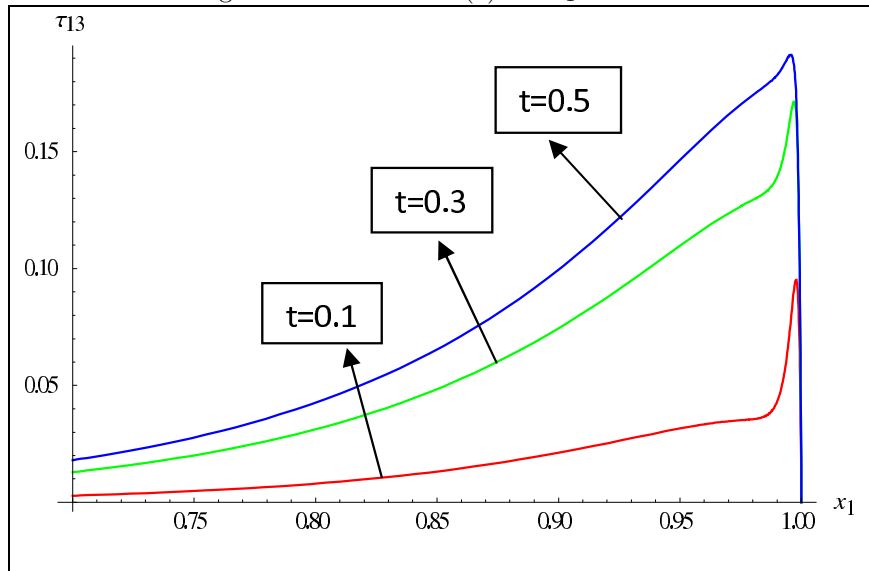


Fig. 7 Distribution of (τ_{13}) vs. x_1

Figure 6 represents the variations of temperature versus space variable for fixed value of $\phi = 80^0$ for different values of α . It is observed that θ is maximum within the region $0 \leq x_1 \leq 0.9$ and finally it vanishes. Figure 7 represents the distribution of stress τ_{13} versus x_1 for fixed value of $\alpha = 0.4$ and $\phi = 10^0$. The characteristics of the curves remains same for all times. It is seen that for fixed values of x_1 , stress component (τ_{13}) gradually increases as time increases. For fixed time (t), it is also increased as increases of space variable (x_1). From the figure, it is seen that stress (τ_{13}) is maximum near the plane surface of the plate and finally at the top of plate i.e., $x_1 = 1$, it vanishes.

6. Conclusion

A rigorous mathematical study of three-dimensional anisotropic thermoelastic analysis of simply supported rectangular plate with constant thickness and subjected to sinusoidal mechanical load on the top surface of the plate while other mechanical and thermal loads vanish on the top and bottom surface of the plate has been investigated using Green-Naghdi model-II. Displacement components, temperature distribution and stress components have been formulated analytically based on generalized three-dimensional thermoelastic theory. The non-linear heat conduction equation with Green-Naghdi's parameter has been analytically solved along with equation of motion and corresponding electro-magnetic field equations using normal mode analysis. The robust computations deals with-

1. The magnetic field, rotation and fractional order of heat equation plays an important role on all distributions of the field equations.
2. This problem can be solved for isotropic rectangular plate taking only two material constants (λ and μ , Lamè Constants) in spite of the material constants c_{ij} in stress-strain relation and similarly, for $\alpha = 1$, it may be solved for both the cases of isotropic and anisotropic rectangular plate with linear heat conduction equation.
3. The effect of the non-linear parameter for stresses and temperature

are shown in Figures 3-6.

4. The analysis and results in this study should be more helpful in the branches of Geological Science and Geophysics considering the upper crust of Earths surface as anisotropic elastic plate.

References

References

- [1] Kawamura, R., Huang, D. and Tanigawa, Y. *Thermoelastic Deformation and Stress Analysis of An Orthotropic Inhomogeneous Rectangular Plate*, Proceeding of Fourth International Congress on Thermal Stresses, pp.189-192,2001.
- [2] Reddy, J. N. and Cheng, Z. Q., *Three-dimensional Thermomechanical Deformations of Functionally Graded Rectangular Plates*,European Journal of Mechanics-A/Solids,Vol.20,pp.841-855,2001.
- [3] Vel, S. S., and Batra, R. C., *Three-dimensional Exact Solution for the Vibration of Functionally Graded Rectangular Plates*, Journal of Sound and Vibration,Vol.272, pp.703-730, 2004.
- [4] Das, B. and Lahiri, A., *Generalized Magnetoelastocity for Isotropic Media*, Journal of Thermal Stresses, Vol.38, No.2, pp.210-228,2015.
- [5] Das, B. and Lahiri, A., *A Generalized Thermoelastic Problem of Functionally Graded Spherical Cavity*, Journal of Thermal Stresses, Vol.38, No.10, pp.1183-1198,2015.
- [6] Zenkour, A. M., *An Exact Solution for the Bending of Thin Rectangular Plates with Uniform, Linear and Quadratic Thickness Variations*, International Journal of Mechanical Science, Vol.45, pp.295-315, 2003.
- [7] Huang, M., Ma, X. Q., Sakiyama, T., Matuda, H. and Morita, C., *Free Vibration Analysis of Orthotropic Rectangular Plates with Variable Thickness and General Boundary Conditions*,Journal of Sound and Vibration, Vol.288, pp.931-955, 2005.

- [8] Liouville, J., *Sur Le Calcul Des Differentielles á Indices Quelconques* ,J. École Polytechn., Vol.13, pp.1-69, 1832.
- [9] Riemann, B., *Über Die Anzahl Der Primzahlen Unter Eine Gegebenen Grösse* , Gesammelte Math. Werke, pp.136-144, 1876.
- [10] Podlubny, I., *Fractional Order System and Fractional Order Controllers* , UEF-03-94, Inst. Exp. Phys, Slovak Acad. Sci., Kosice, 1994.
- [11] Podlubny, I., *Numerical Solution of Ordinary Fractional Differential Equations by the Fractional Difference Method*, Amsterdam, pp.507-516, 1997.
- [12] Carpinteri, A. and Mainardi, F. (Editors): *Fractals and Fractional Calculus in Continuum Mechanics* , Springer Verlag, Wien and New York, pp.223-276, 1997.
- [13] Kilbas, A. A. and Trujillo, J. J., *Differential Equations of Fractional Order: Methods, Results and Problems. II*, *Applicable Analysis: An International Journal*, Vol.81, No.2, pp.435-493, 2002.
- [14] Mainardi, F., *Fractional Calculus and Waves in Linear Viscoelasticity : An Introduction to Mathematical Models*, Imperial College Press 57 Shelton Street Covent Garden London WC2H 9HE, 2010.
- [15] Povstenko, Y.Z., *Fractional radio heat conduction in an infinite medium with a cylindrical cavity and associated thermal stresses*, *Mechanics Research Communications*, Vol.37, pp.436, 2010.
- [16] Liu., W., and Zhong, Z., *Three-dimensional Thermoelastic Analysis of Functionally Graded Plate*, *Acta Mechanica Solida Sinica*, Vol.24, No.3, pp.241-249, 2011.
- [17] Chakraborty, S., Das, B. and Lahiri, A., *Fractional Order Thermoelasticity of an Anisotropic Half-space in the Context of G-N Model II*, *Journal of the Calcutta Mathematical Society*, Vol.12, No.2, 2016, pp.65-90.

Appendix

$$a_{11} = \frac{1}{1 + \varepsilon_1} \left[2ia \frac{c_{16}}{c_{11}} + 2ib \frac{c_{15}}{c_{11}} \right], a_{12} = \frac{1}{1 + \varepsilon_1} \left[-a^2 \frac{c_{66}}{c_{11}} - b^2 \frac{c_{55}}{c_{11}} - 2ab \frac{c_{56}}{c_{11}} - \varepsilon_2 \omega^2 - \omega^2 + \Omega_2^2 \right],$$

$$a_{21} = \frac{c_{16}}{(1 + \varepsilon_1)c_{11}}, a_{22} = \frac{1}{1 + \varepsilon_1} \left[ia \frac{c_{12} + c_{66}}{c_{11}} + ib \frac{c_{14} + c_{56}}{c_{11}} + ia\varepsilon_1 \right],$$

$$\begin{aligned}
a_{23} &= \frac{1}{1 + \varepsilon_1} \left[-a^2 \frac{c_{26}}{c_{11}} - b^2 \frac{c_{45}}{c_{11}} - ab \frac{c_{46} + c_{25}}{c_{11}} - \Omega_1 \Omega_2 \right], a_{31} = \frac{c_{15}}{(1 + \varepsilon_1) c_{11}}, \\
a_{32} &= \frac{1}{1 + \varepsilon_1} \left[ia \frac{c_{14} + c_{56}}{c_{11}} + ib \frac{c_{13} + c_{55}}{c_{11}} + ib \varepsilon_1 \right], \\
a_{33} &= \frac{1}{1 + \varepsilon_1} \left[-a^2 \frac{c_{46}}{c_{11}} - b^2 \frac{c_{35}}{c_{11}} - ab \frac{c_{36} + c_{45}}{c_{11}} - 2\omega \Omega_2 \right], \\
a_{34} &= \frac{1 + \tau_1 \omega}{1 + \varepsilon_1}, b_{11} = \frac{c_{16}}{c_{66}}, b_{12} = ia \frac{c_{12} + c_{66}}{c_{66}} + ib \frac{c_{14} + c_{56}}{c_{66}}, \\
b_{13} &= -a^2 \frac{c_{26}}{c_{66}} - b^2 \frac{c_{45}}{c_{66}} - ab \frac{c_{46} + c_{25}}{c_{66}} - \Omega_1 \Omega_2, b_{21} = 2ia \frac{c_{26}}{c_{66}} + 2ib \frac{c_{46}}{c_{66}}, \\
b_{22} &= -a^2 \frac{c_{22}}{c_{66}} - b^2 \frac{c_{44}}{c_{66}} - 2ab \frac{c_{24}}{c_{66}} + \frac{c_{11}(\Omega_1^2 - \omega^2)}{c_{66}}; b_{31} = \frac{c_{56}}{c_{66}}, b_{32} = ia \frac{c_{46} + c_{25}}{c_{66}} + ib \frac{c_{36} + c_{45}}{c_{66}}, \\
b_{33} &= -a^2 \frac{c_{24}}{c_{66}} - b^2 \frac{c_{34}}{c_{66}} - ab \frac{c_{23} + c_{44}}{c_{66}} + \frac{2c_{11}\omega\Omega_1}{c_{66}}, b_{34} = \frac{ia\beta_2 c_{11}(1 + \tau_1 \omega)}{c_{66}}, m_{11} = \frac{c_{15}}{c_{55}}, \\
m_{12} &= ia \frac{c_{56} + c_{14}}{c_{55}} + ib \frac{c_{55} + c_{13}}{c_{55}} + ib \varepsilon_1 \frac{c_{11}}{c_{55}}, m_{22} = ia \frac{c_{25} + c_{46}}{c_{55}} + ib \frac{c_{45} + c_{36}}{c_{55}}, \\
m_{13} &= -a^2 \frac{c_{46}}{c_{55}} - b^2 \frac{c_{35}}{c_{55}} - ab \frac{c_{45} + c_{36}}{c_{55}} + 2\Omega_2 \omega \frac{c_{11}}{c_{55}}, m_{21} = \frac{c_{56}}{c_{55}}, \\
m_{23} &= -a^2 \frac{c_{24}}{c_{55}} - b^2 \frac{c_{34}}{c_{55}} - ab \frac{c_{44} + c_{23}}{c_{55}} - \frac{c_{11}(\varepsilon_1 ab + 2\Omega_1 \omega)}{c_{55}}, m_{31} = 2ia \frac{c_{45}}{c_{55}} + 2ib \frac{c_{35}}{c_{55}}, \\
m_{32} &= -a^2 \frac{c_{44}}{c_{55}} - b^2 \frac{c_{33}}{c_{55}} - 2ab \frac{c_{34}}{c_{55}} - \frac{c_{11}(\Omega_1^2 + \Omega_2^2 - \omega^2)}{c_{55}}, m_{33} = \frac{(1 + \tau_1 \omega) ib \beta_3 c_{11}}{c_{55}}, \\
h_{k1} &= \frac{c_{k1}}{c_{11}}; k = 2(1)6, h_{k6} = \frac{i(bc_{k3} + ac_{k4})}{c_{11}}, h_{k2} = \frac{c_{k6}}{c_{11}}, h_{k3} = \frac{c_{k5}}{c_{11}}, h_{k4} = \frac{i(bc_{k5} + ac_{k6})}{c_{11}}, h_{k5} = \\
&\frac{i(bc_{k4} + ac_{k2})}{c_{11}}; k = 1(1)6, d_{1k} = a_{1k} + \frac{a_{21}(b_{31}m_{1k} - b_{1k})}{1 - b_{31}m_{21}} + \frac{a_{31}(m_{21}b_{1k} - m_{1k})}{1 - b_{31}m_{21}}, k = 1(1)8, \text{ where, } a_{13} = \\
a_{12}, a_{14} &= a_{22}, a_{15} = a_{23}, a_{16} = a_{32}, a_{17} = a_{33}, a_{18} = 0, d_{2k} = (-b_{1k} - \\
&\frac{b_{31}(m_{21}b_{1k} - m_{1k})}{1 - b_{31}m_{21}}) - \frac{d_{1k}}{d_{11}} (-b_{11} - \frac{b_{31}(m_{21}b_{11} - m_{11})}{1 - b_{31}m_{21}}), k = 1(1)8, \text{ where, } b_{23} = b_{21}, b_{24} = \\
b_{22}, b_{25} &= b_{32}, b_{26} = b_{33}, b_{27} = 0, b_{28} = b_{34}, \\
d_{31} &= \frac{m_{11}d_{12}}{d_{11}} - m_{12} - m_{21}d_{21}, d_{32} = \frac{m_{11}d_{13}}{d_{11}} - m_{13} - m_{21}d_{22}, \\
d_{33} &= \frac{m_{11}d_{14}}{d_{11}} - m_{22} - m_{21}d_{23}, d_{34} = \frac{m_{11}d_{15}}{d_{11}} - m_{23} - m_{21}d_{24}, d_{35} = \frac{m_{11}d_{16}}{d_{11}} - m_{31} - m_{21}d_{25}, \\
d_{36} &= \frac{m_{11}d_{17}}{d_{11}} - m_{32} - m_{21}d_{26}, d_{37} = -\left(\frac{m_{11}a_{34}}{d_{11}} + m_{21}d_{27}\right), d_{38} = \frac{m_{11}d_{18}}{d_{11}} + m_{33} - m_{21}d_{28}, \\
\varepsilon_1 &= \omega^{2-\alpha} \varepsilon (1 + \tau_2 \omega), \varepsilon_2 = \omega^{2-\alpha} \varepsilon (1 + \tau_2 \omega) ia \beta_2, \varepsilon_3 = \omega^{2-\alpha} \varepsilon (1 + \tau_2 \omega) ib \beta_3, \\
d_{41} &= \omega^{2-\alpha} \varepsilon (1 + \tau_2 \omega), d_{42} = d_{43} = 0, d_{44} = \omega^{2-\alpha} \varepsilon \beta_2 (1 + \tau_2 \omega) ia, d_{45} = 0, \\
d_{46} &= \omega^{2-\alpha} \varepsilon \beta_3 (1 + \tau_2 \omega) ib, d_{47} = 0, d_{48} = \omega^{2-\alpha} (1 + \tau_2 \omega) + k_2 a^2 + k_3 b^2, \\
g_{51} &= -\frac{d_{13}}{d_{11}}, g_{52} = -\frac{d_{15}}{d_{11}}, g_{53} = -\frac{d_{17}}{d_{11}}, g_{54} = -\frac{d_{18}}{d_{11}}, g_{55} = -\frac{d_{12}}{d_{11}}, g_{56} = -\frac{d_{14}}{d_{11}}, g_{57} = -\frac{d_{16}}{d_{11}}, \\
g_{58} &= \frac{a_{34}}{d_{11}}, g_{61} = d_{22}, g_{62} = d_{24}, g_{63} = d_{26}, g_{64} = d_{28}, g_{65} = d_{21}, g_{66} = d_{23}, g_{67} = \\
d_{25}, g_{68} &= d_{27}, g_{71} = d_{32}, g_{72} = d_{34}, g_{73} = d_{36}, g_{74} = d_{38}, g_{75} = d_{31}, g_{76} =
\end{aligned}$$

$$\begin{aligned}
d_{33}, g_{77} &= d_{35}, g_{78} = d_{37}, g_{81} = 0, g_{82} = d_{44}, g_{83} = d_{46}, g_{84} = d_{48}, g_{85} = \\
d_{41}, g_{86} &= g_{87} = g_{88} = 0, f_{11} = g_{51} + \lambda g_{55} - \lambda^2, f_{12} = g_{52} + \lambda g_{56}, f_{13} = \\
g_{53} + \lambda g_{57}, f_{14} &= g_{54} + \lambda g_{58}, f_{21} = g_{61} + \lambda g_{65}, f_{22} = g_{62} + \lambda g_{66} - \lambda^2, f_{23} = \\
g_{63} + \lambda g_{67}, f_{24} &= g_{64} + \lambda g_{68}, f_{31} = g_{71} + \lambda g_{65}, f_{32} = g_{72} + \lambda g_{76}, f_{33} = g_{73} + \\
\lambda g_{77} - \lambda^2, f_{34} &= g_{74} + \lambda g_{78}, f_{41} = \lambda g_{85}, f_{42} = g_{82}, f_{43} = g_{83}, f_{44} = g_{84}, \\
L_{21} &= [g_{ij}]_{i=5(1)8, j=1(1)4}, L_{22} = [g_{ij}]_{i=5(1)8, j=5(1)8}; \\
\delta_1 &= (f_{24}f_{13} - f_{14}f_{23})(f_{22}f_{33} - f_{32}f_{23}) - (f_{34}f_{23} - f_{24}f_{33})(f_{12}f_{23} - f_{22}f_{13}), \\
\delta_2 &= (f_{34}f_{23} - f_{24}f_{33})(f_{11}f_{23} - f_{21}f_{13}) - (f_{24}f_{13} - f_{14}f_{23})(f_{21}f_{33} - f_{31}f_{23}), \\
\delta_3 &= (f_{12}f_{21} - f_{11}f_{22})(f_{21}f_{34} - f_{31}f_{24}) - (f_{22}f_{31} - f_{21}f_{32})(f_{11}f_{24} - f_{14}f_{21}), \\
\delta_4 &= (f_{11}f_{23} - f_{21}f_{13})(f_{22}f_{33} - f_{32}f_{23}) - (f_{12}f_{23} - f_{22}f_{13})(f_{21}f_{33} - f_{31}f_{23}); \\
D_k &= |R_{ij}|_{i,j=1(1)8}, R_{kj} = P_j, j \neq k, \text{ and } D_9 = |R_{ij}|_{i,j=1(1)8} \text{ where, } R_{1j} = \\
R_{5j}(0), R_{2j} &= R_{5j}(h), R_{3j} = R_{6j}(0), R_{4j} = R_{6j}(h), R_{5j} = R_{1j}(0), R_{6j} = R_{1j}(h), R_{7j} = \\
R_{7j}(0), R_{8j} &= R_{7j}(h) \text{ for } k = 1(1)8; A_j = D_j/D_9, j = 1(1)8; P_j = 0 \text{ for } j = \\
1(1)8; j \neq 6 & \text{ where } P_6 = -\text{Sin}[\pi x_2/c]\text{Sin}[\pi x_3/d]; \\
R_{kj}(x_1) &= [(h_{k4} + h_{k1}\lambda_j)\{(\delta_1)_{\lambda=\lambda_j}\} + (h_{k5} + h_{k2}\lambda_j)\{(\delta_2)_{\lambda=\lambda_j}\}]e^{\lambda_j x_1} \\
+ [(h_{k6} + h_{k3}\lambda_j)\{(\delta_3)_{\lambda=\lambda_j}\} - \beta_k\{(\delta_4)_{\lambda=\lambda_j}\}]e^{\lambda_j x_1}; & \beta_1 = 1, \beta_4 = \beta_5 = \beta_6 = 0; \\
R_{7j}(x_1) &= [(\delta_4)_{\lambda=\lambda_j}]e^{\lambda_j x_1}; \text{ for } k = 1(1)6, j = 1(1)8.
\end{aligned}$$