

Hall effect-driven formation of gravitationally unstable discs in magnetized molecular cloud cores

James Wurster^{1*}, Matthew R. Bate^{1†}, and Daniel J. Price²

¹*School of Physics and Astronomy, University of Exeter, Stocker Rd, Exeter EX4 4QL, UK*

²*Monash Centre for Astrophysics and School of Physics and Astronomy, Monash University, Vic 3800, Australia*

Submitted: Revised: Accepted:

ABSTRACT

We demonstrate the formation of gravitationally unstable discs in magnetized molecular cloud cores with initial mass-to-flux ratios of 5 times the critical value, effectively solving the magnetic braking catastrophe. We model the gravitational collapse through to the formation of the stellar core, using Ohmic resistivity, ambipolar diffusion and the Hall effect and using the canonical cosmic ray ionization rate of $\zeta_{\text{cr}} = 10^{-17} \text{ s}^{-1}$. When the magnetic field and rotation axis are initially aligned, a $\lesssim 1$ au disc forms after the first core phase, whereas when they are anti-aligned, a gravitationally-unstable 25 au disc forms during the first core phase. The aligned model launches a 3 km s^{-1} first core outflow, while the anti-aligned model launches only a weak $\lesssim 0.3 \text{ km s}^{-1}$ first core outflow. Qualitatively, we find that models with $\zeta_{\text{cr}} = 10^{-17} \text{ s}^{-1}$ are similar to purely hydrodynamical models if the rotation axis and magnetic field are initially anti-aligned, whereas they are qualitatively similar to ideal magnetohydrodynamical models if initially aligned.

Key words: magnetic fields — MHD — methods: numerical — stars: formation — accretion disc

1 INTRODUCTION

Molecular clouds are magnetized (for a review, see Heiles & Crutcher 2005) but with low ionization fractions (Mestel & Spitzer 1956; Nakano & Umebayashi 1986; Umebayashi & Nakano 1990). The canonical cosmic ray ionization rate in molecular clouds is $\zeta_{\text{cr}} \approx 10^{-17} \text{ s}^{-1} \exp(-\Sigma/\Sigma_{\text{cr}})$ (Spitzer & Tomasko 1968; Umebayashi & Nakano 1981), where Σ is the surface density of the gas, and Σ_{cr} is the characteristic attenuation depth of cosmic rays. The dense regions ultimately collapse to form protostars (Shu 1977), and observations have suggested the presence of large gas discs and outflows around these young (Class 0) objects (e.g. Dunham et al. 2011; Lindberg et al. 2014; Tobin et al. 2015; Gerin et al. 2017).

Despite the low ionization fractions, many recent simulations of magnetized star formation used ideal magnetohydrodynamics (MHD; e.g. Price & Bate 2007; Hennebelle & Fromang 2008; Duffin & Pudritz 2009; Hennebelle & Ciardi 2009; Commerçon et al. 2010; Seifried et al. 2011; Bate et al. 2014), which assumes that the gas is sufficiently ionized such that the magnetic field is ‘frozen’ into the gas. The simulations that included realistic magnetic field strengths (mass-to-flux ratios of 3–5 times critical) produced collimated outflows but no

protostellar discs; the lack of discs is known as the magnetic braking catastrophe (e.g. Allen et al. 2003; Price & Bate 2007; Mellon & Li 2008; Hennebelle & Ciardi 2009). The simulations that included weak magnetic fields ($\gtrsim 10$ times critical mass-to-flux ratio) produced weak outflows and large discs during the first hydrostatic core phase. If large discs rotated rapidly enough, then they could become dynamically unstable to a bar-mode instability, leading to the formation of trailing spiral arms, as seen in purely hydrodynamical simulations (e.g. Bate 1998; Saigo & Tomisaka 2006; Saigo et al. 2008; Machida et al. 2010; Bate 2010, 2011).

In attempts to form discs during the star forming process, recent three-dimensional simulations have accounted for the low ionization fractions by including a self-consistent treatment of non-ideal MHD (e.g. Machida & Matsumoto 2011; Tomida et al. 2013, 2015; Tsukamoto et al. 2015a,b; Wurster et al. 2016; Tsukamoto et al. 2017; Vaytet et al. 2018; Wurster et al. 2018a). Rotationally supported discs have been found in simulations that include Ohmic resistivity and/or ambipolar diffusion (e.g. Tomida et al. 2015; Tsukamoto et al. 2015a; Vaytet et al. 2018), and 15–30 au discs were recovered when the Hall effect was included (e.g. Tsukamoto et al. 2015b; Wurster et al. 2016; Tsukamoto et al. 2017) so long as the magnetic field was anti-aligned with the rotation axis, since this geometry promotes disc formation (Braiding & Wardle 2012).

* j.wurster@exeter.ac.uk

† mbate@astro.ex.ac.uk

In this paper, which follows from the work presented in Wurster et al. (2018a) (hereafter WBP2018), we model the gravitational collapse of a magnetised molecular cloud core using Ohmic resistivity, ambipolar diffusion and the Hall effect and the canonical cosmic ray ionization rate of $\zeta_{\text{cr}} = 10^{-17} \text{ s}^{-1}$. This is the first study to model the collapse to the stellar core phase (Larson 1969) that includes the three main non-ideal effects, uses the canonical cosmic ray ionisation rate of $\zeta_{\text{cr}} = 10^{-17} \text{ s}^{-1}$, and anti-aligns the initial magnetic field and rotation vectors. Previous studies have anti-aligned the vectors but stopped the evolution after the first core phase (Tsukamoto et al. 2015b, 2017); aligned the vectors and evolved to the stellar core phase (Tsukamoto et al. 2015b); studied both alignments using a higher cosmic ray ionization rate (WBP2018); excluded the Hall effect (Tomida et al. 2015; Tsukamoto et al. 2015a; Vaytet et al. 2018); or followed the long term evolution by forming sink particles (Wurster et al. 2016).

This paper focuses on disc formation. We refer the reader to WBP2018 for discussion of the stellar cores. In Section 2, we summarise our methods and in Section 3 we present our initial conditions. Our results are presented in Section 4 and we conclude in Section 5.

2 METHODS

Our method is almost identical to that used by WBP2018. We solve the equations of self-gravitating, radiation non-ideal magnetohydrodynamics using the three-dimensional smoothed particle hydrodynamics (SPH) code SPHNG that originated from Benz (1990), but has since been substantially modified to include a consistent treatment of variable smoothing lengths (Price & Monaghan 2007), individual timestepping (Bate et al. 1995), radiation as flux limited diffusion (Whitehouse et al. 2005; Whitehouse & Bate 2006), magnetic fields (for a review, see Price 2012), and non-ideal MHD (Wurster et al. 2014, 2016) using the single-fluid approximation.

For stability of the magnetic field, we use the Børve et al. (2001) source-term approach, maintain a divergence-free magnetic field using constrained hyperbolic/parabolic divergence cleaning (Tricco & Price 2012; Tricco et al. 2016), and use the artificial resistivity from Price et al. (2018); note that WBP2018 used the artificial resistivity from Tricco & Price (2013).

The non-ideal MHD coefficients (for review, see Wardle 2007) are calculated using Version 1.2.1 of the NICIL library (Wurster 2016) using its default values. We include Ohmic resistivity, ambipolar diffusion and the Hall effect. At low temperatures ($T \lesssim 600 \text{ K}$), cosmic rays are the dominant ionisation source and can ionise low mass ions ($m \sim 2.31m_{\text{p}}$, where m_{p} is the proton mass), high-mass ions ($m \sim 24.3m_{\text{p}}$), and dust grains; the mutual interaction between the species can lead to further ionisation. The dust grains are comprised of a single species with radius $a_{\text{g}} = 0.1 \mu\text{m}$, bulk density $\rho_{\text{bulk}} = 3 \text{ g cm}^{-3}$, and a dust-to-gas fraction of 0.01 (Pollack et al. 1994). The dust is evolved as three populations, which are negatively, positively, and neutrally charged, respectively.

3 INITIAL CONDITIONS

Our initial conditions are identical to those in Bate et al. (2014) and WBP2018. We place a $1 M_{\odot}$ cold dense sphere of uniform density into warm background at a density ratio of 30:1, with the two phases in pressure equilibrium. The core has an initial radius

of $R = 4 \times 10^{16} \text{ cm}$, an initial sound speed of $c_{\text{s}} = \sqrt{p/\rho} = 2.2 \times 10^4 \text{ cm s}^{-1}$, and solid body rotation about the z -axis of $\Omega_0 = \Omega_0 \hat{z}$, where $\Omega_0 = 1.77 \times 10^{-13} \text{ rad s}^{-1}$.

The entire domain is threaded with a magnetic field in the z -direction with a strength of $B_0 = 1.63 \times 10^{-4} \text{ G}$, equivalent to 5 times the critical mass-to-flux ratio. For the models that include non-ideal MHD, we consider both aligned (i.e. $\mathbf{B}_0 = +B_0 \hat{z}$) and anti-aligned (i.e. $\mathbf{B}_0 = -B_0 \hat{z}$) cases.

The calculations use 3×10^6 equal-mass SPH particles in the core and 1.46×10^6 particles in the surrounding medium.

4 RESULTS

Our suite of simulations consists of a purely hydrodynamical model (named HD), an ideal MHD model (named iMHD), and four non-ideal MHD models named ζ_{Z}^D , where Z represents the constant cosmic ray ionization rate such that $\zeta_{\text{cr}} = 10^{-Z} \text{ s}^{-1}$, and D represents the direction of the magnetic field with respect to the rotation axis such that $D = + (-)$ represents $+B_0 \hat{z}$ ($-B_0 \hat{z}$). Our focus is on ζ_{17}^{\pm} , and the other models are included for reference and to emphasise the importance of a proper treatment of non-ideal MHD.

4.1 Column density evolution

Fig. 1 shows the face-on gas column density during the first and stellar core phases. As expected, a gravitationally unstable disc forms ($r \sim 60 \text{ au}$) in the HD calculation that undergoes a gravitational bar-mode instability (Bate 1998; Durisen et al. 2007) early in the first core phase, while no disc forms in iMHD in agreement with Bate et al. (2014). In agreement with Tsukamoto et al. (2015b), ζ_{17}^- develops a large $\sim 25 \text{ au}$ disc during the first core phase that becomes gravitationally unstable and forms spiral arms. By reversing the initial direction of the magnetic field, ζ_{17}^+ forms no disc during the first core phase. As the collapse proceeds from the first hydrostatic core to the stellar core, the bars in HD and ζ_{17}^- collapse to form a spherical core.

Our study adopts different initial rotations, different initial magnetic field strengths and different microphysics governing the non-ideal MHD processes compared to Tsukamoto et al. (2015b), suggesting that the bimodality of disc formation is robust to initial conditions. That is, for models with $\zeta_{\text{cr}} = 10^{-17} \text{ s}^{-1}$, the evolution is similar to HD if the initial magnetic field and rotation vectors are anti-aligned, and similar to iMHD if the vectors are aligned.

4.2 Angular momentum and magnetic braking

In the purely hydrodynamic calculation, conservation of angular momentum during the initial collapse to form the first hydrostatic core results in the formation of a gravitationally unstable disc of radius $\sim 60 \text{ au}$, as shown in the top row of Fig. 1. Fig. 2 shows the evolution of the angular momentum in the first core, L_{fc} , where the first core is defined as all the gas with $\rho \geq 10^{-12} \text{ g cm}^{-3}$. Magnetic fields are efficient at transporting angular momentum outwards, thus the first core in iMHD has ~ 50 times less angular momentum than HD. As a result, a rotationally supported disc does not form in iMHD.

Angular momentum directly affects the time evolution of the collapse. The length of time spent in the first core phase increases as the angular momentum of the first core increases. The exception to this trend is ζ_{17}^- , which has an even longer first core phase ($\simeq 630 \text{ yr}$) than the HD model ($\simeq 590 \text{ yr}$) despite having slightly less

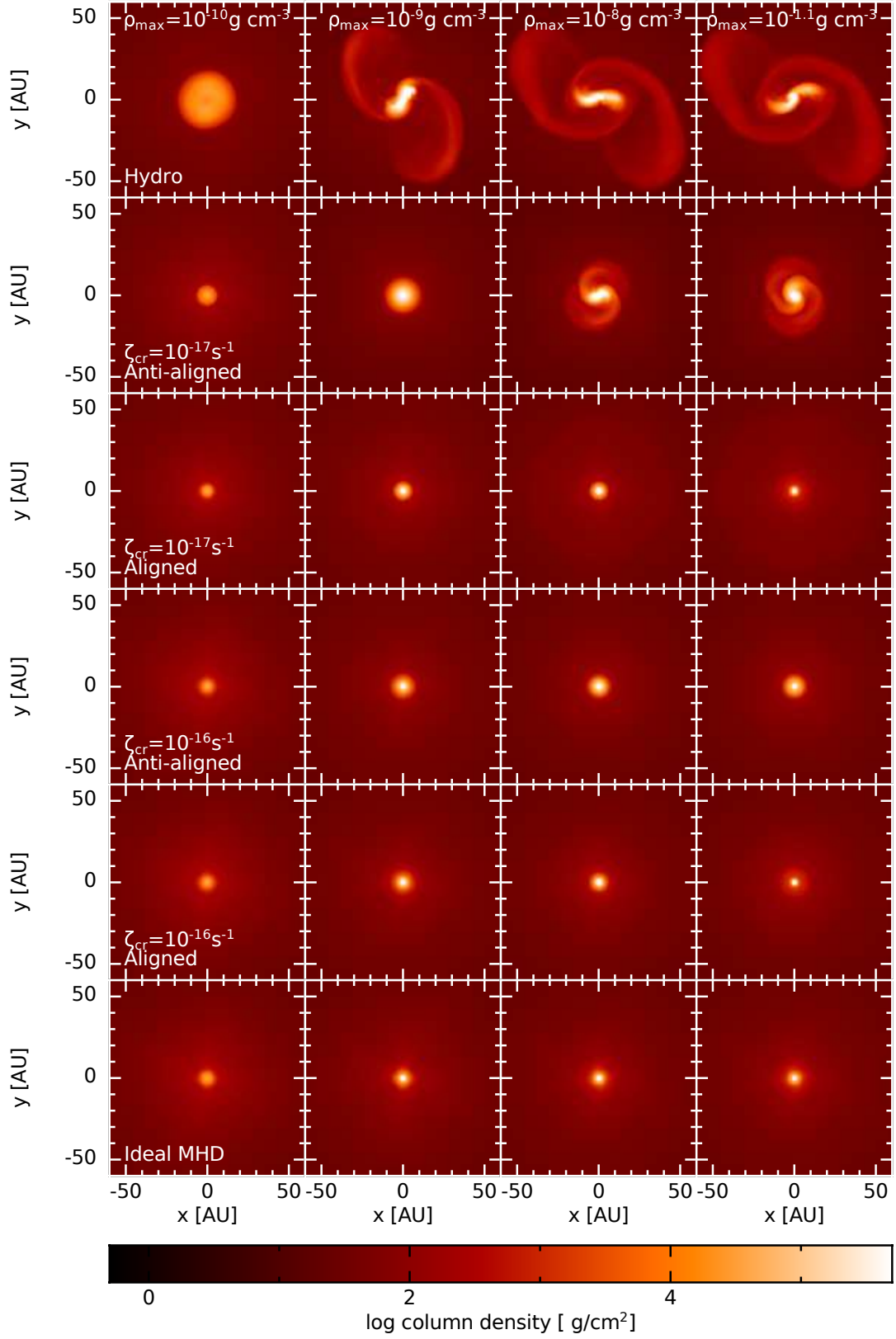


Figure 1. Formation of gravitationally unstable discs in the presence of magnetic fields, showing the face-on gas column density at selected maximum densities (a proxy for time). The hydrodynamic model (top row) forms a ~ 60 au disc that becomes bar-unstable and forms spiral arms, while the ideal MHD model (bottom row) forms no disc. The Hall effect in model ζ_{17}^+ prevents disc formation (third row), whereas the Hall effect increases the angular momentum contained in the disc in model ζ_{17}^- to allow a gravitationally unstable ~ 25 au disc to form.

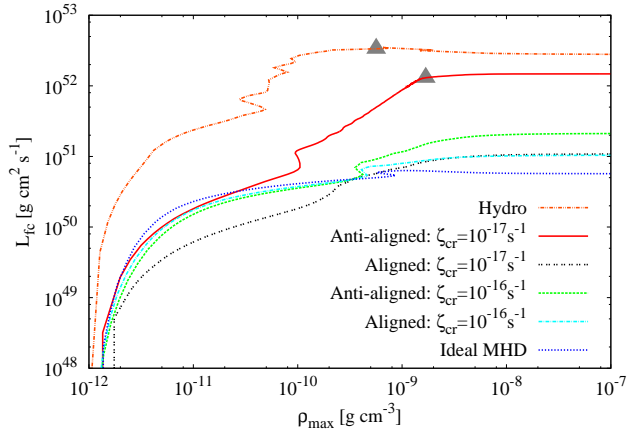


Figure 2. Evolution of the angular momentum in the first hydrostatic core (defined as the gas with $\rho \geq 10^{-12} \text{ g cm}^{-3}$). The triangles represent when the discs becomes gravitationally unstable. The angular momentum in the first core is larger for models with lower ionization rates, and with initially anti-aligned magnetic field and rotation vectors.

angular momentum. This is because in ζ_{17}^- the magnetic field supports the cloud against gravity and delays the collapse, extending the lifetime of the first hydrostatic core phase.

In all simulations, total angular momentum is conserved within 1 per cent during the entire gravitational collapse through to stellar densities. The initial angular momentum in our simulations is $2.26 \times 10^{53} \text{ g cm}^2 \text{ s}^{-1}$, and, in ζ_{17}^- , ~ 6.5 per cent of this is contained in first hydrostatic core after its formation.

4.2.1 Ion and bulk velocities

Fig. 3 shows the azimuthally averaged radial and azimuthal velocities, v_r and v_ϕ , respectively, of both the ions and the single-fluid motion within 20° of the midplane at $\rho_{\text{max}} \approx 10^{-7} \text{ g cm}^{-3}$ for models ζ_{17}^\pm . The ion velocity is given by

$$\mathbf{v}_{\text{ion}} = \mathbf{v} + \frac{\rho_n}{\rho} \left(\eta_A \frac{\mathbf{J} \times \mathbf{B}}{|\mathbf{B}|^2} - \eta_H \frac{\mathbf{J}}{|\mathbf{B}|} \right), \quad (1)$$

where \mathbf{v} is the single-fluid velocity calculated in the simulations, ρ_n and ρ are the neutral and total mass densities, respectively, \mathbf{J} is the current density, and η_H and η_A are the coefficients for the Hall effect and ambipolar diffusion, respectively.

As the ionization rate is decreased, the coupling between the matter and magnetic fields decreases. In ζ_{17}^- , the ions rotate slower than the bulk rotational flow. This results in decreased magnetic braking and a torque that spins up the material in the same direction as the initial flow (Krasnopolsky et al. 2011), such that the angular momentum is approximately half of that in model HD. This promotes disc formation.

In ζ_{17}^+ , the ions rotate faster than the bulk rotational flow, dragging the magnetic field more rapidly around the disc. This creates a stronger toroidal magnetic field, which enhances magnetic braking and prevents the formation of a Keplerian disc. By reversing the direction of the initial magnetic field such that the magnetic field and rotation are initially aligned (i.e. $\zeta_{17}^- \rightarrow \zeta_{17}^+$), the angular momentum in the first core decreases by a factor of ~ 12 .

Similar trends hold for ζ_{16}^\pm (not shown), although the difference between the ion and bulk velocities is smaller than in ζ_{17}^\pm . In these models, the ionisation rate is high enough to modify the ro-

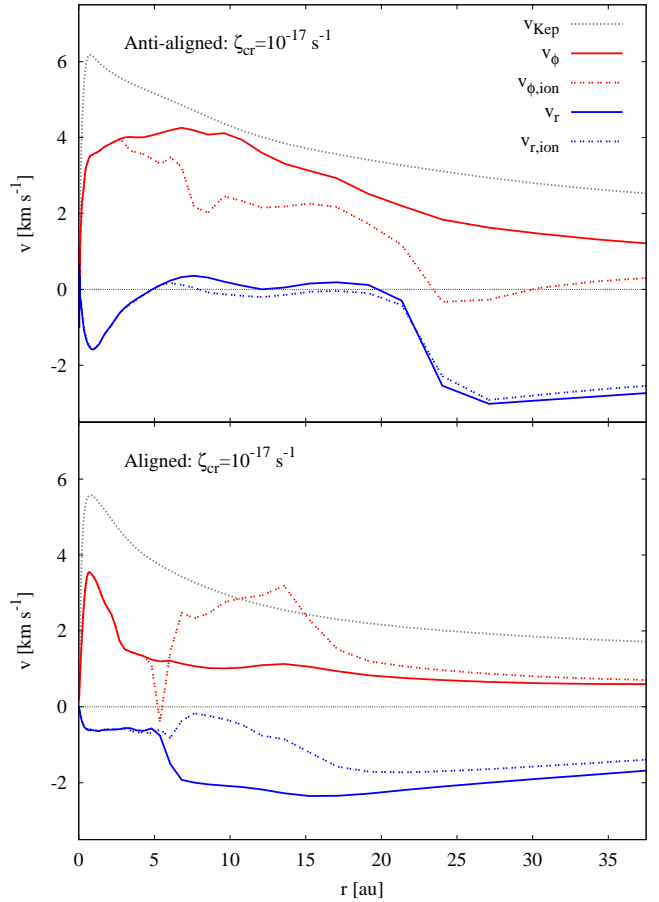


Figure 3. Azimuthally averaged single-fluid and ion velocities within 20° of the midplane at $\rho_{\text{max}} \approx 10^{-7} \text{ g cm}^{-3}$ for models ζ_{17}^- (top) and ζ_{17}^+ (bottom). The gas is rotating at sub-Keplerian velocities. The ions are rotating slower than the bulk rotational flow in ζ_{17}^- , decreasing the magnetic braking and promoting disc formation.

tational profile, but not enough to reduce magnetic braking enough for a disc to form during this phase. Both ζ_{17}^+ and ζ_{16}^- have similar angular momenta in the first core, indicating that both the cosmic ray ionisation rate and the initial magnetic field orientation are critical in determining the angular momentum content of the first core and hence disc formation.

4.2.2 Degree of centrifugal support of the discs

To determine if the gas is rotationally supported, we consider the ratio of centrifugal and pressure forces to the gravitational force, namely

$$q_1 = \left| \frac{\frac{v_\phi^2}{r} + \frac{1}{\rho} \frac{dP}{dr}}{\frac{GM(r)}{r^2}} \right|, \quad (2)$$

and the ratio of centrifugal force to the radial gravitational force,

$$q_2 = \left| \frac{\frac{v_\phi^2}{r}}{\frac{GM(r)}{r^2}} \right|, \quad (3)$$

where P is gas pressure, $M(r)$ is the mass enclosed at radius r , and G is Newton's gravitational force constant (e.g. Tsukamoto et al. 2015a,b). The ratios q_1 and q_2 are shown Fig. 4 for HD and ζ_{17}^-

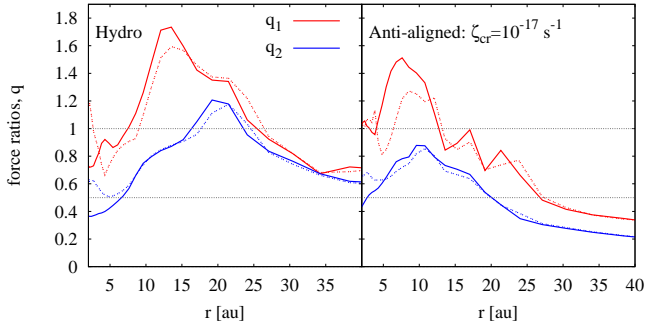


Figure 4. Ratio of centrifugal and pressure forces to the gravitational force (q_1 and q_2 as defined in Eqns. 2 and 3) for models that form discs during the first hydrostatic core phase. q_1 gives the ratio of the combination of the centrifugal and pressure forces to the radial gravitational force, while q_2 gives only the ratio of the centrifugal force to the radial gravitational force. The forces are computed for the gas within 20° of the midplane at $\rho_{\max} \approx 10^{-7} \text{ g cm}^{-3}$ (solid) and $\rho_{\max} \approx 8 \times 10^{-2} \text{ g cm}^{-3}$ (dashed). The horizontal lines are reference lines. At both densities, the disc in ζ_{17}^- is rotationally supported, with the primary contribution from the centrifugal force.

and Fig. 5 for the remaining models; note that each figure has a different horizontal range.

By the end of the first core phase (at $\rho_{\max} \approx 10^{-7} \text{ g cm}^{-3}$), HD and ζ_{17}^- have $q_1 > 1$ for $r \lesssim 25$ and 15 au, respectively, hence discs exist that are supported against gravity, and are in close to Keplerian rotation (Fig. 3). Since $q_2 > 0.5$, the disc is primarily supported by the centrifugal force (Fig. 4). These values are smaller than previously presented since the azimuthal averaging removes information about the extended spiral arms, which were considered in our previous estimate of the disc size.

At this ρ_{\max} , none of the remaining models have rotationally supported discs. When we evolve the models through to the stellar core phase, then small, rotationally supported discs form in the remaining non-ideal MHD models. These discs are $r \approx 1-3$ au in radius (depending on ionization rate and magnetic field orientation), and are also primarily supported by the centrifugal force. Model iMHD has $q_2 \approx 0$, thus there is essentially no rotational support (Fig. 5). Our results for ζ_{17}^\pm are in agreement with Tsukamoto et al. (2015b).

The disc in ζ_{17}^- is ~ 10 au larger than we found in Wurster et al. (2016). This is a result of our previous study using sink particles (which remove gas pressure of the central region) and a barotropic equation of state. We performed a set of additional simulations (not shown), and verified that models that use smaller sink particles form larger and more dense discs (when using the barotropic equation of state), and that models that use radiation hydrodynamics form larger discs than those using the barotropic equation of state.

4.3 Magnetic field evolution

Fig. 6 shows the evolution of the maximum magnetic field strength with respect to maximum density. After the formation of the first core, the magnetic field is diffused out of the core in the non-ideal MHD models, such that at $\rho_{\max} \approx 10^{-9} \text{ g cm}^{-3}$, the maximum magnetic field strength in the non-ideal models is approximately an order of magnitude lower than in the ideal MHD model. During the second collapse phase, the maximum magnetic field strengths

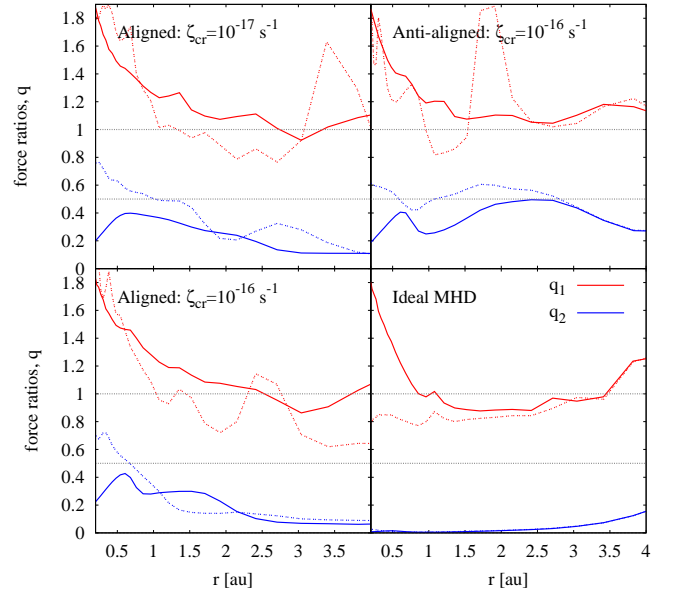


Figure 5. As in Fig. 4, but for models that do not form discs during the first hydrostatic core phase. At $\rho_{\max} \approx 8 \times 10^{-2} \text{ g cm}^{-3}$, there are rotationally supported discs in the non-ideal MHD models; a rotationally supported disc does not form in iMHD.

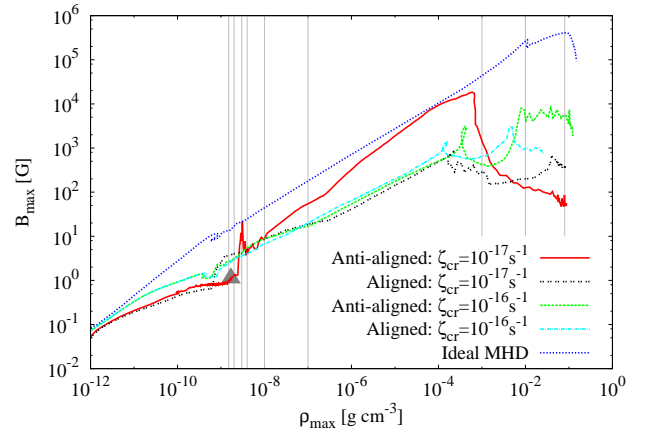


Figure 6. Evolution of the maximum magnetic field strength as a function of maximum density. The horizontal axis begins near the start of the first core phase, when the magnetic field evolution diverges amongst the models. The grey reference lines correspond to the maximum densities shown in Figs. 7 and 8. The triangle represents when the disc becomes gravitationally unstable. The maximum magnetic field strength in ζ_{17}^- increases by an order of magnitude at $\rho_{\max} \approx 2 \times 10^{-9} \text{ g cm}^{-3}$, near which time the disc becomes bar-unstable.

grow as $B_{\max} \propto \rho_{\max}^{0.6}$ (in agreement with, e.g., Bate et al. 2014; Tsukamoto et al. 2015a; Masson et al. 2016; Wurster et al. 2018a).

The lack of azimuthal symmetry in ζ_{17}^- necessarily produces a more complex magnetic field structure. Figs. 7 and 8 show the evolution of the gas column density and magnetic field strength, respectively, of ζ_{17}^- . We show slices in the x-y plane (that is, perpendicular to the rotation axis) with times chosen to highlight the formation and collapse of the bar. Asymmetries form during the first core phase, and a bar forms by $\rho_{\max} \approx 2 \times 10^{-9} \text{ g cm}^{-3}$; at this time, the magnetic field becomes concentrated at the ends of the bar, accounting for the sudden increase in B_{\max} shown in

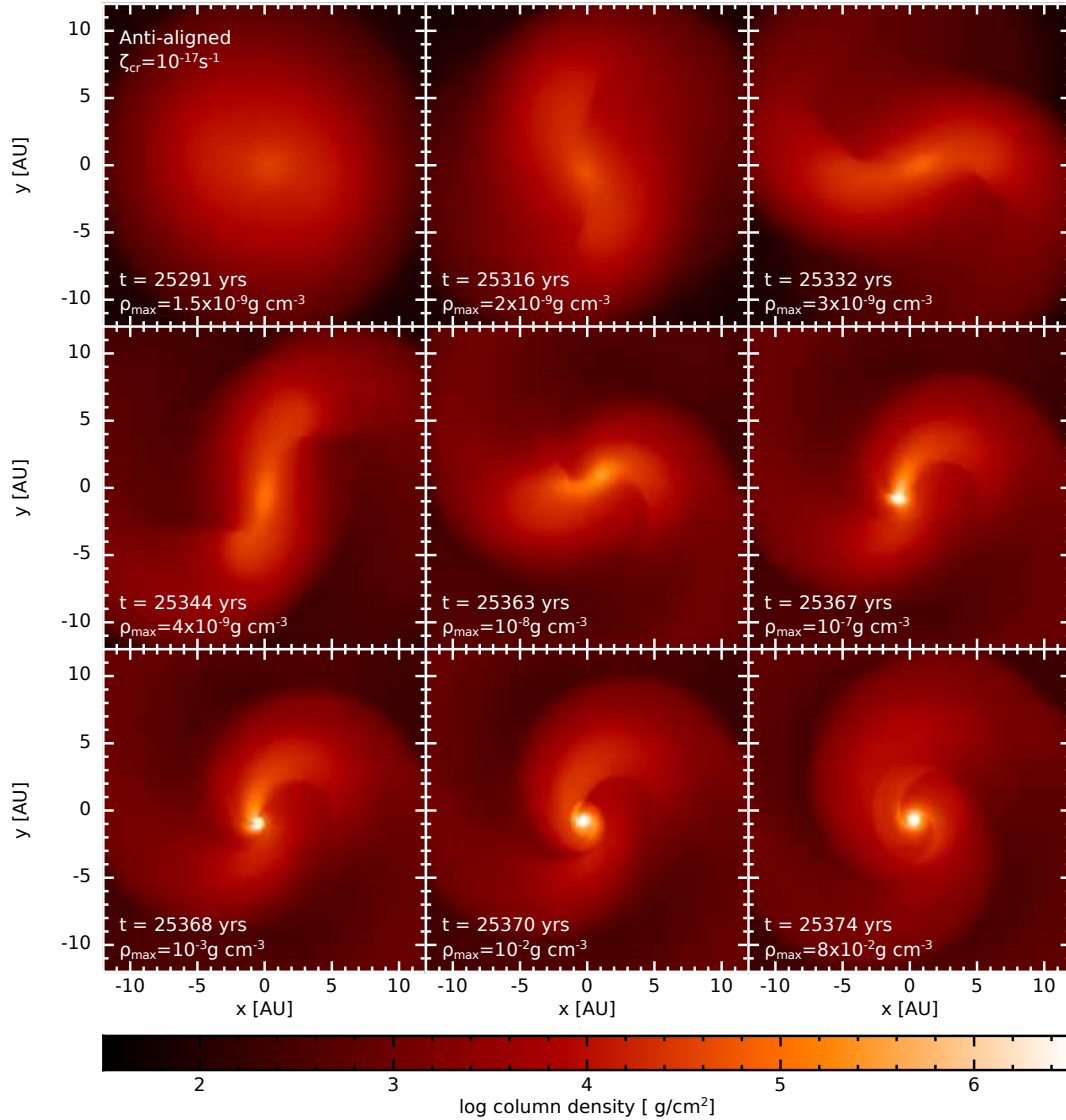


Figure 7. Evolution of the gas column density for ζ_{17}^- . The frames are chosen to highlight the bar formation and collapse. The bar forms half-way through the first core phase, and begins to collapse by the end of this phase, ultimately forming a spherical stellar core.

Fig. 6. At the end of the bar, the diffusion timescale, $t_\eta \sim r^2/\eta$, is $\sim 7 \times 10^3$ yr assuming $r \sim 1$ au and $\eta \sim 10^{15} \text{ cm}^2 \text{ s}^{-1}$. The latter value is representative of the physical resistivity values in the outer region of the bar. Nearer the centre of the core, the diffusion timescale is even longer. This diffusion timescale is longer than the evolutionary timescale of the bar (≈ 80 yr; Figs. 7 and 8), implying that the concentration of the magnetic field at the ends of the bar cannot be rapidly diffused away.

As the bar evolves, gravitational torques funnel the gas along the bar (e.g. third column in the middle row of Figs. 7 and 8), forming a compact core surrounded by a large disc; this is ultimately where the stellar core forms. As expected, the magnetic field becomes concentrated in this compact core, but is highly structured (Fig. 8).

4.4 Outflows

As shown in WBP2018, decreasing the cosmic ray ionization rate in models with $-B_0\hat{z}$ decreases the speed of the first core outflows

and broadens them. In agreement with this trend, ζ_{17}^- shows a slow first core outflow; see Fig. 9, which shows the radial velocity in a slice through the first core at $\rho_{\text{max}} \approx 10^{-7} \text{ g cm}^{-3}$. Although a similar ‘X’-shaped pattern is visible for all the non-ideal MHD models, the pattern in ζ_{17}^- has only a narrow band of gas that is slowly outflowing ($v_r \lesssim 0.3 \text{ km s}^{-1}$), while the surrounding material is falling at a slightly faster rate; the gas is accreting faster along both the equatorial and polar directions than along the diagonals. Given the high angular momentum in the disc of ζ_{17}^- , outflows are not required to carry angular momentum away.

By contrast, as the ionization rate is decreased for the models with $+B_0\hat{z}$, the speed of the first core outflows increases and broadens. In all cases, the lower ionization rate reduces the magnetic field strength which accounts for the broadening of the outflows. Thus, at any given ζ_{cr} , the difference in outflow speed is necessarily a result of the Hall effect¹. In the models with $+B_0\hat{z}$,

¹ For models with $\zeta_{\text{cr}} \geq 10^{-15} \text{ s}^{-1}$, the initial direction of the magnetic

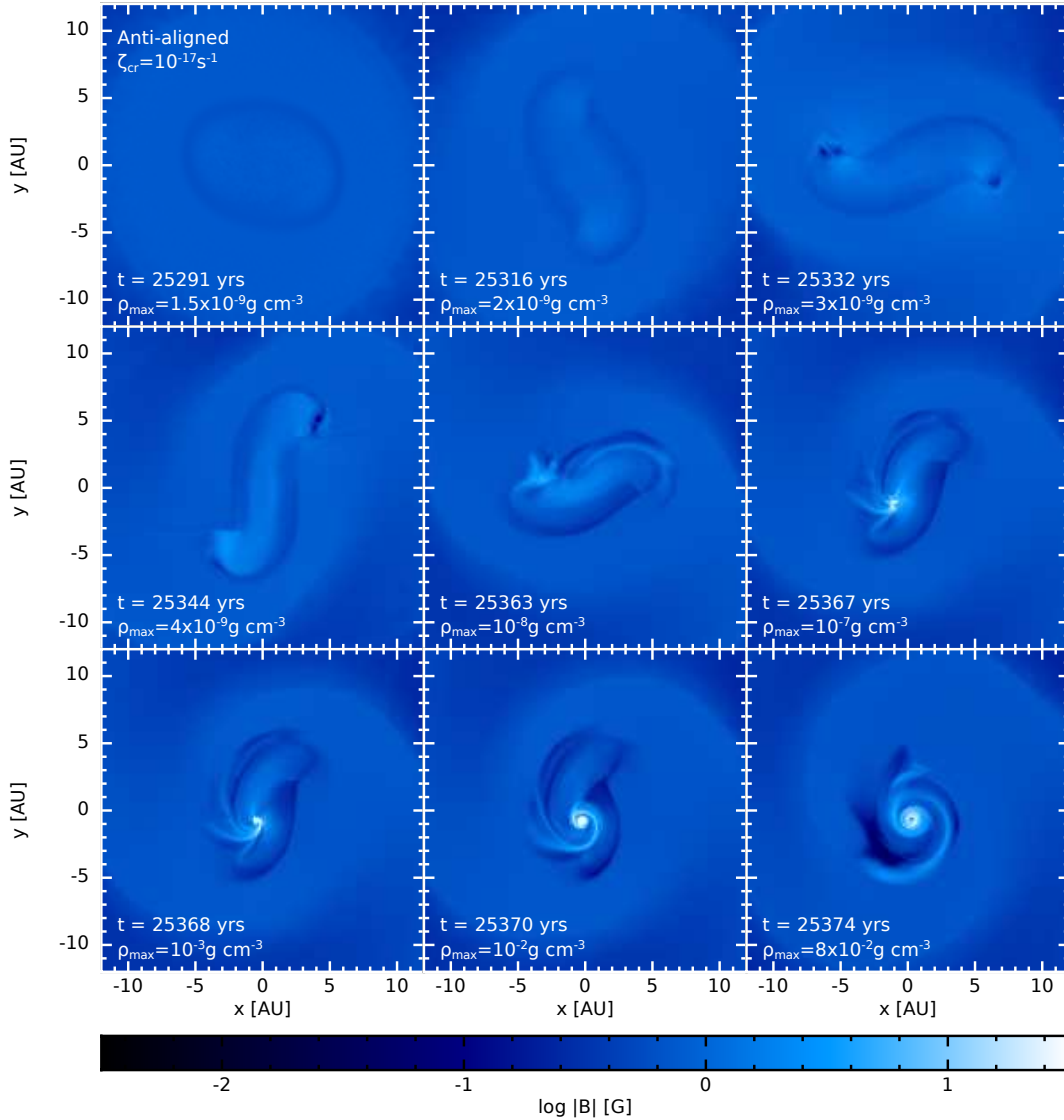


Figure 8. Evolution of the magnetic field strength in the midplane for ζ_{17}^- . The frames are chosen to highlight the bar formation and collapse. The maximum magnetic field and maximum density are coincident only up until bar formation.

the Hall effect spins down the gas above and below the first core, which reduces the toroidal component of the magnetic field. As previously shown (e.g. Bate et al. 2014, WBP2018), lower ratios of toroidal-to-poloidal magnetic field strengths result in faster outflows. Shortly after the formation of the first core, the trend of decreasing ratios of toroidal-to-poloidal magnetic field strengths corresponds to increasing outflow speeds.

Vaytet et al. (2018) modelled the collapse through the first and stellar core phases using $\zeta_{cr} = 10^{-17} \text{ s}^{-1}$, however, their model included only ambipolar diffusion and Ohmic resistivity. They found no first core outflows, akin to our ζ_{17}^- but contrary to ζ_{17}^+ . Their model had an initial $m = 2$ perturbation and an initial faster rotation. Thus, their initial conditions promoted disc formation and hence they found results similar to our ζ_{17}^- , in which the Hall effect is responsible for promoting disc formation.

field does not significantly affect the structure or velocity of the first core outflow.

4.5 Counter-rotating envelopes

During the first core phase, a counter-rotating envelope forms in ζ_{17}^- , and at its most massive contains $\sim 10^{-3} M_{\odot}$ and extends to $r \sim 30 \text{ au}$. The counter-rotating envelope dissipates with time and disappears completely by $\rho_{max} \approx 2 \times 10^{-9} \text{ g cm}^{-3}$, just before the disc forms. This envelope is smaller and less vertically extended than those found by Tsukamoto et al. (2015b, 2017). Their initially stronger magnetic field strength and faster rotation likely required the larger envelope at larger radii to conserve angular momentum. Thus, counter-rotating envelopes are likely a transient feature, with their properties dependent on the Hall effect, ionization rates (e.g. Wurster et al. 2018b), and initial conditions.

5 SUMMARY AND CONCLUSION

In this study, we followed the collapse of a molecular cloud core through to the formation of the stellar core in a magnetized medium. We used a self-consistent treatment of non-ideal MHD,

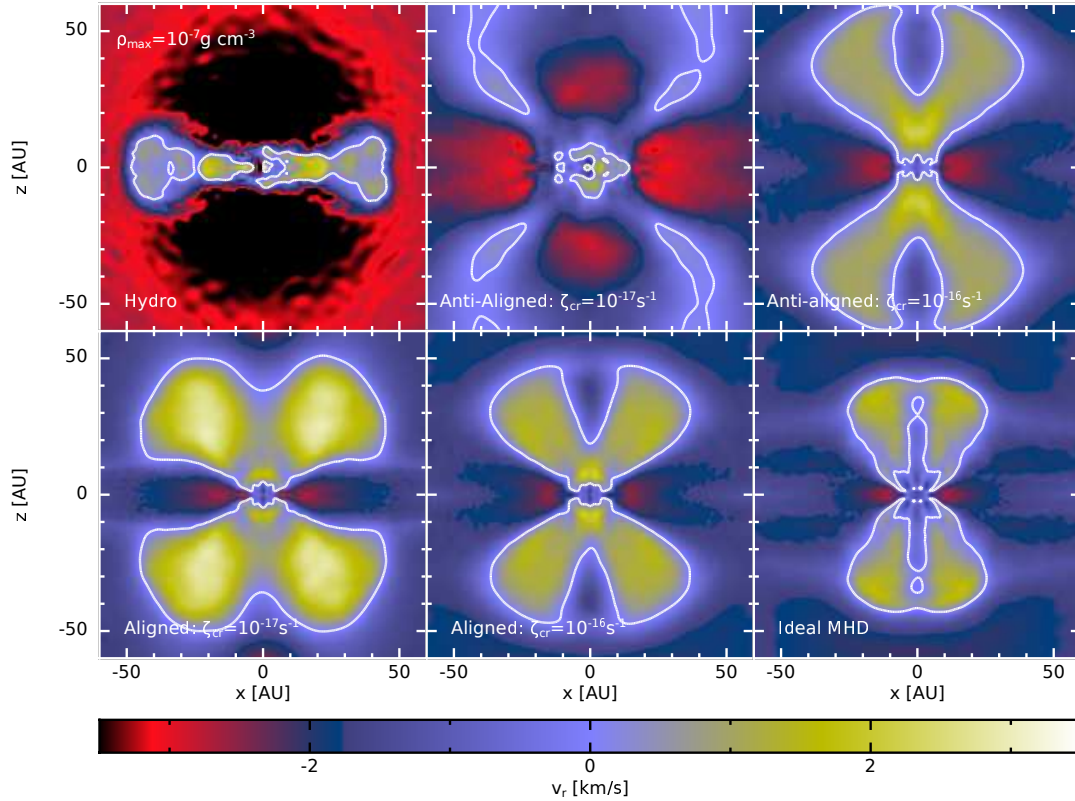


Figure 9. Radial velocity in a slice through the first core for each of the calculations. The white contour is $v_r = 0$. There are no first core outflows in the purely hydrodynamics model, and there are narrow, slow outflows embedded in the centre of the diagonal infall of ζ_{17}^- .

and used the canonical cosmic ray ionization rate of $\zeta_{\text{cr}} = 10^{-17} \text{ s}^{-1}$. We presented models with the magnetic field aligned and anti-aligned to the rotation axis since the Hall effect depends on the magnetic field orientation. We compared these models to partially ionized models with higher ionization rates (i.e. $\zeta_{\text{cr}} = 10^{-16} \text{ s}^{-1}$), an ideal MHD model and a purely hydrodynamical model. Our primary conclusions are as follows:

(i) The magnetic braking catastrophe can be solved by the Hall effect if the magnetic field and rotation axis are anti-aligned. During the first core phase, the anti-aligned model with $\zeta_{\text{cr}} = 10^{-17} \text{ s}^{-1}$ led to the formation of a gravitationally unstable ~ 25 au disc. The aligned model formed no disc during this phase. Increasing the cosmic ray ionization rate by a factor of ten yielded models without discs in the first core phase for both magnetic field orientations.

(ii) After the second collapse to form a stellar core, the aligned model with $\zeta_{\text{cr}} = 10^{-17} \text{ s}^{-1}$ and both models with $\zeta_{\text{cr}} = 10^{-16} \text{ s}^{-1}$ formed rotationally supported 1 – 3 au discs. No such discs were formed when using ideal MHD.

(iii) The model with $\zeta_{\text{cr}} = 10^{-17} \text{ s}^{-1}$ where the initial magnetic field and rotation vectors are anti-aligned launched a weak $\lesssim 0.3 \text{ km s}^{-1}$ first core outflow, while its aligned counterpart launched the fastest ($\approx 3 \text{ km s}^{-1}$) first core outflow amongst our six models.

By including the Hall effect in non-ideal MHD models that use the canonical cosmic ray ionization rate of $\zeta_{\text{cr}} = 10^{-17} \text{ s}^{-1}$, drastically different results can be produced depending on the initial orientation of the magnetic field. The Hall effect can qualitatively change the outcome, such that protostars produced from magnetized clouds can resemble results from purely hydrodynamical models (if the

initial magnetic field and rotation vectors are anti-aligned) or ideal MHD models (if the vectors are initially aligned). These results are in agreement with [Tsukamoto et al. \(2015b\)](#) who used different initial conditions than presented here, suggesting that our findings are robust and independent of initial conditions, as long as $\zeta_{\text{cr}} = 10^{-17} \text{ s}^{-1}$ is used. Thus we have demonstrated that formation of gravitationally unstable discs with radii more than 25 au is possible despite the presence of magnetic fields. This implies that such discs should indeed exist in the Class 0 phase.

ACKNOWLEDGEMENTS

We would like to thank the referee for useful comments that improved the quality of this manuscript. JW and MRB acknowledge support from the European Research Council under the European Community’s Seventh Framework Programme (FP7/2007-2013 grant agreement no. 339248). DJP received funding via Australian Research Council grants FT130100034, DP130102078 and DP180104235. The calculations for this paper were performed on the DiRAC Complexity machine, jointly funded by STFC and the Large Facilities Capital Fund of BIS (STFC grants ST/K000373/1, ST/K0003259/1 and ST/M006948/1), and the University of Exeter Supercomputer, a DiRAC Facility jointly funded by STFC, the Large Facilities Capital Fund of BIS, and the University of Exeter. The research data supporting this publication will be openly available from the University of Exeter’s institutional repository. Several figures were made using SPLASH ([Price 2007](#)).

REFERENCES

- Allen A., Li Z.-Y., Shu F. H., 2003, *ApJ*, **599**, 363
- Bate M. R., 1998, *ApJ*, **508**, L95
- Bate M. R., 2010, *MNRAS*, **404**, L79
- Bate M. R., 2011, *MNRAS*, **417**, 2036
- Bate M. R., Bonnell I. A., Price N. M., 1995, *MNRAS*, **277**, 362
- Bate M. R., Tricco T. S., Price D. J., 2014, *MNRAS*, **437**, 77
- Benz W., 1990, in Buchler J. R., ed., *Numerical Modelling of Nonlinear Stellar Pulsations Problems and Prospects*. p. 269
- Børve S., Omang M., Trulsen J., 2001, *ApJ*, **561**, 82
- Braiding C. R., Wardle M., 2012, *MNRAS*, **427**, 3188
- Commerçon B., Hennebelle P., Audit E., Chabrier G., Teyssier R., 2010, *A&A*, **510**, L3
- Duffin D. F., Pudritz R. E., 2009, *ApJ*, **706**, L46
- Dunham M. M., Chen X., Arce H. G., Bourke T. L., Schnee S., Enoch M. L., 2011, *ApJ*, **742**, 1
- Durisen R. H., Boss A. P., Mayer L., Nelson A. F., Quinn T., Rice W. K. M., 2007, *Protostars and Planets V*, pp 607–622
- Gerin M., et al., 2017, *A&A*, **606**, A35
- Heiles C., Crutcher R., 2005, in Wielebinski R., Beck R., eds, *Lecture Notes in Physics*, Berlin Springer Verlag Vol. 664, *Cosmic Magnetic Fields*. p. 137 ([arXiv:astro-ph/0501550](https://arxiv.org/abs/astro-ph/0501550)), doi:10.1007/11369875_7
- Hennebelle P., Ciardi A., 2009, *A&A*, **506**, L29
- Hennebelle P., Fromang S., 2008, *A&A*, **477**, 9
- Krasnopolsky R., Li Z.-Y., Shang H., 2011, *ApJ*, **733**, 54
- Larson R. B., 1969, *MNRAS*, **145**, 271
- Li Z.-Y., McKee C. F., 1996, *ApJ*, **464**, 373
- Lindberg J. E., et al., 2014, *A&A*, **566**, A74
- Machida M. N., Matsumoto T., 2011, *MNRAS*, **413**, 2767
- Machida M. N., Inutsuka S.-i., Matsumoto T., 2010, *ApJ*, **724**, 1006
- Masson J., Chabrier G., Hennebelle P., Vaytet N., Commerçon B., 2016, *A&A*, **587**, A32
- Mellon R. R., Li Z.-Y., 2008, *ApJ*, **681**, 1356
- Mestel L., Spitzer Jr. L., 1956, *MNRAS*, **116**, 503
- Nakano T., Umebayashi T., 1986, *MNRAS*, **218**, 663
- Pollack J. B., Hollenbach D., Beckwith S., Simonelli D. P., Roush T., Fong W., 1994, *ApJ*, **421**, 615
- Price D. J., 2007, *PASA*, **24**, 159
- Price D. J., 2012, *Journal of Computational Physics*, **231**, 759
- Price D. J., Bate M. R., 2007, *MNRAS*, **377**, 77
- Price D. J., Monaghan J. J., 2007, *MNRAS*, **374**, 1347
- Price D. J., et al., 2018, preprint, ([arXiv:1702.03930](https://arxiv.org/abs/1702.03930))
- Saigo K., Tomisaka K., 2006, *ApJ*, **645**, 381
- Saigo K., Tomisaka K., Matsumoto T., 2008, *ApJ*, **674**, 997
- Seifried D., Banerjee R., Klessen R. S., Duffin D., Pudritz R. E., 2011, *MNRAS*, **417**, 1054
- Shu F. H., 1977, *ApJ*, **214**, 488
- Spitzer Jr. L., Tomasko M. G., 1968, *ApJ*, **152**, 971
- Tassis K., Mouschovias T. C., 2005, *ApJ*, **618**, 783
- Tassis K., Mouschovias T. C., 2007a, *ApJ*, **660**, 388
- Tassis K., Mouschovias T. C., 2007b, *ApJ*, **660**, 402
- Tobin J. J., et al., 2015, *ApJ*, **805**, 125
- Tomida K., Tomisaka K., Matsumoto T., Hori Y., Okuzumi S., Machida M. N., Saigo K., 2013, *ApJ*, **763**, 6
- Tomida K., Okuzumi S., Machida M. N., 2015, *ApJ*, **801**, 117
- Tricco T. S., Price D. J., 2012, *Journal of Computational Physics*, **231**, 7214
- Tricco T. S., Price D. J., 2013, *MNRAS*, **436**, 2810
- Tricco T. S., Price D. J., Bate M. R., 2016, *Journal of Computational Physics*, **322**, 326
- Tsukamoto Y., Iwasaki K., Okuzumi S., Machida M. N., Inutsuka S., 2015a, *MNRAS*, **452**, 278
- Tsukamoto Y., Iwasaki K., Okuzumi S., Machida M. N., Inutsuka S., 2015b, *ApJ*, **810**, L26
- Tsukamoto Y., Okuzumi S., Iwasaki K., Machida M. N., Inutsuka S.-i., 2017, *PASJ*, **69**, 95
- Umebayashi T., Nakano T., 1981, *PASJ*, **33**, 617
- Umebayashi T., Nakano T., 1990, *MNRAS*, **243**, 103
- Vaytet N., Commerçon B., Masson J., González M., Chabrier G., 2018, *A&A*, **615**, A5
- Wardle M., 2007, *Ap&SS*, **311**, 35
- Whitehouse S. C., Bate M. R., 2006, *MNRAS*, **367**, 32
- Whitehouse S. C., Bate M. R., Monaghan J. J., 2005, *MNRAS*, **364**, 1367
- Wurster J., 2016, *PASA*, **33**, e041
- Wurster J., Price D. J., Ayliffe B., 2014, *MNRAS*, **444**, 1104
- Wurster J., Price D. J., Bate M. R., 2016, *MNRAS*, **457**, 1037
- Wurster J., Bate M. R., Price D. J., 2018a, *MNRAS*, **475**, 1859
- Wurster J., Bate M. R., Price D. J., 2018b, *MNRAS*, **476**, 2063