

Tuning the collapse transition of weakly charged polymers by ion-specific screening and adsorption

Richard Chudoba,^{*,†,‡,¶,||} Jan Heyda,^{*,§} and Joachim Dzubiella^{*,‡,¶,||}

[†]*Institut für Physik, Humboldt-Universität zu Berlin, Newtonstraße 15, D-12489 Berlin, Germany*

[‡]*Physikalisches Institut, Albert-Ludwigs Universität Freiburg, Hermann-Herder-Straße 3, D-79104 Freiburg im Breisgau, Germany*

^{||}*Research Group Simulations of Energy Materials, Helmholtz-Zentrum Berlin, Hahn-Meitner-Platz 1, D-14109 Berlin, Germany*

[§]*Department of Physical Chemistry, University of Chemistry and Technology, Prague, Technická 5, CZ-16628 Praha, Czechia*

E-mail: richard.chudoba@helmholtz-berlin.de; jan.heyda@vscht.cz; joachim.dzubiella@physik.uni-freiburg.de

■ ABSTRACT

The experimentally observed swelling and collapse response of weakly charged polymers to the addition of specific salts displays quite convoluted behavior that is not easy to categorize. Here we use a minimalistic implicit solvent / explicit salt simulation model with a focus on ion-specific interactions between ions and a single weakly charged polyelectrolyte to qualitatively explain the observed effects. In particular, we demonstrate ion-specific screening and bridging effects cause collapse at low salt concentrations whereas the same strong ion-specific direct interactions drive re-entrant swelling at high concentrations. Consistently with experiments, a distinct salt concentration at which the salting-out power of anions inverts from the reverse to direct Hofmeister series is observed. At this, so called isospheric point, the ion-specific effects vanish. Furthermore, with additional simplifying assumptions, an ion-specific mean-field model is developed for the collapse transition which quantitatively agrees with the simulations. Our work demonstrates the sensitivity of the structural behavior of charged polymers to the addition of specific salt and shall be useful for further guidance of experiments.

■ INTRODUCTION

Biopolymers as well as functional synthetic polymers in solution are subject to a complex set of interactions that are decisive for their molecular structure and function, e.g., as for folded versus unfolded states for proteins, or, more general, collapsed versus swollen states of a polymer.¹ Typically those solvated polymers are weakly charged and constitute relatively heterogeneous, partially polar, partially hydrophobic, macromolecules. Hence their polymeric structure is greatly affected by the solvation environment. Apart from the solvent type (e.g., water), the polymer conformation can be conveniently controlled by the concentration and type

of added cosolutes. In particular, ion-specific, also called Hofmeister effects^{2,3} of salts on biopolymeric structure and phase behavior have been studied and highlighted in the recent years in an overwhelming amount of literature.^{4–8}

The Hofmeister effects on the polymeric structure and the phase behavior are very complex and polymer specific. In order to increase the accessibility to the problem, often model systems are employed. For instance, the poly-*N*-isopropylacrylamide (PNIPAM) homopolymer or elastin-like polypeptides (ELPs), which both exhibit hydrophobic collapse transitions at their respective lower critical solution temperatures (LCST).^{9–11} These collapse transitions are analogous to cold-denaturation of proteins, in which ion-specific interactions (Hofmeister effects) play a prominent role.

PNIPAM is neutral polymer with LCST at 32 °C. Charge groups can be introduced into the polymer structure by copolymerization, typically with weak or strong acids or bases.^{12–14} The electrostatic repulsion between charged monomers then leads to an increase of LCST in pure water and a strong response to added salt at millimolar salt concentration when charge screening sets in.

ELPs constitute a particularly nice model system as they can be expressed by bacteria in a strictly monodisperse fashion with different repeating sequences.^{15–18} It is possible, for instance, to synthesize pentapeptide sequences of the generic form (VPGXG)_{*n*}, where X stays for any amino acid except proline.^{19,20} One can thus easily modulate the hydrophilic, hydrophobic, and charged character of the ELPs²⁰ together with their LCST.^{18,21} Salt-specific effects were studied not only for few neutral ELPs (e.g., V-120),^{17,22,23} but also for the weakly positively charged KV₆-120,^{8,24} and the weakly negatively charged DV₂F-64.⁹

For completely neutral polymers, e.g., pure PNIPAM or neutral ELPs, only two regimes of salt action were reported in the literature,^{17,25} see Figure 1 (a). (I) Linear and rather steep decrease of the cloud point temperature (an approxi-

mate but direct measure of the LCST) with salt concentration was observed for most strongly hydrated salts, such as sulfates, acetates, fluorides, and chlorides. (II) Initial weak increase of the cloud point temperature at low salt concentrations, typically below 1 M, with subsequent decrease at higher concentrations. Only recently a third regime, which was predicted by computer simulations²⁶ and is characterized by strongly attractive bridging interaction, was found. Guanidinium thiocyanate, one of the most potent protein denaturants, steeply decreases the cloud point temperature below 1.5 M, and the temperature grows even more rapidly above 1.5 M salt.²³ The relation of this to the phenomenon of cononsolvency in solvent mixtures is under discussion.²⁷ Charged ELPs possess a more complex behavior due to the ion-specific screening at low salt concentrations,^{8,9,24} cf. Figure 1 (b), similar to the stability behavior of charged proteins.⁴

It is now of fundamental importance to characterize the regimes in which specific salt-effects operate. This would allow to build a predictive model, which may be applied for determination of protein stability, but also for designing bio-materials of desired properties in their native environments. Computer simulations have already illuminated the action of varying solvents and cosolutes in coarse-grained simulations^{26,28–34} or all-atom simulations^{21,35–37}. Typically the results are interpreted by theories for chain structure and swelling,³⁸ e.g., due to a counterion condensation at highly charged polymers^{39–43} or specific steric interactions.^{44–49} Yet, a quantitative description of ion-specific counterion condensation relies on all-atom simulations.^{50,51} Driven by increasing interest in cononsolvency and the action of mixed solutes on the polymer structure, a whole body of mean-field theories has been developed especially for the description of the coil-to-globule transition in mixed solvents.^{26,27,52–58}

Recently, we have developed a thermodynamic approach for neutral polymers (such as PNIPAM, or neutral ELPs) within the framework of preferential binding,^{8,59} which helps interpreting the salt-specific thermodynamic fingerprints of cosolute-polymer interactions.⁶⁰ A similar model was used and extended to include non-specific screening effects for weakly charged polymers.⁶¹ In this work we aim to fully understand the complex data for charged elastin^{8,9,24} (selected data shown in Figure 1 (b)). For this purpose we devise a generic simulation model of a charged polymer with different charge fractions in uni-univalent salt solutions. The ion-specificity of salts steps in by systematically varying the polymer-ion interactions, i.e., from more repulsive, mimicking strongly hydrated ions (extreme ‘kosmotropes’), to very attractive, mimicking weakly hydrated ions (extreme ‘chaotropes’).³ Our previous simulations of neutral polymers exhibiting simple upper CST (UCST) have already demonstrated a non-trivial response of the polymer, where collapse by depletion, swelling through weak attraction, and re-entrant collapse by strong attractions have been observed.²⁶ As indicated by experiments, the situation becomes more complex in charged systems, where screening

and synergistic cation and anion interactions with the polymer are expected. In this work, we therefore complement the simulations with a new theory that extends our Flory-type mean-field model for neutral polymers with approaches for ion-specific screening.^{61,62}

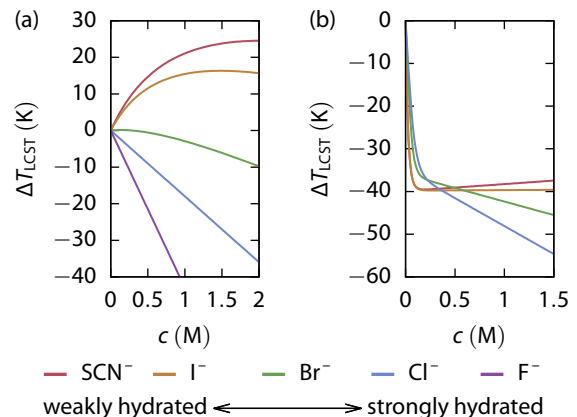


Figure 1: The change of the LCST of ELPs plotted versus the concentration of various sodium salts (with anions as given in the legend at the bottom) added to the polypeptide solution, as investigated experimentally.^{17,24} (a) Uncharged ELP V₅A₂G₃-120. (b) Weakly positively charged ELP KV₆-112.

MODEL AND METHODS

In our model, a single polymer chain containing $N_{mer} = 200$ coarse-grained monomer units is used. Monomers bearing a charge $+e$ or $-e$ are evenly (equidistantly) distributed along the chain to obtain the desired charge fractions ξ of 0, 5 and 10 %, for cationic or anionic chains, respectively. Furthermore, coarse-grained ions (counter-ions of the polyelectrolyte and uni-univalent electrolyte) are explicitly resolved in the implicit solvent environment. All beads, i.e., monomers and ions, interact via the Lennard-Jones (LJ) pair potential, that is

$$U_{LJ}^{ij} = 4\epsilon_{ij} \left[\left(\frac{\sigma_{ij}}{r} \right)^{12} - \left(\frac{\sigma_{ij}}{r} \right)^6 \right]. \quad (1)$$

The charged particles furthermore interact through the standard Coulomb potential. The relative permittivity of the background corresponds to water at room temperature with a dielectric constant $\epsilon_r = 78$. This results in the Bjerrum length $l_B = e^2 / \epsilon_r k_B T = 0.7$ nm at $T = 298$ K, where e is the elementary charge and k_B is the Boltzmann constant.

The bonds between adjacent monomers in the polymer chain are modeled with a harmonic potential with a spring constant $k = 100 k_B T \text{ nm}^{-2}$ and a bond length $b = 0.38$ nm.²⁶ Neither angular, nor torsional potential is applied. Non-bonded interactions between adjacent monomers are excluded.

The non-interacting polymer chain having $N_{\text{mer}} = 200$ segments each $b = 0.38 \text{ nm}$ long is considered as an ideal reference of our simulation setup. The ideal radius of gyration equals to $R_{\text{g}}^{\text{id}} = b\sqrt{N_{\text{mer}}/6} = 2.19 \text{ nm}$.

The solvation characteristics of ions cannot be captured directly in the implicit solvent model. Instead the value of the second virial coefficient B_2 for the monomer–ion interaction (without electrostatics) can be used as a global measure of the hydrated character and ion-specific affinity to the polymer. Strongly hydrated ions prefer to stay in the bulk solution thus there is a net repulsion between them and the uncharged polymer. That corresponds to a positive B_2 value of the monomer-ion interaction. On the other hand, weakly hydrated ions tend to preferentially adsorb to the polymer surface, which gives a net negative B_2 value of the monomer-ion interaction. The value of B_2 can be computed from the pairwise potential (eq 5). When the LJ potential is employed, $\epsilon \lesssim 0.3 k_{\text{B}}T$ gives a positive B_2 value (a net repulsion), while $\epsilon \gtrsim 0.3 k_{\text{B}}T$ yields to a negative B_2 value (a net attraction).

The implicit-solvent simulations are symmetric regarding the positive and negative charge. However, as known from experiments, anions exhibit greater variety of interactions with ELPs than common cations.⁸ To investigate a broader range of interaction types and yet to stay consistent with the experiments, we varied the anion–polymer interaction strength while keeping the strength of cation–polymer interaction unchanged. The affinity of the ions to the polymer is controlled by ϵ_{cation} and ϵ_{anion} in the LJ potential acting between a monomer (regardless of its charge) and a cation, or an anion, respectively. The value of $\epsilon_{\text{cation}} = 0.1 k_{\text{B}}T$ is kept constant, corresponding to strongly hydrated cations. The value of ϵ_{anion} varies between $0.1 k_{\text{B}}T$ and $0.9 k_{\text{B}}T$, altering the value of the second virial coefficient of the interaction between anions and polymer. The actual B_2 values of the interactions employed in the simulations are summarized in Table S1.

The non-electrostatic interaction between two ions (either anions, cations or cation-anion pairs) is determined by $\epsilon_{ij} = 0.3 k_{\text{B}}T$ in all simulations, corresponding to the zero value of the second virial coefficient B_2 for a purely non-electrostatic interaction.

The non-bonded pair interaction between monomers reflects the quality of the implicit solvent towards the polymer, i.e., varying solvent and polymer temperature. Our simple polymer model without solvent and explicit T -dependent interactions exhibits a UCST, while all qualitative trends including LCST are reflected, however, in inverse manner. LJ potentials with ϵ_{mer} between $0.1 k_{\text{B}}T$ and $0.9 k_{\text{B}}T$ are used when scanning for the near-critical (collapse transition) solvent condition.

The value of $\sigma = 0.3385 \text{ nm}$ in the LJ potential is kept constant for all interactions,²⁶ except for the interaction between cation and monomer, where $\sigma = 0.4787 \text{ nm}$ corresponds to even more strongly hydrated cations interacting with rather apolar monomers.

Langevin dynamics (LD) simulations in Gromacs 5.1⁶³ in NVT ensemble are performed. The friction constant γ is set to 1.0 ps^{-1} . The stochastic processes correspond to the temperature $T = 298 \text{ K}$. The time step of the velocity Verlet integrator is set to 7.5 fs . Together with the reduced molar mass 8.635 g mol^{-1} of all coarse-grained particles, the polymer conformations are sampled effectively. The electrostatic potential is computed using particle mesh Ewald method.⁶⁴ To efficiently employ this method in a system with a low particle density, the value of a cut-off distance in the real space and the number of grid points in the Fourier reciprocal space are optimized, as described in Table S2.

A single coarse-grained polymer chain and salt ions are placed into a cubic simulation box to prepare 0.0 M (counterions only), 0.1 M , 0.4 M , 1.0 M and 2.0 M salt solvation environment. Periodic boundary conditions are applied. The default volume of the simulation box 8304 nm^3 is reduced to one fourth when the polymer holds a compact globular conformation and the salt concentration is $\geq 1 \text{ M}$. The compositions of the systems are described in detail in Table S2. A trajectory of 525 ns is obtained in every simulation run. The initial 25 ns is considered as an equilibration phase and thus excluded from the analysis. Standard Gromacs tools, namely `gmx polystat` and `gmx rdf`, are used for the data analysis. Further statistical evaluations are performed in R.⁶⁵ The uncertainties of the quantities are determined as a standard error obtained from ten independent parts of the simulation trajectory.

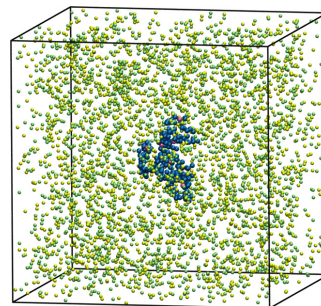


Figure 2: A snapshot of the simulation box containing a 200-mer chain in 0.4 M salt solution within an implicit solvent. The neutral polymer beads are depicted in blue, while the charged ones in purple. Univalent cations and anions of the salt are presented as green and yellow beads, respectively.

MEAN-FIELD THEORY

The change of the critical conditions of a polymer in a presence of cosolute can be described by a mean-field theory as follows. All interactions within the theory are described by a virial expansion and the electroneutrality condition is postulated. We choose an NpT ensemble for the polymer which is in contact with a reservoir of cosolutes at a constant chemical potential. Cosolute molecules are allowed to exchange

between the ensemble and the reservoir. At equilibrium the Gibbs free energy is minimized in such system. The polymer is simply modeled as an elastic, penetrable sphere that can change its radius upon the sorption of cosolutes. (Polymer conformational degrees of freedom are thus averaged out into an effective blob, like in the classical Flory approaches where only the polymer size is a variable.) Hence, the total Gibbs free energy of the polymer phase which is in a contact with a salt reservoir containing i cosolute constituents, i.e., anions and cations in our system, can be defined as

$$G_{\text{pol}} = F_{\text{pol}} + pV_{\text{pol}} - \sum_i \bar{\mu}_i N_i, \quad (2)$$

where N_i is the number of particles of the respective cosolute constituent (in this work, only ions) contained within the polymer sphere of the effective volume V_{pol} , $\bar{\mu}_i$ is the electrochemical potential of the respective constituent in the reservoir, p is the osmotic pressure, and F_{pol} is the total Helmholtz free energy of the polymer including the absorbed cosolute.

The electrochemical potential $\bar{\mu}_i$ can be expressed with the explicit electrostatic term as

$$\bar{\mu}_i = \mu_i + z_i e \phi, \quad (3)$$

where μ_i is a chemical potential of the i -th constituent, having a charge $z_i e$, which is located in an electrostatic field of a potential ϕ . If the electroneutrality condition inside the effective volume of the polymer is assumed, the electrostatic part of the potential does not have to be considered, as no net charge is exchanged between the polymer spherical region and the reservoir. Thus we will use only the chemical potentials μ_i of the constituents. The electroneutrality is described with the condition

$$\xi N_{\text{mer}} z_{\text{mer}} + \sum_i N_i z_i = 0, \quad (4)$$

where N_{mer} is the total number of monomers in a polymer chain, and ξ is the fraction of charged segments, each bearing the charge $z_{\text{mer}} e$.

The interactions between particles are described by a virial expansion up to the fourth order in our model. Note, the expansion at least up to the third order is required to guarantee a physically relevant solution for the negative second virial coefficient. The second virial coefficient B_2^{ij} between the particles i and j can be easily evaluated from the Lennard-Jones pair potential U_{LJ}^{ij} ,

$$B_2^{ij} = -2\pi \int_0^\infty r^2 \left[\exp(-\beta U_{\text{LJ}}^{ij}) - 1 \right] dr. \quad (5)$$

We approximate all three body interactions using the third virial coefficient $B_3^{ijk} = 2.00 \sigma^6$, consistently with our previous work.²⁶ The four body interactions are modeled analogously with the fourth virial coefficient of hard spheres with a diameter σ , $B_4^{ijkl} = 2.64 \sigma^9$.

The polymer chain itself is modeled as an elastic (en-

tropic) spring^{53,66}

$$\beta F_{\text{chain}} = \frac{4}{9}(\alpha^2 + \alpha^{-2}), \quad \alpha = R_{\text{pol}} / (b \sqrt{N/6}), \quad (6)$$

where α is an elongation of the chain relative to the ideal chain having N segments of a length b , and $\beta = (k_B T)^{-1}$ with the Boltzmann constant k_B and temperature T . To relate the polymer radius R_{pol} and volume V_{pol} , a spherical shape of the polymer is assumed. The total Helmholtz free energy of the polymer is then given as

$$\beta F_{\text{pol}} = \beta F_{\text{chain}} + V_{\text{pol}} \left[\sum_i \rho_i \ln \rho_i + \sum_{j,k} B_2^{jk} \rho_j \rho_k + \frac{1}{2} \sum_{j,k,l} B_3^{jkl} \rho_j \rho_k \rho_l + \frac{1}{3} \sum_{j,k,l,m} B_4^{jklm} \rho_j \rho_k \rho_l \rho_m \right], \quad (7)$$

where ρ is the particle density inside the effective polymer volume and the index i stands for the cosolute constituents and the indices j, k, l, m stand for the chain segments and/or the cosolute constituents.

The reservoir is modeled as a real gas which follows the fourth order virial expansion

$$\beta F_{\text{out}} = V_{\text{out}} \left[2\rho_{\text{out}} \ln \rho_{\text{out}} + 4B_2 \rho_{\text{out}}^2 + \frac{8B_3}{2} \rho_{\text{out}}^3 + \frac{16B_4}{3} \rho_{\text{out}}^4 \right], \quad (8)$$

where ρ_{out} is the density of (uni-univalent) salt in the reservoir. The osmotic pressure p and the chemical potentials μ_i in the reservoir can consequently be expressed as

$$p = \left. \frac{\partial F_{\text{out}}}{\partial V_{\text{out}}} \right|_{N_j, T}, \quad (9)$$

$$\mu_i = \left. \frac{\partial F_{\text{out}}}{\partial N_i} \right|_{N_{j \neq i}, V_{\text{out}}, T}, \quad (10)$$

respectively, for any given cosolute concentration ρ_{out} .

In order to find the equilibrium we numerically minimize the Gibbs free energy of the polymer G_{pol} (eq 2) with respect to its effective volume V_{pol} and the number of cosolute particles N_i . Note that the theory can model both UCST and LCST polymers, depending on the input, in particular, T -dependence of the virial coefficients.

Knowing the equilibrium concentration of the ions inside the polymer phase, the Donnan potential can be evaluated using eq 3 directly, for either cation, or anion. The chemical part μ_i of the electrochemical potential $\bar{\mu}_i$ of the respective cosolute i inside the polymer phase can be expressed from eq 7, computing the derivative

$$\mu_{i, \text{in}} = \left. \frac{\partial F_{\text{pol}}}{\partial N_i} \right|_{N_{j \neq i}, V_{\text{pol}}, T}. \quad (11)$$

Detailed evaluation of the Donnan potential is provided in the SI.

The mean effective volume of the polymer can be obtained as a Boltzmann weight average. The fluctuations in the radius of the polymer ($\langle R_{\text{pol}}^4 \rangle / \langle R_{\text{pol}}^2 \rangle^2 - 1$) are computed as a function of the solvent quality (ϵ_{mer}). At the critical solution temperature (CST) the fluctuations maximize.⁶⁷ The n -th moment of R_{pol} was computed using the Boltzmann distribution

$$\langle R_{\text{pol}}^n \rangle = \frac{\iint_{R,\rho} R_{\text{pol}}^n \exp(-\beta G_{\text{pol}}) d\rho_{\text{in}} dR_{\text{pol}}}{\iint_{R,\rho} \exp(-\beta G_{\text{pol}}) d\rho_{\text{in}} dR_{\text{pol}}}, \quad (12)$$

where ρ_{in} is the salt concentration inside the polymer phase, maintaining the electroneutrality condition, and R_{pol} is the effective polymer radius ($V_{\text{pol}} = 4/3\pi R_{\text{pol}}^3$).

Note that our mean-field theory can be considered valid only close to the coil-to-globule equilibrium when the polymer chain forms a rather compact conformation. The further assumptions are that the fraction of charged monomers has to be low and the salt concentration relatively high, i.e., the neutral reference state is only slightly perturbed.

A similar thermodynamic description has been recently developed for microgels, albeit a different procedure to find the thermodynamic equilibrium was employed.⁶² Salt-specific effects on weakly charged copolymers can be captured qualitatively by a simplified theory which treats the ion-specific and non-specific electrostatic contributions on a simple additive level, as demonstrated on PNIPAM copolymers.⁶¹ In contrast, the theory developed in this work includes the ion-specific and non-specific interactions in a self-consistent way.

The equations are solved using numeric solvers of Wolfram Mathematica 11.2 software package.⁶⁸

RESULTS AND DISCUSSION

Solvent quality near critical conditions

In order to find conditions close to the swollen-to-collapse transition, a solvent quality parameter, i.e., an effective interaction between monomers ϵ_{mer} , is varied from $0.1 k_{\text{B}}T$ to $0.9 k_{\text{B}}T$. Polymer chain conformation changes from an extended coil to a collapsed globule in this solvent quality range, as shown in Figure 3.

The radius of gyration of an uncharged polymer chain ($\xi = 0.00$) at $\epsilon_{\text{mer}} \simeq 0.4 k_{\text{B}}T$ almost exactly corresponds to the radius of gyration of the ideal, non-interacting polymer chain R_{g}^{id} . The radius of gyration increases with the charge fraction of the polymer and the transition is shifted to higher ϵ_{mer} values. However, a small concentration of salt (0.1 M) already suppresses this trend due to the charge screening, as shown in Figure 3. Thus we choose $\epsilon_{\text{mer}} = 0.4 k_{\text{B}}T$ to describe the solvent quality for uncharged and charged polymers close to the critical conditions, with the exception of strongly charged ($\xi = 0.10$) anionic polymer where the value

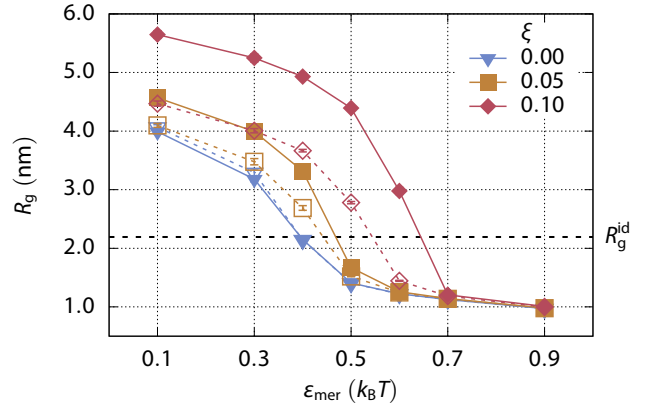


Figure 3: Mean radius of gyration R_{g} of a 200-mer as a function of the solvent quality, expressed by the monomer interaction strength ϵ_{mer} . Various charged fractions ξ are distinguished by the symbol shape and color. Values for the chains in a pure solvent are shown with filled symbols while empty symbols are used for chains in 0.1 M solution of a repulsive salt. Lines serve as a guide to the eye. The radius of gyration of the ideal chain R_{g}^{id} is shown for comparison.

$\epsilon_{\text{mer}} = 0.5 k_{\text{B}}T$ is used instead. Note that the critical value of ϵ_{mer} depends on the actual chain size and the charge fraction. The value approaches $0.3 k_{\text{B}}T$ for an infinitely long uncharged chain.

Salt interaction with an uncharged ELP

First, we investigate the uncharged ELP and relate qualitatively the simulation results to the known experimental data. Two different regimes, determined by the salt type, can be observed when the mean radius of gyration of the uncharged 200-mer is plotted as a function of the salt concentration, Figure 4(a). The repulsive salts ($\epsilon_{\text{anion}} = 0.1 k_{\text{B}}T$ and $0.3 k_{\text{B}}T$) induce a collapse through repulsion as the salt concentration increases. The salts with an attractive anion ($\epsilon_{\text{anion}} = 0.7 k_{\text{B}}T$ and $0.9 k_{\text{B}}T$) cause swelling of the polymer coil by attraction. Both regimes are described in detail for non-ionic cosolutes in our previous work,²⁶ with the typical conformations of the polymer chain illustrated in Figure 5(a, d), respectively.

The change in the radius of gyration can be also interpreted as a change of the standard free energy of the coil-to-globule transition

$$\Delta_{\text{coil-glob}} G^\circ = -k_{\text{B}}T \ln \frac{p_{\text{glob}}}{p_{\text{coil}}}, \quad (13)$$

where p is the probability of the respective state. The probabilities can be determined from the distribution of the radius of gyration. The value of the ideal radius of gyration can be used as a reasonable dividing boundary between the collapse and swollen states. As we see, the standard free energy of the coil-to-globule transition changes when the salt is added

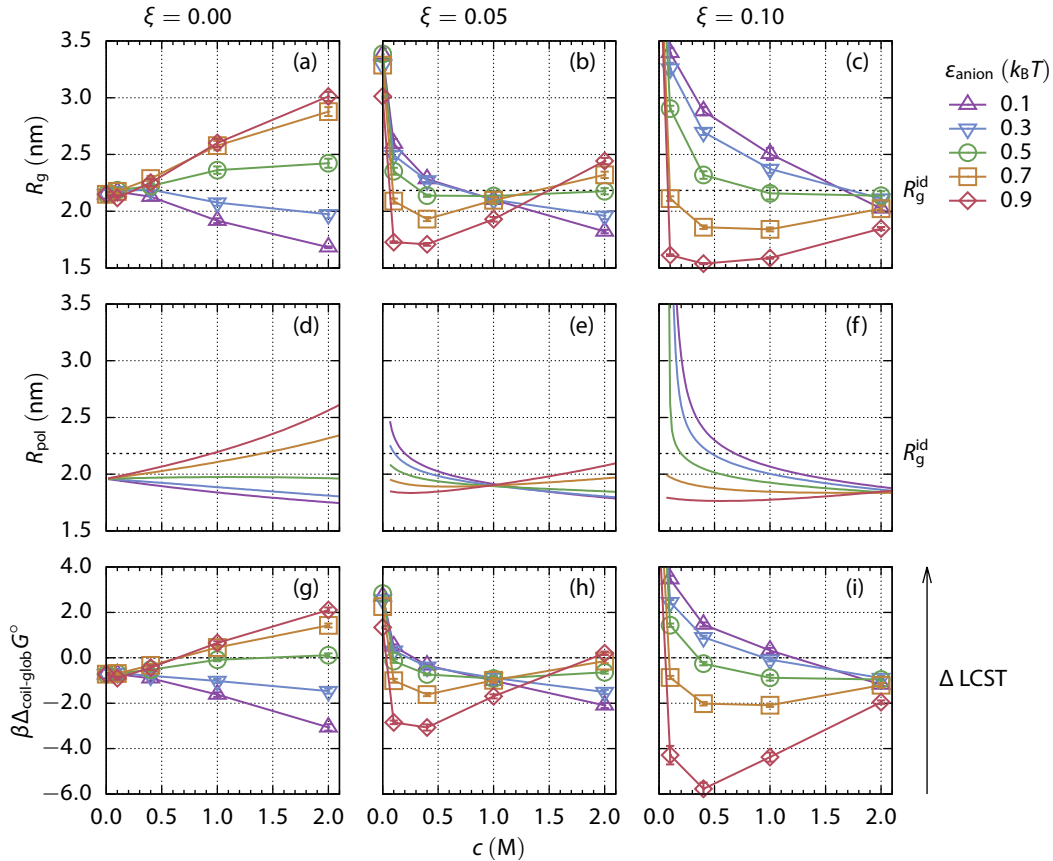


Figure 4: (a–c) Mean radius of gyration R_g obtained from simulations of 200-mer as a function of salt concentration. The polymer bears various charge fractions ξ of positively charged monomers: (a) 0.00, (b) 0.05, and (c) 0.10, respectively. Symbols and colors in the plots indicate the various strength of the interaction between the anions and the monomers, ϵ_{anion} . Lines serve as a guide for the eye. The mean radius of gyration of an ideal chain R_g^{id} is indicated. (d–f) An effective radius of the polymer R_{pol} computed using the mean-field theory for the very same systems (column-wise). The same color code is used for the strength of the anion-polymer interaction. (g–i) The standard free energy of the coil-to-globule transition, $\Delta_{coil-glob} G^\circ$, computed from the simulations. An increase in the energy of the transition corresponds to the elevation of LCST, proportional to ΔT_{LCST} in Figure 1.

to the polymer, Figure 4(g). The shift in the free energy has to be compensated by the change in the quality of the solvent to maintain the critical conditions. The quality of the solvent has to improve as the free energy decreases to reestablish the population of extended states, and vice versa. For polymers exhibiting a LCST, like ELPs, a decrease in the free energy of the coil-to-globule transition manifests as an LCST decrease. Polymers exhibiting an UCST, as our simple polymer model, show the opposite trend at the critical temperature.

The standard free energy of the coil-to-globule transition of the uncharged polymer obtained from simulation Figure 4(d) can be qualitatively compared with the experimental LCST data of uncharged ELP, as shown in Figure 1(a). The anion transients from a strongly hydrated (little polymer affinity) to a weakly hydrated (large polymer affinity) as the value of ϵ_{anion} increases. Comparing to the charged poly-

mer discussed later, only ion-specific effects can be observed both in the simulation and in the experiment.

Thiocyanate SCN^- is a weakly hydrated anion thus relatively high $\epsilon_{anion} \sim 0.9 k_B T$ is its appropriate parametrization in our simple model. The simulations predict a shift towards the swollen state of the uncharged polymer as the concentration of the salt increases, which agrees with the LCST elevation in the experimental results. Iodide I^- is another weakly hydrated anion (from the observed behavior $\epsilon_{anion} \sim 0.5 k_B T$ to $0.7 k_B T$) having the same but weaker effect on uncharged ELP both in simulations and experiments. Bromide has the slightest effect of the salts experimentally studied and the anion with $\epsilon_{anion} \sim 0.3 k_B T$ exhibits the similar effects in the simulation. Moving towards the strongly hydrated anions in the Hofmeister series, chloride Cl^- and fluoride F^- , the LCST drops significantly in the experiments. The same transition is observed in the simulations contain-

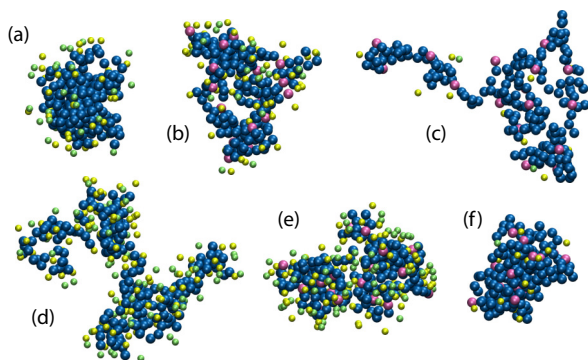


Figure 5: Simulation snapshots of typical polymer chain conformations under various conditions: uncharged 200-mer in 2 M salt solution (a, d), highly charged 200-mer in 2 M (b, e) and 0.1 M (c, f) salt solution. The salt consists of a very repulsive cation and a repulsive (a–c), or attractive (d–f) anion, respectively. Neutral and positively charged monomers are depicted in blue and purple, respectively. Green cations and yellow anions are shown within a distance of 0.7 nm from the polymer chain.

ing anions with $\epsilon_{\text{anion}} \sim 0.1 k_{\text{B}}T$ to $0.3 k_{\text{B}}T$. It can thus be concluded from the simulations and the experimental data that the salting-out (globule stabilization) power of anions follows the direct Hofmeister series for the uncharged ELP.

Salt interaction with a positively charged ELP

Now we turn to a cationic ELP. For this, a polymer chain containing 200 monomers of which 20 are positively charged (a charge fraction $\xi = 0.10$) is simulated. Its radius of gyration R_{g} and the standard free energy of the coil-to-globule transition as a function of salt concentration are shown in Figure 4 (c, i). Two distinct phenomena can be observed, depending on salt concentration. Screening of the electrostatic repulsion between the charged monomers by the ions onsets at low salt concentration ($\lesssim 0.1$ M). The polymer rapidly collapses from an extended coil ($R_{\text{g}} \simeq 4.7$ nm) to a more compact conformation as the salt is added and the Debye length, $\kappa^{-1} = (8\pi l_{\text{B}} N_{\text{A}} I)^{-1/2}$, decreases. Here, N_{A} is the Avogadro number and I is molar ionic strength. This screening strengthens with the increasing salt concentration in the polymer phase. Weakly hydrated ions with large polymer affinity, that is, having greater ϵ_{anion} , are more attracted to the polymer and cause stronger screening.

However, the collapse of the polymer chain beyond the size of the uncharged polymer in a salt-free solution, as in the case of $\epsilon_{\text{anion}} = 0.9 k_{\text{B}}T$, cannot be explained by the charge screening alone and another effect has to be taken into account. As the electroneutrality condition is fulfilled inside the polymer volume, the concentration of the strongly attractive anions is significantly higher than the concentration of the repulsive cations. The average B_2 of the ion-mer interactions is thus shifted towards more negative, i.e., attrac-

tive, values, entering the bridging adhesion regime.²⁶ The radial distribution functions of anions and cations in Figure 6 (c) prove the greater abundance of strongly attractive anions compared to cations at low salt concentrations. Typical conformations of the polymer chain are shown in Figure 5 (c, f) for the repulsive, and attractive salt, respectively. As salt concentration increases ($\gtrsim 1$ M), the salt specific effects begin to contribute to the interactions, resembling the case of the uncharged polymer, however with a notably different polymer size, cf. Figure 5 (a–b, d–e).

When the standard free energy of the coil-to-globule transition is treated as a function of salt concentration, it monotonically decreases for more repulsive ions with little affinity to the polymer. A different behavior is observed for the attractive ions: After an initial depression caused by the screening and bridging effects at low salt concentrations, the function rises because the swelling by attraction mechanism is introduced at high salt concentration. However, in the case of highly charged polymer chain ($\xi = 0.10$), the screening-bridging mechanism dominates in the whole investigated concentration range (up to 2 M). Thus the salting-out power of ions is reversed when compared to the uncharged polymer.

The same simulation set is performed for a 200-mer bearing a lower charge fraction, $\xi = 0.05$. Two salt concentration ranges can be distinguished based on the radius of gyration and the free energy of the coil-to-globule transition, Figure 4 (b, h). When the salt concentration is less than 1 M, the screening and bridging mechanism dominates and the anions follow the reverse series regarding the salting-out power. At concentrations higher than 1 M, the specific ion effects are the driving force and the direct Hofmeister series of anions is obeyed.

The dividing point which separates the concentration ranges can be called the isospheric point as the radius of gyration of the polymer chain is the same regardless of the anion type. The isospheric point moves to the higher salt concentrations as the charge fraction of the polymer chain increases. For the uncharged polymer ($\xi = 0.00$) it is trivially located at zero salt concentration, while for the highly charged polymer ($\xi = 0.10$) at 2 M salt concentration. The R_{g} at the isospheric point corresponds approximately to the R_{g} of the uncharged polymer in a salt free solvent in our setup, i.e., close to its radius of gyration under the critical conditions.

Though the size of the polymer at the isospheric point is the same, the concentration of the salt inside the polymer volume varies greatly depending on the salt type. Radial distribution functions of cations and anions around the polymer's center of mass at the isospheric point of the weakly charged polymer are shown in Figure 6 (a). The concentration of the anions—and synergetically also of the cations—increases inside the effective polymer volume as the affinity of the anions to the polymer increases. The attractive anions even make the concentration of the highly repulsive cation higher around the polymer compared to the bulk solution.

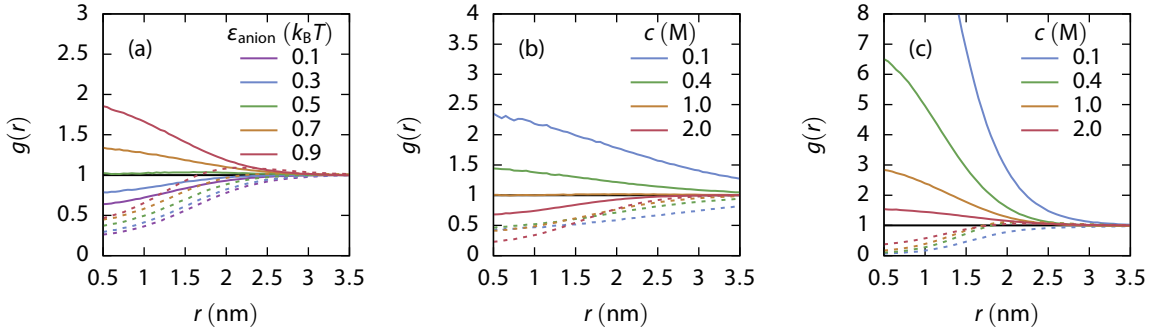


Figure 6: Radial distribution functions of ions around a center of mass of a cationic polymer. Distributions of anions are shown in solid lines while the distribution of cations in dashed lines. (a) Various salt types at the isosperic point (a positively charged 200-mer bearing a charge fraction $\xi = 0.05$ in 1.0M salt solution). The cation is always strongly repulsive while the quality of the anion changes from repulsive ($\epsilon_{\text{ion}} = 0.1 k_B T$) to attractive ($\epsilon_{\text{ion}} = 0.9 k_B T$). (b) and (c) Effect of the salt concentration on the radial distribution function in a solution with positively charged polymer bearing a charge fraction $\xi = 0.10$. Salt with a repulsive ($\epsilon_{\text{anion}} = 0.1 k_B T$) and attractive ($\epsilon_{\text{anion}} = 0.9 k_B T$) anion is depicted in panel (b) and (c), respectively.

Note, the salts with a highly attractive anion, however, do not intersect the isosperic point and the corresponding radius of gyration is achieved at a higher salt concentration, see Figure S1. Very weakly hydrated ions, such as perchlorate ClO_4^- , are experimentally known to deviate in a similar manner.²⁴

When we compare the data from simulation, Figure 4 (e), to the experiments, Figure 1 (b), a very good qualitative agreement can be found. When a small amount of salt is added, the LCST decreases rapidly in experiments and the order of anions follows the reverse series at low salt concentration, in accordance with the simulation predictions. Crossing the isosperic point at ~ 0.45 M, the anion order inverts and the direct Hofmeister series is recovered.

Theoretical predictions

For a better interpretation and categorization of the simulation results, we apply the mean-field theory (Section 3) for the very same systems. Minimization of the Gibbs free energy of the system provides the effective volume of the polymer in the thermodynamic equilibrium with the salt reservoir, or equivalently the effective radius R_{pol} if a spherical geometry is assumed. The polymers' effective radii in the thermodynamic equilibrium are depicted in Figure 4 (d-f) for an uncharged, weakly charged, and highly charged polymer chain, respectively. The results will not change significantly if a mean volume is used instead of the equilibrium volume.

The theory matches the simulation results almost quantitatively when the effective radius (Figure 4 (d-f)) and the radius of gyration, (Figure 4 (a-c)) are compared. The theory correctly predicts salting-out power of anions and its concentration dependence for the uncharged polymer. In the cases of weakly and highly charged polymer chains, the location of the isosperic points matches the simulation data very

well. Below the isosperic point, the salting-out power of anions forms the reverse series, while above the direct series is obeyed, which is in agreement with both the simulations and the experimental data.

The osmotic pressure of the salt inside the effective volume of the polymer at the isosperic point is the same, regardless of the salt type, as can be deduced from the mechanical (pressure) equilibrium. The osmotic pressure of the reservoir depends only on the salt concentration in our model. The counter pressure originates from the polymer chain and the osmotic pressure of ions. The pressure of the polymer chain is determined by its spatial extension, thus it does not differ at the isosperic point. Hence the osmotic pressure of the ions inside the effective polymer volume has to be the same, independent of the salt type. Note, however, the net salt-effect is a sum of two large contributions (see eq 7), namely of an ideal gas and of an excess interaction, which significantly vary with the salt type (i.e., with ϵ_{anion}).

The salt concentration at the isosperic point c_{iso} scales linearly with the polymer's charge fraction ξ , provided the charge fraction is low ($\xi \lesssim 0.05$), see Figure 7. As the polymer's charge fraction increases, the isosperic point weakly deviates from the original linear trend and it is also gradually smeared out to a concentration range, as discussed in detail in the SI. Very weakly hydrated ions, e.g., perchlorate ClO_4^- , do not exhibit the isosperic point in experiments.²⁴ Our theoretical model predicts such behavior for salts having $\epsilon_{\text{anion}} \gtrsim 1.1 k_B T$.

The fluctuation of the radius of gyration of a polymer chain is maximized under the critical conditions.⁶⁷ The amount of fluctuations can be accessed from the theory using the Boltzmann distribution of the chain's states, eq 12. The dependence of the fluctuations on the solvent quality is depicted in Figure 8 for the uncharged and weakly charged polymer chains. With increasing concentration of repulsive salt (panels a, d), the maximum in fluctuations (i.e., the crit-

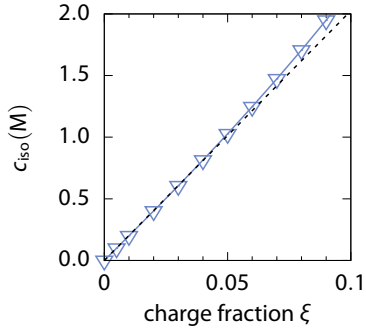


Figure 7: The isospheric point as a function of the polymer charge fraction ξ predicted by the mean-field theory. The isospheric point is computed as an intersection of $R_g(\xi, c)$ curves of salts with $\epsilon_{\text{anion}} = 0.1 k_B T$ and $0.9 k_B T$, respectively (blue line with symbols). The dashed line shows linear asymptotic scaling at low charged fractions ($\xi \leq 0.05$).

ical conditions) is shifted to a better solvent quality (lower ϵ_{mer}). This corresponds to a lower LCST for ELPs. The opposite trend is observed for the attractive salt (panels c, f) where the solvent quality has to worsen to keep the critical conditions as the salt concentration increases. The relative shift of the critical solvent quality for the uncharged (c) and weakly charged (f) polymer is consistent with the difference in the standard free energy of the coil-to-globule transition obtained by simulations, Figure 4 (g, h).

Let us stress again that the theory assumes a spherical geometry of the polymer and electroneutrality within this effective polymer volume. These assumptions are well fulfilled close to the critical conditions at $\gtrsim 0.1$ M salt concentration. For example, our mean-field theory cannot predict the radius of gyration of a charged polymer without salt as no explicit electrostatic interaction between charged monomers is included. Also at low salt concentrations, the effective radius predicted by the theory deviates significantly from the radius of gyration. In such cases, different approaches have to be used.^{43,56,69}

Mean-field theory predictions for a negatively charged ELP

Having verified the descriptive power of the mean-field theory, we use it now to predict the effects of salts to a negatively charged polymer. The set of salts remains the same, i.e., the cation is highly repulsive while the type of the anion varies. The solvent quality has to worsen to $\epsilon_{\text{mer}} = 0.5 k_B T$ to retain the critical conditions. The theory prediction is depicted in Figure 9 (b), while the simulation results which we use for verification are shown in panel (a) of the same figure. To the best of our knowledge, no systematic experimental data are yet available for such setup.

The simulation and theory results are in a very good mutual agreement. When the salt is added the collapse of the

polymer chain is observed at first. The extend of the collapse is determined mainly by the (same) strongly hydrated cation and only mildly modulated by the anion type. Both electrostatic screening in the polymer and build-up of the osmotic pressure in the bulk solution contribute to the collapse. As the concentration of the salt increases, the anion-specific effects further drive the collapse or swelling, similarly to the case of an uncharged polymer. Contrary to the cationic polymer, neither the extent of the initial collapse depends on the salt (anion) type, nor the isospheric point occurs. Consequently, the salting-out power of anions follows the direct Hofmeister series in the whole concentration range.

CONCLUSIONS

The experimentally observed LCST response (and corresponding swelling and collapse) of elastin-like polypeptides (ELPs) to the addition of salts displays a rich behavior resulting from a combination of ion-specific screening of these weakly charged polyelectrolytes and direct ion-polymer interaction effects. We developed a minimalistic implicit-solvent CG model that can reproduce and qualitatively explain all the experimentally observed effects.^{17,24} Employing further simplifying assumption, we have developed a mean-field model which provides quantitative agreement with the CG computer simulations. Here, an effective second virial coefficient B_2 represents the quality of ions (strongly vs. weakly hydrated, or ‘kosmotropic’ vs. ‘chaotropic’ in classical terms) with respect to their affinity and preferential interaction with the polymer.

In particular, we demonstrated that for the uncharged chain ion-specific effects only are at work and the collapse is mediated through repulsion and swelling by attraction regimes; the salting-out power of ions follows a direct Hofmeister series characterized by a linear regime up to intermediate salt concentrations. For the charged, cationic polymers we demonstrated ion-specific screening and bridging at low salt concentration and strong ion-specific direct interaction effects at high salt concentration. We made an important theory-grounded observation of an isospheric point, i.e., salt concentration at which ion-specific effects vanish and the Hofmeister series inverts. That is, the salting-out power of ions follows a reverse series below the isospheric point and a direct one above. The isospheric salt concentration depends on the polymer charge fraction. Our observation is supported by experimental data for ELPs^{17,24}, as well as for other positively charged proteins.⁴

For the anionic polymers our mean-field theory predicts a non-linear and for weakly hydrated (very attractive) anions also non-monotonic change of the LCST with salt concentration. At low salt concentrations, the strongly hydrated cation determines the screening and osmotic pressure in the polymer phase, only mildly modulated by the anion type. In the limit of high salt concentration, the ion-specific direct interactions drive the polymer collapse, or swelling, respectively,

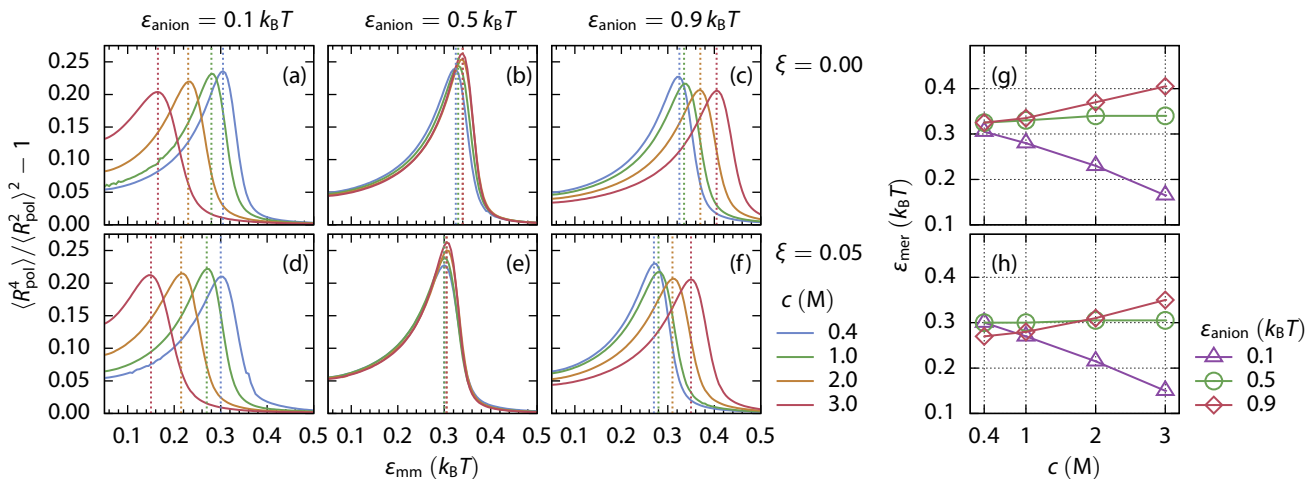


Figure 8: Fluctuations in the effective radius of the polymer chain R_{pol} as a function of the solvent quality at various salt concentrations (from 0.4 M to 3.0 M), as derived from the mean-field theory. The solvent quality is expressed as a strength of LJ interactions between mers, ϵ_{mer} . The top row (a–c) depicts the uncharged 200-mer ($\xi = 0.00$), while the bottom row (d–f) shows fluctuations of the positively charged 200-mer with a charge fraction $\xi = 0.05$. The left column (a, d) corresponds to a strongly hydrated (repulsive) salt ($\epsilon_{\text{ion}} = 0.1 k_B T$), the middle column (b, e) to a rather indifferent salt ($\epsilon_{\text{ion}} = 0.5 k_B T$), and the right column (c, f) to a weakly hydrated (attractive) salt ($\epsilon_{\text{ion}} = 0.9 k_B T$). The dashed lines indicate the maxima.

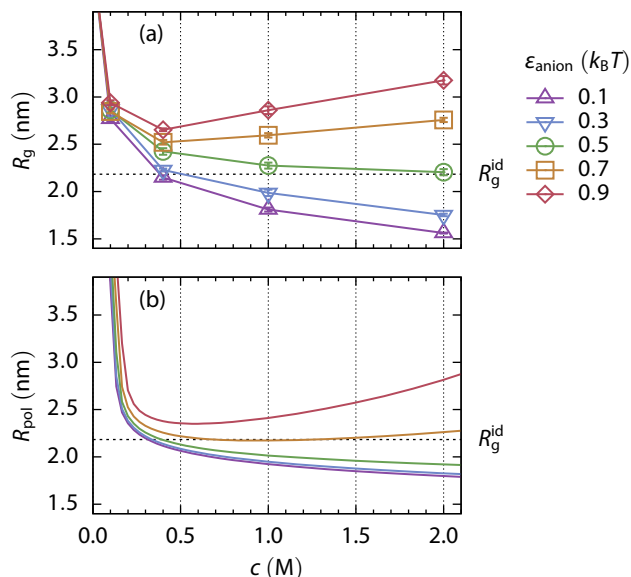


Figure 9: (a) Mean radius of gyration R_g of the negatively charged ELP (charge fraction $\xi = 0.10$) as a function of salt concentration c from the simulations. Salts with various anions and the same highly repulsive cation are used. Lines serve as guides to the eye. (b) A prediction of the effective radius of the polymer R_{pol} computed from the mean-field theory applied to the same systems.

which results in two regimes of salt action. Consequently the direct Hofmeister series is followed in the whole concentration range, unlike for the cationic polymer.

Our work demonstrates the sensitivity of the structural and phase behavior of charged polymers to the addition of specific salts. Our mean-field model shall be useful for further extrapolation and guidance of related experiments.

ACKNOWLEDGEMENT

The authors would like to thank Won Kyu Kim for a valuable discussion about the mean-field theory. R. C. and J. D. acknowledge funding from the Deutsche Forschungsgemeinschaft (DFG grant DZ-74/6), Germany, for this project. J. H. thanks the Czech Science Foundation (grant 16-24321Y) for support.

SUPPORTING INFORMATION AVAILABLE

The following files are available free of charge. Mathematica notebook implementing the mean-field theory; simulation setup details; trajectories and distributions of the radius of gyration; the isospheric point / highly attractive anions; evaluation of the Donnan potential.

REFERENCES

- (1) Ken A. Dill, D. S.; Bromberg, S. *Molecular Driving Forces: Statistical Thermodynamics in Chemistry and Biology*; Garland Science. Taylor & Francis Group, 2003.

- (2) Hofmeister, F. Zur Lehre von der Wirkung der Salze. *Arch. für Exp. Pathol. und Pharmakologie* **1888**, *25*, 1–30, DOI: 10.1007/BF01838161.
- (3) Kunz, W.; Henle, J.; Ninham, B. ‘Zur Lehre von der Wirkung der Salze’ (about the science of the effect of salts): Franz Hofmeister’s historical papers. *Curr. Opin. Colloid Interface Sci.* **2004**, *9*, 19–37, DOI: 10.1016/j.cocis.2004.05.005.
- (4) Zhang, Y.; Cremer, P. S. The inverse and direct Hofmeister series for lysozyme. *Proc. Natl. Acad. Sci.* **2009**, *106*, 15249–15253, DOI: 10.1073/pnas.0907616106.
- (5) Schwierz, N.; Horinek, D.; Netz, R. R. Anionic and Cationic Hofmeister Effects on Hydrophobic and Hydrophilic Surfaces. *Langmuir* **2013**, *29*, 2602–2614, DOI: 10.1021/la303924e.
- (6) Jungwirth, P.; Cremer, P. S. Beyond Hofmeister. *Nat. Chem.* **2014**, *6*, 261–263, DOI: 10.1038/nchem.1899.
- (7) Kou, R.; Zhang, J.; Wang, T.; Liu, G. Interactions between Polyelectrolyte Brushes and Hofmeister Ions: Chaotropes versus Kosmotropes. *Langmuir* **2015**, *31*, 10461–10468, DOI: 10.1021/acs.langmuir.5b02698.
- (8) Okur, H. I.; Hladtkov, J.; Rembert, K. B.; Cho, Y.; Heyda, J.; Dzubiella, J.; Cremer, P. S.; Jungwirth, P. Beyond the Hofmeister Series: Ion-Specific Effects on Proteins and Their Biological Functions. *J. Phys. Chem. B* **2017**, *121*, 1997–2014, DOI: 10.1021/acs.jpcc.6b10797.
- (9) Kherb, J.; Flores, S. C.; Cremer, P. S. Role of Carboxylate Side Chains in the Cation Hofmeister Series. *J. Phys. Chem. B* **2012**, *116*, 7389–7397, DOI: 10.1021/jp212243c.
- (10) Suwa, K.; Yamamoto, K.; Akashi, M.; Takano, K.; Tanaka, N.; Kunugi, S. Effects of salt on the temperature and pressure responsive properties of poly(*N*-vinylisobutyramide) aqueous solutions. *Colloid Polym. Sci.* **1998**, *276*, 529–533, DOI: 10.1007/s003960050276.
- (11) Kujawa, P.; Winnik, F. M. Volumetric Studies of Aqueous Polymer Solutions Using Pressure Perturbation Calorimetry: A New Look at the Temperature-Induced Phase Transition of Poly(*N*-isopropylacrylamide) in Water and D₂O. *Macromolecules* **2001**, *34*, 4130–4135, DOI: 10.1021/ma002082h.
- (12) Kawasaki, H.; Sasaki, S.; Maeda, H. Effect of pH on the volume phase transition of copolymer gels of *N*-isopropylacrylamide and sodium acrylate. *J. Phys. Chem. B* **1997**, *101*, 5089–5093, DOI: 10.1021/jp962809x.
- (13) Sasaki, S.; Kawasaki, H.; Maeda, H. Effect of Donnan Osmotic Pressure on the Volume Phase Transition of *N*-Isopropylacrylamide Gels. *Langmuir* **1999**, *15*, 4266–4269, DOI: 10.1021/la981100+.
- (14) Kawasaki, H.; Sasaki, S.; Maeda, H.; Nishinari, K. Effect of the Introduced Charge on the Thermal Behavior of *N*-Isopropylacrylamide Gels in Water and NaCl Solutions. *Langmuir* **2000**, *16*, 3195–3199, DOI: 10.1021/la991272m.
- (15) Meyer, D. E.; Chilkoti, A. Genetically Encoded Synthesis of Protein-Based Polymers with Precisely Specified Molecular Weight and Sequence by Recursive Directional Ligation: Examples from the Elastin-like Polypeptide System. *Biomacromolecules* **2002**, *3*, 357–367, DOI: 10.1021/bm015630n.
- (16) Meyer, D. E.; Chilkoti, A. Quantification of the Effects of Chain Length and Concentration on the Thermal Behavior of Elastin-like Polypeptides. *Biomacromolecules* **2004**, *5*, 846–851, DOI: 10.1021/bm034215n.
- (17) Cho, Y.; Zhang, Y.; Christensen, T.; Sagle, L. B.; Chilkoti, A.; Cremer, P. S. Effects of Hofmeister Anions on the Phase Transition Temperature of Elastin-like Polypeptides. *J. Phys. Chem. B* **2008**, *112*, 13765–13771, DOI: 10.1021/jp8062977.
- (18) McDaniel, J. R.; Radford, D. C.; Chilkoti, A. A Unified Model for De Novo Design of Elastin-like Polypeptides with Tunable Inverse Transition Temperatures. *Biomacromolecules* **2013**, *14*, 2866–2872, DOI: 10.1021/bm4007166.
- (19) Urry, D. W.; Luan, C. H.; Parker, T. M.; Gowda, D. C.; Prasad, K. U.; Reid, M. C.; Safavy, A. Temperature of polypeptide inverse temperature transition depends on mean residue hydrophobicity. *J. Am. Chem. Soc.* **1991**, *113*, 4346–4348, DOI: 10.1021/ja00011a057.
- (20) Urry, D. W. Physical Chemistry of Biological Free Energy Transduction As Demonstrated by Elastic Protein-Based Polymers. *J. Phys. Chem. B* **1997**, *101*, 11007–11028, DOI: 10.1021/jp972167t.
- (21) Zhao, B.; Li, N. K.; Yingling, Y. G.; Hall, C. K. LCST Behavior is Manifested in a Single Molecule: Elastin-Like polypeptide (VPGVG)_{*n*}. *Biomacromolecules* **2016**, *17*, 111–118, DOI: 10.1021/acs.biomac.5b01235.
- (22) Rembert, K. B.; Paterov, J.; Heyda, J.; Hilty, C.; Jungwirth, P.; Cremer, P. S. Molecular Mechanisms of Ion-Specific Effects on Proteins. *J. Am. Chem. Soc.* **2012**, *134*, 10039–10046, DOI: 10.1021/ja301297g.

- (23) Heyda, J.; Okur, H. I.; Hladkovic, J.; Rembert, K. B.; Hunn, W.; Yang, T.; Dzubiella, J.; Jungwirth, P.; Cremer, P. S. Guanidinium can both Cause and Prevent the Hydrophobic Collapse of Biomacromolecules. *J. Am. Chem. Soc.* **2017**, *139*, 863–870, DOI: 10.1021/jacs.6b11082.
- (24) Cho, Y. Thermodynamics and Applications of Elastin-like Polypeptides. Dissertation, Texas A&M University, USA, 2009.
- (25) Zhang, Y.; Furyk, S.; Bergbreiter, D. E.; Cremer, P. S. Specific ion effects on the water solubility of macromolecules: PNIPAM and the Hofmeister series. *J. Am. Chem. Soc.* **2005**, *127*, 14505–10, DOI: 10.1021/ja0546424.
- (26) Heyda, J.; Muzdalo, A.; Dzubiella, J. Rationalizing Polymer Swelling and Collapse under Attractive Co-solvent Conditions. *Macromolecules* **2013**, *46*, 1231–1238, DOI: 10.1021/ma302320y.
- (27) Budkov, Y. A.; Kiselev, M. G. Flory-type theories of polymer chains under different external stimuli. *J. Phys. Condens. Matter* **2018**, *30*, 043001, DOI: 10.1088/1361-648X/aa9f56.
- (28) Winkler, R.; Gold, M.; Reineker, P. Collapse of Polyelectrolyte Macromolecules by Counterion Condensation and Ion Pair Formation: A Molecular Dynamics Simulation Study. *Phys. Rev. Lett.* **1998**, *80*, 3731–3734, DOI: 10.1103/PhysRevLett.80.3731.
- (29) Micka, U.; Holm, C.; Kremer, K. Strongly Charged, Flexible Polyelectrolytes in Poor Solvents: Molecular Dynamics Simulations. *Langmuir* **1999**, *15*, 4033–4044, DOI: 10.1021/la981191a.
- (30) Liu, S.; Muthukumar, M. Langevin dynamics simulation of counterion distribution around isolated flexible polyelectrolyte chains. *J. Chem. Phys.* **2002**, *116*, 9975–9982, DOI: 10.1063/1.1476930.
- (31) Liu, S.; Ghosh, K.; Muthukumar, M. Polyelectrolyte solutions with added salt: A simulation study. *J. Chem. Phys.* **2003**, *119*, 1813–1823, DOI: 10.1063/1.1580109.
- (32) Limbach, H. J.; Holm, C. Single chain properties of polyelectrolytes in poor solvent. *J. Phys. Chem. B* **2003**, *107*, 8041–8055, DOI: 10.1021/jp027606p.
- (33) Jeon, J.; Dobrynin, A. V. Necklace Globule and Counterion Condensation. *Macromolecules* **2007**, *40*, 7695–7706, DOI: 10.1021/ma071005k.
- (34) Lei, Q.-I.; Hadinoto, K.; Ni, R. Complexation of Polyelectrolytes with Hydrophobic Drug Molecules in Salt-Free Solution: Theory and Simulations. *Langmuir* **2017**, *33*, 3900–3909, DOI: 10.1021/acs.langmuir.7b00526.
- (35) Algaer, E. A.; van der Vegt, N. F. A. Hofmeister Ion Interactions with Model Amide Compounds. *J. Phys. Chem. B* **2011**, *115*, 13781–13787, DOI: 10.1021/jp208583w.
- (36) Backes, S.; Krause, P.; Tabaka, W.; Witt, M. U.; Mukherji, D.; Kremer, K.; von Klitzing, R. Poly(*N*-isopropylacrylamide) Microgels under Alcoholic Intoxication: When a LCST Polymer Shows Swelling with Increasing Temperature. *ACS Macro Lett.* **2017**, *6*, 1042–1046, DOI: 10.1021/acsmacrolett.7b00557.
- (37) Mukherji, D.; Marques, C. M.; Kremer, K. Collapse in two good solvents, swelling in two poor solvents: defying the laws of polymer solubility? *J. Phys. Condens. Matter* **2018**, *30*, 024002, DOI: 10.1088/1361-648X/aa9c77.
- (38) Dobrynin, A. V.; Rubinstein, M. Theory of polyelectrolytes in solutions and at surfaces. *Prog. Polym. Sci.* **2005**, *30*, 1049–1118, DOI: 10.1016/j.progpolymsci.2005.07.006.
- (39) Schiessel, H.; Pincus, P. Counterion-Condensation-Induced Collapse of Highly Charged Polyelectrolytes. *Macromolecules* **1998**, *31*, 7953–7959, DOI: 10.1021/ma980823x.
- (40) Schiessel, H. Counterion condensation on flexible polyelectrolytes: dependence on ionic strength and chain concentration. *Macromolecules* **1999**, *32*, 5673–5680, DOI: 10.1021/ma990051k.
- (41) Solis, F. J.; de la Cruz, M. O. Collapse of flexible polyelectrolytes in multivalent salt solutions. *J. Chem. Phys.* **2000**, *112*, 2030–2035, DOI: 10.1063/1.480763.
- (42) Loh, P.; Deen, G. R.; Vollmer, D.; Fischer, K.; Schmidt, M.; Kundagrami, A.; Muthukumar, M. Collapse of Linear Polyelectrolyte Chains in a Poor Solvent: When Does a Collapsing Polyelectrolyte Collect its Counterions? *Macromolecules* **2008**, *41*, 9352–9358, DOI: 10.1021/ma8014239.
- (43) Kundagrami, A.; Muthukumar, M. Effective charge and coil-globule transition of a polyelectrolyte chain. *Macromolecules* **2010**, *43*, 2574–2581, DOI: 10.1021/ma9020888.
- (44) Moncho-Jord, A.; Anta, J. A.; Callejas-Fernandez, J. Effective electrostatic interactions arising in core-shell charged microgel suspensions with added salt. *J. Chem. Phys.* **2013**, *138*, 134902, DOI: 10.1063/1.4798708.
- (45) Moncho-Jord, A. Effective charge of ionic microgel particles in the swollen and collapsed states: The role of the steric microgel-ion repulsion. *J. Chem. Phys.* **2013**, *139*, 064906, DOI: 10.1063/1.4817852.

- (46) Moncho-Jord, A.; Adroher-Bentez, I. Ion permeation inside microgel particles induced by specific interactions: from charge inversion to overcharging. *Soft Matter* **2014**, *10*, 5810, DOI: 10.1039/C4SM00243A.
- (47) Colla, T.; Likos, C. N.; Levin, Y. Equilibrium properties of charged microgels: A Poisson-Boltzmann-Flory approach. *J. Chem. Phys.* **2014**, *141*, 234902, DOI: 10.1063/1.4903746.
- (48) Adroher-Bentez, I.; Ahualli, S.; Martn-Molina, A.; Quesada-Prez, M.; Moncho-Jord, A. Role of Steric Interactions on the Ionic Permeation Inside Charged Microgels: Theory and Simulations. *Macromolecules* **2015**, *48*, 4645–4656, DOI: 10.1021/acs.macromol.5b00356.
- (49) Koovan, P.; Richter, T.; Holm, C. Modeling of Polyelectrolyte Gels in Equilibrium with Salt Solutions. *Macromolecules* **2015**, *48*, 7698–7708, DOI: 10.1021/acs.macromol.5b01428.
- (50) Heyda, J.; Dzubiella, J. Ion-specific counterion condensation on charged peptides: PoissonBoltzmann vs. atomistic simulations. *Soft Matter* **2012**, *8*, 9338, DOI: 10.1039/c2sm25599e.
- (51) Krishnamoorthy, A. N.; Holm, C.; Smiatek, J. Specific ion effects for polyelectrolytes in aqueous and non-aqueous media: the importance of the ion solvation behavior. *Soft Matter* **2018**, DOI: 10.1039/C8SM00600H.
- (52) Budkov, Y. a.; Kolesnikov, a. L.; Georgi, N.; Kiselev, M. G. A statistical theory of cosolvent-induced coil-globule transitions in dilute polymer solution. *J. Chem. Phys.* **2014**, *141*, 014902, DOI: 10.1063/1.4884958.
- (53) Budkov, Y. A.; Vyalov, I. I.; Kolesnikov, A. L.; Georgi, N.; Chuev, G. N.; Kiselev, M. G. The local phase transitions of the solvent in the neighborhood of a solvophobic polymer at high pressures. *J. Chem. Phys.* **2014**, *141*, 204904, DOI: 10.1063/1.4902092.
- (54) Budkov, Y. A.; Kolesnikov, A. L.; Georgi, N.; Kiselev, M. G. A statistical theory of cosolvent-induced coil-globule transitions in dilute polymer solution. *J. Chem. Phys.* **2014**, *141*, 014902, DOI: 10.1063/1.4884958.
- (55) Schulz, B.; Chudoba, R.; Heyda, J.; Dzubiella, J. Tuning the critical solution temperature of polymers by copolymerization. *J. Chem. Phys.* **2015**, *143*, 243119, DOI: 10.1063/1.4934017.
- (56) Budkov, Y. A.; Kolesnikov, A. L.; Georgi, N.; Nogovitsyn, E. A.; Kiselev, M. G. A new equation of state of a flexible-chain polyelectrolyte solution: Phase equilibria and osmotic pressure in the salt-free case. *J. Chem. Phys.* **2015**, *142*, 174901, DOI: 10.1063/1.4919251.
- (57) Budkov, Y. A.; Kolesnikov, A. L. On a new application of the path integrals in polymer statistical physics. *J. Stat. Mech. Theory Exp.* **2016**, *2016*, 103211, DOI: 10.1088/1742-5468/2016/10/103211.
- (58) Budkov, Y. A.; Kolesnikov, A. L. Statistical description of co-nonsolvency suppression at high pressures. *Soft Matter* **2017**, *13*, 8362–8367, DOI: 10.1039/C7SM01637A.
- (59) Heyda, J.; Dzubiella, J. Thermodynamic Description of Hofmeister Effects on the LCST of Thermosensitive Polymers. *J. Phys. Chem. B* **2014**, *118*, 10979–10988, DOI: 10.1021/jp5041635.
- (60) Senske, M.; Constantinescu-Aruxandei, D.; Havenith, M.; Herrmann, C.; Weingrtner, H.; Ebbinghaus, S. The temperature dependence of the Hofmeister series: thermodynamic fingerprints of cosolute-protein interactions. *Phys. Chem. Chem. Phys.* **2016**, *18*, 29698–29708, DOI: 10.1039/C6CP05080H.
- (61) Heyda, J.; Soll, S.; Yuan, J.; Dzubiella, J. Thermodynamic Description of the LCST of Charged Thermoresponsive Copolymers. *Macromolecules* **2014**, *47*, 2096–2102, DOI: 10.1021/ma402577h.
- (62) Moncho-Jord, A.; Dzubiella, J. Swelling of ionic microgel particles in the presence of excluded-volume interactions: a density functional approach. *Phys. Chem. Chem. Phys.* **2016**, *18*, 5372–5385, DOI: 10.1039/C5CP07794J.
- (63) Abraham, M. J.; Murtola, T.; Schulz, R.; Pll, S.; Smith, J. C.; Hess, B.; Lindahl, E. GROMACS: High performance molecular simulations through multi-level parallelism from laptops to supercomputers. *SoftwareX* **2015**, *1-2*, 19–25, DOI: 10.1016/j.softx.2015.06.001.
- (64) Darden, T.; York, D.; Pedersen, L. Particle mesh Ewald: An $N \log(N)$ method for Ewald sums in large systems. *J. Chem. Phys.* **1993**, *98*, 10089, DOI: 10.1063/1.464397.
- (65) R Core Team, R: A Language and Environment for Statistical Computing. 2015; <https://www.r-project.org/>.
- (66) Fixman, M. Radius of Gyration of Polymer Chains. *J. Chem. Phys.* **1962**, *36*, 306–310, DOI: 10.1063/1.1732501.
- (67) Ivanov, V. A.; Paul, W.; Binder, K. Finite chain length effects on the coil-globule transition of stiff-chain macromolecules: A Monte Carlo simulation. *J. Chem. Phys.* **1998**, *109*, 5659–5669, DOI: 10.1063/1.477184.

- (68) Wolfram Research Inc., Mathematica. 2017.
- (69) Khokhlov, A. R. On the collapse of weakly charged polyelectrolytes. *J. Phys. A. Math. Gen.* **1980**, *13*, 979–987, DOI: 10.1088/0305-4470/13/3/030.

Graphical TOC Entry

