

SHAH: Hash Function based on Irregularly Decimated Chaotic Map

Mihaela Todorova, Borislav Stoyanov, Krzysztof Szczypiorski, and Krasimir Kordov

Abstract—In this paper, we propose a novel hash function based on irregularly decimated chaotic map. The hash function called SHAH is based on two Tinkerbell maps filtered with irregular decimation rule. Exact study has been provided on the novel scheme using distribution analysis, sensitivity analysis, static analysis of diffusion and confusion, and collision analysis. The experimental data show that SHAH satisfied admirable level of security.

Keywords—Hash function, Chaotic functions, Shrinking decimation rule, Pseudo-random number generator.

I. INTRODUCTION

DURING recent decades, with the dynamic development of computer science and information technologies, network security tools are becoming increasingly important.

Decimation sequences play a big part in the area of basic cryptographic primitives. The output bits are produced by applying a threshold function into a sequence of numbers. The resulting decimation sequence has good randomness properties. In [5], two linear feedback shift registers (LFSRs) and threshold function, named shrinking generator, are used to create a third source of pseudo-random bits. A design of a pseudo-random generator based on a single LFSR is proposed in [20]. In [11], a class of irregularly decimated keystream generators, based on 1-D piecewise chaotic map is presented. Pseudo-random sequences constructed from the solutions of two Chebyshev maps, filtered by threshold function are presented in [24]. In [8], [13], [14], [16], [23], [25], [26], and [27] new pseudo-random bit generators and software applications based on discrete chaotic maps, are designed.

A cryptography hash function is a one-way function used for the compression of a plain text of arbitrary length into a secret binary string of fixed-size. The hash function provides the necessary security in authentication and digital signature.

Novel chaos-based hash algorithm, which uses m -dimensional Cat map, is proposed in [15]. It is improved in [6], to enhance the influence between the final hash value and the message or key.

Based on a spatiotemporal chaotic system, a hash construction which has high performance is designed [21]. A chaotic look-up table based on a Tent map is used to design a novel 128-bit hash function in [17].

Mihaela Todorova, Borislav Stoyanov, and Krasimir Kordov are with the Department of Computer Informatics, Konstantin Preslavsky University of Shumen, 9712 Shumen, Bulgaria (e-mails: mihaela.todorova@shu.bg, borislav.stoyanov@shu.bg, krasimir.kordov@shu.bg)

Krzysztof Szczypiorski is with Warsaw University of Technology, Warsaw, Poland; Cryptomage SA, Wrocław, Poland (e-mail: ksz@tele.pw.edu.pl)

A keyed hash algorithm based on a single chaotic skew tent map is constructed in [12]. In [9] a new chaotic keyed hash function based on a single 4-dimensional chaotic cat map whose irregular outputs are used to compute a hash value, is designed.

The novel scheme returns a hash value of a fixed length of one of the numbers 128, 160, 256, 512, and 1024. In [10], a 2D generalized Cat map is used to introduce randomness to the computation of the hash value of the input message.

In [30], a circular-shift-based chaotic hash function with variable parameters, is designed.

A hash function by low 8-bit of 8D hyperchaotic system iterative outputs is proposed in [18]. In [1], an algorithm for generating secure hash values using a number of chaotic maps is designed .

The aim of the paper is to construct a new hash function based on irregularly decimated chaotic map.

In Section II we propose a novel pseudo-random bit generator based on two Tinkerbell maps filtered with shrinking rule. In Section III we present the novel hash function SHAH and detailed security analysis is given. Finally, the last section concludes the paper.

II. PSEUDO-RANDOM BIT GENERATOR BASED ON IRREGULARLY DECIMATED CHAOTIC MAP

The work presented in this section was motivated by recent developments in chaos-based pseudo-random generation [7], [28], and [29] and with respect of [5].

A. Proposed Pseudo-random Bit Generation Algorithm

The Tinkerbell map [2] is a discrete-time dynamical system given by:

$$\begin{aligned}x_{n+1} &= x_n^2 - y_n^2 + c_1x_n + c_2y_n \\y_{n+1} &= 2x_ny_n + c_3x_n + c_4y_n .\end{aligned}\tag{1}$$

The map depends on the four parameters c_1 , c_2 , c_3 , and c_4 . The Tinkerbell map with different values of the parameters is illustrated in Figure 1.

The shrinking generator [5] uses two sequences of pseudo-random bits (\mathbf{a} and \mathbf{s}) to create a third source (\mathbf{z}) of pseudo-random bits which includes those bits a_i for which the corresponding s_i is 1. Other bits from the first sequence are decimated.

We propose a novel pseudo-random number scheme which irregularly decimates the solutions of two Tinkerbell maps by using the shrinking rule [5]. We used the following parameters

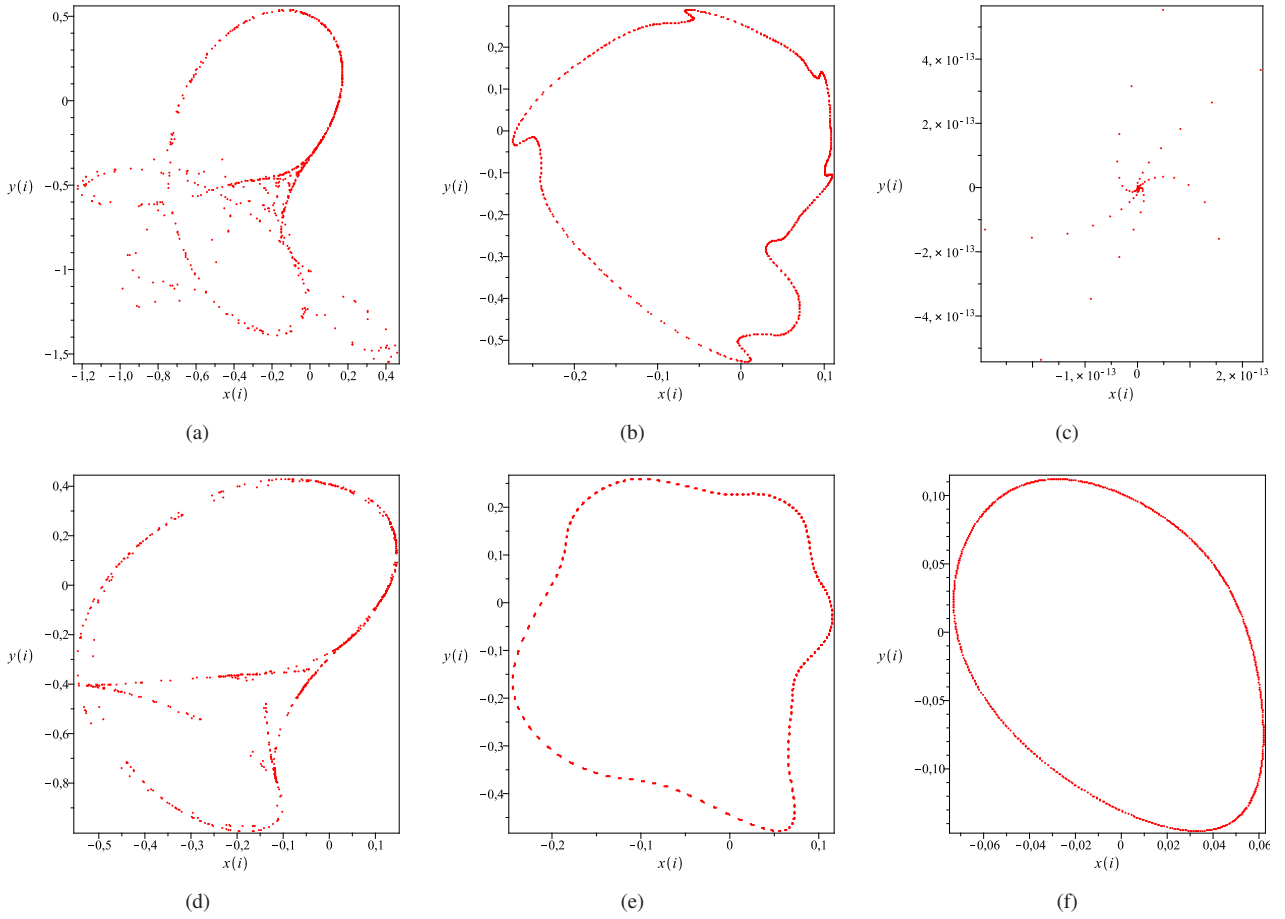


Fig. 1. The Tinkerbell map of Eq.(1). This is a plot of (x_i, y_i) , for $i = 0..100000$. (a) Tinkerbell map with $c_1 = 0.9$, $c_2 = -0.6013$, $c_3 = 2.0$, and $c_4 = 0.50$, (b) Tinkerbell map with $c_1 = 0.3$, $c_2 = -0.6013$, $c_3 = 2.0$, and $c_4 = 0.50$, (c) Tinkerbell map with $c_1 = 0.9$, $c_2 = -0.6013$, $c_3 = 2.0$, and $c_4 = -0.4$, (d) Tinkerbell map with $c_1 = 0.9$, $c_2 = -0.6013$, $c_3 = 2.0$, and $c_4 = 0.4$, (e) Tinkerbell map with $c_1 = 0.3$, $c_2 = -0.6013$, $c_3 = 2.0$, and $c_4 = 0.4$, and (f) Tinkerbell map with $c_1 = -0.3$, $c_2 = -0.6013$, $c_3 = 2.0$, and $c_4 = 0.5$.

$a = 0.9$, $b = -0.6013$, $c = 2.0$ and $d = 0.50$. The novel generator is based on the following equations:

$$\begin{aligned}
 x_{1,n+1} &= x_{1,n}^2 - y_{1,n}^2 + c_1 x_{1,n} + c_2 y_{1,n} \\
 y_{1,n+1} &= 2x_{1,n}y_{1,n} + c_3 x_{1,n} + c_4 y_{1,n} \\
 x_{2,m+1} &= x_{2,m}^2 - y_{2,m}^2 + c_1 x_{2,m} + c_2 y_{2,m} \\
 y_{2,m+1} &= 2x_{2,m}y_{2,m} + c_3 x_{2,m} + c_4 y_{2,m}
 \end{aligned} \tag{2}$$

where initial values $x_{1,0}$, $y_{1,0}$, $x_{2,0}$ and $y_{2,0}$ are used as a key.

Step 1: The initial values $x_{1,0}$, $y_{1,0}$, $x_{2,0}$ and $y_{2,0}$ of the two Tinkerbell maps from Eqs. (2) are determined.

Step 2: The first and the second Tinkerbell maps from Eqs. (2) are iterated for M and N times, respectively, to avoid the harmful effects of transitional procedures, where M and N are different constants.

Step 3: The iteration of the Eqs. (2) continues, and as a result, two real fractions $y_{1,n}$ and $y_{2,m}$ are generated and preprocessed as follows:

$$\begin{aligned}
 a_i &= \text{abs}(\text{mod}(\text{integer}(y_{1,n} \times 10^9), 2)) \\
 s_i &= \text{abs}(\text{mod}(\text{integer}(y_{2,m} \times 10^9), 2)),
 \end{aligned} \tag{3}$$

where $\text{abs}(x)$ returns the absolute value of x , $\text{integer}(x)$ returns the the integer part of x , truncating

the value at the decimal point, $\text{mod}(x, y)$ returns the remainder after division.

Step 4: Apply the shrinking rule [5] to the values (a_i, z_i) and produce the output bit.

Step 5: Return to Step 3 until the bit stream limit is reached.

The novel generator is implemented by software simulation in C++ language, using the values: $x_{1,0} = -0.423555643379287$, $y_{1,0} = -0.762576287931311$, $M = N = 3500$, $x_{2,0} = -0.276976682878721$, and $y_{2,0} = -0.348339839900213$.

B. Key space calculation

The key space is the set of all input values that can be used as a seed of the pseudo-random bit generation steps. The proposed generator has four input parameters $x_{1,0}$, $y_{1,0}$, $x_{2,0}$, and $y_{2,0}$. According to [33], the computational precision of the 64-bit double-precision number is about 10^{-15} , thus the key space is more than 2^{199} . The proposed pseudo-random generator is secure against exhaustive key search [3]. Moreover, the initial iteration numbers M and N can also be used as a part of the key space.

TABLE I
NIST TEST SUITE RESULTS.

NIST statistical test	SHAH Algorithm	
	<i>P-value</i>	Pass rate
Frequency (monobit)	0.869278	981/1000
Block-frequency	0.548314	985/1000
Cumulative sums (Reverse)	0.790621	983/1000
Runs	0.610070	990/1000
Longest run of Ones	0.439122	984/1000
Rank	0.467322	989/1000
FFT	0.058612	988/1000
Non-overlapping templates	0.519879	991/1000
Overlapping templates	0.510153	982/1000
Universal	0.159910	989/1000
Approximate entropy	0.616305	991/1000
Random-excursions	0.641892	588/594
Random-excursions Variant	0.495265	589/594
Serial 1	0.614226	989/1000
Serial 2	0.151190	985/1000
Linear complexity	0.620465	990/1000

C. Statistical tests

In order to measure randomness of the sequences of bits produced by the new pseudo-random number algorithm, we used the statistical applications NIST [4], DIEHARD [19], and ENT [31].

The NIST statistical test package (version 2.1.1) includes 15 tests, which focus on the randomness of binary sequences produced by either hardware or software-based bit generators. These tests are: frequency (monobit), block-frequency, cumulative sums, runs, longest run of ones, rank, Fast Fourier Transform (spectral), non-overlapping templates, overlapping templates, Maurer's "Universal Statistical", approximate entropy, random excursions, random-excursion variant, serial, and linear complexity.

For the NIST tests, we generated 10^3 different binary sequences of length 10^6 bits. The results from the tests are given in Table I. The minimum pass rate for each statistical test with the exception of the random excursion (variant) test is approximately = 980 for a sample size = 10^3 binary sequences. The minimum pass rate for the random excursion (variant) test is approximately = 580 for a sample size = 594 binary sequences. The proposed pseudo-random bit generator passed successfully all the NIST tests.

The DIEHARD application [19] is a set of 19 statistical tests: birthday spacings, overlapping 5-permutations, binary rank (31 x 31), binary rank (32 x 32), binary rank (6 x 8), bitstream, overlapping-pairs-sparse-occupancy, overlapping-quadruples-sparse-occupancy, DNA, stream count-the-ones, byte-count-the-ones, parking lot, minimum distance, 3D spheres, squeeze, overlapping sums, runs (up and down), and craps. The tests return *P* - values, which should be uniform in [0,1), if the input stream contains pseudo-random numbers. The *P* - values are obtained by $p = F(y)$, where *F* is the assumed distribution of the sample random variable *y*, often the normal distribution. The novel pseudo-random bit algorithm passed successfully all DIEHARD tests, Table II.

The ENT software [31] includes 6 tests of pseudo-random sequences: entropy, optimum compression, χ^2 distribution,

TABLE II
DIEHARD STATISTICAL TEST RESULTS.

DIEHARD statistical test	SHAH Algorithm
	<i>P-value</i>
Birthday spacings	0.513830
Overlapping 5-permutation	0.927974
Binary rank (31 x 31)	0.890892
Binary rank (32 x 32)	0.609788
Binary rank (6 x 8)	0.486987
Bitstream	0.662411
OPSO	0.618526
OQSO	0.445982
DNA	0.526710
Stream count-the-ones	0.299022
Byte count-the-ones	0.546796
Parking lot	0.574512
Minimum distance	0.115118
3D spheres	0.527506
Squeeze	0.678411
Overlapping sums	0.556561
Runs up	0.543542
Runs down	0.438540
Craps	0.272223

TABLE III
ENT STATISTICAL TEST RESULTS.

ENT statistical test	SHAH Algorithm results
Entropy	7.999998 bits per byte
Optimum compression	OC would reduce the size of this 125000000 byte file by 0 %.
χ^2 distribution	For 125000000 samples is 278.28, and randomly would exceed this value 15.15 % of the time.
Arithmetic mean value	127.5015 (127.5 = random)
Monte Carlo π estim.	3.141354290 (error 0.01 %)
Serial correl. coeff.	0.000115 (totally uncorrelated = 0.0)

arithmetic mean value, Monte Carlo value for π , and serial correlation coefficient. Sequences of bytes are stored in files. The application outputs the results of those tests. We tested output sequences of 125,000,000 bytes of the novel pseudo-random bit generation scheme. The novel pseudo-random bit generation algorithm passed successfully all ENT test, Table III.

Based on the good test results, we can conclude that the novel pseudo-random bit generation algorithm has satisfying statistical properties and provides acceptable level of security.

III. HASH FUNCTION BASED ON IRREGULARLY DECIMATED CHAOTIC MAP

A. Proposed Hash Function based on Irregularly Decimated Chaotic Map

In this section, we construct a keyed hash function named SHAH based on a irregularly decimated chaotic map. Let *n* be the bit length of the final hash value. The parameter *n* usually supports five bit lengths, 128, 160, 256, 512, and 1024 bits. We consider input message *M'* with arbitrary length.

The novel hash algorithm SHAH consists of the following steps:

- Step 1: Convert the input message M to binary sequence using ASCII table.
- Step 2: The input message M is padded with a bit of one, and then append zero bits to obtain a message M' whose length is m , a multiple of n .
- Step 3: The novel pseudo-random bit generation algorithm (Section II) based on two Tinkerbell maps filtered with shrinking rule is iterated many times, getting m bits, m -sized vector P .
- Step 4: The m -sized vectors M' and P are combined in a new m -sized vector, N , using XOR operation.
- Step 5: The vector N is split into p blocks, N_1, N_2, \dots, N_p , each of length n and $m = np$ is the total length of the vector N .
- Step 6: A temporary n -sized vector T is obtained by $T = N_1 \oplus N_2 \oplus \dots \oplus N_p$.
- Step 7: The bits from the temporary vector T are processed one by one sequentially. If the current bit t_i is 1 then update $t_i = t_i \oplus s$, where s is the next bit from the novel pseudo-random generator based on Tinkerbell function (Section II).
- Step 8: Another n -sized temporary vector U is taken and all the elements are initialized to 0s.
- Step 9: The bits from the vector T are processed again one by one sequentially. If the current bit t_i is 1, the vector U is XOR-ed with the next n bits from the novel pseudo-random generator based on Tinkerbell function (Section II). If the current bit t_i is 0, the matrix U is bitwise rotated left by one bit position.
- Step 10: The final hash value is obtained by $H = T \oplus U$.

The designed SHAH algorithm is implemented in C++ programming language.

B. Distribution Analysis

In general, a typical property of a hash value is to be uniformly distributed in the compressed range. Note that the length of the hash value is set as 128. Simulation experiments are done on the following paragraph of message:

Konstantin Preslavsky University of Shumen has inherited a centuries-long educational tradition dating back to the famous Pliska and Preslav Literary School (10th c). Shumen University is one of the five classical public universities in Bulgaria it is recognized as a leading university that offers modern facilities for education, scientific researches and creative work.

With the chosen input message, the SHAH hash value is calculated. The ASCII code distribution of input message and the corresponding hexadecimal hash value are shown in Fig. 2(a) and 2(b). Another input message with the same length but all of blank spaces, is generated. The ASCII code distribution of the blank-spaced input message and the corresponding hexadecimal hash value are shown in Fig. 2(c) and 2(d). The SHAH hash plots, 2(b) and 2(d), are uniformly distributed in compress range even under exceptionally cases.

C. Sensitivity Analysis

In order to demonstrate the sensitivity of the proposed keyed hash function to the input message and security key space,

hash simulation experiments have been performed under the following 9 cases:

Case 1: The input message is the same as the one in Section III-B;

Case 2: Change the first character 'K' in the input message into 'k'.

Case 3: Change the number '10' in the input message to '11'.

Case 4: Change the word 'School' in the input message to 'school'.

Case 5: Change the comma ',' in the input message to '.'.

Case 6: Add a blank space at the end of the input message.

Case 7: Change the word 'recognized' in the input message to 'recognize'.

Case 8: Subtracts 1×10^{-15} from the input key value $x_{1,0}$.

Case 9: Adds 1×10^{-15} to the input key value $y_{2,0}$.

The respective 128-bit hash values in hexadecimal number system are the following:

Case 1: 8CE855A3026CCEE597C0965B5DB33096

Case 2: 8F0E33DA59B5B1114F9A1570EB466C24

Case 3: 11DEA1F51379EC2B429325D16FD5354C

Case 4: 6B834AC8D36B74EFAD0C6B8AAEA008BF

Case 5: 81704BC6412FF4E24AF09E570AB4D9DE

Case 6: A2B7D2EAC687D2953551AE2621720ADF

Case 7: E1D9A0BAA6184264481A25D08BEFF110

Case 8: 780378A8FE0011DBD81CE035414907F0

Case 9: C27AB518A87B8E3D6C46504814BF7940

The corresponding binary representation of the hash values are illustrated in Fig. 3.

The result shows that the proposed hash function based on irregularly decimated chaotic map has high sensitivity to any changes to its security key space. Even tiny changes in secret keys or in input messages will lead to significant differences of hash values.

D. Statistic Analysis of Diffusion and Confusion

From a historical point of view, Shannon, with the publication in 1949 of his paper, *Communication Theory of Secrecy Systems* [22], introduced the idea of two methods for frustrating a statistical analysis of encryption algorithms: confusion and diffusion.

Confusion is intended to use transformations to hide the relationship between the plaintext and ciphertext, which means the relationship between the plaintext and the hash value is as complicated as possible.

Diffusion can propagate the change over the whole encrypted data, which means that the hash value is highly dependent on the plaintext. For a binary representation of the hash value, each bit can be only 0 or 1. Therefore, the ideal diffusion effect should be that any tiny changes in the initial condition lead to a 50% changing probability of each bit of hash value.

Six statistics used here are: minimum number of changed bits B_{min} , maximum number of changed bits: B_{max} , mean changed bit number \bar{B} , mean changed probability P , standard deviation of the changed bit number ΔB , and standard deviation ΔP .

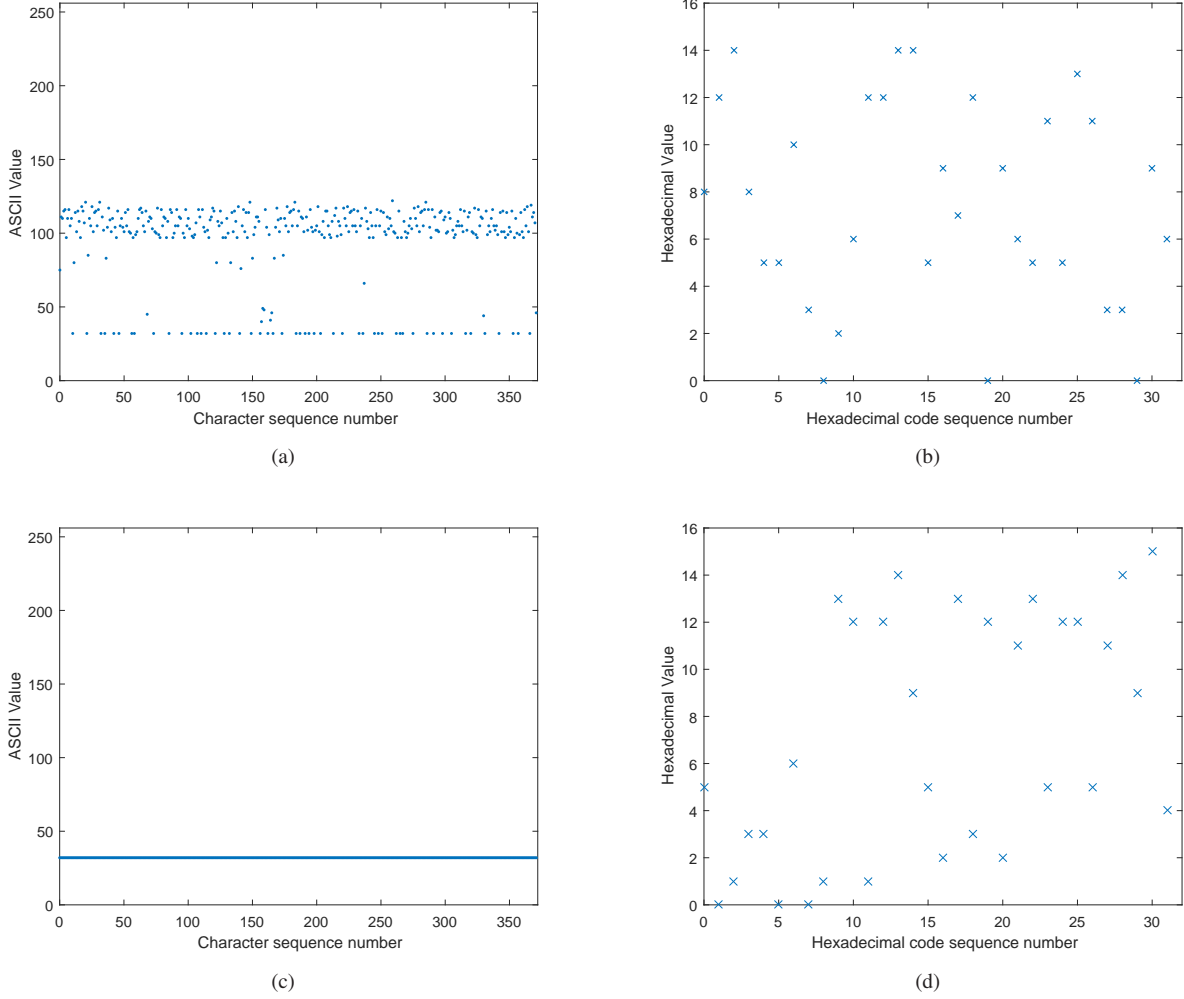


Fig. 2. Distribution of input message and corresponding hash value.

They are defined as follows:

Minimum number of changed bits: $B_{min} = \min(\{B_i\}_{i=1}^N)$

Maximum number of changed bits: $B_{max} = \max(\{B_i\}_{i=1}^N)$

Mean changed bit number: $\bar{B} = \frac{1}{N} \sum_{i=1}^N B_i$

Mean changed probability: $P = \frac{\bar{B}}{n} \times 100\%$

Standard deviation of numbers of changed bits:

$$\Delta B = \sqrt{\frac{1}{N-1} \sum_{i=1}^N (B_i - \bar{B})^2}$$

$$\text{Standard deviation: } \Delta P = \sqrt{\frac{1}{N-1} \sum_{i=1}^N \left(\frac{B_i}{n} - P\right)^2} \times 100\%,$$

where N is the total number of tests and B_i is the number of changed bits in the i -th test (Hamming distance).

Two types of statistical tests are performed: type A and type B. In the type A test, a random message, referred as the original message, of size $L = 50n$ is generated and its corresponding n -bit hash value is computed. Then, a new message is generated by choosing a single bit at random from the original message and modified to 0 if it is 1 or to 1 if it is 0. The n -bit hash value of the new message is then compared with that of the original message and the Hamming distance between the two hash values is recorded as B_i . This is then repeated N times, where each time, a new original message

TABLE IV
STATISTICAL RESULTS FOR 128-BIT HASH VALUES GENERATED UNDER TESTS OF TYPE A.

	$N=256$	$N=512$	$N=1024$	$N=2048$	$N=10,000$
B_{min}	51	49	47	45	45
B_{max}	80	89	89	89	89
\bar{B}	64.5	63.998	64.11	63.99	64
$P(\%)$	50.39	49.99	50.08	49.99	50.01
ΔB	5.43	5.66	5.31	5.51	5.6
$\Delta P(\%)$	4.425	4.19	4.15	4.33	4.37

is chosen and one of its bits is randomly chosen and modified to 0 if it is 1 or to 1 if it is 0. Tables IV–VIII present results of these tests for $n = 128, 160, 256, 512, 1024$.

Comparing variables with most of these existing hash algorithms given in Table IX, the SHAH has small ΔB and ΔP values, respectively.

In the type B test, the original message M of size $L = 50n$ bits is generated at random and its corresponding n -bit hash value is computed. Then, a single bit of the original message is chosen, modified to 0 if it is 1 or to 1 if it is 0, and the hash value of the modified message is calculated. The two

TABLE V
STATISTICAL RESULTS FOR 160-BIT HASH VALUES GENERATED UNDER TESTS OF TYPE A.

	$N=256$	$N=512$	$N=1024$	$N=2048$	$N=10,000$
B_{min}	61	59	56	56	56
B_{max}	94	96	100	101	101
\bar{B}	74.31	79.74	79.99	80	79.92
$P(\%)$	49.57	49.84	49.99	50	49.95
ΔB	5.86	6.07	6.21	6.39	6.3
$\Delta P(\%)$	3.66	3.79	3.88	3.99	3.94

TABLE VI
STATISTICAL RESULTS FOR 256-BIT HASH VALUES GENERATED UNDER TESTS OF TYPE A.

	$N=256$	$N=512$	$N=1024$	$N=2048$	$N=10,000$
B_{min}	103	102	102	102	92
B_{max}	148	152	156	161	162
\bar{B}	128.01	127.95	127.95	127.94	128.04
$P(\%)$	50	49.98	49.98	49.97	50.01
ΔB	8.04	8.1	7.99	7.94	7.99
$\Delta P(\%)$	3.14	3.16	3.12	3.1	3.12

TABLE VII
STATISTICAL RESULTS FOR 512-BIT HASH VALUES GENERATED UNDER TESTS OF TYPE A.

	$N=256$	$N=512$	$N=1024$	$N=2048$	$N=10,000$
B_{min}	214	214	214	214	212
B_{max}	287	287	287	293	302
\bar{B}	255.94	255.95	256.03	255.74	256.04
$P(\%)$	49.99	49.99	50.01	49.95	50
ΔB	12.73	11.84	11.48	11.44	11.33
$\Delta P(\%)$	2.48	2.31	2.24	2.23	2.21

TABLE VIII
STATISTICAL RESULTS FOR 1024-BIT HASH VALUES GENERATED UNDER TESTS OF TYPE A.

	$N=256$	$N=512$	$N=1024$	$N=2048$	$N=10,000$
B_{min}	471	469	464	454	448
B_{max}	561	561	561	563	577
\bar{B}	513.7	512.73	512.25	511.79	511.97
$P(\%)$	50.16	50.07	50.02	49.98	49.99
ΔB	15.42	15.37	15.47	15.61	15.85
$\Delta P(\%)$	1.5	1.5	1.51	1.52	1.54

TABLE IX
COMPARISON OF STATISTICAL RESULTS FOR 128-BIT HASH VALUES AND $N=10,000$, UNDER TESTS OF TYPE A.

	B_{min}	B_{max}	\bar{B}	$P(\%)$	ΔB	$\Delta P(\%)$
SHAH	45	89	64	50.01	5.6	4.37
Ref. [9]	45	84	63.94	49.95	5.64	4.41
Ref. [10]	44	84	64	50	5.65	4.41
Ref. [12]	46	82	64.15	50.12	5.74	4.48
Ref. [18]	44	84	63.95	49.96	5.62	4.39
Ref. [32]	42	83	63.986	49.988	5.616	4.388

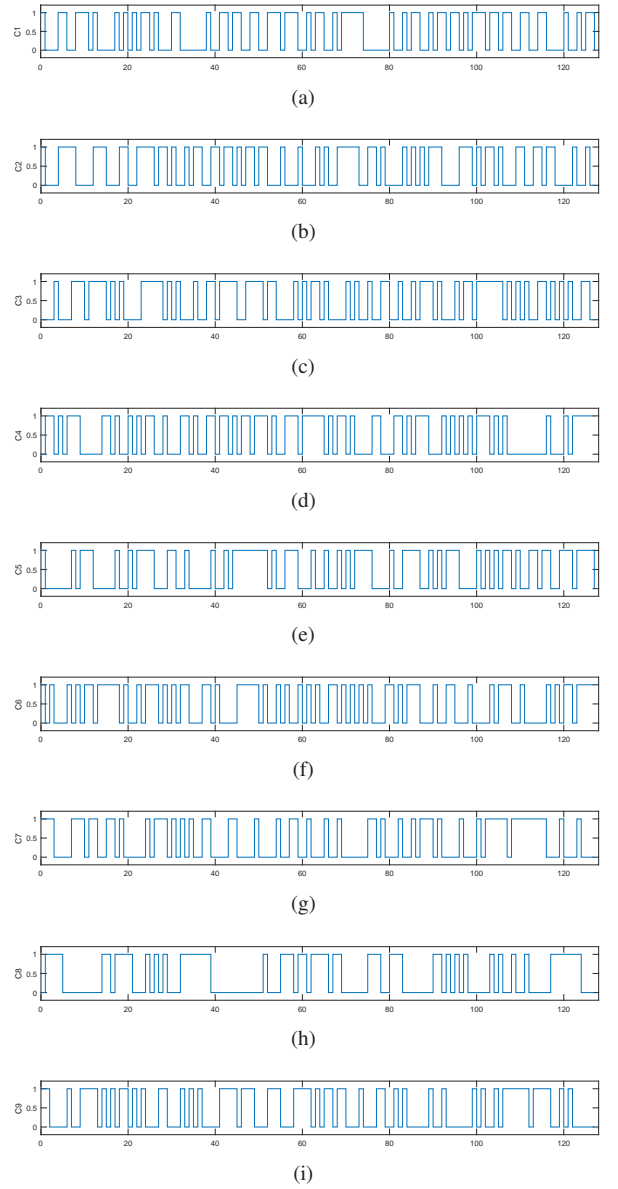


Fig. 3. 128-bit hash values of the input messages under nine different cases: (a) Case 1, (b) Case 2, (c) Case 3, (d) Case 4, (e) Case 5, (f) Case 6, (g) Case 7, (h) Case 8, and (i) Case 9.

TABLE X
STATISTICAL RESULTS FOR 128-BIT HASH VALUES GENERATED UNDER TESTS OF TYPE B.

	$N=256$	$N=512$	$N=1024$	$N=2048$	$N=50 \times 128$
B_{min}	53	49	48	43	43
B_{max}	78	83	83	83	84
\bar{B}	63.57	64.01	63.97	64.11	63.9
$P(\%)$	49.66	50	49.97	50.08	49.92
ΔB	5.19	5.61	5.6	5.59	5.71
$\Delta P(\%)$	4.06	4.38	4.37	4.37	4.46

hash values are compared, and the number of flipped bits is calculated and recorded as B_i . The same original message is used for all N iterations. Tables X–XIV list the results obtained in tests of type B for $n = 128, 160, 256, 512, 1024$, and various values of N .

Comparing the results with few chaos based hash algorithms

TABLE XI
STATISTICAL RESULTS FOR 160-BIT HASH VALUES GENERATED UNDER TESTS OF TYPE B.

	$N=256$	$N=512$	$N=1024$	$N=2048$	$N=50 \times 160$
B_{min}	66	62	60	57	57
B_{max}	94	96	101	101	108
\bar{B}	80.06	80.64	79.94	80.52	80.29
$P(\%)$	50.03	50.4	49.96	50.32	50.18
ΔB	6.17	6.16	6.35	6.66	6.53
$\Delta P(\%)$	3.85	3.85	3.96	4.16	4.08

TABLE XII
STATISTICAL RESULTS FOR 256-BIT HASH VALUES GENERATED UNDER TESTS OF TYPE B.

	$N=256$	$N=512$	$N=1024$	$N=2048$	$N=50 \times 256$
B_{min}	108	107	106	104	100
B_{max}	143	148	151	153	156
\bar{B}	128.23	129.23	128.6	128.98	128.26
$P(\%)$	50.09	50.47	50.23	50.38	50.1
ΔB	8.44	8.12	8.05	8.08	8.06
$\Delta P(\%)$	3.29	3.17	3.14	3.15	3.14

given in Table XV, the SHAH has small ΔB and ΔP values, accordingly.

In Tables IV–XIV we can observe that both types of tests, the mean changed bit number \bar{B} and the mean probability P are very close to the ideal values $n/2$ and 50%. These results indicate that the suggested hashing scheme has very robust capability for confusion and diffusion. Thus, the SHAH function is trustworthy against this type of attacks.

E. Collision Analysis

In this section we will analyse the novel hash function SHAH based on the collision tests proposed in [9]. In general, a common characteristic of a hash scheme is to have a collision resistance capability, the following two types of tests are performed, type A and type B. In tests of type A, an input message of size $L = 50n$ is generated and its corresponding

TABLE XIII
STATISTICAL RESULTS FOR 512-BIT HASH VALUES GENERATED UNDER TESTS OF TYPE B.

	$N=256$	$N=512$	$N=1024$	$N=2048$	$N=50 \times 512$
B_{min}	229	229	229	217	216
B_{max}	278	292	292	300	300
\bar{B}	255.28	255.82	256.45	256.62	256.11
$P(\%)$	49.86	49.96	50.08	50.12	50.02
ΔB	11.95	11.42	11.32	11.29	11.31
$\Delta P(\%)$	2.33	2.23	2.21	2.2	2.2

TABLE XIV
STATISTICAL RESULTS FOR 1024-BIT HASH VALUES GENERATED UNDER TESTS OF TYPE B.

	$N=256$	$N=512$	$N=1024$	$N=2048$	$N=50 \times 1024$
B_{min}	473	472	464	458	441
B_{max}	551	556	556	557	568
\bar{B}	510.56	511.32	512.41	512.32	511.61
$P(\%)$	49.85	49.93	50.04	50.03	49.96
ΔB	13.7	14.82	15.16	15.85	15.95
$\Delta P(\%)$	1.33	1.44	1.48	1.54	1.55

TABLE XV
COMPARISON OF STATISTICAL RESULTS FOR 128-BIT HASH VALUES AND $N=2048$, UNDER TESTS OF TYPE B.

	B_{min}	B_{max}	B	$P(\%)$	ΔB	$\Delta P(\%)$
SHAH	43	83	64.11	50.08	5.59	4.37
Ref. [9]	47	81	63.95	49.96	5.62	4.39
Ref. [10]	48	83	64.22	50.17	5.65	4.42
Ref. [12]	47	84	63.94	49.95	5.69	4.44

TABLE XVI
ABSOLUTE DIFFERENCE D FOR HASH VALUES GENERATED UNDER TESTS OF TYPE A, WHERE $N = 10,000$.

n	Maximum	Minimum	Mean
128	2386	537	1367
160	2821	717	1706
256	4049	1395	2731
512	7517	3922	5459

n -bit hash value is computed and stored in ASCII format. Then, a new message is generated by choosing a single bit at random from the input message and modified to 0 if it is 1 or to 1 if it is 0. The n -bit hash value of the new message is calculated and stored in ASCII format. The two hash values are compared, and the number of ASCII symbols with the same value at the same location is counted. Moreover, the absolute difference D between the two hash values is computed by the following formula $D = \sum_{i=1}^{n/8} |dec(e_i) - dec(e'_i)|$, where e_i and e'_i be the i -th entry of the input and new hash value, respectively, and function $dec()$ converts the entries to their equivalent decimal values. The test of type A is repeated $N = 10,000$ times, and experimental minimum, maximum, and mean of D are presented in Table XVI for different hash values of size $n = 128, 160, 256$, and 512.

Table XVII outlines the absolute differences of 128-hash values generated under tests of type A, where $N = 10,000$, of some existing hash functions which are based on chaotic maps. The results show that the SHAH has comparable values.

The number of hits where the ASCII symbols are equal, where $N = 10,000$ and the hash values are generated under tests of type A, is listed in Table XVIII and distribution of the 128-hash values, is presented in Figure 4.

In the type B tests, an input message M of a fixed size $L = 50n$ bits is created at random and its corresponding n -bit input hash value is computed. Then, a single bit of the input message is chosen, modified to 0 if it is 1 or to 1 if it is 0, and the hash value of the modified message is calculated. Table XIX presents minimum, maximum, and mean values of D for different hash values of size $n = 128, 160, 256$, and 512

TABLE XVII
COMPARISON OF THE ABSOLUTE DIFFERENCE FOR 128-HASH VALUES GENERATED UNDER TESTS OF TYPE A, WHERE $N = 10,000$.

n	Maximum	Minimum	Mean
SHAH	2386	537	1367
Ref. [9]	2391	656	1364
Ref. [12]	2320	737	1494
Ref. [21]	2455	599	1439
Ref. [32]	2064	655	1367

TABLE XVIII
COUNT OF HITS IN COLLISION TEST FOR $N = 10,000$, GENERATED UNDER TESTS OF TYPE A.

n	0	1	2	3	4	5
128	9393	595	12	0	0	0
160	9236	734	30	0	0	0
256	8795	1138	64	3	0	0
512	7789	1944	242	23	0	0

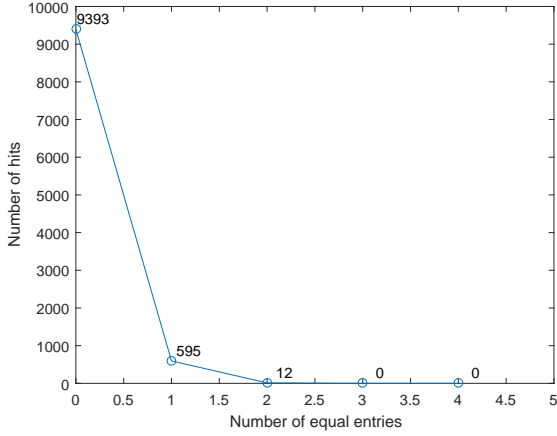


Fig. 4. Distribution of the number of locations where the ASCII symbols are equal in the 128-bit hash values generated under tests of type A, where $N = 10,000$

generated under tests of type B. The same input message is used for all N iterations. Comparison with other algorithm is presented in Table XX.

Distribution of the number of locations where the ASCII symbols are equal in the 128-bit hash values generated under tests of type B, where $N = 50 \times 128 = 6400$ are presented in Figure 5.

In addition to the above experiments, the tests of type B are repeated for very short input strings consisting of a single n – bit block, Table XXI.

Distribution of the number of locations where the ASCII symbols are equal in the 128-bit hash values generated under

TABLE XIX
ABSOLUTE DIFFERENCE D FOR HASH VALUES GENERATED UNDER TESTS OF TYPE B, WHERE $N = 50n$.

n	Maximum	Minimum	Mean	N
128	2035	636	1248	6400
160	2830	969	1908	8000
256	4124	1483	2817	12800
512	7469	3726	5709	25600

TABLE XX
COMPARISON OF ABSOLUTE DIFFERENCE D FOR 128-HASH VALUES GENERATED UNDER TESTS OF TYPE B, WHERE $N = 6400$.

n	Maximum	Minimum	Mean
SHAH	2035	636	1248
Ref. [9]	2421	735	1576
Ref. [10]	2294	661	1360

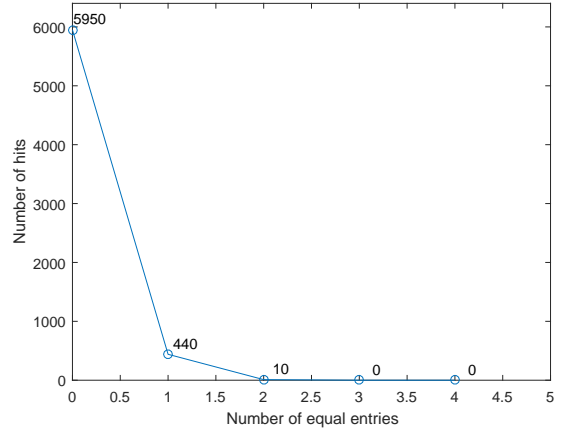


Fig. 5. Distribution of the number of locations where the ASCII symbols are equal in the 128-bit hash values generated under tests of type B, where $N = 6400$

TABLE XXI
ABSOLUTE DIFFERENCE D FOR HASH VALUES GENERATED UNDER TESTS OF TYPE B, WHERE $N = n$.

n	Maximum	Minimum	Mean	N
128	1812	844	1263	128
160	2480	1253	1840	160
256	3894	2065	2843	256
512	7469	4400	5695	512

tests of type B, where $N = 128$ and $L = n$ are presented in Figure 6.

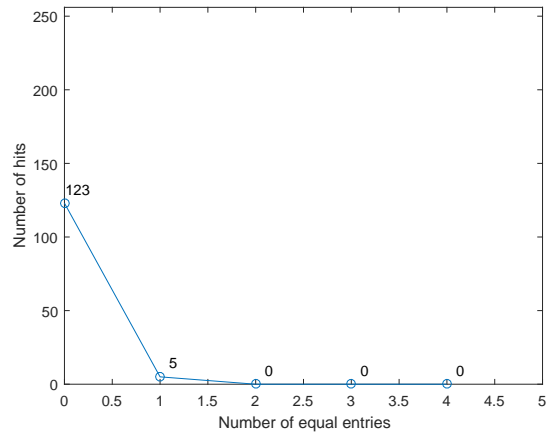


Fig. 6. Distribution of the number of locations where the ASCII symbols are equal in the 128-bit hash values generated under tests of type B, where $N = 128$ and $L = n$

From the obtained results it is clear that the novel hash function SHAH has a strong collision resistance capacity. Compared with similar hash functions, the proposed one has a mean per character values close to the ideal of 85.3333 [6] and low collision values.

IV. CONCLUSIONS

In this paper, we propose a novel hash function based on shrinking chaotic map. The hash function called SHAH is based on two Tinkerbell maps filtered with the decimation rule. Exact study has been provided on the novel scheme using distribution analysis, sensitivity analysis, static analysis of diffusion and confusion, and collision analysis. The experimental data show excellent performance of the SHAH algorithm.

ACKNOWLEDGMENT

The authors are grateful to the anonymous referees for valuable and helpful comments.

This work is supported by the Scientific research fund of Konstantin Preslavski University of Shumen under the grant No. RD-08-121/06.02.2018 and by European Regional Development Fund and the Operational Program "Science and Education for Smart Growth" under contract UNITE No. BG05M2OP001-1.001-0004-C01 (2018-2023).

REFERENCES

- [1] M. Ahmad, S. Khurana, S. Singh, and H.D. AlSharari, "A Simple Secure Hash Function Scheme Using Multiple Chaotic Maps", *3D Research*, vol. 8, no. 13, pp. 2129-2151, 2017.
- [2] K.T. Alligood, T.D. Sauer, J.A. Yorke, (1996) CHAOS: An Introduction to Dynamical Systems, Springer-Verlag, Berlin.
- [3] G. Alvarez and S. Li, "Some Basic Cryptographic Requirements for Chaos-Based Cryptosystems", *International Journal of Bifurcation and Chaos*, vol. 16, pp. 2129-2151, 2006.
- [4] L. Bassham, A. Rukhin, J. Soto, J. Nechvatal, M. Smid, E. Barker, S. Leigh, M. Levenson, M. Vangel, D. Banks, N. Heckert, and J. Dray (2010) A Statistical test suite for random and pseudorandom number generators for cryptographic application, *NIST Special Publication 800-22*, Revision 1a (Revised: April 2010), <http://doi.org/10.6028/NIST.SP.800-22r1a>.
- [5] Coppersmith, D., Krawczyk, H., Mansour, Y. (1994) The shrinking generator, *Advances in Cryptology: CRYPTO 93*, Lecture Notes in Computer Science, 773, (Springer-Verlag), 2239.
- [6] S. Deng, Y. Li, and D. Xiao, "Analysis and improvement of a chaos-based Hash function construction", *Communications in Nonlinear Science and Numerical Simulation*, vol. 15, pp. 1338-1347, 2010.
- [7] M. Francois, T. Grosgees, D. Barchiesi, and R. Erra, "A new pseudo-random number generator based on two chaotic maps", *Informatica*, vol. 24, no. 2, pp. 181-197, 2013.
- [8] H. Hristov, "Scanning for Vulnerabilities in the Security Mechanisms of the Hosts in the Academic Institutions and Government Agencies", *Mathematical and Software Engineering*, vol. 4, no. 1, pp. 1-6, 2018.
- [9] A. Kanso and M. Ghebleh, "A Fast and Efficient Chaos-Based Keyed Hash Function", *Communications in Nonlinear Science and Numerical Simulation*, vol. 18, no. 1, pp. 109-123, 2013.
- [10] A. Kanso and M. Ghebleh, "A Structure-Based Chaotic Hashing Scheme", *Nonlinear Dynamics*, vol. 81, no. 1-2, pp. 27-40, 2015.
- [11] A. Kanso and N. Smaoui, "Irregularly Decimated Chaotic Map(s) for Binary Digit Generation", *International Journal of Bifurcation and Chaos*, vol. 19, no. 4, pp. 1169-1183, 2009.
- [12] A. Kanso, H. Yahyaoui, and M. Almulla, "Keyed Hash Function based on Chaotic Map", *Information Sciences*, vol. 186, pp. 249-264, 2012.
- [13] K. Kordov, "Modified Pseudo-Random Bit Generation Scheme Based on Two Circle Maps and XOR Function", *Applied Mathematical Sciences*, vol. 9, no. 3, pp. 129-135, 2015.
- [14] K. Kordov and L. Bonchev, "Using Circle Map for Audio Encryption Algorithm", *Mathematical and Software Engineering*, vol. 3, no. 2, pp. 183-189, 2017.
- [15] H.S. Kwok and W.S.T. Tang, "A Chaos-Based Cryptographic Hash Function for Message Authentication", *International Journal of Bifurcation and Chaos*, vol. 15, no. 12, pp. 4043-4050, 2005.
- [16] D. Lambić and M. Nikolić, "Pseudo-random number generator based on discrete-space chaotic map", *Nonlinear Dynamics*, vol. 90, no. 1, pp. 223-232, 2017.
- [17] Y. Li, Di. Xiao, and S. Deng, "Hash Function based on the Chaotic Look-Up Table with Changeable Parameter", *International Journal of Modern Physics B*, vol. 25, no. 29, pp. 3835-3851, 2011.
- [18] Z. Lin, S. Yu, and J. Lü, "A Novel Approach for Constructing One-Way Hash Function Based on a Message Block Controlled 8D Hyperchaotic Map", *International Journal of Bifurcation and Chaos*, vol. 27, no. 7, 1750106, 2017.
- [19] G. Marsaglia, *DIEHARD: a Battery of Tests of Randomness*, <https://github.com/reubenhwk/diehard>.
- [20] W. Meier and O. Staffelbach, "The Self-Shrinking Generator", In: Blahut R.E., Costello D.J., Maurer U., Mittelholzer T. (eds) *Communications and Cryptography. The Springer International Series in Engineering and Computer Science (Communications and Information Theory)*, 276. Springer, Boston, MA, pp. 287-295, 1994.
- [21] H. Ren, Y. Wang, Q. Xie, and H. Yang, "A Novel Method for One-Way Hash Function Construction based on Spatiotemporal Chaos", *Chaos, Solitons and Fractals*, vol. 42, pp. 2014-2022, 2009.
- [22] C.E. Shannon, "Communication Theory of Secrecy Systems", *Bell System Technical Journal*, vol. 27, no. 4, pp. 656-715, 1949.
- [23] B.P. Stoyanov (2012) Chaotic cryptographic scheme and its randomness evaluation, in *4th AMiTaNS'12*, AIP CP **1487**, pp. 397-404, doi: 10.1063/1.4758983
- [24] B.P. Stoyanov (2013) Pseudo-random bit generator based on Chebyshev map, in *5th AMiTaNS'13*, AIP CP, 1561, 369-372, <http://dx.doi.org/10.1063/1.4827248>.
- [25] B.P. Stoyanov, "Pseudo-random Bit Generation Algorithm Based on Chebyshev Polynomial and Tinkerbell Map", *Applied Mathematical Sciences*, vol. 8, no. 125, 6205-6210, 2014, <http://dx.doi.org/10.12988/ams.2014.48676>
- [26] B.P. Stoyanov, (2014) Using Circle Map in Pseudorandom Bit Generation, in *6th AMiTaNS'14*, AIP CP **1629**, pp. 460-463, doi: 10.1063/1.4902309.
- [27] B. Stoyanov, K. Szczypiorski, and K. Kordov, "Yet Another Pseudorandom Number Generator", *International Journal of Electronics and Telecommunications*, vol. 63, no. 2, pp. 195-199, 2017.
- [28] B. Stoyanov and K. Kordov, "A Novel Pseudorandom Bit Generator Based on Chirikov Standard Map Filtered with Shrinking Rule", *Mathematical Problems in Engineering*, vol. 2014, Article ID 986174, pp. 1-4, 2014. <http://dx.doi.org/10.1155/2014/986174>.
- [29] B. Stoyanov, and K. Kordov, "Novel Secure Pseudo-Random Number Generation Scheme Based on Two Tinkerbell Maps", *Advanced Studies in Theoretical Physics*, vol. 9, no. 9, pp. 411-421, 2015. <http://dx.doi.org/10.12988/astp.2015.5342>.
- [30] Li Yantao and Li Xiang, "Chaotic Hash Function based on Circular Shifts with Variable Parameters", *Chaos, Solitons and Fractals*, vol. 91, pp. 639-648, 2016.
- [31] J. Walker, *ENT: a pseudorandom number sequence test program*, <http://www.fourmilab.ch/random/>.
- [32] Y. Wang, K-W. Wong, and Di Xiao, "Parallel hash function construction based on coupled map lattices", *Communications in Nonlinear Science and Numerical Simulation*, vol. 16, pp. 2810-2821, 2011.
- [33] IEEE Computer Society (2008), 754-2008 - IEEE Standard for Floating-Point Arithmetic, *Revision of ANSI/IEEE Std 754-1985*, [10.1109/IEEESTD.2008.4610935](http://dx.doi.org/10.1109/IEEESTD.2008.4610935).