

Improved Search for Solar Chameleons with a GridPix Detector at CAST

V. Anastassopoulos¹, S. Aune², K. Barth³, A. Belov⁴,
 H. Bräuninger⁵, G. Cantatore^{6,7}, J. M. Carmona⁸, J. F. Castel⁸,
 S. A. Cetin⁹, F. Christensen¹⁰, T. Dafni⁸, M. Davenport³,
 A. Dermenev⁴, K. Desch¹¹, B. Döbrich³, C. Eleftheriadis¹²,
 G. Fanourakis¹³, E. Ferrer-Ribas², H. Fischer¹⁴, W. Funk³,
 J. A. García^{8,‡}, A. Gardikiotis¹, J. G. Garza⁸, E. N. Gazis¹⁵,
 T. Gerasis¹³, I. Giomataris², S. Gninenko⁴, C. J. Hailey¹⁶,
 M. D. Hasinoff¹⁷, D. H. H. Hoffmann¹⁸, F. J. Iguaz⁸,
 I. G. Irastorza⁸, A. Jakobsen¹⁰, J. Jacoby¹⁹, K. Jakovčić²⁰,
 J. Kaminski¹¹, M. Karuza^{6,21}, S. Kostoglou³, N. Kralj^{21,§},
 M. Krčmar²⁰, C. Krieger¹¹, B. Lakić²⁰, J. M. Laurent³,
 A. Liolios¹², A. Ljubičić²⁰, G. Luzón⁸, M. Maroudas¹,
 L. Miceli²², S. Neff²³, I. Ortega^{8,3}, T. Papaevangelou²,
 K. Paraschou¹², M. J. Pivovarov²⁴, G. Raffelt²⁵, M. Rosu^{23||},
 J. Ruz²⁴, E. Ruiz Chóliz⁸, I. Savvidis¹², S. Schmidt¹¹,
 Y. K. Semertzidis^{22,26}, S. K. Solanki^{27,¶}, L. Stewart³,
 T. Vafeiadis³, J. K. Vogel²⁴, M. Vretenar²¹, S. C. Yildiz⁹⁺ and
 K. Zioutas^{1,3} (CAST Collaboration) and P. Brax²⁸

¹ Physics Department, University of Patras, Patras, Greece

² IRFU, CEA, Université Paris-Saclay, Gif-sur-Yvette, France

³ European Organization for Nuclear Research (CERN), Genève, Switzerland

⁴ Institute for Nuclear Research (INR), Russian Academy of Sciences, Moscow, Russia

⁵ Max-Planck-Institut für Extraterrestrische Physik, Garching, Germany

⁶ Istituto Nazionale di Fisica Nucleare (INFN), Sezione di Trieste, Trieste, Italy

⁷ Università di Trieste, Trieste, Italy

⁸ Grupo de Investigación de Física Nuclear y Astropartículas, Universidad de Zaragoza, Zaragoza, Spain

⁹ Istanbul Bilgi University, High Energy Physics Research Center, Eyup, Istanbul, 34060, Turkey

¹⁰ DTU Space, National Space Institute, Technical University of Denmark, Lyngby, Denmark

‡ Present address: Institute of High Energy Physics, Chinese Academy of Sciences, Beijing

§ Present address: Department of Physics, Yale University, New Haven, Connecticut 06511, USA

|| Present address: Extreme Light Infrastructure - Nuclear Physics (ELI-NP), 077125 Magurele, Romania

¶ Also at: School of Space Research, Kyung Hee University, Yongin, Republic of Korea.

+ Present address: Dept. of Physics and Astronomy, University of California, Irvine, CA 92697, USA.

¹¹ Physikalisches Institut, University of Bonn, Germany.

¹² Aristotle University of Thessaloniki, Thessaloniki, Greece

¹³ National Center for Scientific Research “Demokritos”, Athens, Greece

¹⁴ Albert-Ludwigs-Universität Freiburg, Freiburg, Germany

¹⁵ National Technical University of Athens, Athens, Greece

¹⁶ Physics Department and Columbia Astrophysics Laboratory, Columbia University, New York, NY 10027, USA

¹⁷ Department of Physics and Astronomy, University of British Columbia, Vancouver, Canada

¹⁸ Xi’an Jiaotong University, School of Science, Xi’an, P.R. China

¹⁹ Johann Wolfgang Goethe-Universität, Institut für Angewandte Physik, Frankfurt am Main, Germany

²⁰ Rudjer Bošković Institute, Zagreb, Croatia

²¹ Department of Physics and Centre for Micro and Nano Sciences and Technologies, University of Rijeka, Rijeka, Croatia.

²² Center for Axion and Precision Physics Research, Institute for Basic Science (IBS), Daejeon 34141, Republic of Korea.

²³ Technische Universität Darmstadt, IKP, Darmstadt, Germany

²⁴ Lawrence Livermore National Laboratory, Livermore, CA 94550, USA

²⁵ Max-Planck-Institut für Physik (Werner-Heisenberg-Institut), München, Germany

²⁶ Department of Physics, Korea Advanced Institute of Science and Technology (KAIST), Daejeon 34141, Republic of Korea

²⁷ Max-Planck-Institut für Sonnensystemforschung, Göttingen, Germany

²⁸ Institut de Physique Thorique, CEA, IPhT, CNRS, URA 2306, F-91191 Gif/Yvette Cedex, France

E-mail: krieger@physik.uni-bonn.de

Abstract.

We report on a new search for solar chameleons with the CERN Axion Solar Telescope (CAST). A GridPix detector was used to search for soft X-ray photons in the energy range from 200 eV to 10 keV from converted solar chameleons. No significant excess over the expected background has been observed in the data taken in 2014 and 2015. We set an improved limit on the chameleon photon coupling, $\beta_\gamma \lesssim 5.7 \times 10^{10}$ for $1 < \beta_m < 10^6$ at 95% C.L. improving our previous results by a factor two and for the first time reaching sensitivity below the solar luminosity bound for tachocline magnetic fields up to 12.5 T.

Keywords: chameleon, CAST, GridPix, X-ray, tachocline, dark energy

Submitted to: *JCAP*

1. Introduction

Dark energy in particular, as well as the dark sector of cosmology in general, is one of today's great challenges in fundamental physics. Dark energy, needed to explain the observed acceleration of the universe's expansion, could be introduced by modifying General Relativity. This can be accomplished via a new scalar field along with a screening mechanism to avoid unnatural effects such as the appearance of a fifth force with long range. In case of the chameleon, one of the leading candidates for dark energy, non-linear self-interaction and interactions with matter cause these particles to have an "effective mass" depending on the ambient mass (energy) density leading to the so-called chameleon screening mechanism and giving rise to the name of this dark energy candidate [1, 2, 3] (for a comprehensive theoretical treatment we refer to [4]). Experimental constraints on chameleon models arise e.g. from fifth force gravity experiments, atomic spectroscopy, and atom and neutron interferometry. A recent summary of experimental constraints is given in [5].

Although the chameleon can currently only be described as a low energy model in the form of an effective field theory, missing a high energy description from an ultraviolet completion (e.g. string theory), its introduction predicts interesting phenomena. This justifies investigations and searches like the one presented here.

Through an effective chameleon-photon coupling chameleons can be produced via the Primakoff effect, similar to axions, leading to the prediction of solar chameleons. While for chameleon production in the nuclear coulomb fields of the solar core's plasma, no theoretical calculations exist up to now, one can consider regions in the solar interior featuring strong transverse magnetic fields. The tachocline, a solar region located at approximately $0.7 R_{\odot}$, is widely believed to be a source of highly intense magnetic fields formed through differential rotation. The chameleon production in the tachocline and their propagation through the solar medium as well as their journey to an earth-based helioscope have been studied in detail in the proposal [6] and also in [7].

Solar chameleons from the tachocline have energies below 2 keV (the flux typically peaking at about 600 eV). Through the inverse Primakoff effect they can be (re)converted into soft X-ray photons inside a strong magnetic field. Thus, an axion helioscope such as the CERN Axion Solar Telescope (CAST) [8] can be used as a chameleon helioscope given X-ray detectors sensitive in the sub-keV energy range.

As the effective mass of the chameleon decreases with falling density, the free space from Sun to Earth as well as the Earth's atmosphere are traversed basically unhindered, so are the evacuated cold bores of the CAST magnet. Inside detector materials, especially those of classical dark matter experiments, the effective chameleon mass is large. If the effective mass exceeds the chameleon's energy it cannot enter the corresponding material but is reflected off. In case its energy is much larger than the effective mass inside a certain material, the chameleon will hardly interact with the material making it difficult to detect in general.

In 2013 a first search for chameleons at CAST was performed using a silicon drift

detector built mostly from commercially available components [9] following the proposal of the chameleon heliscope technique in [6]. In this paper we present the results of a follow-up of this first search utilizing the powerful combination of an X-ray telescope [10] with a novel GridPix detector [11, 12] improving on our previous result by about a factor of two and for the first time reaching sensitivities below the solar luminosity bound.

We discuss uncertainties in the tachocline magnetic field strength, its radial position and dimension as well as the fraction of solar luminosity emitted as chameleons. We also consider different cases of the chameleon potential and show that our upper bound, $\beta_\gamma \lesssim 5.7 \times 10^{10}$, is almost independent of the type of inverse power law potential used.

2. Theoretical solar chameleon spectrum

Solar chameleons can be produced through the Primakoff effect from the photon flux emanating from the solar core [6, 7]. In the following a (very) brief summary of the computation and calculation of the solar chameleon flux emerging from the solar tachocline due to photon-to-chameleon conversion inside the strong tachocline magnetic field is given, for more details the reader is referred to [9] and especially [7].

The conversion probability of photons into chameleons within a magnetized region with constant magnetic field B over a distance l can be given as [7]

$$p_{\gamma \rightarrow \phi}(l) = \frac{\beta_\gamma^2 B^2 l_\omega^2}{4M_{\text{Pl}}^2} \sin^2 \frac{l}{l_\omega}, \quad (1)$$

where $M_{\text{Pl}} \sim 2 \times 10^{18}$ GeV is the reduced Planck mass, the coherence length l_ω is given by

$$l_\omega = \frac{4\omega}{m_{\text{eff}}^2} \quad (2)$$

with the effective chameleon mass

$$m_{\text{eff}}^2 = \beta_{\text{m}}^{(n+2)/(n+1)} \omega_\rho^2 - \omega_{\text{pl}}^2, \quad (3)$$

where we have defined

$$\omega_\rho^2 = \frac{(n+1)\rho}{M_{\text{Pl}}} \left(\frac{\rho}{n M_{\text{Pl}} \Lambda^{n+4}} \right)^{1/(n+1)} \quad (4)$$

and the plasma frequency is $\omega_{\text{pl}}^2 = \frac{4\pi\alpha\rho}{m_e m_p}$. $\alpha \sim 1/137$ is the fine structure constant, m_p and m_e are the proton and electron mass respectively. The effective chameleon mass depends on the density ρ and the chameleon matter coupling constant β_{m} . The index $n > 0$ defines the chameleon model and is linked to the scalar potential $\frac{\Lambda^{n+4}}{\phi^n}$ where $\Lambda \sim 10^{-3}$ eV is the dark energy scale. Here, we assume the mixing angle $\theta = \frac{\omega B \beta_\gamma}{M_{\text{Pl}} m_{\text{eff}}^2}$ to be $\theta \lesssim 1$.

Taking into account the random walk that photons perform within the solar plasma, assuming non-resonant chameleon production and integrating over the Sun or the tachocline region, respectively, it is possible to compute the total chameleon luminosity of the the Sun which depends on β_γ^2 . Calibrating β_γ in a way so the solar chameleon

luminosity does not exceed 10% of the solar luminosity the upper solar luminosity bound $\beta_\gamma^{\text{sun}}$ can be computed to $\beta_\gamma^{\text{sun}} = 6.46 \times 10^{10}$ for $n = 1$, a tachocline of width $0.01 R_\odot$ located at $0.7 R_\odot$ and a tachocline magnetic field of 10 T [9].

3. Experimental setup

As the inverse Primakoff effect for chameleons is quite similar to the same effect for axions, an axion helioscope such as CAST can be used as a chameleon helioscope. The axion-photon coupling constant $g_{a\gamma}$ [13] is then replaced by the chameleon-photon coupling constant β_γ . Due to the different production region in the Sun, the X-ray spectrum expected from solar chameleons converted into photons peaks around 600 eV instead of a few keV as for axions. Thus, X-ray detectors sensitive in the sub-keV range are required as well as fully evacuated cold bores.

For the solar axion search the CAST detectors were matched in terms of sensitivity and energy threshold to the expected solar axion spectrum, meaning an energy threshold of above 1 keV. Additionally, after CAST's phase one operation with evacuated cold bores in 2003 and 2004 [14, 15], the cold bores were filled with helium between 2005 and 2012 [16, 17, 18]. When CAST switched back to vacuum operation (including the removal of thin cold windows inside the bores which showed a cutoff below 1 keV) in 2013, also one of its previous X-ray detectors, the pnCCD [10], was decommissioned, allowing for the installation of a new X-ray detector with sub-keV sensitivity, converting CAST into a chameleon helioscope.

The new X-ray detector, the GridPix detector [12], was installed in October 2014 behind the MPE X-ray telescope (XRT) of CAST [10], a flight spare of the ABRIXAS space mission, and took data until it was dismantled at the end of 2015. While the MPE XRT was being (re)calibrated at the PANTER facility, a first chameleon search was conducted at CAST during a short period in 2013 using a silicon drift detector (SDD) built from mostly commercially available equipment [9]. This first result of CAST's chameleon search is to be improved by the powerful combination of the GridPix detector with the X-ray optics.

The GridPix detector was mounted to the XRT by means of a small interface vacuum system as described in [12]. The detector and its infrastructure were located on the sunrise side of CAST, thus, participating in the morning solar trackings (about 90 min per day). Solar chameleons could convert into soft X-ray photons within the cold bore (diameter 43 mm) inside the magnetic field of 9 T provided by the CAST magnet (a decommissioned LHC prototype magnet) over a length of 9.26 m and then be detected in the XRT/GridPix system.

4. The GridPix detector

A gaseous X-ray detector is used to detect the photons focused by the XRT. This detector and its performance during the data taking are described in detail in [12],

while here only a short summary is given. The basis of the detector is a GridPix, which is a combination of a Timepix ASIC [19] and a Micromegas gas amplification stage. The readout chip features 256×256 pixels with a pitch of $55 \times 55 \mu\text{m}^2$. The Micromegas stage was produced directly on top of the chip by photolithographic postprocessing techniques, which allow for small feature sizes and precise alignment. In this way each grid hole of the mesh was placed directly above one pixel. A single electron liberated by the X-ray photon interaction is guided into one hole, where an avalanche multiplication increases the charge by a gain of $G \approx 2500$. Since the complete avalanche is collected by one readout pixel with a typical threshold around 700 electrons, signals of most primary electrons are recorded individually resulting in a high resolution image of the event.

A cross-sectional view of the detector is shown in figure 1. The drift volume has a length of 3 cm and is filled with a gas mixture of argon:isobutane (97.7:2.3) at a constant pressure of 1050 mbar. A drift field of 500 V/cm is applied.

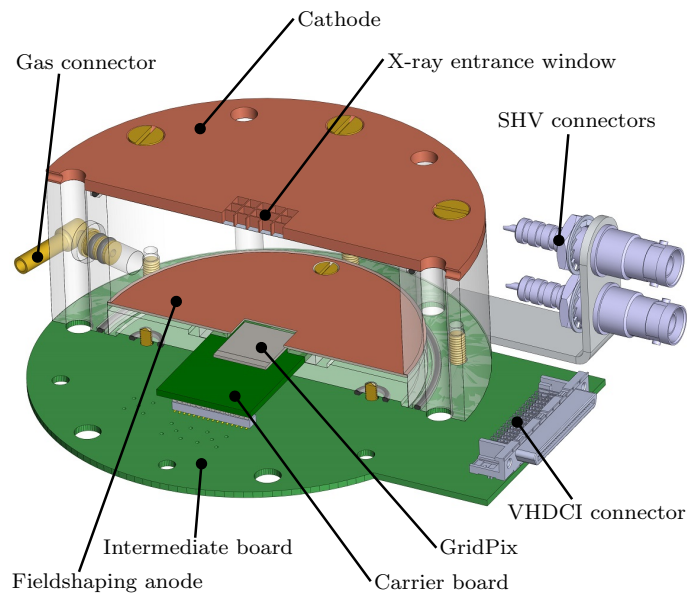


Figure 1. Cross-sectional view of the detector.

A crucial request for the chameleon search is a high detection efficiency for low-energy X-ray photons. Minimizing the material in front of the sensitive detector volume is thus of high importance. Therefore, a $2 \mu\text{m}$ thick Mylar foil with a 40 nm layer of aluminum was used as entrance window and simultaneously as cathode of the drift volume. The foil was mounted on a copper strongback covering 17.4% of the total area. To improve the vacuum in the XRT down to the required 2×10^{-6} mbar a differential pumping scheme had to be used, requiring an additional vacuum window made of $0.9 \mu\text{m}$ of Mylar. The total transparency of all windows times the absorption probability in the gas volume yields the detection probability and is shown in figure 2 depending on the X-ray energy.

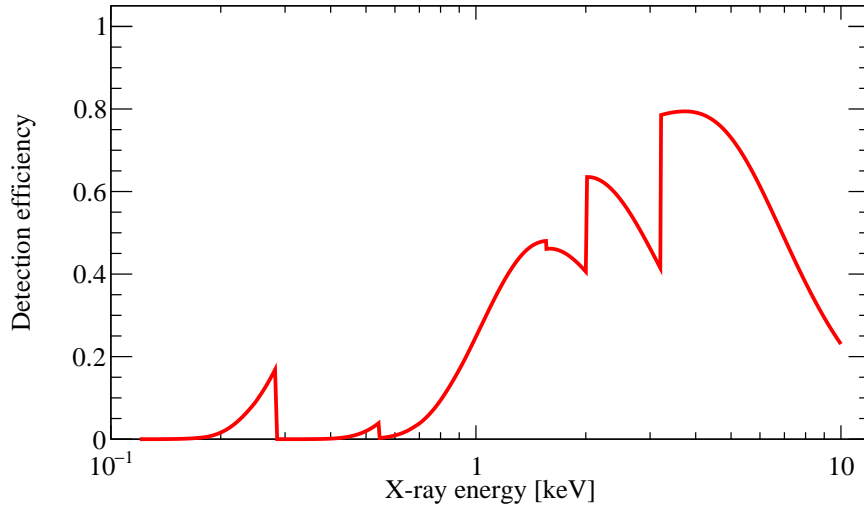


Figure 2. Total detection efficiency of the detector. Curve based on transmission data provided by a web-based generator [20] relying on the semi-empirical approach described in [21].

Prior to the data taking campaigns in 2014 and 2015, the detector response to X-ray photons of different energies was characterized with a variable X-ray generator [22]. A stable operation, good energy linearity and energy resolution could be demonstrated. Also, a data sample of signals of pure X-ray photons important for a likelihood based background suppression could be collected.

The operation of the GridPix detector at CAST lasted over six months split in a short test run in October and November 2014 and a long run from June to November 2015. During this time a total of 254 h of solar tracking and 4785 h of background data were recorded. During this time the detector worked reliably and no detector related downtime occurred. A daily calibration run with an ^{55}Fe source showed variations of only a few percent in the gas gain, which is expected because of the changing environmental conditions, in particular of the ambient temperature.

5. Background suppression and rates

All events recorded with the GridPix detector that contain at least three activated pixels are reconstructed using the MarlinTPC framework [23]. Details on the reconstruction and data acquisition scheme can be found in [12, 22]. Based on information gained from the daily in-situ calibrations with the ^{55}Fe source the energy of each reconstructed event is computed along with a set of eventshape variables exploiting the high spatial resolution of the Timepix ASIC.

In [22] three eventshape variables have been identified, which provide a good separation power to differentiate X-ray events from non-X-ray events: eccentricity (a measure for the circularity of the event), length divided by root mean square (rms) along

the short axis and fraction of pixels within radius of one rms (the latter two providing handles on the shape of the distribution of pixels within the reconstructed event). From the measurements at a variable X-ray generator [22] reference distributions of these variables for eight energy ranges in the regime up to 10 keV were obtained. These are used here to compute a likelihood value for each reconstructed event based on the reference distributions of the corresponding energy range. This provides a measure of the probability (likelihood) for an X-ray, of given energy, to look like the observed event. By only keeping those events passing a certain threshold for the likelihood value, the vast majority of non-X-ray events is removed from the data set resulting in a suppression of non-X-ray-like background events. The likelihood threshold for each range is found by adjusting it such that 80% of events from pure X-ray data sets (reference data sets) are kept, defining a software efficiency $\epsilon_{\text{SW}} = 0.8$. As the chosen eventshape variables are constructed to be independent of drift properties (to avoid the necessity of e.g. a temperature compensation) an additional loose cleaning cut is required to remove those X-ray-like events which due to their size (rms value) cannot stem from X-ray conversions inside the detector.

In figure 3 the position of events passing the likelihood based background suppression is shown for X-ray energies up to 10 keV. Only events within a radius of 4.5 mm around the GridPix' center are fully contained on the chip with their eventshape and energy correctly reconstructed. The number of events, and therefore the background rate, is lowest in the central region. This is most likely caused by tracks only partially contained on the GridPix mimicking X-ray like, circular shaped events. Therefore two regions are defined: the *gold* region comprising the innermost $5 \times 5 \text{ mm}^2$ of the chip and the *silver* region which is a circle of 4.5 mm radius around the chip center minus the *gold* region. The resulting background rates before and after application of the likelihood based background suppression method are shown in figure 4 for *gold* and *silver* region respectively. In the energy regime of 0.2 keV to 2 keV, relevant for the detection of solar chameleons, a rate of less than $10^{-4} / \text{keV}/\text{cm}^2/\text{s}$ is achieved in the *gold* region which corresponds to an improvement of approximately one order of magnitude compared to the SDD used in CAST's previous chameleon search [9].

6. Analysis and results

From the background rates in figure 4 the expected number of background counts during the solar tracking can be extrapolated for *gold* and *silver* regions. In figure 5 and figure 6 the expected background counts are compared to the observed data points for an energy range from 0.2 keV to 2 keV. Chameleons entering the evacuated cold bores of CAST first have to pass through the sunset detectors of CAST, in particular their lead shielding. Therefore, an energy threshold of 0.2 keV has been chosen which is well above the maximum chameleon effective mass in lead ($m_{\text{eff}} = 135 \text{ eV}$ for $n = 1$, $\beta_m = 10^6$) [9] so no absorption effects have to be taken into account.

The observed counts agree with the background prediction within statistical

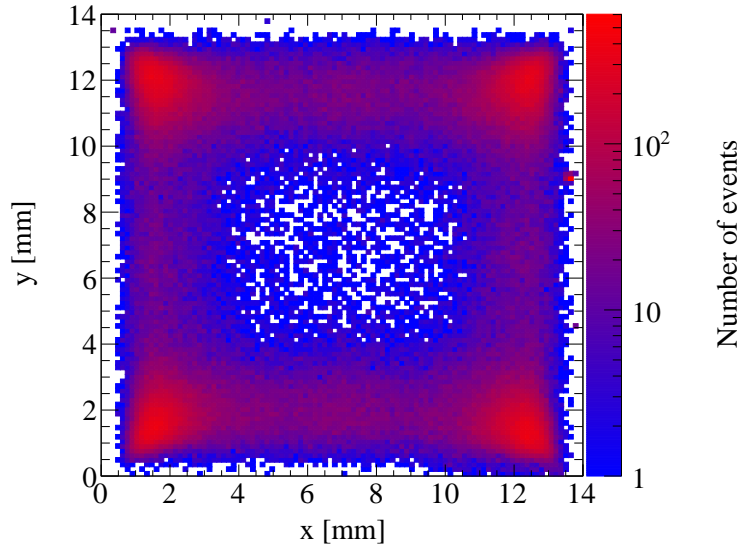


Figure 3. Positions of X-ray like events up to 10 keV in the GridPix detector.

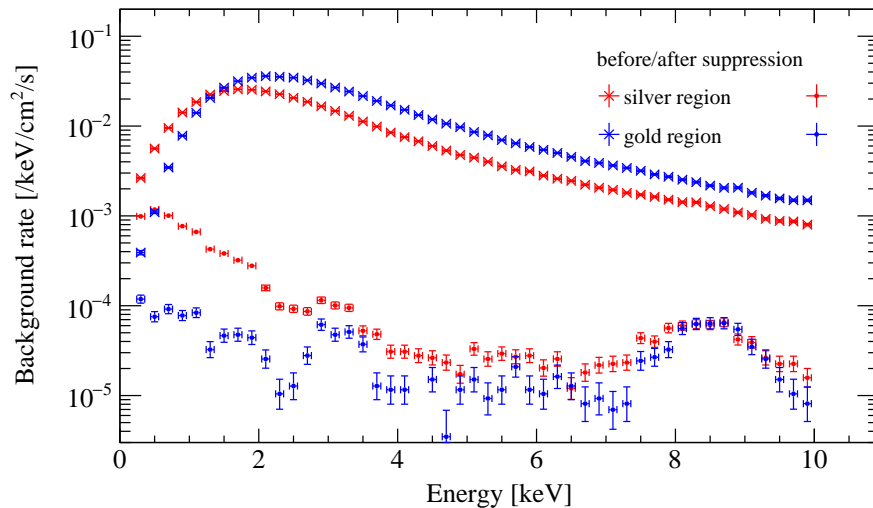


Figure 4. Background rate before and after application of the likelihood based background suppression method for *gold* and *silver* region.

uncertainties, no excess over the prediction is observed. Hence, an upper bound on the chameleon photon coupling β_γ can be calculated. Here, `TLimit` will be used for this purpose, the `ROOT` implementation of `mclimit` [24], which applies the likelihood ratio method to compute confidence levels CL_b and CL_{s+b} for the background-only and signal plus background hypotheses, respectively. The signal hypothesis is then tested using $CL_s = CL_{s+b}/CL_b$ [25]. `TLimit` computes observed as well as expected confidence levels from given expected background, expected signal and observed data histograms,

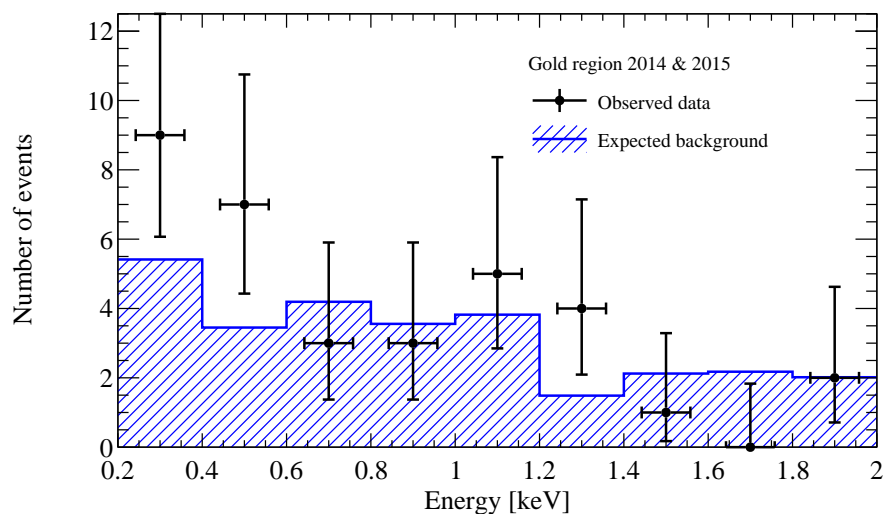


Figure 5. Observed data points and background prediction in *gold* region. Data points from sunrise data set are almost perfectly compatible with the predicted background considering fluctuations within statistical uncertainties.

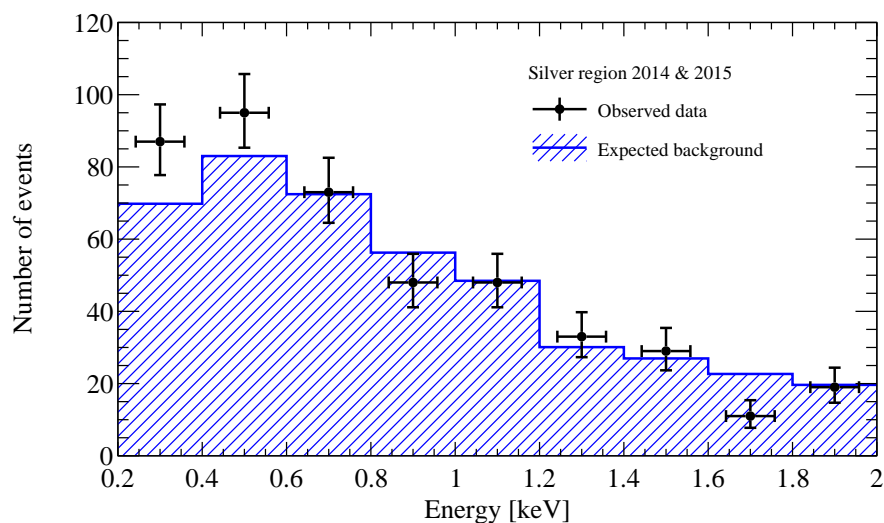


Figure 6. Observed data points and background prediction in *silver* region. Data points from sunrise data set are well compatible with the predicted background considering fluctuations within statistical uncertainties.

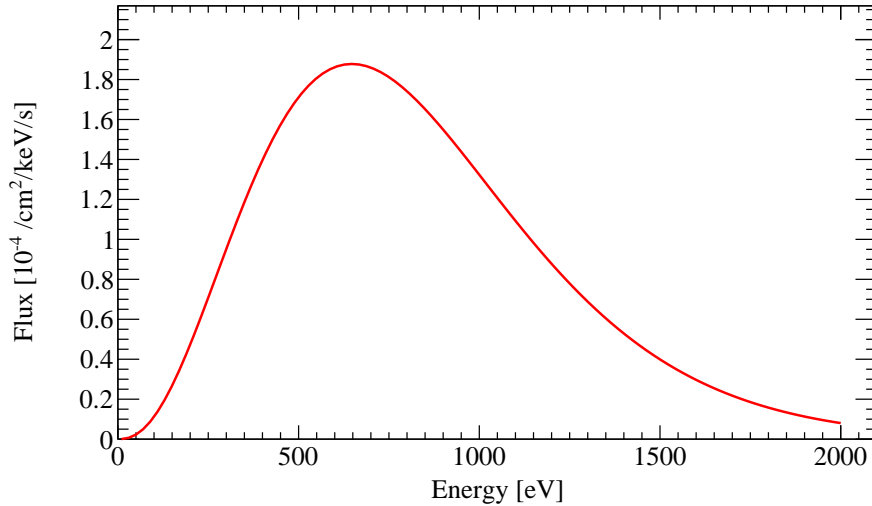


Figure 7. Photon flux from solar chameleons reconvertng into photons inside the CAST magnet for $\beta_\gamma = \beta_\gamma^{\text{sun}}$. The aperture of the CAST magnet is not taken into account.

statistical as well as systematic uncertainties can be included.

The expected signal in *gold* and *silver* region for a given chameleon photon coupling β_γ is derived from the photon flux originating from solar chameleons converted inside the CAST magnet. The latter one is obtained by multiplying the solar chameleon flux with the conversion probability ((1)) using $B = 9$ T and $l = 9.26$ m, and shown in figure 7 for $\beta_\gamma = \beta_\gamma^{\text{sun}}$. As the angular size of the solar tachocline (6.5 mrad for a sphere with a diameter of $0.7 R_\odot$) is larger than the aperture of the CAST magnet not all possible chameleon trajectories which can reach the detector through the X-ray telescope see the full length of the magnetic field. This has to be taken into account as well as the imaging of the X-ray telescope, especially its angular behavior and its efficiency (transmission) as function of X-ray energy. The X-ray telescopes efficiency drops (approximately) linear with the off-axis angle of an incoming X-ray beam, for X-ray energies below 2 keV the efficiency drops to 62.2% of the on-axis value at an off-axis angle of $10'$ [10, 26]. The geometry of the CAST magnet bore and the imaging through the X-ray telescope are modeled in a small, simplified ray-tracing simulation similar to the one used in [9]. As a result the chameleon image of the Sun as observable at the detector's position can be computed as it is shown in figure 8. The ring-like shape originates from the production in the tachocline. The *gold* and *silver* region are indicated in the image, about a third of the flux is lost outside the silver region. Despite the higher background level the *silver* region still contributes to the observed upper bound on the chameleon photon coupling as it receives approximately the same flux as the *gold* region.

To get the expected number of signal counts, in addition the total solar tracking time, the detection efficiency of the GridPix detector (see figure 2) and the software efficiency of the background suppression method are included. The resulting, observable

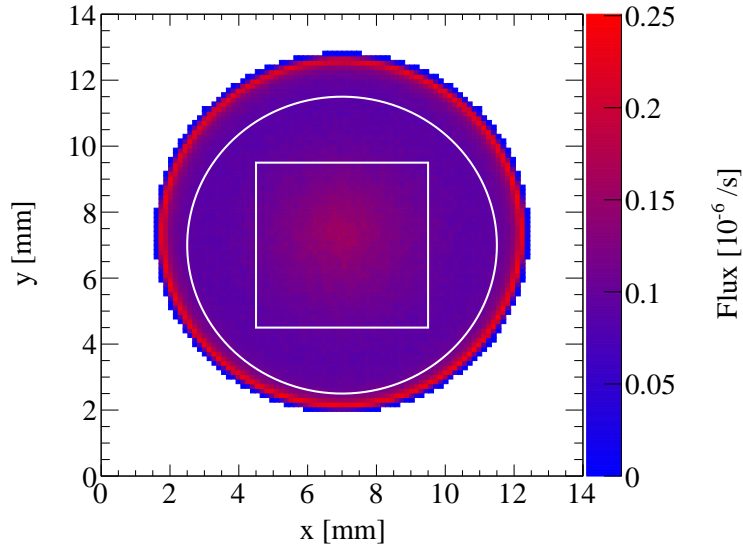


Figure 8. Chameleon image of the Sun as observable at the GridPix detector's position taking into account the geometry of the CAST magnet as well as the imaging of the X-ray telescope. The square *gold* and the circular *silver* regions are indicated with white lines.

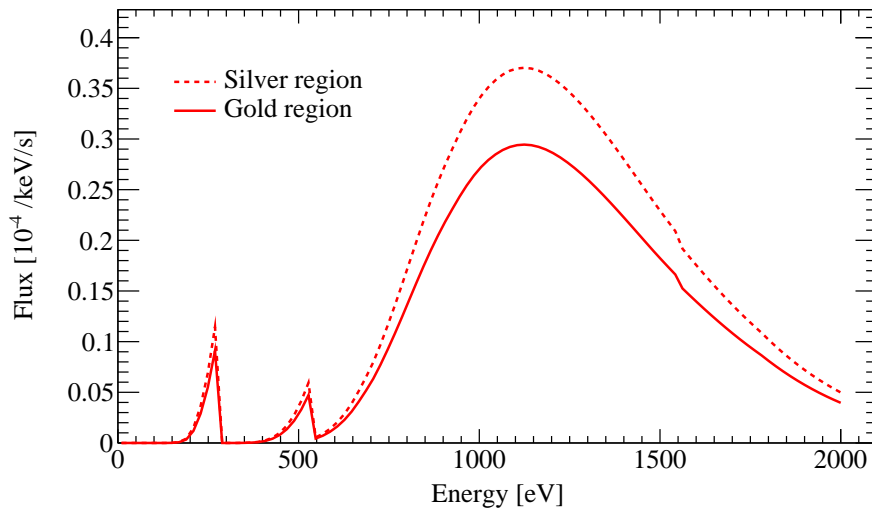


Figure 9. Expected signal from solar chameleons observable with the GridPix detector in *gold* and *silver* region for a chameleon photon coupling $\beta_\gamma = \beta_\gamma^{\text{sun}}$.

solar chameleon spectra for *gold* and *silver* region are shown in figure 9 for a chameleon photon coupling $\beta_\gamma = \beta_\gamma^{\text{sun}}$, clearly the influence of the detector window on the shape of the chameleon spectrum is visible, especially when comparing to the flux entering the XRT (see figure 7). The expected signal for different values of β_γ can be obtained by rescaling the spectra according to its dependence on β_γ^4 .

chip region	systematic uncertainty	
	gold	silver
pointing accuracy	3.0 %	9.0 %
detector alignment	1.0 %	5.0 %
XRT off-axis behavior	1.5 %	3.0 %
XRT on-axis transmission		1.8 %
differential window transmission		1.7 %
detector window transmission		3.9 %
detector window optical transparency		2.0 %
detector gas absorption		0.1 %
software efficiency		3.7 %
total	7.2 %	12.4 %

Table 1. List of estimated systematic uncertainties on the expected signal. The uncertainties resulting from imaging effects differ for *gold* and *silver* region and are therefore stated separately where necessary.

For the background prediction the statistical uncertainty on each bin is included in the analysis with `TLimit` while for the signal prediction different sources for systematic uncertainties are included which sum up to a total systematic uncertainty on the expected signal of 7.2 % (12.4 %) for the *gold* (*silver*) region. The individual contributions to the systematic uncertainty are listed in table 1 and were estimated by varying the corresponding parameters of the signal computation within reasonable ranges.

With these inputs the expected 95 % confidence level upper bound on the chameleon photon coupling is computed to

$$\beta_\gamma < (5.53_{-0.43}^{+0.52}) \times 10^{10} \quad (5)$$

which is an improvement compared to our previous result by a factor of about two, as illustrated in figure 10. Here, the uncertainty specifies the 1σ range for experimental outcomes of hypothetical background-only experiments. The observed 95 % confidence level upper bound on the chameleon photon coupling is

$$\beta_\gamma < 5.74 \times 10^{10} \quad (6)$$

which is indeed, as expected, below the upper limit given by the solar luminosity bound.

Of course, the obtained result depends on the solar model considered. Here, we focused on the scenario with a magnetic field of 10 T in the tachocline. The uncertainty on the tachocline field is believed to be in the range of 4 T to 25 T [27, 28, 29]. Hence the CAST limit on the chameleon photon coupling can be shifted by a factor of about $2.5^{1/2}$ up or down as illustrated in figure 11. The limit obtained with the GridPix detector is below the solar luminosity bound for values of tachocline magnetic fields up to 12.5 T.

As for our previous result, we have studied the influence of the tachocline position and width on the observed upper bound on the chameleon photon coupling. The

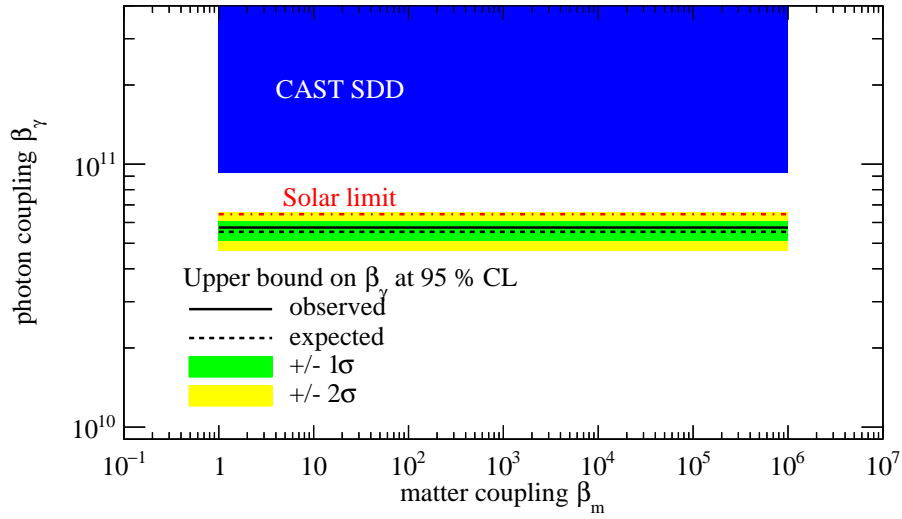


Figure 10. Exclusion plot showing the observed upper bound on the chameleon photon coupling β_γ obtained from the measurements with the GridPix detector in 2014 and 2015. The previous upper bound achieved by CAST using an SDD [9] is depicted in blue. The observed upper bound is shown as solid black line, the expected value as dashed black line with the $\pm 1\sigma$ and $\pm 2\sigma$ shown in green and yellow respectively. The upper limit given by the solar luminosity bound is shown as dashed and dotted line in red.

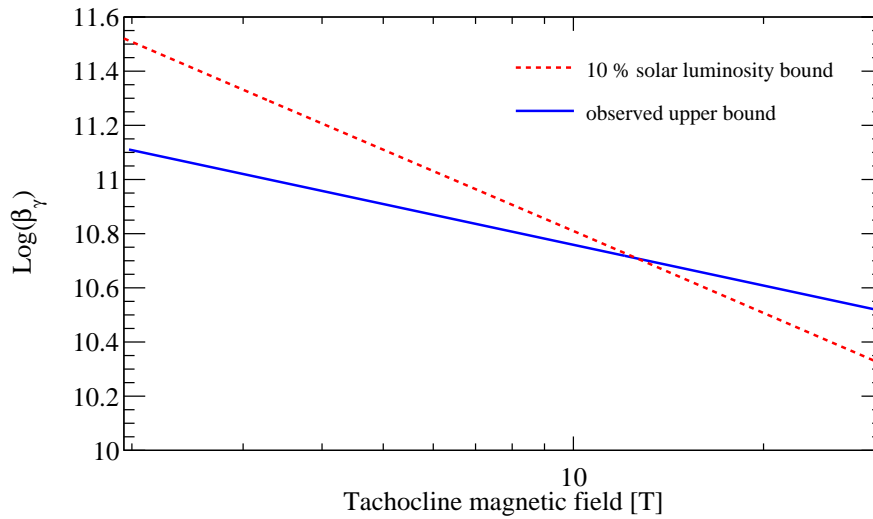


Figure 11. Upper bound on β_γ for different tachocline magnetic fields in blue. As comparison the 10% solar luminosity bound is drawn as dashed red line.

Tachocline		β_γ at 95% CL		$\beta_\gamma^{\text{sun}}$
position [R_\odot]	width [R_\odot]	expected	observed	
0.7	0.01	$(5.53^{+0.52}_{-0.43}) \times 10^{10}$	5.74×10^{10}	6.46×10^{10}
0.66	0.01	$(4.94^{+0.45}_{-0.39}) \times 10^{10}$	4.98×10^{10}	5.89×10^{10}
0.66	0.04	$(3.54^{+0.31}_{-0.28}) \times 10^{10}$	3.58×10^{10}	2.95×10^{10}
0.7	0.1 linear	$(4.19^{+0.38}_{-0.33}) \times 10^{10}$	4.36×10^{10}	4.47×10^{10}

Table 2. Upper bound on β_γ derived from the measurements with the GridPix detector for different solar models, all using the 10% solar luminosity bound.

tachocline has been shifted down to $0.66 R_\odot$ and its width changed from $0.01 R_\odot$ to $0.04 R_\odot$. Additionally, a linearly decreasing magnetic field (10 T at $0.7 R_\odot$ down to 0 T at $0.8 R_\odot$) has been considered. The changes to the bound on β_γ can be found in table 2. For most of the scenarios the observed bound is below the solar luminosity bound and we found, that in general, irrespectively of the astrophysics of the tachocline, $\beta_\gamma < 6 \times 10^{10}$ is satisfied.

7. Discussion

The chameleon parameter space is spanned by three parameters: the chameleon matter coupling constant β_m , the (effective) chameleon photon coupling constant β_γ and a discrete index n which defines the Dark Energy model considered. Our improved result for the upper limit on the chameleon photon coupling β_γ is presented in figure 12 for $n = 1$ along with other experimental bounds. Some of these are only sensitive to the chameleon matter coupling and, therefore result in vertical lines in the shown exclusion plot. While torsion pendulum tests of presence of new scalar forces lead to a lower bound on the chameleon matter coupling β_m (in green) [30], neutron interferometry (lilac) [31] and the atom-interferometry technique (dark red line) [32, 33] lead to an upper bound where the latter provides the strongest bound. A large upper bound on the chameleon photon coupling is provided by precision tests of the Standard Model [34], these kinds of tests are sensitive only to the coupling to gauge bosons, in this case photons. From astrophysics an upper bound can be derived through analysis of the polarisation of the light coming from astronomical objects [35].

While our result only considers non-resonant chameleon production in the Sun and therefore only provides an upper bound for the chameleon photon coupling constant for a chameleon matter coupling up to $\beta_m < 10^6$, the CHASE experiment [36] is sensitive to β_γ up to $\beta_m \sim 10^{14}$. Taking into account the strong upper and lower bounds provided by the atom-interferometry technique and torsion pendulum experiments only the region of $15.33 < \beta_m < 3.57 \times 10^2$ has not yet been excluded on the β_m axis. This small region is further and significantly reduced by our improved upper bound on the chameleon photon coupling $\beta_\gamma < 5.74 \times 10^{10}$ leaving only a small part of the parameter space open

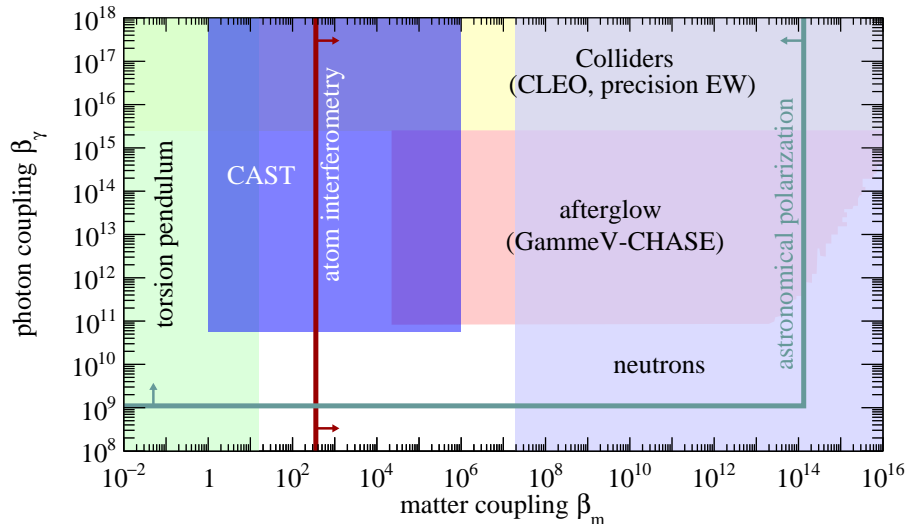


Figure 12. Exclusion region for chameleons in the β_γ - β_m plane, achieved by CAST in 2014 and 2015 using the data taken with the GridPix detector (blue). Also shown are the bounds set by torsion pendulum tests (green) [30], neutron interferometry measurements (lilac) [31], CHASE (pale orange) [36] and collider experiments (yellow) [34]. The bounds of the atom-interferometry technique [32, 33] and the astronomical polarization [35] are represented with lines.

Index n	β_γ at 95% CL	
	expected	observed
1	$(5.53^{+0.52}_{-0.43}) \times 10^{10}$	5.74×10^{10}
2	$(5.51^{+0.51}_{-0.43}) \times 10^{10}$	5.69×10^{10}
4	$(5.49^{+0.49}_{-0.44}) \times 10^{10}$	5.67×10^{10}
6	$(5.50^{+0.50}_{-0.44}) \times 10^{10}$	5.67×10^{10}

Table 3. Upper bound on β_γ derived from the measurements with the GridPix detector at CAST for different values of the index n which defines the chameleon model.

for the $n = 1$ scenario.

As already shown in CAST's previous solar chameleon search [9], also our improved result is to a large extent insensitive to n , as visible from the results for different values of n listed in table 3. This insensitivity to n is caused by the restriction to non-resonant chameleon production in the Sun.

In addition, the influence of uncertainties in the solar model assumptions have been studied. For example, if the solar luminosity bound is reduced by one order of magnitude, $\beta_\gamma^{\text{sun}}$ is reduced by a factor $\sqrt{10}$ while the observed limit remains unchanged, thus weakening the limit with respect to the solar luminosity bound. Uncertainty of the tachocline size and position as well as the radial field strength and distribution, may lead

to a change of the observed limit by a factor 1.6 (see table 2) following a conservative approach. Similarly, also the uncertainty on the tachocline magnetic field strength give an uncertainty on the observed upper bound for β_γ corresponding to a factor 1.6 up or down considering magnetic fields in the range of 4 T to 25 T, see also figure 11.

8. Conclusions

Summarizing, the first upper bound derived by the experimental approach using a magnetic helioscope, on the chameleon photon coupling β_γ derived by CAST using an SDD without X-ray optics has been significantly improved by utilizing a novel GridPix detector in combination with the MPE XRT, now giving an upper bound of $\beta_\gamma < 5.74 \times 10^{10}$, which for the first time in CAST allows surpassing the solar luminosity bound. Together with other experimental bounds, this restricts the chameleon parameter space to the region confined by $15.33 < \beta_m < 3.57 \times 10^2$ and $\beta_\gamma < 5.74 \times 10^{10}$ for $n = 1$.

This result may be further improved in the near future by a new and upgraded GridPix detector currently operated at CAST now covering a larger active area, implementing the analogue Grid signal as well as two veto scintillators which along with improved background suppression algorithms should lead to a significant reduction in background rate. Along with the first time usage of ultrathin silicon nitride windows that increase the detector's X-ray detection efficiency in the sub-keV range, this should lead to a further improved sensitivity. Also, a different technique exploiting the chameleon matter coupling by directly detecting solar chameleons focused by an XRT on a radiation pressure device [37] has been operated on CAST and is continuously being developed.

9. Acknowledgments

We thank CERN for hosting the experiment and for technical support to operate the magnet and cryogenics.

We acknowledge support from NSERC (Canada), MSE (Croatia) and Croatian Science Foundation under the project IP-2014-09-3720, CEA (France), BMBF (Germany) under the grant numbers 05 CC2EEA/9 and 05 CC1RD1/0 and DFG (Germany) under grant numbers HO 1400/7-1 and EXC-153, GSRT (Greece), NSRF: Heracleitus II, RFFR (Russia), the Spanish Ministry of Economy and Competitiveness (MINECO) under Grants No. FPA2011-24058 and No. FPA2013-41085-P (grants partially funded by the European Regional Development Fund, ERDF/FEDER), the European Research Council (ERC) under grant ERC-2009-StG-240054 (T-REX), Turkish Atomic Energy Authority (TAEK), NSF (USA) under Award No. 0239812, NASA under the grant number NAG5-10842, the University of Rijeka under grant number 13.12.2.2.09, and IBS (Korea) with code IBS-R017-D1-2017-a00. Part of this work was performed under the auspices of the U.S. Department of Energy by Lawrence Livermore National Laboratory under Contract No. DE-AC52-07NA27344.

References

- [1] Khoury J and Weltman A 2004 *Phys. Rev. Lett.* **93** 171104
- [2] Khoury J and Weltman A 2004 *Phys. Rev. D* **69** 044026
- [3] Brax P, van de Bruck C, Davis A C, Khoury J and Weltman A 2004 *Phys. Rev. D* **70** 123518
- [4] Joyce A, Jain B, Khoury J and Trodden M 2015 *Phys. Rep.* **568** 1–98
- [5] Burrage C and Sakstein J 2018 *Living Rev. Relativ.* **21** 1
- [6] Brax P and Zioutas K 2010 *Phys. Rev. D* **82** 043007
- [7] Brax P, Lindner A and Zioutas K 2012 *Phys. Rev. D* **85** 043014
- [8] Zioutas K *et al.* 1999 *Nucl. Instr. Meth. Phys. Res. A* **425** 480–487
- [9] Anastassopoulos V *et al.* (CAST collaboration) 2015 *Phys. Lett. B* **749** 172–180
- [10] Kuster M *et al.* 2007 *New J. Phys.* **9** 169
- [11] Krieger C, Kaminski J and Desch K 2013 *Nucl. Instr. Meth. Phys. Res. A* **729** 905–909
- [12] Krieger C, Kaminski J, Lupberger M and Desch K 2017 *Nucl. Instr. Meth. Phys. Res. A* **867** 101–107
- [13] Anastassopoulos V *et al.* (CAST collaboration) 2017 *Nat. Phys.* **13** 584–590
- [14] Zioutas K *et al.* (CAST collaboration) 2005 *Phys. Rev. Lett.* **94** 121301
- [15] Andriamonje S *et al.* (CAST collaboration) 2007 *J. Cosmol. Astropart. Phys.* **2007** 010
- [16] Arik E *et al.* (CAST collaboration) 2009 *J. Cosmol. Astropart. Phys.* **2009** 008
- [17] Arik M *et al.* (CAST collaboration) 2011 *Phys. Rev. Lett.* **107** 261302
- [18] Arik M *et al.* (CAST collaboration) 2014 *Phys. Rev. Lett.* **112** 091302
- [19] Llopart X, Ballabriga R, Campbell M, Tlustos L and Wong W 2007 *Nucl. Instr. Meth. Phys. Res. A* **581** 485–494
- [20] Gullikson E 2010 X-Ray Interactions With Matter URL http://henke.lbl.gov/optical_constants/
- [21] Henke B, Gullikson E and Davis J 1993 *At. Data Nucl. Data Tables* **54** 181–342 ISSN 0092-640X
- [22] Krieger C, Kaminski J, Vafeiadis T and Desch K 2018 *Nucl. Instr. Meth. Phys. Res. A* **893** 26–34
- [23] Abernathy J *et al.* 2008 MarlinTPC: A common software framework for TPC development 2008 *IEEE Nuclear Science Symposium Conference Record* pp 1704–1708
- [24] Junk T 1999 *Nucl. Instr. Meth. Phys. Res. A* **434** 435–443
- [25] Read A 2002 *J. Phys. G: Nucl. Part. Phys.* **28** 2693
- [26] Friedrich P, Bräuninger H, Burkert W, Döhring T, Egger R, Hasinger G, Oppitz A, Predehl P and Trümper J 1998 X-ray tests and calibrations of the ABRIXAS mirror systems *X-Ray Optics, Instruments, and Missions* vol 3444 p 369
- [27] Weber M, Fan Y and Miesch M 2013 *Sol. Phys.* **287** 239–263
- [28] Caligari P, Moreno-Insertis F and Schüssler M 1995 *Astrophys. J.* **441** 886–902
- [29] Antia H, Chitre S and Thompson M 2003 *Astron. Astrophys.* **399** 329–336
- [30] Upadhye A 2012 *Phys. Rev. D* **86** 102003
- [31] Lemmel H, Brax P, Ivanov A, Jenke T, Pignol G, Pitschmann M, Potocar T, Wellenzohn M, Zawisky M and Abele H 2015 *Phys. Lett. B* **743** 310–314
- [32] Hamilton P, Jaffe M, Haslinger P, Simmons Q, Müller H and Khoury J 2015 *Science* **349**(6250) 849–851
- [33] Jaffe M, Haslinger P, Xu V, Hamilton P, Upadhye A, Elder B, Khoury J and Müller H 2017 *Nat. Phys.* **13** 938–942
- [34] Brax P, Burrage C, Davis A, Seery D and Weltman A 2009 *J. High Energy Phys.* **09** 128
- [35] Burrage C, Davis A and Shaw D 2009 *Phys. Rev. D* **79** 044028
- [36] Steffen J, Upadhye A, Baumbaugh A, Chou A, Mazur P, Tomlin R, Weltman A and Wester W 2010 *Phys. Rev. Lett.* **105** 261803
- [37] Baum S, Cantatore G, Hoffmann D, Karuza M, Semertzidis Y, Upadhye A and Zioutas K 2014 *Phys. Lett. B* **739** 167–173