

KONG: Kernels for ordered-neighborhood graphs

Moez Draief¹, Konstantin Kutzkov^{*2}, Kevin Scaman¹, and Milan Vojnovic²

¹Noah’s Ark Lab Paris, Huawei Technologies Ltd

²London School of Economics, London, UK

May 30, 2018

Abstract

We present novel graph kernels for graphs with node and edge labels that have ordered neighborhoods, i.e. when neighbor nodes follow an order. Graphs with ordered neighborhoods are a natural data representation for evolving graphs where edges are created over time, which induces an order. Combining convolutional subgraph kernels and string kernels, we design new scalable algorithms for generation of explicit graph feature maps using sketching techniques. We obtain precise bounds for the approximation accuracy and computational complexity of the proposed approaches and demonstrate their applicability on real datasets. In particular, our experiments demonstrate that neighborhood ordering results in more informative features. For the special case of general graphs, i.e. graphs without ordered neighborhoods, the new graph kernels yield efficient and simple algorithms for the comparison of label distributions between graphs.

1 Introduction

Graphs are ubiquitous representations for structured data and have found numerous applications in machine learning and related fields, ranging from community detection in online social networks [10] to protein structure prediction [28]. Unsurprisingly, learning from graphs has attracted much attention from the research community. Graphs kernels have become a standard tool for graph classification [18]. Given a large collection of graphs, possibly with node and edge attributes, we are interested in learning a kernel function that best captures the similarity between any two graphs. The graph kernel function can be used to classify graphs using standard kernel methods such as support vector machines.

Graph similarity is a broadly defined concept and therefore many different graph kernels with different properties have been proposed. Previous works have considered graph kernels for different graph classes distinguishing between simple unweighted graphs without node or edge attributes, graphs with discrete node and edge labels, and graphs with more complex attributes such as real-valued vectors and partial labels. For evolving graphs, the ordering of the node neighborhoods can be indicative for the graph class. Concrete examples include graphs that describe user web browsing patterns, evolving networks such as social graphs, product purchases and reviews, ratings in recommendation systems, co-authorship networks, and software API calls used for malware detection.

The order in which edges are created can be informative about the structure of the original data. To the best of our knowledge, existing graph kernels do not consider this aspect. Addressing the gap, we present a novel framework for graph kernels where the edges adjacent to a node follow specific order. The proposed algorithmic framework KONG, referring to Kernels for Ordered-Neighborhood Graphs, accommodates highly efficient algorithms that scale to both massive graphs and large collections of graphs. The key ideas are: (a) representation of each node neighborhood by a string using a tree traversal method, and (b) efficient

*Corresponding author: kutzkov@gmail.com

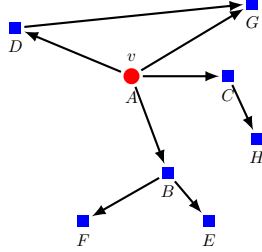


Figure 1: An illustrative example of an order-neighborhood graph: the neighbor order is the letter alphabetical order.

computation of explicit graph feature maps based on generating k -gram frequency vectors of each node’s string without explicitly storing the strings. The latter enables to approximate the explicit feature maps of various kernel functions using sketching techniques. Explicit feature maps correspond to k -gram frequency vectors of node strings, and sketching amounts to incrementally computing sketches of these frequency vectors. The proposed algorithms allow for flexibility in the choice of the string kernel and the tree traversal method. In Figure 1 we present a directed labeled subgraph rooted at node v . A breadth first-search traversal would result in the string $ABCDGEFHHG$ but other traversal approaches might yield more informative strings.

Related work Many graph kernels with different properties have been proposed in the literature. Most of them work with implicit feature maps and compare pairs of graphs, we refer to [18] for a study on implicit and explicit graph feature maps.

Most related to our work is the Weisfeiler-Lehman kernel [30] that iteratively traverses the subtree rooted at each node and collects the corresponding labels into a string. Each string is sorted and the strings are compressed into unique integers which become the new node labels. After h iterations we have a label at each node. The convolutional kernel that compares all pairs of node labels using the Dirac kernel (indicator of an exact match of node labels) is equivalent to the inner product of the label distributions. However, this kernel might suffer from *diagonal dominance* where most nodes have unique labels and a graph is similar to itself but not to other graphs in the dataset. The shortcoming was addressed in [33]. The kernel between graphs G and G' is computed as $\kappa(G, G') = \Phi(G)^T \mathcal{M} \Phi(G')$ where \mathcal{M} is a pre-computed matrix that measures the similarity between labels. The matrix can become huge and the approach is not applicable to large-scale graphs. While the Weisfeiler-Lehman kernel applies to ordered neighborhoods, for large graphs it is likely to result in many unique strings and comparing them with the Dirac kernel might yield poor results, both in terms of accuracy and scalability.

In a recent work [21] presented an unsupervised learning algorithm that generates feature vectors from labeled graphs by traversing the neighbor edges in a predefined order. Even if not discussed in the paper, the generated vectors correspond to explicit feature maps for convolutional graph kernels with Dirac base kernels. Our approach provides a highly-scalable algorithmic framework that allows for different base kernels and different tree traversal methods.

Another line of research related to our work presents algorithms for learning graph vector representations [25, 12, 23]. Given a collection of labeled graphs, the goal is to map the graphs (or their nodes) to a feature space that best represents the graph structure. These approaches are powerful and yield the state-of-the-art results but they involve the optimization of complex objective functions and do not scale to massive graphs.

Contributions The contributions of this paper can be summarized as follows:

- To the best of our knowledge, this is the first work to focus and formally define graph kernels for graphs with ordered node neighborhoods. Extending upon string kernels, we present and formally analyse a family of graph kernels that can be applied to different problems. The KONG framework presents algorithms that are efficient with respect to two parameters, the total number of graphs N and the total number of edges

M . We propose approaches that compute an explicit feature map for each graph which enables the use of linear SVMs for graph classification, thus avoiding the computation of a kernel matrix of size $O(N^2)$. Leveraging advanced sketching techniques, an approximation of the explicit feature map for a graph with m edges can be computed in time and space $O(m)$ or a total $O(M)$. We also present an extension to learning from graph streams using sublinear space $o(M)$.¹

- For general labeled graphs without neighbor ordering our approach results in new graph kernels that compare the label distribution of subgraphs using widely used kernels such as the polynomial and cosine kernels. We argue that the approach can be seen as an efficient smoothing algorithm for node labelling kernels such as the Weisfeiler-Lehman kernel. An experimental evaluation on real graphs shows that the proposed kernels are competitive with state-of-the-art kernels, achieving better accuracy on some benchmark datasets and using compact feature maps.
- The presented approach can be viewed as an efficient algorithm for learning compact graph representations. The primary focus of the approach is on learning explicit feature maps for a class of base kernels for the convolutional graph kernel. However, the algorithms learn vector embeddings that can be used by other machine learning algorithms such as logistic regression, decision trees and neural networks as well as unsupervised methods.

Paper outline The paper is organised as follows. In Section 2 we discuss previous work, provide motivating examples and introduce general concepts and notation. In Section 3 we first give a general overview of the approach and discuss string generation and string kernels and then present theoretical results. Experimental evaluation is presented in Section 4. We conclude in Section 5.

2 Preliminaries

Notation and problem formulation The input is a collection \mathbb{G} of tuples (G_i, y_i) where G_i is a graph and y_i is a class. Each graph is defined as $G = (V, E, \ell, \tau)$ where $\ell : V \rightarrow \mathcal{L}$ is a labelling function for a discrete set \mathcal{L} and τ defines ordering of node neighborhoods. For simplicity of exposition, we consider only node labels but all presented algorithms naturally apply to edge labels as well. The neighborhood of a node $v \in V$ is $N_v = \{u \in V : (v, u) \in E\}$. The ordering function $\tau_v : N_v \rightarrow \Pi(N_v)$ defines a fixed order permutation on N_v , where $\Pi(N_v)$ denotes the set of all permutations of the elements of N_v . Note that the order is local, i.e., two nodes can have different orderings for same neighborhood sets.

Kernels, feature maps and linear support vector machines A function $\kappa : \mathcal{X} \times \mathcal{X} \rightarrow \mathbb{R}$ is a valid kernel if $\kappa(x, y) = \kappa(y, x)$ for $x, y \in \mathcal{X}$ and the kernel matrix $K \in \mathbb{R}^{m \times m}$ defined by $K(i, j) = \kappa(x_i, x_j)$ for any $x_1, \dots, x_m \in \mathcal{X}$ is positive semidefinite. If the function $\kappa(x, y)$ can be represented as $\phi(x)^T \phi(y)$ for an explicit feature map $\phi : \mathcal{X} \rightarrow \mathcal{Y}$ where \mathcal{Y} is an inner product feature space, then κ is a valid kernel. Also, a linear combination of kernels is a kernel. Thus, if the base kernel is valid, then the convolutional kernel is also valid.

We will consider base kernels where $\mathcal{X} = \mathbb{R}^n$ and $\phi : \mathbb{R}^n \rightarrow \mathbb{R}^D$. Note that D can be very large or even infinite. The celebrated kernel trick circumvents this limitation by computing the kernel function for all support vectors. But this means that for training one needs to explicitly compute a kernel matrix of size N^2 for N input examples. Also, in large-scale applications, the number of support vectors often grows linearly and at prediction time one needs to evaluate the kernel function for $O(N)$ support vectors. In contrast, linear support vector machines [15], where the kernel is the vector inner product, run in linear time of the number of examples and prediction needs $O(D)$ time. An active area of research has been the design of scalable algorithms that compute low-dimensional approximation of the explicit feature map $z : \mathbb{R}^D \rightarrow \mathbb{R}^d$ such that $d \ll D$ and $\kappa(x, y) \approx z(\phi(x))^T z(\phi(y))$ [27, 19, 26].

¹Software implementation and data are available at <https://github.com/kokiche/KONG>.

Convolutional graph kernels Most known graph kernels are instances of the family of convolutional kernels [13]. In their simplified form, the convolutional kernels work by decomposing a given graph G into a set of (possibly overlapping) substructures $\Gamma(G)$. For example, $\Gamma(G)$ can be the set of 1-hop subtrees rooted at each node. The kernel between two graphs G and H is defined as $K(G, H) = \sum_{g \in \Gamma(G), h \in \Gamma(H)} \kappa(g, h)$ where $\kappa(g, h)$ is a base kernel comparing the parts g and h . For example, κ can be the inner product kernel comparing the label distribution of the two subtrees. Known graph kernels differ mainly in the way the graph is decomposed. Notable examples include the random walk kernel [11], the shortest path kernel [4], the graphlet kernel [31] and the Weisfeiler-Lehman kernel [30]. The base kernel is usually the Dirac kernel comparing the parts g and h for equality.

Building upon efficient sketching algorithms, we will compute explicit graph feature maps. More precisely, let ϕ_κ be the explicit feature map of the base kernel κ . An explicit feature map Φ_κ is defined such that for any two graphs G and H :

$$K(G, H) = \sum_{g \in \Gamma(G), h \in \Gamma(H)} \kappa(g, h) = \sum_{g \in \Gamma(G), h \in \Gamma(H)} \phi_\kappa(g)^T \phi_\kappa(h) = \Phi_\kappa(G)^T \Phi_\kappa(H).$$

When clear from the context, we will omit κ and write $\phi(g)$ and $\Phi(G)$ for the explicit maps of the substructure g and the graph G .

String kernels The strings generated from subtree traversal will be compared using string kernels. Let Σ^* be the set of all strings that can be generated from the alphabet Σ , and let $\Sigma_k^* \subset \Sigma^*$ be the set of strings with exactly k characters. Let $t \sqsubseteq s$ denote that the string t is a substring of s , i.e., a nonempty sequence of consecutive characters from s . The spectrum string kernel compares the distribution of k -grams between strings s_1 and s_2 :

$$\kappa_k(s_1, s_2) = \sum_{t \in \Sigma_k^*} \#_t(s_1) \#_t(s_2)$$

where $\#_t(s) = |\{x : x \sqsubseteq s \text{ and } x = t\}|$, i.e., the number of occurrences of t in s [20]. The explicit feature map for the spectrum kernel is thus the frequency vector $\phi(s) \in \mathbb{N}^{|\Sigma_k^*|}$ such that $\phi_i(s) = \#_t(s)$ where t is the i -th k -gram in the explicit enumeration of all k -grams.

We will consider extensions of the spectrum kernel with the polynomial kernel for $p \in \mathbb{N}$: for a constant $c \geq 0$,

$$poly(s_1, s_2) = (\phi(s_1)^T \phi(s_2) + c)^p.$$

This accommodates cosine kernel $\cos(s_1, s_2)$ when feature vectors are normalized as $\phi(s)/\|\phi(s)\|$.

Count-Sketch and Tensor-Sketch Sketching is an algorithmic tool for the summarization of massive datasets such that key properties of the data are preserved. In order to achieve scalability, we will summarize the k -gram frequency vector distributions. In particular, we will use Count-Sketch [6] that for vectors $u, v \in \mathbb{R}^d$ computes sketches $z(u), z(v) \in \mathbb{R}^b$ such that $z(u)^T z(v) \approx u^T v$ and $b < d$ controls the approximation quality. A key property is that Count-Sketch is a linear projection of the data and this will allow us to incrementally generate strings and sketch their k -gram distribution. For the polynomial kernel $poly(x, y) = (x^T y + c)^p$ and $x, y \in \mathbb{R}^d$, the explicit feature map of x and y is their p -level tensor product, i.e. the d^p -dimensional vector formed by taking the product of all subsets of p coordinates of x or y . Hence, computing the explicit feature map and then sketching it using Count-Sketch requires $O(d^p)$ time. Instead, using Tensor-Sketch [26], we compute a sketch of size b for a p -level tensor product in time $O(p(d + b \log b))$.

3 Main results

In this section we first describe the proposed algorithm, discuss in detail its components, and then present theoretical approximation guarantees for using sketches to approximate graph kernels.

Algorithm The proposed algorithm is based on the following key ideas: (a) representation of each node v 's neighborhood by a string S_v using a tree traversal method, and (b) approximating the k -gram frequency vector of string S_v using sketching in a way does not require storing the string S_v . The algorithm steps are described in more detail as follows. Given a graph G , for each node v we traverse the subtree rooted at v using the neighbor ordering τ and generate a string. The subtrees represent the graph decomposition of the convolutional kernel. The algorithm allows for flexibility in choosing different alternatives for the subtree traversal. The generated strings are compared by a string kernel. This string kernel is evaluated by computing an explicit feature map for the string at each node. Scalability is achieved by approximating explicit feature maps using sketching techniques so that the kernel can be approximated within a prescribed approximation error. The sum of the node explicit feature maps is the explicit feature map of the graph G . The algorithm is outlined in Algorithm 1.

Algorithm 1: EXPLICITGRAPHFEATUREMAP

Input: Graph $G = (V, E, \ell, \tau)$, depth h , labeling $\ell : V \rightarrow \mathcal{L}$, base kernel κ

for $v \in V$ **do**

 | Traverse the subgraph T_v rooted at v up to depth h

 | Collect the node labels $\ell(u) : u \in T_v$ in the order specified by τ_v into a string S_v

 | Sketch the explicit feature map $\phi_\kappa(S_v)$ for the base string kernel κ (without storing S_v)

$\Phi_\kappa(G) \leftarrow \sum_{v \in V} \phi_\kappa(S_v)$

return $\Phi_\kappa(G)$

Tree traversal and string generation There are different options for string construction from each node neighborhood. We present a general class of subgraph traversal algorithms that iteratively collect the node strings from the respective neighborhood.

Definition 1 Let S_v^h denote the string collected at node v after h iterations. A subgraph traversal algorithm is called a composite string generation traversal (CSGT) if S_v^h is a concatenation of a subset of the strings s_v^0, \dots, s_v^h . Each s_v^i is computed in the i -th iteration and is the concatenation of the strings s_u^{i-1} for $u \in N_v$, in the order given by τ_v .

The above definition essentially says that we can iteratively compute the strings collected at a node v from strings collected at v and v 's neighbors in previous iterations, similarly to the dynamic programming paradigm. As we formally show later, this implies that we will be able to collect all node strings S_v^h by traversing $O(m)$ edges in each iteration and this is the basis for designing efficient algorithm for computing the explicit feature maps.

Next we present two examples of CSGT algorithms. The first one is the standard iterative breadth-first search algorithm that for each node v collects in $h + 1$ lists the labels of all nodes within exactly i hops, for $0 \leq i \leq h$. The strings s_v^i collect the labels of nodes within exactly i hops from v . After h iterations, we concatenate the resulting strings, see Algorithm 2. In the toy example in Figure 1, the string at the node with label A is generated as $S_v^2 = s_v^0 s_v^1 s_v^2$ resulting in $A|BCD|G|EF|H|G$ ($s_v^0 = A$, $s_v^1 = BCDG$ and $s_v^2 = EFGH$).

Another approach, similar to the WL labeling algorithm [30], is to concatenate the neighbor labels in the order given by τ_v for each node v into a new string. In the i -th iteration we set $\ell(v) = s_v^i$, i.e., s_v^i becomes v 's new label. We follow the CSGT pattern by setting $S_v^h = s_v^h$, as evident from Algorithm 3. In our toy example, we have $s_v^0 = A$ and $s_v^1 = ABCD$ and $s_v^2 = ABEFCHDGG$ generated from the neighbor strings $s_u^1, u \in N_v$: BEF, CH, DG and G .

Algorithm 2: BREADTH-FIRST SEARCH

Input: Graph $G = (V, E, \ell, \tau)$, depth h ,
labeling $\ell : V \rightarrow S$

```
for  $v \in V$  do
|  $s_v^0 = \ell(v)$ 
for  $i = 1$  to  $h$  do
| for  $v \in V$  do
| |  $s_v^i = \$$  //  $\$$  is the empty string
| | for  $u \in \tau_v(N_v)$  do
| | |  $s_v^i \leftarrow s_v^i \cdot \text{append}(s_u^{i-1})$ 
for  $v \in V$  do
|  $S_v^h = \$$ 
| for  $i = 0$  to  $h$  do
| |  $S_v^h \leftarrow S_v^h \cdot \text{append}(s_v^i)$ 
```

Algorithm 3: WEISFEILER-LEHMAN

Input: Graph $G = (V, E, \ell, \tau)$, depth h ,
labeling $\ell : V \rightarrow S$

```
for  $v \in V$  do
| for  $i = 1$  to  $h$  do
| |  $s_v^i \leftarrow \ell(v)$ 
for  $i = 1$  to  $h$  do
| for  $v \in V$  do
| | for  $u \in \tau_v(N_v)$  do
| | |  $s_v^i \leftarrow s_v^i \cdot \text{append}(s_u^{i-1})$ 
for  $v \in V$  do
|  $S_v^h \leftarrow s_v^h$ 
```

String kernels and WL kernel smoothing: After collecting the strings at each node we have to compare them. An obvious choice would be the Dirac kernel which compares two strings for equality. This would yield poor results for graphs of larger degree where most collected strings will be unique, i.e., the diagonal dominance problem where most graphs are similar only to themselves. Instead, we consider extensions of the spectrum kernel [20] comparing the k -gram distributions between strings, as discussed in Section 2.

Setting $k = 1$ is equivalent to collecting the node labels disregarding the neighbor order and comparing the label distribution between all node pairs. In particular, consider the following smoothing algorithm for the WL kernel. In the first iteration we generate node strings from neighbor labels and relabel all nodes such that each string becomes a new label. Then, in the next iteration we again generate strings at each node but instead of comparing them for equality with the Dirac kernel, we compare them with the polynomial or cosine kernels. $\cos(s_1, s_2)^p$ decreases faster with p for dissimilar strings, thus p can be seen as a smoothing parameter.

Sketching of k -gram frequency vectors The explicit feature maps for the polynomial kernel for $p > 1$ can be of very high dimensions. A solution is to first collect the strings S_v^h at each node, then incrementally generate k -grams and feed them into a sketching algorithm that computes compact representation for the explicit feature maps of polynomial kernel. However, for massive graphs with high average degree, or for a large node label alphabet size, we may end up with prohibitively long unique strings at each node. Using the key property of the incremental string generation approach and a sketching algorithm, which is a linear projection of the original data onto a lower-dimensional space, we will show how to sketch the k -gram distribution vectors without explicitly generating the strings S_v^h . More concretely, we will replace the line $s_v^i \leftarrow s_v^i \cdot \text{append}(s_u^{i-1})$ in Algorithms 2 and 3 with a sketching algorithm that will maintain the k -gram distribution of each s_v^i as well as s_v^i 's $(k-1)$ -prefix and $(k-1)$ -suffix. In this way we will only keep track of newly generated k -grams and add up the sketches of the k -gram distribution of the s_v^i strings computed in previous iterations.

Before we present the main result, we show two lemmas that state properties of the incremental string generation approach. Observing that in each iteration we concatenate at most m strings, we obtain the following bound on the number of generated k -grams.

Lemma 1 *The total number of newly created k -grams during an iteration of CSGT is $O(mk)$.*

Proof: By definition, the string s_v^i generated by CSGT at a node v in the i -th iteration is the concatenation of strings generated at its neighbor nodes in the $i-1$ -th iteration. Therefore, new k -grams can only be

created when concatenating two strings. For a node v there are $|N_v| - 1$ string concatenations, each of them resulting in at most $k - 1$ k -grams. Thus, the total number of newly created k -grams is at most

$$\sum_{v \in V} (k - 1)(|N_v| - 1) = O(mk).$$

□

The next lemma shows that in order to compute the k -gram distribution vector we do not need to explicitly store each intermediate string s_v^i but only keep track of the substrings that will contribute to new k -grams and s_v^i 's k -gram distribution. This allows us to design efficient algorithms by maintaining sketches for k -gram distribution of the s_v^i strings.

Lemma 2 *The k -gram distribution vector of the strings s_v^i at each node v can be updated after an iteration of CSGT from the distribution vectors of the strings s_v^{i-1} and explicitly storing substrings of total length $O(mk)$.*

Proof: We need to explicitly store only the substrings that will contribute to new k -grams. Consider a string s_v^i . We need to concatenate the $|N_v|$ strings s_u^{i-1} . Since we need to store the $k - 1$ -prefix and $k - 1$ -suffix of each s_u^{i-1} , for all $u \in V$, it follows that the total length of the stored state is at most

$$\sum_{v \in V} 2(k - 1)|N_v| = O(mk).$$

□

The following theorem is our main result that accommodates both polynomial and cosine kernels. We define $\cos_k^h(u, v)^p$ to be the cosine similarity to the power p between the k -gram distribution vectors collected at nodes u and v after h iterations.

Theorem 1 *Let G_1, \dots, G_M be a collection of M graphs, each having at most m edges and n nodes. Let K be a convolutional graph kernel with base kernel the polynomial or cosine kernel with parameter p , and let \hat{K} be K 's approximation obtained by using size- b sketches of explicit feature maps. Consider an arbitrary pair of graphs G_i and G_j . Let $T_{<\alpha}$ denote the number of node pairs $v_i \in G_i, v_j \in G_j$ such that $\cos_k^h(v_i, v_j)^p < \alpha$ and R be an upper bound on the norm of the k -gram distribution vector at each node.*

Then, we can choose a sketch size $b = O(\frac{\log M + \log n}{\alpha^2 \varepsilon^2} \log \frac{1}{\delta})$ such that $\hat{K}(G_i, G_j)$ has an additive error of at most $\varepsilon(K(G_i, G_j) + R^{2p} \alpha T_{<\alpha})$ with probability at least $1 - \delta$, for $\varepsilon, \delta \in (0, 1)$.

A graph sketch can be computed in time $O(mkph + npb \log b)$ and space $O(nb)$.

Proof: First we note that for non-homogeneous polynomial kernel $(x^T y + c)^p$ and $c > 0$, we can add an extra dimension with value \sqrt{c} to the k -gram frequency vector of each string. Therefore in the following w.l.o.g. we assume $c = 0$.

We first show how to incrementally maintain a sketch of the k -gram frequency vector of each s_v^i . In the first iteration, we generate a string s_v^1 at each node v from the labels $\ell(u)$ for $u \in N_v$. We then generate the k -grams and feed them into $sketch_v$ and keep the $k - 1$ -prefix and $k - 1$ -suffix of each s_v^1 . By Lemma 2, we can compute the k -gram frequency vector of s_v^2 from the prefixes and suffixes of s_u^1 , for $u \in N_v$ and the k -gram frequency vector of s_u^1 .

A key property of Count-Sketch is that it is a linear transformation, i.e. it holds $CS(x + y) = CS(x) + CS(y)$ for $x, y \in \mathbb{R}^d$. Thus, we have that

$$CS(s_v^i) = \sum_{u \in N_v} CS(s_u^{i-1}) + CS(K(\tau_v(N_v)))$$

where $K(\tau_v(N_v))$ denotes the newly created k -grams from the concatenation of the strings s_u^{i-1} .

By Lemmas 1 and 2, we can thus compute a single Count-Sketch that summarizes the k -gram frequency vector of S_v^h for all $v \in V$ in time $O(mkh)$ and space $O(nb)$ for sketch size b .

For the cosine kernel with parameter $p = 1$, we extend the above to summarizing the normalized k -gram frequency vectors as follows. As discussed, Count-Sketch maintains b bins. After processing all k -grams of a string s , it holds $\text{cnt}_j = \sum_{t \in \Sigma_k^*: h(t)=j} \#_t(s)$, where $\#_t(s)$ is the number of occurrences of string t in s . Instead, we want to sketch the values $\#_t(s)/w$ where w is the 2-norm of the k -gram frequency vector of S_v^i . From each Count-sketch $CS(s_v^i)$ we can compute also an $(1 \pm \epsilon)$ -approximation \tilde{w} of the norm of k -gram frequency vector [6]. Using that $(1 + \epsilon)/(1 - \epsilon) \geq 1 + 2\epsilon$ and $(1 - \epsilon)/(1 + \epsilon) \geq 1 - 2\epsilon$ for $\epsilon \leq 1/2$, we can scale ϵ in order to obtain the desired approximation guarantee.

Now consider the polynomial and cosine kernels with parameter $p > 1$. Let $TS(x)$ denote the Tensor-Sketch of vector x . By the main result from [26], for a sketch size $b = 1/(\alpha^2 \epsilon^2)$, $TS(x)TS(y)$ is an approximation of $(x^T y)^p$ such that the variance of the additive error is $((x^T y)^{2p} + (\|x\| \|y\|)^{2p})/b$. For $\alpha \leq \cos(x, y)^p$ we thus have

$$\frac{(x^T y)^{2p} + (\|x\| \|y\|)^{2p}}{b} \leq \epsilon^2 \alpha^2 (x^T y)^{2p} + \epsilon^2 \alpha^2 (\|x\| \|y\|)^{2p} \leq 2\epsilon^2 (x^T y)^{2p}.$$

A standard application of Chebyshev’s inequality yields an $(1 \pm \epsilon)$ -multiplicative approximation of $(x^T y)^p$ with probability larger than $1/2$. On the other hand, for $\alpha > \cos(x, y)^p$ we bound the additive error to $2\alpha\epsilon(\|x\| \|y\|)^p = O(\alpha\epsilon R^{2p})$. The bounds hold with probability δ by taking the median of $\log(1/\delta)$ independent estimators, and by the union bound δ can be scaled to $\delta/(Mn^2)$ such that the bounds hold for all node pairs for all graphs. The same reasoning applies to the cosine kernel where the norm of the vectors is bounded by 1.

The Tensor-Sketch algorithm keeps p Count-sketches per node and we need to feed the k -gram distribution vector at each node into each sketch. After h iterations, the p sketches at each node are converted to a single sketch using the Fast Fourier transform in time $O(pb \log b)$. This shows the claimed time and space bounds. \square

Note that for the cosine kernel it holds $R = 1$. Assuming that p, k and h are small constants, the running time per graph is linear and the space complexity is sublinear in the number of edges. The approximation error bounds are for the general worst case and can be better for skewed distributions.

Graph streams We can extend the above algorithms to work in the *semi-streaming graph model* [9] where we can afford $O(n \text{ polylog}(n))$ space. Essentially, we can store a compact sketch per each node but we cannot afford to store all edges. We sketch the k -gram distribution vectors at each node v in h passes. In the i -pass, we sketch the distribution of s_v^i from the sketches s_u^{i-1} for $u \in N_v$ and the newly computed k -grams. We obtain following result:

Theorem 2 *Let E be stream of labeled edges arriving in arbitrary order, each edge e_i belonging to one of M graphs over N different nodes. We can compute a sketch of each graph G_i in h passes over the edges by storing a sketch of size b per node using $O(Nb)$ space in time $O(|E|hkp + b \log b)$.*

The above result implies that we can sketch real-time graph streams in a single pass over the data, i.e. $h = 1$. In particular, for constants k and p we can compute explicit feature maps of dimension b for the convolutional kernel for real-time streams for the polynomial and cosine kernels for 1-hop neighborhood and parameter p in time $O(|E| + Nb \log b)$ using $O(Nb)$ space.

4 Experiments

In this section we present our evaluation of the classification accuracy and computation speed of our algorithm and comparison with other kernel-based algorithms using a set of real-world graph datasets. We first present evaluation for general graphs without ordering of node neighborhoods, which demonstrate that our algorithm achieves comparable and in some cases better classification accuracy than the state of the art kernel-based approaches. We then present evaluation for graphs with ordered neighborhoods that demonstrates that accounting for neighborhood ordering can lead to more accurate classification as well as the scalability of our algorithm.

All algorithms were implemented in Python 3 and experiments performed on a Windows 10 laptop with an Intel i7 2.9 GHz CPU and 16 GB main memory. For the TensorSketch implementation, we used random numbers from the Marsaglia Random Number CDROM [2]. We used Python’s scikit-learn implementation [24] of the LIBLINEAR algorithm for linear support vector classification [8].

For comparison with other kernel-based methods, we implemented the explicit map versions of the Weisfelier-Lehman kernel (WL) [30], the shortest path kernel (SP) [4] and the k -walk kernel (KW) [17].

General graphs We evaluated the algorithms on widely-used benchmark datasets from various domains [16]. MUTAG [7], ENZYMES [29], PTC [14], Proteins [5] and NCI1 [32] represent molecular structures, and MSRC [22] represents semantic image processing graphs. Similar to previous works [23, 33], we choose the optimal number of hops $h \in \{1, 2\}$ for the WL kernel and $k \in \{5, 6\}$ for the k -walk kernel. We performed 10-fold cross-validation using 9 folds for training and 1 fold for testing. The optimal regularization parameter C for each dataset was selected from $\{0.1, 1, 10\}$. We ran the algorithms on 30 permutations of the input graphs and report the average accuracy and the average standard deviation. We set the parameter subtree depth parameter h to 2 and used the original graph labels, and in the second setting we obtained new labels using one iteration of WL. If the explicit feature maps for the cosine and polynomial kernel have dimensionality more than 5,000, we sketched the maps using TensorSketch with table size of 5,000.

The results are presented in Table 1. In brackets we give the parameters for which we obtain the optimal value: the kernel, cosine or polynomial with or without relabeling and the power $p \in \{1, 2, 3, 4\}$ (e.g. poly-rlb-1 denotes polynomial kernel with relabeling and $p = 1$). We see that among the four algorithms, KONG achieves the best or second best results. We would like to note that the methods are likely to admit further improvements by learning data-specific string generation algorithms but such considerations are beyond the scope of the paper.

Graphs with ordered neighborhoods We performed experiments on three datasets of graphs with ordered neighborhoods (defined by creation time of edges). The first dataset was presented in [21] and consists of 600 web browsing graphs from six different classes over 89.77M edges and 5.04M nodes. We generated the second graph dataset from the popular MovieLens dataset [3] as follows. We created a bipartite graph with nodes corresponding to users and movies and edges connecting a user to a movie if the the user has rated the movie. The users are labeled into four categories according to age and movies are labeled with a genre, for a total of 19 genres. We considered only movies with a single genre. For each user we created a subgraph from its 2-hop neighborhood and set its class to be the user’s gender. We generated 1,700 graphs for each gender. The total number of edges is about 99.09M for 14.3M nodes. The third graph dataset was created from the Dunnhumby’s retailer dataset [1]. Similarly to the MovieLens dataset we created a bipartite graph for customer and products where edges represent purchases. Users are labeled in four categories according to their affluence, and products belong to one of nine categories. Transactions are ordered by timestamps and products in the same transaction are ordered in alphabetical order. The total number of graphs is 1,565, over 257K edges and 244K nodes. There are 7 classes corresponding to the user’s life stage. The classes have unbalanced distribution, and we optimized the classifier to distinguish between a class with frequency 0.0945% and all other classes. The optimal C -value for SVM optimization was selected from 10^i for $i \in \{-1, 0, 1, 2, 3, 4\}$.

The average classification accuracies over 1,000 runs of different methods for different training-test size splits are shown in Figure 2. We exclude the SP kernel from the graph because either the running time was infeasible or the results were much worse compared to the other methods. For all datasets, for the k -walk kernel we obtained best results for $k = 1$, corresponding to collecting the labels of the endpoints of edges. We set $h = 1$ for both WL and KONG. We obtained best results for the cosine kernel with $p = 1$. The methods compared are those for 2 grams with ordered neighborhoods and shuffled neighborhoods, thus removing the information about order of edges. We also compare with using only 1 grams. Overall, we observe that accounting for the information about the order of neighborhoods can improve classification accuracy for a significant margin. We provide further results in Table 2 for training set sizes 80% showing also dimension of the explicit feature map D , computation time (including explicit feature map computation time and SVM training time), and accuracies and AUC metrics. We observe that explicit feature maps can be of large

Dataset	KW	SP	WL	KONG
Mutag	83.7 ± 1.2	84.7 ± 1.3	84.9 ± 2.1	87.8 ± 0.7 (poly-rlb-1)
Enzymes	34.8 ± 0.7	39.6 ± 0.8	52.9 ± 1.1	50.1 ± 1.1 (cosine-rlb-2)
PTC	57.7 ± 1.1	59.1 ± 1.3	62.4 ± 1.2	63.7 ± 0.8 (cosine-2)
Proteins	70.9 ± 0.4	72.7 ± 0.5	71.4 ± 0.7	73.0 ± 0.6 (cosine-rlb-1)
NCI1	74.1 ± 0.3	73.3 ± 0.3	81.4 ± 0.3	76.4 ± 0.3 (cosine-rlb-1)
MSRC	92.9 ± 0.8	91.2 ± 0.9	91.0 ± 0.7	95.2 ± 1.3 (poly-1)
BZR	81.9 ± 0.6	81.4 ± 1.2	85.9 ± 0.9	85.1 ± 1.1 (poly-rlb-2)
COX2	78.4 ± 1.0	79.6 ± 1.1	80.7 ± 0.8	81.8 ± 2.1 (poly-rlb-1)
DHFR	79.1 ± 1.0	79.2 ± 0.7	81.4 ± 0.6	80.1 ± 0.5 (poly-rlb-3)

Table 1: Classification accuracies for general labeled graphs (the 1-gram case).

dimension, which can result in large computation time; our method controls this by using k -grams.

Sketching We obtained best results for $p = 1$. However, we also sketched the explicit feature maps for the polynomial and cosine kernels for $p = 2$. (Note that the running time for KONG in Table 2 in the main body of the paper also include the time for sketching.) We present classification accuracy results for sketch sizes 100, 250, 500, 1000, 2500, 5000 and 10000 in Figure 3. As evident from the values, the values are close to the case $p = 1$ and also for quite small sketch sizes we obtain good accuracy. This indicates that sketching captures essential characteristics of the 2-gram frequency distribution also for small sketch sizes and can indeed yield compact feature maps.

5 Conclusions

We presented an efficient algorithmic framework KONG for learning graph kernels for graphs with ordered neighborhoods. We demonstrated the applicability of the approach and obtained performance benefits for graph classification tasks over other kernel-based approaches.

There are several directions for future research. An interesting research question is to explore how much graph classification can be improved by using domain specific neighbor orderings. Another direction is to obtain efficient algorithms that can generate explicit graph feature maps but compare the node strings with more complex string base kernels, such as mismatch or string alignment kernels.

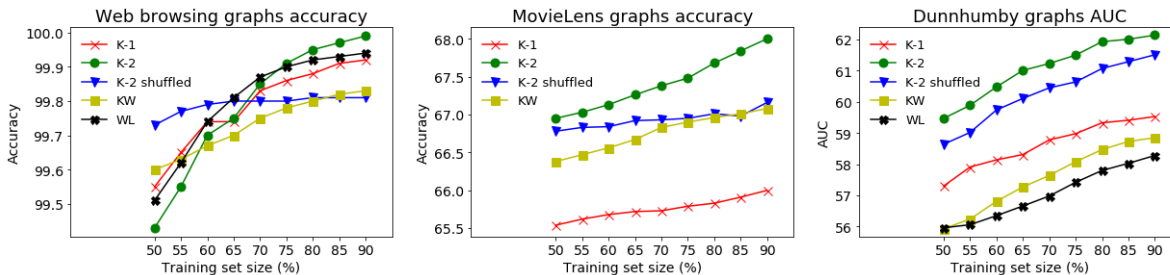


Figure 2: Comparison of classification accuracy for graphs with ordered neighborhoods.

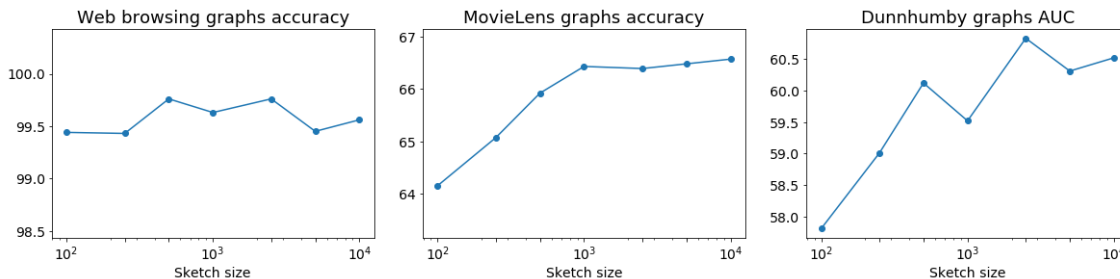


Figure 3: Comparison of classification accuracy for graphs with ordered neighborhoods.

References

- [1] Dunnhumby dataset. <https://www.dunnhumby.com/sourcefiles>.
- [2] Marsaglia random number cd-rom. <https://web.archive.org/web/20160119150146/http://stat.fsu.edu/pub/diehard/cdrom/>.
- [3] Movielens dataset. <https://grouplens.org/datasets/movielens/>.
- [4] Karsten M. Borgwardt and Hans-Peter Kriegel. Shortest-path kernels on graphs. In *Proceedings of the 5th IEEE International Conference on Data Mining (ICDM 2005)*, pages 74–81, 2005.
- [5] Karsten M. Borgwardt, Cheng Soon Ong, Stefan Schönauer, S. V. N. Vishwanathan, Alexander J. Smola, and Hans-Peter Kriegel. Protein function prediction via graph kernels. In *Proceedings Thirteenth International Conference on Intelligent Systems for Molecular Biology 2005*, pages 47–56, 2005.
- [6] Moses Charikar, Kevin C. Chen, and Martin Farach-Colton. Finding frequent items in data streams. *Theor. Comput. Sci.*, 312(1):3–15, 2004.
- [7] A. K. Debnath, R. L. Lopez de Compadre, G. Debnath, A. J. Shusterman, , and C. Hansch. Structure-activity relationship of mutagenic aromatic and heteroaromatic nitro compounds. correlation with molecular orbital energies and hydrophobicity. *J. Med. Chem.*, 34:786–797, 1991.
- [8] Rong-En Fan, Kai-Wei Chang, Cho-Jui Hsieh, Xiang-Rui Wang, and Chih-Jen Lin. LIBLINEAR: A library for large linear classification. *Journal of Machine Learning Research*, 9:1871–1874, 2008.
- [9] Joan Feigenbaum, Sampath Kannan, Andrew McGregor, Siddharth Suri, and Jian Zhang. On graph problems in a semi-streaming model. *Theor. Comput. Sci.*, 348(2–3):207–216, 2005.
- [10] Santo Fortunato. Community detection in graphs. *Physics reports*, 486(3–5):75–174, 2010.

Method	Web browsing			MovieLens			Dunnhumby		
	D	Time	Accuracy AUC	D	Time	Accuracy AUC	D	Time	Accuracy AUC
SP	–	> 24 hrs	– –	–	> 24 hrs	– –	228	144” 74”	90.61 50.1
KW	82	665” 116”	99.80 99.94	136	120” 420”	66.98 73.65	56	0.7” 134”	90.57 58.47
WL	20,359	48” 576”	99.92 99.99	> 2M	492” –	– –	2,491	22” 230”	90.52 57.80
K-1	34	206” 79”	99.88 99.97	21	509” 197”	65.83 71.00	13	42” 25”	90.53 59.33
K-2 shuffled	264	220” 255”	99.81 99.94	326	592” 497”	67.01 73.31	85	48” 131”	90.57 61.07
K-2	203	217” 249”	99.95 99.99	326	589” 613”	67.68 73.20	82	46” 133”	90.56 61.94

Table 2: Comparison of the accuracy and speed of different methods for graphs with ordered neighborhoods; we use the notation K- k to denote KONG using k grams; time shows explicit map computation time and SVM classification time.

- [11] Thomas Gärtner, Peter A. Flach, and Stefan Wrobel. On graph kernels: Hardness results and efficient alternatives. In *16th Annual Conference on Computational Learning Theory, COLT 2003*, pages 129–143, 2003.
- [12] Aditya Grover and Jure Leskovec. node2vec: Scalable feature learning for networks. In *Proceedings of the 22nd ACM SIGKDD International Conference on Knowledge Discovery and Data Mining*, pages 855–864, 2016.
- [13] David Haussler. Convolution kernels on discrete structures, 1999.
- [14] C. Helma, R. D. King, S. Kramer, and A. Srinivasan. The predictive toxicology challenge 2000–2001. *Bioinformatics*, 17:107–108, 2001.
- [15] Thorsten Joachims. Training linear svms in linear time. In *Proceedings of the Twelfth ACM SIGKDD International Conference on Knowledge Discovery and Data Mining, 2006*, pages 217–226, 2006.
- [16] Kristian Kersting, Nils M. Kriege, Christopher Morris, Petra Mutzel, and Marion Neumann. Benchmark data sets for graph kernels, 2016.
- [17] Nils Kriege, Marion Neumann, Kristian Kersting, and Petra Mutzel. Explicit versus implicit graph feature maps: A computational phase transition for walk kernels. In *2014 IEEE International Conference on Data Mining, ICDM 2014*, pages 881–886, 2014.
- [18] Nils M. Kriege, Marion Neumann, Christopher Morris, Kristian Kersting, and Petra Mutzel. A unifying view of explicit and implicit feature maps for structured data: Systematic studies of graph kernels. *CoRR*, abs/1703.00676, 2017.

- [19] Quoc V. Le, Tamás Sarlós, and Alexander J. Smola. Fastfood - computing hilbert space expansions in loglinear time. In *Proceedings of the 30th International Conference on Machine Learning, ICML 2013*, pages 244–252, 2013.
- [20] C. Leslie, E. Eskin, and W. S. Noble. The spectrum kernel: A string kernel for SVM protein classification. In *Proceedings of the Pacific Symposium on Biocomputing*, volume 7, pages 566–575, 2002.
- [21] Emaad A. Manzoor, Sadegh M. Milajerdi, and Leman Akoglu. Fast memory-efficient anomaly detection in streaming heterogeneous graphs. In *Proceedings of the 22nd ACM SIGKDD International Conference on Knowledge Discovery and Data Mining, 2016*, pages 1035–1044, 2016.
- [22] Marion Neumann, Roman Garnett, Christian Bauckhage, and Kristian Kersting. Propagation kernels: efficient graph kernels from propagated information. *Machine Learning*, 102(2):209–245, 2016.
- [23] Mathias Niepert, Mohamed Ahmed, and Konstantin Kutzkov. Learning convolutional neural networks for graphs. In *Proceedings of the 33rd International Conference on Machine Learning, ICML 2016*, pages 2014–2023, 2016.
- [24] F. Pedregosa, G. Varoquaux, A. Gramfort, V. Michel, B. Thirion, O. Grisel, M. Blondel, P. Prettenhofer, R. Weiss, V. Dubourg, J. Vanderplas, A. Passos, D. Cournapeau, M. Brucher, M. Perrot, and E. Duchesnay. Scikit-learn: Machine learning in Python. *Journal of Machine Learning Research*, 12:2825–2830, 2011.
- [25] Bryan Perozzi, Rami Al-Rfou, and Steven Skiena. Deepwalk: online learning of social representations. In *The 20th ACM SIGKDD International Conference on Knowledge Discovery and Data Mining, KDD 2014*, pages 701–710, 2014.
- [26] Ninh Pham and Rasmus Pagh. Fast and scalable polynomial kernels via explicit feature maps. In *The 19th ACM SIGKDD International Conference on Knowledge Discovery and Data Mining, KDD 2013*, pages 239–247, 2013.
- [27] Ali Rahimi and Benjamin Recht. Random features for large-scale kernel machines. In *Advances in Neural Information Processing Systems 20, Proceedings of the Twenty-First Annual Conference on Neural Information Processing Systems*, pages 1177–1184, 2007.
- [28] Jean-François Rual, Kavitha Venkatesan, Tong Hao, Tomoko Hirozane-Kishikawa, Amélie Dricot, Ning Li, Gabriel F. Berriz, Francis D. Gibbons, Matija Dreze, Nono Ayivi-Guedehoussou, Niels Klitgord, Christophe Simon, Mike Boxem, Stuart Milstein, Jennifer Rosenberg, Debra S. Goldberg, Lan V. Zhang, Sharyl L. Wong, Giovanni Franklin, Siming Li, Joanna S. Albala, Janghoo Lim, Carlene Fraughton, Estelle Llamosas, Sebiha Cevik, Camille Bex, Philippe Lamesch, Robert S. Sikorski, Jean Vandenhoute, Huda Y. Zoghbi, Alex Smolyar, Stephanie Bosak, Reynaldo Sequerra, Lynn Doucette-Stamm, Michael E. Cusick, David E. Hill, Frederick P. Roth, and Marc Vidal. Towards a proteome-scale map of the human protein–protein interaction network. *Nature*, 437:1173,2005.
- [29] I. Schomburg, A. Chang, C. Ebeling, M. Gremse, C. Heldt, G. Huhn, and D. Schomburg. Brenda, the enzyme database: updates and major new developments. *Nucleic Acids Research*, 32D:431–433, 2004.
- [30] Nino Shervashidze, Pascal Schweitzer, Erik Jan van Leeuwen, Kurt Mehlhorn, and Karsten M. Borgwardt. Weisfeiler-lehman graph kernels. *Journal of Machine Learning Research*, 12:2539–2561, 2011.
- [31] Nino Shervashidze, S. V. N. Vishwanathan, Tobias Petri, Kurt Mehlhorn, and Karsten M. Borgwardt. Efficient graphlet kernels for large graph comparison. In *Proceedings of the Twelfth International Conference on Artificial Intelligence and Statistics, AISTATS 2009*, pages 488–495, 2009.
- [32] Nikil Wale and George Karypis. Comparison of descriptor spaces for chemical compound retrieval and classification. In *Proceedings of the 6th IEEE International Conference on Data Mining (ICDM 2006)*, 18–22 December 2006, Hong Kong, China, pages 678–689, 2006.

- [33] Pinar Yanardag and S. V. N. Vishwanathan. Deep graph kernels. In Proceedings of the 21th ACM SIGKDD International Conference on Knowledge Discovery and Data Mining, 2015, pages 1365–1374, 2015.