

Variational study of U(1) and SU(2) lattice gauge theories with Gaussian states in 1+1 dimensions

P. Sala,^{1,*} T. Shi,^{2,*} S. Kühn,³ M. C. Bañuls,⁴ E. Demler,⁵ and J. I. Cirac⁴

¹*Department of Physics, T42, Technische Universität München,
James-Frank-Straße 1, D-85748 Garching, Germany*[†]

²*Institute of Theoretical Physics, Chinese Academy of Sciences, P.O. Box 2735, Beijing 100190, China*[‡]

³*Perimeter Institute for Theoretical Physics, 31 Caroline Street North, Waterloo, ON N2L 2Y5, Canada*

⁴*Max-Planck-Institut für Quantenoptik, Hans-Kopfermann-Straße 1, 85748 Garching, Germany*

⁵*Department of Physics, Harvard University, Cambridge, Massachusetts 02138, USA*

(Dated: September 27, 2018)

We introduce a method to investigate the static and dynamic properties of both Abelian and non-Abelian lattice gauge models in 1+1 dimensions. Specifically, we identify a set of transformations that disentangle different degrees of freedom, and apply a simple Gaussian variational ansatz to the resulting Hamiltonian. To demonstrate the suitability of the method, we analyze both static and dynamic aspects of string breaking for the U(1) and SU(2) gauge models. We benchmark our results against tensor network simulations and observe excellent agreement, although the number of variational parameters in the Gaussian ansatz is much smaller.

I. INTRODUCTION

Gauge theories lie at the basis of our fundamental understanding of nature. Quantum electrodynamics (QED) describes the interactions of electrons and positrons with the electromagnetic field and is based on the U(1) gauge symmetry group. Quantum chromodynamics (QCD) accounts for the strong interaction between quarks and gluons and is based on the SU(3) gauge group. Those theories are roots of the Standard Model, that comprises our current understanding of particle physics. While in perturbative limits they are very well understood [1], this is not the case in general.

A very powerful framework to address nonperturbative regimes is lattice gauge theory (LGT) [2, 3] where space (and time) is discretized. In such a theory the fermionic (matter) degrees of freedom reside in the sites of a cubic lattice, the bosonic (gauge) ones in the links, and they interact with each other in a gauge invariant way. The continuum limit is then recovered when the lattice constant is taken to zero, by properly renormalizing the coupling constants in the process. Monte Carlo methods [4–6] have successfully been used in LGT to compute with a very high precision several physical properties in different models. This approach works extremely well as long as the so-called sign problem [7] is absent, which is the case for static (thermal equilibrium) problems in QED or QCD in the absence of a chemical potential.

In dynamical scenarios or regimes in which Monte Carlo simulations suffer from the sign problem, one has to look for other techniques. Hence, there is an ongoing interest in overcoming these limitations [8–12].

Hamiltonian lattice methods, as pioneered in Refs. [13–

22], might offer another possibility. Recently, several research groups have addressed relatively simple lattice gauge models in the Hamiltonian formulation using tensor network techniques [23, 24], motivated by the success of DMRG [25] and related approaches to solve strongly correlated condensed matter systems in lattices.

Those methods are based on variational ansätze over families of states. Most of the work [26–38] so far has been concentrated in 1+1 dimensions, where such family corresponds to Matrix Product States (MPS). Despite their simplicity, those models contemplate many of the phenomena that are expected to occur in higher dimensions, such as confinement [39], string breaking [30], etc. In fact, some studies have successfully analyzed models with the sign problem [28, 40–43], and thus raise the expectations about tensor network methods complementing Monte Carlo techniques. However, the extension of these methods to higher dimensions is still under development, and it is not clear if the methods will succeed in such cases (other methods suggesting to use projected entangled pair states for the study of lattice gauge theories have been proposed [37, 44–46]). Another important class of states that are commonly used for variational calculations are Gaussian states [47–51]. Those are defined for bosonic and fermionic theories, and comprise all states that can be generated by a Gaussian function of creation and annihilation operators acting on the vacuum. As they fulfill Wick’s theorem, one can compute expectation values very efficiently and thus use them for variational calculations [52–55]. Unfortunately, in the case where both bosons and fermions are present, Gaussian states cannot accommodate any correlations between them beyond mean-field, and thus they are not useful for the description of lattice models with matter and gauge fields. Apart from that, their special form makes them unsuitable to study many complex phenomena.

In this paper we show how one can use Gaussian states as variational ansatz for LGT in 1+1 dimensions to study both ground state and dynamical properties. The main

* where * means co-first authors.

† pablo.sala@tum.de

‡ tshi@itp.ac.cn

idea is to first apply transformations that disentangle the bosonic and fermionic degrees of freedom, followed by transformations that convert the Gaussian states in suitable ansätze for variational calculations. A similar procedure has been recently successfully applied to condensed matter models [55, 56]. We apply such method to the U(1) (Schwinger model) and SU(2) gauge groups, with special emphasis on the latter. We analyze the ground state, as well as the time dynamics in the presence of external charges. In order to benchmark the approach, we compare our results to those from either published MPS calculations [30, 40] or by explicitly performing MPS simulations ourselves. Despite the fact that the number of variational parameters in the Gaussian ansatz is much lower than in MPS, we observe very good agreement, thereby showing the suitability of our approach to LGT simulations. Furthermore, the method presented here does not suffer from a violation of the area law, in contrast to MPS, which makes it suitable also for the study of real time dynamics after quenches.

Using the transformed Hamiltonian, we study static as well as dynamic properties of string breaking. First, to probe the static aspects of the phenomenon, we compute the interacting vacuum of the theory in the presence of external charges. This allows us to determine the static potential, i.e. the excess energy compared to the vacuum without external charges as a function of the distance between the external charges [57]. We demonstrate that the method reliably distinguishes between the regimes where a flux string is present in the ground state and string breaking occurs. Second, we simulate the real-time evolution of a flux string, compute local observables and monitor the spatially resolved flux profiles as well as correlation functions throughout the evolution. These studies allow us to clearly distinguish between the string and broken string cases in both the ground state and dynamical evolution. The ansatz captures the relevant features and it is possible to simulate the dynamics even in the scenario of a global quench.

The rest of the paper is structured as follows. In Sec. II we briefly review the Kogut-Susskind Hamiltonian lattice formulation [58] for a gauge theory with a compact symmetry group. Afterwards we show how the gauge field can be decoupled for systems with open boundary conditions (OBC) and discuss how to apply the variational method to the resulting formulation in Sec. III. Once the general framework has been established, we benchmark our approach for two specific cases. In Sec. IV we test the ansatz for describing static properties (Sec. IV A) and real-time dynamics of string breaking (Sec. IV B) for a U(1) LGT. For the former, we compare our results to those obtained in Ref. [30] close to the continuum limit. In Sec. V we turn to the non-Abelian case of a SU(2) LGT. We introduce two additional unitary transformations which allow us to apply the Gaussian variational ansatz in the presence of external charges by decoupling dynamic and static fermions (Sec. V A). Again, we characterize the ground state (Sec. V B) and real-time dy-

namics (Sec. V C) of the system and benchmark our results against MPS simulations. Finally, we conclude in Sec. VI.

II. MODEL

The model we are studying is a (1+1)-dimensional LGT with compact gauge group. We adopt the Kogut-Susskind Hamiltonian formulation with staggered fermions [58] which reads

$$H = \varepsilon \sum_{n=1}^N (\phi_n^\dagger U_n^j \phi_{n+1} + \text{H.c.}) + m \sum_{n=1}^N (-1)^n \phi_n^\dagger \phi_n + \frac{g^2}{2} \sum_{n=1}^{N-1} \mathbf{L}_n^2 \quad (1)$$

on a lattice with N sites. For Eq. (1) to correspond to the discretization of the continuum theory as in Ref. [58], one identifies $\varepsilon = 1/(2a)$, $g^2 = g_0^2 a$ and $m = m_0$, where g_0 and m_0 are the bare coupling and mass, and a is the lattice spacing. In general, for compact gauge groups G the operators U_n^j are unitaries $U_n^j = \exp(i \sum_a^{\dim(G)} \theta_n^a T^{a,j})$ with as many independent angular variables θ^a as generators of the Lie algebra associated to G , $T^{a,j}$. These generators satisfy

$$[T^{a,j}, T^{b,j}] = i \sum_c f^{abc} T^{c,j} \quad (2)$$

where f^{abc} are the structure constants, and j labels a given representation. These angular variables θ_n^a are related to the gauge field on a link n as $\theta_n^c = -agA_n^{1,c}$. The fermionic field ϕ_n is a spinor in the same representation as U^j and resides on site n . The electric term in Eq. (1) can be written in terms of either the left or right electric fields \mathbf{L}_n and \mathbf{R}_n where each of them has $\dim(G)$ components. They are related by a group element in the adjoint representation U_n^{Adj} , $\mathbf{R}_n = U_n^{\text{Adj}} \mathbf{L}_n$, and fulfill the commutation relations

$$[R_a, R_b] = i \sum_c f^{abc} R_c, \quad [L_a, L_b] = -i \sum_c f^{abc} L_c. \quad (3)$$

Moreover, as conjugate momenta of the gauge field, \mathbf{L}_n and \mathbf{R}_n fulfill the commutation relations

$$[L_k^a, (U_k^j)_{\alpha\beta}] = \sum_{\gamma} (T^{a,j})_{\alpha\gamma} (U_k^j)_{\gamma\beta} \\ [R_k^a, (U_k^j)_{\alpha\beta}] = \sum_{\gamma} (U_k^j)_{\alpha\gamma} (T^{a,j})_{\gamma\beta}. \quad (4)$$

Physical states $|\psi\rangle$ have to fulfill Gauss' law, $G_n^a |\psi\rangle = 0$ for all a, n , where

$$G_n^a := L_n^a - R_{n-1}^a - Q_n^a. \quad (5)$$

In the expression above \mathcal{Q}_n is the total charge which consists of the dynamical Q_n and static (external) charges q_n at the site n , $\mathcal{Q}_n = Q_n + q_n$.

In the case of the Abelian group $U(1)$, ϕ_n is just a single component fermionic field and, since the structure constants vanish, $\mathbf{R}_n = \mathbf{L}_n = L_n$. The link operators reduce to $U_n = \exp(i\theta_n)$, where the phase $\theta_n \in [0, 2\pi]$ represent an Abelian phase related to the gauge field as $\theta_n = -agA_n^1$. In this case the commutation relations between the conjugate variables from Eq. (4) yield

$$[\theta_n, L_m] = i\delta_{n,m}. \quad (6)$$

The staggered charge is defined as $Q_n = \phi_n^\dagger \phi_n - (1 - (-1)^n)/2$, and q_n is simply a real number. In the limit of strong coupling, $g \gg 1$, meaning that the hopping term in Eq. (1) can be neglected, the Hamiltonian can be solved analytically. The gauge invariant ground state in the sector of vanishing total charge is simply given by the odd sites occupied by a single fermion, empty even sites and the links carrying no electric flux

$$|\psi_{\text{SC},U(1)}\rangle = |\mathbf{1}; \mathbf{0}; \mathbf{1}; \mathbf{0}; \dots\rangle \otimes |0\rangle_{\text{gauge}}. \quad (7)$$

In the expression above the numbers in bold face indicate the fermionic occupation and $|0\rangle_{\text{gauge}}$ indicates the total electric flux carried by gauge links. This state is the lattice analog of the Dirac sea or the bare vacuum of the theory.

For the gauge group $SU(2)$, the fermionic fields in the fundamental $j = 1/2$ representation are given by

$$\phi_n = (\phi_n^r, \phi_n^g)^T, \quad \phi_n^\dagger = (\phi_n^{r,\dagger}, \phi_n^{g,\dagger}) \quad (8)$$

taking into account the two colors components ϕ^r (“red”) and ϕ^g (“green”). The structure constants are given by the completely antisymmetric Levi-Civita symbol $f^{abc} = \epsilon^{abc}$ and the generators are represented by $T^{a,1/2} = \sigma^a/2$ with σ^a the Pauli matrices. Therefore there are three independent angular variables θ^a on each link.

The total $SU(2)$ color charge is then given by $\mathbf{Q}_n = \mathbf{Q}_n + \mathbf{q}_n$ with three different components

$$Q_n^a = \frac{1}{2}\phi_n^\dagger \sigma^a \phi_n, \quad q_n^a = \frac{1}{2}\sigma^a \quad (9)$$

for $a = x, y, z$, where the external charges at a given site \mathbf{q}_n are nothing but spin operators. Note that when there is no static charge on site n then $q_n^a = 0$.

Similar to the Abelian case of $U(1)$, the ground state in the limit of large g can be solved analytically yielding the bare vacuum

$$|\psi_{\text{SC},SU(2)}\rangle = |\mathbf{1}, \mathbf{1}; \mathbf{0}, \mathbf{0}; \mathbf{1}, \mathbf{1} \dots\rangle \otimes |0\rangle_{\text{gauge}} \quad (10)$$

where the bold numbers now correspond to the occupation numbers of each color of fermions on a site and $|0\rangle_{\text{gauge}}$ again indicates the gauge links carrying no color flux.

Unless stated otherwise, we fix for all the following the hopping amplitude to $\varepsilon = 1$ as unit of energy. Moreover, we also set $\hbar = 1$.

III. METHODS

A. Decoupling the gauge field

Because of the absence of transversal directions in 1+1 dimensions, the gauge degrees of freedom are not truly independent. Hence, it is always possible to decouple the matter and the gauge fields by applying a unitary transformation to the Hamiltonian (1). Here we present a simple way of performing such a decoupling for systems with OBC. While similar transformations were carried in [59, 60] for periodic boundary conditions, the resulting Hamiltonian takes a simpler form in our case. This unitary transformation works for any gauge symmetry given by a compact Lie group and a unitary representation. In the following we briefly summarize the main steps and show the full derivation in Appendix A.

The decoupling is achieved with the unitary transformation

$$\Theta = \prod_{k=1}^{\rightarrow} \exp\left(i\theta_k \cdot \sum_{m>k} \mathbf{Q}_m\right), \quad (11)$$

where the superscript \rightarrow means that the product must be ordered from left to right with increasing site index k . Applying this transformation to the Hamiltonian, we obtain

$$H_\Theta := \Theta H \Theta^\dagger = \varepsilon \sum_n (\phi_n^\dagger \phi_{n+1} + \text{H.c.}) + m \sum_n (-1)^n \phi_n^\dagger \phi_n + \frac{g^2}{2} H_e \quad (12)$$

where the electric energy term in the sector of vanishing total charge exhibits a long-range Coulomb interaction

$$H_e = \sum_a \sum_{n,m} Q_n^a V_{n,m} Q_m^a \quad (13)$$

between the charges with $V_{n,m} = -|n - m|/2$. Moreover, in the sector of vanishing total charge Gauss’ law is transformed to $L_n^a = \Theta^\dagger G_n^a \Theta = 0$ acting on the physical space.

A few comments are in order. The transformation shown above is completely general and does not rely on the Gaussian variational approach. For the case of $U(1)$ the resulting Hamiltonian is equivalent to the one used in previous numerical studies [27, 28, 61] and recently realized in a quantum simulation experiment [62]. Hence, the transformed Hamiltonian from Eq. (12) might be suitable for both the design of future quantum simulators as well as for other numerical methods.

B. Variational approach

In order to solve the transformed Hamiltonian H_Θ , we apply a time-dependent variational method following the

ideas from Ref. [55]. Our variational ansatz in the untransformed frame corresponding to the Hamiltonian (1) is given by

$$|\psi\rangle = \Theta^\dagger U_{\text{ext}} |\text{GS}\rangle |0\rangle_{\text{gauge}} \quad (14)$$

where $|\text{GS}\rangle$ is a general fermionic Gaussian state, Θ is the unitary transformation from Eq. (11), and U_{ext} is another unitary transformation which decouples dynamic and static fermions (see Sec. V A for more details). In particular, we see that the transformation Θ is not Gaussian. As a result, although $|\text{GS}\rangle$ is a Gaussian state, the ansatz $|\psi\rangle$ in the original frame is not.

Our goal is to study the evolution of $|\psi\rangle$ under the Hamiltonian (1) in either imaginary or real time to obtain, respectively, the ground state or the dynamic properties. Equivalently, we can study the evolution of $|\text{GS}\rangle$ under the rotated Hamiltonian $U_{\text{ext}} \Theta H \Theta^\dagger U_{\text{ext}}^\dagger$. As shown for example in Refs. [53–55], every fermionic Gaussian state is completely characterized by its covariance matrix

$$\Gamma = \begin{pmatrix} \langle \phi \phi^\dagger \rangle & \langle \phi \phi \rangle \\ \langle \phi^\dagger \phi^\dagger \rangle & \langle \phi^\dagger \phi \rangle \end{pmatrix} \quad (15)$$

which collects all two-point correlation functions since ϕ , ϕ^\dagger stand for the vectors collecting all annihilation and creation operators respectively, i.e., $\phi = (\phi_1, \phi_2, \dots, \phi_M)^T$ with M the number of modes. For the Schwinger model $M = N$, whereas for the SU(2) LGT we have twice as many modes, $M = 2N$, due to the two colors of fermions. Thus, in order to compute the evolution of $|\psi\rangle$, we have to determine the evolution of Γ in imaginary and real time which is given by the equations [55]

$$\frac{d}{d\tau} \Gamma(\tau) = \{\Gamma, \mathcal{H}(\Gamma)\} - 2\Gamma \mathcal{H}(\Gamma) \quad (16)$$

$$i \frac{d}{dt} \Gamma(t) = [\mathcal{H}(\Gamma), \Gamma]. \quad (17)$$

In the expression above $\mathcal{H}(\Gamma)$ is the (effective) single-particle Hamiltonian in the $U_{\text{ext}} \Theta$ -rotated frame (see Appendices A and B for details). Eq. (16) yields the ground state in the limit $\tau \rightarrow \infty$, while Eq. (17) describes real-time dynamics in the family of fermionic Gaussian states.

IV. U(1) GAUGE THEORY

Let us first consider the simple Abelian case of the Schwinger model. Since for the U(1) gauge group the external charges are merely complex numbers, and hence $U_{\text{ext}} = \hat{1}$, the variational ansatz reads $|\psi\rangle = \Theta^\dagger |\text{GS}\rangle |0\rangle_{\text{gauge}}$. We will first analyze the (interacting) ground state (subsection A), and then the real-time dynamics in the presence of two static charges (subsection B). In both cases we will consider the decoupled Hamiltonian from Eq. (12) that contains the matter fields only. In

order to benchmark the Gaussian variational approach, we compare our results to the MPS computations carried out in Refs. [30, 40].

A. Static properties

In this section, we study the static potential between external charges for both the massless and the massive Schwinger model. First we compute the ground state energy E_{vac} by evolving the bare vacuum (Dirac sea) from Eq. (7) according to Eq. (16). In order to determine the ground state energy $E_Q(L)$ in the presence of static charges, we repeat the calculation but this time placing on top of the vacuum a pair of external charges separated by a distance L and connected by a string of electric flux (to fulfill Gauss' law).

In Fig. 1, we compare our results for the static potential, $V_Q(L) = E_Q(L) - E_{\text{vac}}$, to those obtained via a gauge-invariant MPS simulation in Ref. [30] where the gauge field was not eliminated. To compare our results to those in Ref. [30], we identify $\varepsilon = 1/(2a)$ and $g^2 = g_0^2 a$. Then the continuum limit of the model is obtained as $a \rightarrow 0$. One can introduce the dimensionless parameter $x = 1/(g_0 a)^2$, such that the continuum limit corresponds to $x \rightarrow \infty$.

In Fig. 1(a) we show numerical results from MPS and Gaussian ansätze in the case of two small but finite lattice spacing values, for the quantity

$$\Delta = \frac{1}{g} |V_Q(\infty) - V_Q(L)| \quad (18)$$

where $V_Q(\infty)$ is the exact analytical value of $V_Q(L)$ when $L \rightarrow \infty$ in the continuum limit [63]. We observe that both ansätze behave very similarly, and the relative error between both is below 0.3% considering MPS as the reference result.

For the massive Schwinger model, we choose $x = 100$ in order to compare the potential $V_Q(L)$ with that in Ref. [30]. Although this case is not exactly solvable, it is well-known [30, 64] that as long as the static charges are integer multiples of the fundamental charge g , these will be completely screened by the particle-antiparticle pairs created out of the vacuum in the broken string case. As soon as L reaches the critical distance L_c and this happens, the potential $V_Q(L)$ saturates to a constant value, where the excited pairs of dynamical fermions screen the static charges creating two isolated color singlets (also called mesons [40]). In Fig. 1(b) the static potential for $Q/g = 1$ and different values of m/g shows that the smaller m/g , the easier it is to break the string, i.e., smaller values for L_c . The accuracy of the Gaussian variational method can be validated in comparison to MPS with relative error bounded by 0.7% even for L close to L_c .

In Fig. 1(c) we consider noninteger values of Q/g for $m/g = 1$. In this case the static charges cannot be completely screened via production of pairs, which can only

screen their integer part. This fact gives rise to the appearance of several string breaking processes with a remaining flux connecting the charges. In this case the relative error between the two ansätze is bounded by 0.4% in comparison with MPS results in Ref. [30].

The reason why the Gaussian ansatz turns out to describe the model so accurately, can be understood as follows. In the limit $x \rightarrow \infty$, the Hamiltonian (12) becomes quadratic and then it can be exactly solved by the Gaussian ansatz. On the other hand, for $x \rightarrow 0$, the hopping term vanishes and the ground state is given by the bare vacuum (7). In fact, this state turns out to be a Gaussian state as well and therefore both limits are accurately captured by the Gaussian ansatz. This analysis together with the results for the charge and flux distribution profiles shows that the Gaussian ansatz accurately captures the equilibrium properties of the U(1) Schwinger model. In the following sections we return to our original parameter convention fixing $\varepsilon = 1$ as unit of energy similar to the discrete models considered in Refs. [40, 41].

B. Real-time dynamics

In this section we probe the validity of the Gaussian ansatz to describe dynamical properties of the Schwinger model by solving Eq. (17) for certain initial conditions. In particular we are interested in the dynamics of string breaking. We consider two different scenarios: (i) an initial dynamical string configuration whose ends at n_1 and n_2 can freely propagate, which we call the free string, given by the non-Gaussian state $\Theta^\dagger \phi_{n_1}^\dagger \phi_{n_2} |GS\rangle |0\rangle_{\text{gauge}}$ for odd distance; (ii) a string with two static charges on its ends, referred to as a static string. Moreover, time is measured in units of $1/\varepsilon$.

For the static string created on top of the interacting vacuum with $m, g \neq 0$, one expects that the string will dynamically break for the length $L/a = 19$ which exceeds the critical distance. In Fig. 2, the real-time evolution of the electric flux configuration in different parameter regimes for a static string is shown.

In Fig. 2(a) we show the electric flux for the noninteracting massless case $m = g = 0$. This case can be analytically solved with the Gaussian ansatz where the initial state is the interacting vacuum with half filling i.e., $\langle \phi_n^\dagger \phi_n \rangle = 1/2$ for all sites n . The calculation shows that a line of electric flux connecting the static charges does not increase the energy of the system and therefore the string state is stationary, as can be seen in the figure.

In the intermediate regime, shown in Fig. 2(b), a more intriguing feature emerges. We observe the formation of anti-string configurations, i.e., a string with opposite orientation of charges at its ends in comparison to the original string, in the center where the production of particle-antiparticle pairs takes place [40]. This effect is called Schwinger mechanism where the creation of these pairs in a uniform electric field is viewed as the quantum process in which virtual pairs can be separated to

become real pairs once they gain the binding energy of twice the rest mass energy [65, 66]. We will further study this phenomenon in the following section.

Fig. 2(c) shows the result for the strong coupling regime $m = 3, g = 3.5$. In this case, the interacting vacuum in the outer region is stable due to the high cost in energy of creating pairs out of the vacuum. Nevertheless an oscillation between a string and a broken string is realized in the center.

For the free string whose ends can freely propagate, we consider the string created on top of the interacting vacuum and the bare vacuum, i.e., the ground state of $\sum_n (-1)^n \phi_n^\dagger \phi_n$. The result for the bare vacuum is used to qualitatively compare our results with those obtained from the DMRG calculations in Ref. [40]. We note that in Ref. [40], the gauge field was not eliminated and an effective Quantum Link model with spin-1 operators on the link was considered. Moreover, in order to qualitatively compare to the existing results, we plot our results for the electric field within the range $|\langle L_n \rangle| \leq 1$.

The real-time evolution of the electric flux configuration for the initial free string is shown in Fig. 3. For the noninteracting massless Schwinger case, which is exactly solvable with a Gaussian state, fermionic excitations can be created out of the vacuum at no energy cost which gives rise to large fluctuations of the electric field. Notice the difference in the evolution of the electric field in Figs. 3(a) and 3(d) for a string created on top of the interacting and the bare vacuum, respectively. In the former case, Fig. 3(a) shows that only the initial string propagates on the lattice. For the string imposed on top of the bare vacuum, the evolution corresponds to a global quench, which results in an interference of two wave fronts in the bulk as can be seen in Fig. 3(d). The difference of our results in Fig. 3(d) with respect to a similar study with a spin-1 Quantum Link model in Ref. [40] can be explained due to the large fluctuations of the electric field, which lead to a maximal value $\max_{n,t} |\langle L_n \rangle(t)| = 1.35 > 1$ at $t \approx 1$ during the evolution. As a result, the quantum link model in this parameter regime with $g = 0$ is not equivalent to the Schwinger model considered in this paper [66].

In Figs. 3(b) and 3(e), we choose $m = 0.1, g = 1$. In this intermediate regime the string created on top of the interacting vacuum is breaking due to the creation of particle-antiparticle pairs, as Fig. 3(b) reveals. At the beginning, string/anti-string configurations emerge alternately and finally disappear at a later time for which a steady state is reached. Fig. 3(e) clearly shows that for a string imposed on top of the bare vacuum, we again observe an interference between the electric field wave fronts coming from the center and the boundary due to the quench dynamics.

In the regime of strong coupling and large mass, $m = 3, g = 3.5$, the Hamiltonian (12) is dominated by the mass and long-range interaction terms rendering the dynamical fermions outside the string region essentially static. As a result, the bare and interacting vacua are very sim-

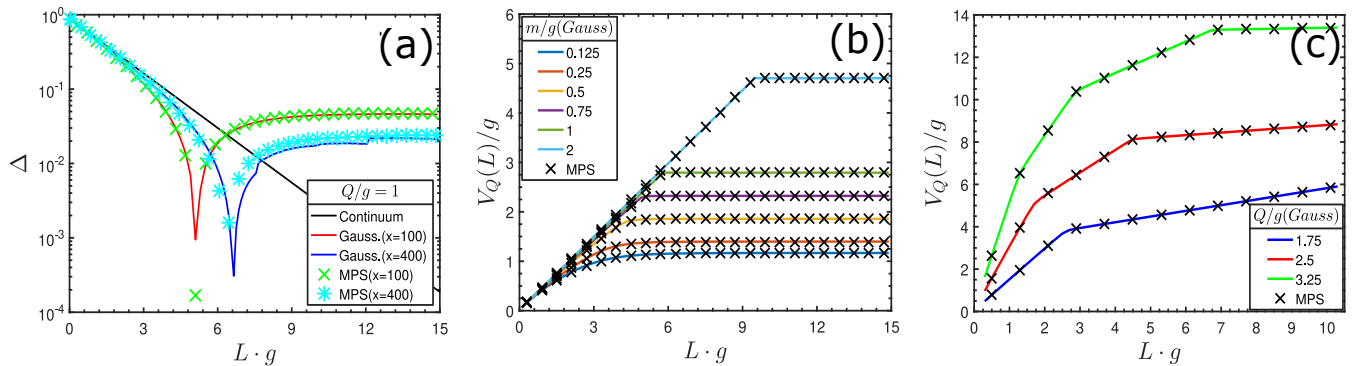


FIG. 1. Comparison between the static potential $V_Q(L)/g$ obtained from the Gaussian method and the MPS calculation from Ref. [30]. (a) Deviation from the continuum analytical result for the massless case $m/g = 0$ (black solid line) for $x = 100$ (red solid line for the Gaussian ansatz and green crosses for the MPS) and $x = 400$ (blue solid line for the Gaussian ansatz and cyan asterisks for the MPS). (b) Static potential for the massive case with $Q/g = 1$ and $x = 100$ from the Gaussian ansatz (solid lines) and the MPS results (crosses). (c) Partial string breaking for noninteger values of Q/g and $m/g = 1$, $x = 400$. Solid lines again represent the result from the Gaussian ansatz, crosses the MPS results from Ref. [30].

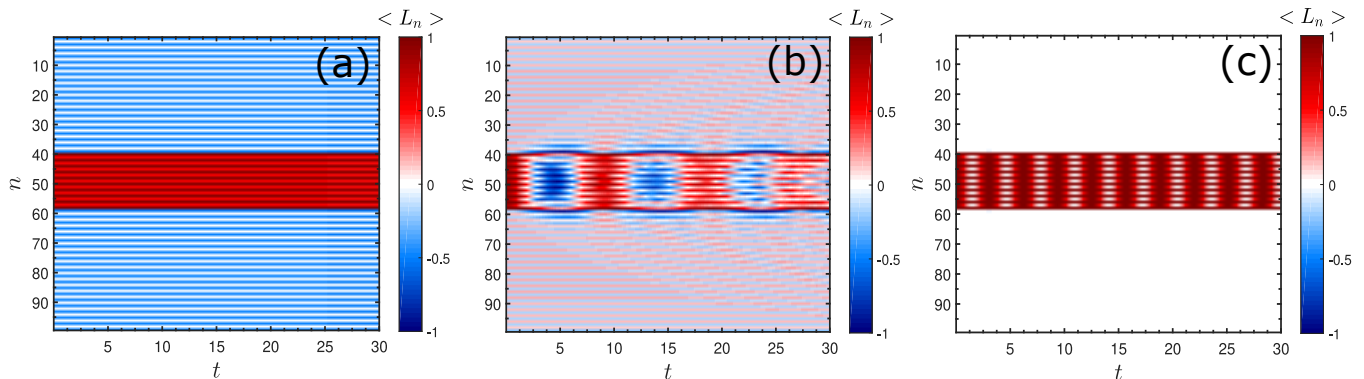


FIG. 2. Evolution of the electric flux distribution $\langle L_n \rangle$ for an initial static string of length $L/a = 19$ and $Q/g = 1$ imposed on top of the interacting vacuum. (a) The non-interacting case $m = g = 0$. (b) The appearance of string and anti-string configurations for $m = 0.1$, $g = 1$. (c) The strong coupling limit $m = 3$, $g = 3.5$.

ilar. Thus, as shown in Figs. 3(c) and 3(f), the time evolution of the electric field for a string imposed on the interacting vacuum is almost identical to the one imposed on the bare vacuum. In both cases the string is not completely broken. Because of the small fluctuations of the electric field in this regime, our results from Figs. 2(c), 3(c) and 3(f) are in very good agreement with those obtained with a Quantum Link model in Ref. [40].

In general, we observe that the Gaussian ansatz captures the relevant features of the static and dynamical aspects of string breaking and correctly describes the production and propagation of particle-antiparticle pairs.

V. SU(2) GAUGE THEORY

In the previous section we demonstrated the suitability of the ansatz to study Abelian gauge theories. However the Gaussian variational method is also adequate

for studying non-Abelian lattice gauge models. To illustrate that, we investigate an SU(2) LGT, which exhibits a richer Hilbert space structure compared to the Schwinger model. As before, we will consider the decoupled Hamiltonian (12) that only contains the fermionic matter fields. This allows us to correctly estimate vacuum energies in the absence of static charges via the variational ansatz $|\psi\rangle = \Theta^\dagger |\text{GS}\rangle |0\rangle_{\text{gauge}}$. The situation is different if we consider static charges. Unlike the U(1) case, now they are noncommuting operators. As a result the non-trivial color entanglement between the external charges and dynamical fermions prevents the description with a Gaussian state $|\text{GS}\rangle$ even after applying the transformation Θ .

To overcome this difficulty, we introduce two additional non-Gaussian unitary transformations, V_1 and V_2 , which efficiently disentangle the static and the dynamical degrees of freedom. In the new frame, the static charges and the dynamical fermions are decoupled and the for-

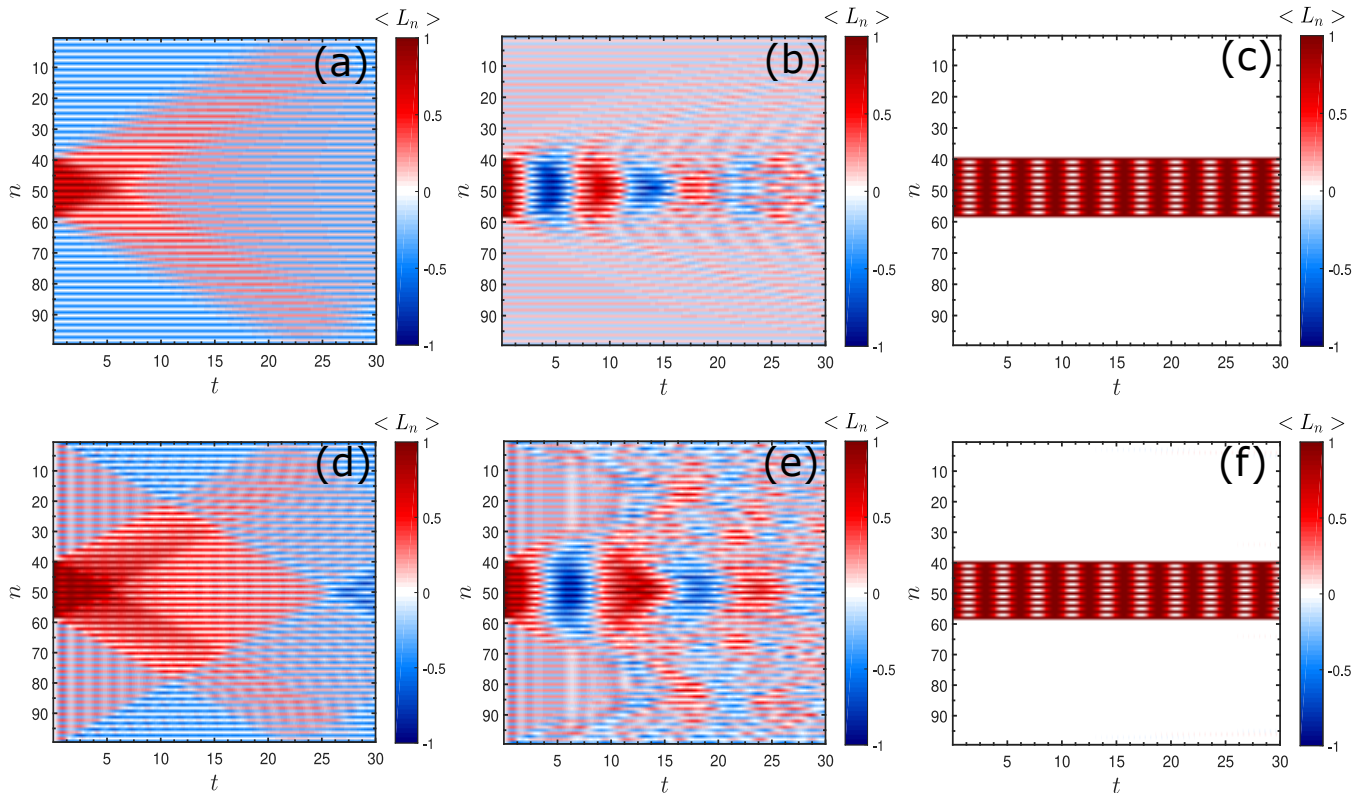


FIG. 3. Evolution of the electric flux distribution $\langle L_n \rangle$ for an initial free string of length $L/a = 19$ and $Q/g = 1$, the columns corresponds to $m = g = 0$ (first column), $m = 0.1, g = 1$ (second column), and $m = 3, g = 3.5$ (third column). Panels (a)-(c) show the evolution of a string imposed on top of the interacting vacuum, where no waves are coming from the boundaries. Panels (d)-(f) show the evolution of the string on imposed on top of the bare vacuum, leading to waves propagating from the boundaries and destructively interfering with the propagating string. The parameter regime $m = g = 0$ used in panels (a) and (d) can be exactly solved with the Gaussian ansatz. Moreover, panels (b) and (e) show the Schwinger mechanism.

mer appear as classical variables in the rotated Hamiltonian. While a transformation V_1 decoupling a single static charge from the dynamical fermions has been already used in the context of the Kondo model [56], here we generalize this approach and introduce a new transformation V_2 to decouple the second static charge. Moreover, we also introduce the correlation function between the static charges and between static charges and dynamical fermions. Using the variational ansatz $|\psi\rangle = \Theta^\dagger V_1^\dagger V_2^\dagger |\text{GS}\rangle |0\rangle_{\text{gauge}}$, we analyze again ground state properties in the presence of two static charges as well as real-time dynamics.

A. Decoupling the static charges

To study the string-breaking phenomenon we insert a pair of static charges at two sites n_1 and n_2 . This corresponds to the static charge distribution

$$q_n^a = \frac{1}{2}(\delta_{n,n_1}\sigma_1^a + \delta_{n,n_2}\sigma_2^a). \quad (19)$$

When the string is present, the pair of

static charges forms the spin singlet state $\sum_{\alpha=r,g} \Theta^\dagger \phi_{n_1}^{\dagger,\alpha} \phi_{n_2}^{\dagger,-\alpha} |\text{GS}\rangle |0\rangle_{\text{gauge}}$, and when the string is broken, each static charge forms a singlet state with the surrounding dynamical fermions. As a result, neither of them is a Gaussian state.

However, if we are able to decouple the static charges q_n from the dynamical fermions with a unitary transformation $V_2 V_1$, the transformed Hamiltonian (conditioned on the spin state of static charges) only contains operators acting on the dynamical fermions which can be studied with the Gaussian state approach. In fact, this decoupling is possible if the Hamiltonian has certain parity symmetries.

The problem we are trying to tackle here resembles a two-impurity problem described by the Hamiltonian (12), where the impurities are two static charges described by the Pauli matrices σ^α . The Hamiltonian H_Θ has the parity symmetry

$$[P_1, H_\Theta] = 0, \quad (20)$$

where the operator $P_1 = \sigma_1^z \sigma_2^z P_z$ and P_z is defined to be

$$P_z = \exp\left[i\frac{\pi}{2} \sum_n \phi_n^\dagger (\sigma^z + \mathbf{1}) \phi_n\right]. \quad (21)$$

This \mathbb{Z}_2 symmetry corresponds to the rotational invariance of the entire system along the z -direction by π .

Similar to the single-impurity Kondo model [56], we can construct the unitary transformation

$$V_1 = \frac{1}{\sqrt{2}}(1 - i\sigma_1^y \sigma_2^z P_z), \quad (22)$$

which transforms P_1 into the operator σ_1^x of the first impurity, $V_1 P_1 V_1^\dagger = \sigma_1^x$. Since P_1 is a symmetry of the Hamiltonian, σ_1^x is conserved in the new frame, i.e.,

$$[\sigma_1^x, H_1] = 0, \quad (23)$$

and can be considered as a ‘‘classical’’ variable, where $H_1 = V_1 H_\Theta V_1^\dagger$. The explicit form of H_1 is

$$H_1 = \varepsilon \sum_n (\phi_n^\dagger \phi_{n+1} + \text{H.c.}) \quad (24)$$

$$+ m \sum_n (-1)^n \phi_n^\dagger \phi_n + \frac{g^2}{2} H_e, \quad (25)$$

where the electric term reads

$$\begin{aligned} H_e = & \frac{1}{4} \sum_a \sum_{kp} V_{kp} \phi_k^\dagger \tau^a \phi_k \phi_p^\dagger \tau^a \phi_p \\ & + \frac{1}{2} \sum_k V_{kn_1} (\sigma_1^x \phi_k^\dagger \tau^x \phi_k - i\sigma_2^z P_z \phi_k^\dagger \tau^y \phi_k \\ & + \sigma_1^x \sigma_2^z P_z \phi_k^\dagger \tau^z \phi_k) + \frac{1}{2} \sum_{k,a} V_{kn_2} \sigma_2^a \phi_k^\dagger \tau^a \phi_k \\ & + \frac{1}{2} V_{n_1 n_2} (\sigma_1^x \sigma_2^x - \sigma_2^x P_z + \sigma_1^x P_z). \end{aligned} \quad (26)$$

To decouple the second static charge located at n_2 , we notice that the Hamiltonian H_1 is rotationally invariant along the x -direction for an even number $\mathcal{N} = \sum_n \phi_n^\dagger \phi_n$ of dynamical fermions. Thus, $P_2 = \sigma_2^x P_x$ is the parity symmetry of the Hamiltonian H_1 , where

$$P_x = \exp\left[i\frac{\pi}{2} \sum_n \phi_n^\dagger (\sigma^x + \mathbf{1}) \phi_n\right]. \quad (27)$$

A second unitary transformation

$$V_2 = \frac{1}{\sqrt{2}}(1 - i\sigma_2^y P_x) \quad (28)$$

allows us to rotate the parity operator $P_2 = \sigma_2^x P_x$ for the second charge, as $V_2 P_2 V_2^\dagger = -\sigma_2^z$. Thus, in the new frame, σ_2^z commutes with the Hamiltonian $H_2 = V_2 H_1 V_2^\dagger$. The final form of the transformed Hamiltonian is given by

$$\begin{aligned} H_2(\sigma_1^x, \sigma_2^z) = & \varepsilon \sum_n (\phi_n^\dagger \phi_{n+1} + \text{H.c.}) + m \sum_n (-1)^n \phi_n^\dagger \phi_n + \frac{g^2}{2} \left[\sum_a \sum_{n,m} Q_n^a V_{n,m} Q_m^a \right. \\ & + \frac{1}{2} V_{n_1, n_2} \left(-\sigma_1^x \sigma_2^z P_x + i^{\mathcal{N}} \sigma_2^z P_y + \sigma_1^x P_z \right) + \sum_m V_{n_1, m} \left(\sigma_1^x Q_m^x - i\sigma_2^z P_z Q_m^y + \sigma_1^x \sigma_2^z P_z Q_m^z \right) \\ & \left. + \sum_m V_{n_2, m} \left(-\sigma_2^z P_x Q_m^x - iP_x Q_m^y + \sigma_2^z Q_m^z \right) \right] \end{aligned} \quad (29)$$

which only depends on the two commuting operators σ_1^x, σ_2^z for the static charges, where the operator P_y is defined as

$$P_y = \exp\left[i\frac{\pi}{2} \sum_n \phi_n^\dagger (\sigma^y + \mathbf{1}) \phi_n\right], \quad (30)$$

and the relation

$$P_x P_z = P_z P_x e^{i\pi \mathcal{N}} = P_z P_x = i^{\mathcal{N}} P_y \quad (31)$$

has been used assuming an even number of dynamical fermions.

A remarkable feature of this Hamiltonian is that the operators for static charges become classical variables.

Indeed, a general state in the rotated frame can be written as $|\Psi\rangle = |\Psi_2\rangle |s_1\rangle |s_2\rangle$, where $|s_1\rangle$ and $|s_2\rangle$ are eigenstates of σ_1^x and σ_2^z , respectively. The evolution of the state $|\Psi_2\rangle$ is governed by the Hamiltonian $H_2(s_1, s_2)$ of dynamical fermions and will be approximated by the Gaussian state |GS).

To show the decoupling procedure and the corresponding symmetries in a compact way, we can rewrite the symmetry operators as

$$P_1 = -i^{\mathcal{N}} e^{i\pi Q^z} \quad (32)$$

and

$$\bar{P}_2 = V_1^\dagger P_2 V_1 = (-1)^{\mathcal{N}} e^{i\pi Q^y} \quad (33)$$

in the original frame before applying V_1 and V_2 , where $Q^z = \sum_n Q_n^z$ and $Q^y = \sum_n Q_n^y$ are the total (dynamical plus external) SU(2)-charge operators along the z and the y directions. Apart from the prefactor determined by the fixed dynamical fermion number, these two symmetries correspond to the rotational invariance of the original Hamiltonian H_Θ along the z and the y directions by angle π . The analysis above implies that a single unitary transformation $V_2 V_1$ can be applied directly to transform both symmetry operators to σ_1^x and $-\sigma_2^z$ of static charges, respectively. In the new frame, σ_1^x and σ_2^z commute with the Hamiltonian H_2 , and, thus, become the classical variables s_1 and s_2 . Correspondingly the symmetry operators P_1 and \bar{P}_2 take the values s_1 and $-s_2$, respectively. As will be shown in Sec. VB, the relation of $s_{1,2}$, \mathcal{N} , and $Q^{z,y}$ provides us a clear picture of the ground state configuration from the symmetry analysis.

We emphasize that V_1 and V_2 are two non-Gaussian unitary transformations entangling static charges and dynamical fermions. This entanglement induced by V_1 and V_2 can be seen from the variational state

$$\begin{aligned} & \frac{1}{4\sqrt{2}} \Theta^\dagger \{ (|\uparrow\rangle_z + s_1 |\downarrow\rangle_z) [(1+s_2)|\uparrow\rangle_z + (1-s_2)|\downarrow\rangle_z] \\ & + s_2 (s_1 |\uparrow\rangle_z - |\downarrow\rangle_z) [(1+s_2)|\uparrow\rangle_z + (1-s_2)|\downarrow\rangle_z] P_z \\ & - s_2 (|\uparrow\rangle_z + s_1 |\downarrow\rangle_z) [(1-s_2)|\uparrow\rangle_z + (1+s_2)|\downarrow\rangle_z] P_x \\ & + (s_1 |\uparrow\rangle_z - |\downarrow\rangle_z) [(1-s_2)|\uparrow\rangle_z + (1+s_2)|\downarrow\rangle_z] i^{\mathcal{N}} P_y \} \\ & \times |\text{GS}\rangle |0\rangle_{\text{gauge}} \end{aligned} \quad (34)$$

in the original frame, which correctly captures the physics for the appropriate choice of the parameters $s_1, s_2 \in \{-1, +1\}$ and the Gaussian state. Note that if the Gaussian state is taken to be the Dirac sea (Eq. (10)), it is a common eigenstate of all operators P_c with the same eigenvalue (either +1 or -1) and Eq. (34) becomes the singlet state between static charges for $s_1 = s_2 = -1$, while it becomes a triplet state for any other choice of s_1 and s_2 . However, unlike the Dirac sea, a general Gaussian state $|\text{GS}\rangle$ does not preserve the rotational symmetry of the Hamiltonian, and gives rise to entanglement between static and dynamical fermions. We will explore this entanglement structure in greater detail in our studies of the ground state and the real-time dynamics.

To explicitly characterize the entanglement between static charges and dynamical fermions, we introduce two gauge invariant correlation functions

$$C_2(n_1, n_2) = \sum_{a,b} \left\langle q_{n_1}^a \left(U_{n_1}^{\text{Adj},\dagger} \dots U_{n_2-1}^{\text{Adj},\dagger} \right)_{a,b} q_{n_2}^b \right\rangle \quad (35)$$

between the static charges, and

$$C_{\text{dyn}}(n_1, n) = \sum_{a,b} \left\langle q_{n_1}^a \left(U_{n_1}^{\text{Adj},\dagger} \dots U_{n-1}^{\text{Adj},\dagger} \right)_{a,b} Q_n^b \right\rangle \quad (36)$$

between the static charge at n_1 and the dynamical fermion at n . Note that in the gauge-field-free frame,

these correlation functions become

$$C_2(n_1, n_2) = \sum_a \langle q_{n_1}^a q_{n_2}^a \rangle, \quad (37)$$

and

$$C_{\text{dyn}}(n_1, n) = \sum_a \langle q_{n_1}^a Q_n^a \rangle. \quad (38)$$

In the limit where the string dominates (e.g. in the initial state, when the string is superimposed on the bare vacuum), the two static charges form a singlet state through the flux string connecting them, hence $C_2(n_1, n_2)$ approaches $-3/4$. In the opposite regime, when the string is broken, a color singlet is formed between each static charge and the dynamical fermions, and the correlation $C_2(n_1, n_2)$ vanishes. Hence, this correlation function indicates the occurrence of string breaking

$$C_2(n_1, n_2) \rightarrow \begin{cases} -3/4 & \text{in the string regime} \\ 0 & \text{in the broken-string regime} \end{cases} \quad (39)$$

In the latter case, the entanglement between the static charge at n_1 and the screening ‘‘cloud’’ of dynamical fermions can be characterized by $C_{\text{dyn}}(n_1, n)$. Furthermore, the correlation functions enable us to give a precise description of entanglement structure between the static charges and the dynamical fermions for in and out-of-equilibrium dynamics.

Analogously to Sec. IV for the U(1) gauge group, we make use of the evolution Eqs. (16) and (17) for Γ to study the string-breaking phenomenon in the ground state and its real-time dynamics. The effective mean-field Hamiltonian appearing in the Eqs. (16) and (17) is derived in Appendix B. Unlike the Abelian case, the Hamiltonian $H_2(s_1, s_2)$ contains exponential functions of the creation and annihilation operators, hence the derivation of the mean-field Hamiltonian follows a much more sophisticated procedure [55].

B. Static properties

Let us first apply the Gaussian ansatz in combination with the unitary transformations Θ , V_1 and V_2 to study the static aspects of the string-breaking phenomenon in the ground state of the SU(2) LGT. Additionally, to benchmark the Gaussian variational ansatz, we also perform MPS calculations (see Appendix C for details) and compare the results of both simulations. We observe that with our choice of parameters in both optimization algorithms, numerical artifacts are negligible for the effects we want to observe. Note that again we measure energy in units of $\varepsilon = 1$.

First of all, we compare the values for the ground state energies in the absence of static charges i.e., the vacuum

energies $E_{\text{vac}}/\varepsilon$. In Table I, considering MPS as the reference result, we show the relative difference

$$\Delta = \frac{E_{\text{vac}}^{\text{Gauss}} - E_{\text{vac}}^{\text{MPS}}}{|E_{\text{vac}}^{\text{MPS}}|}, \quad (40)$$

between Gaussian and MPS ansätze for E_{vac} . As expected, the MPS simulation yields lower values for the vacuum energy in all cases but even in the strong coupling regime (with $m = 0.5$ and $g = 3$) the relative error is bounded below 2.1%. Moreover we observe that the larger the coupling g becomes with respect to the mass m and the hopping ε , the more relevant the (non-quadratic) electric energy term H_e becomes, and, thus, resulting in larger errors.

		$E_{\text{vac}}/\varepsilon$		
m	g	Gaussian	MPS	Δ (%)
1	1	-64.2559	-64.2760	0.03
0.5	1	-51.9578	-52.0270	0.13
0.75	1.5	-54.6641	-54.7920	0.23
0.5	1.5	-48.2457	-48.4827	0.49
0.5	2	-43.9929	-44.4673	1.07
0.5	3	-36.1139	-36.8746	2.06

TABLE I. Comparison between the vacuum energies $E_{\text{vac}}/\varepsilon$ obtained from the Gaussian ansatz and the MPS calculation.

After comparing the interacting vacuum energies, we proceed to study the system in the presence of two static charges. Due to the parity symmetries, we conclude that the Hamiltonian has four sectors labeled by the eigenvalues s_1 and s_2 of P_1 and $-P_2$. Fixing $s_1, s_2 \in \{-1, +1\}$, we can compute the ground states in all of these four sectors with Eq. (16). The global ground state is then the one with the lowest energy. In Fig. 4 we present our results for $m = 1, g = 1$ (Fig. 4(a)), $m = 0.5, g = 1$ (Fig. 4(b)), and $m = 0.75, g = 1.5$ (Fig. 4(c)).

In Fig. 4(a) the blue asterisks correspond to the ground state energy in the sector $s_1 = s_2 = -1$. As expected, before the string breaks, the ground state energy (potential energy) grows linearly with the distance of the static charges. In the broken string case, the ground state energy in the sector $s_1 = s_2 = -1$ shows an oscillatory behavior between odd and even distances. Computing the ground states in all four sectors, we find that for even distances the global ground state in the broken string regime is in the sector $s_1 = 1, s_2 = -1$, and has the same energy as for odd distances, as shown by the red triangles in Fig. 4(a). The energy of the global ground state (potential energy) obtained from the non-Gaussian ansatz forms the expected plateau once the string has broken and quantitatively agrees with that from the MPS calculations (black circles). Computing the expectation value of P_1 and $-P_2$ in the ground state obtained from the MPS calculations we observe the same values for s_1 and s_2 in the different regimes. As shown by the green squares and the pink crosses the MPS results confirm that the global ground state is in the sector $s_1 = s_2 = -1$ in the

string and string-breaking cases for odd distances, while it is in the sector $s_1 = 1$ and $s_2 = -1$ for even distances in the broken string state. To understand why s_1 takes different values for even and odd distances in the string-broken state, one can inspect the total SU(2) charges \mathcal{Q}^a (including both static charges and dynamical fermions) and the total number of dynamical fermions for even and odd distances. It turns out that the ground state for odd distances is half-filled, and the total SU(2) charge is zero, which leads to $s_1 = s_2 = -1$ for the system size $N = 40$. However, for even distances, the ground state of the system in the broken string case always prefers to add or reduce two dynamical fermions and as a result, s_2 is kept the same and s_1 changes the sign.

In Figs. 4(b) and 4(c), the potential energy $V_Q(L)$, is plotted for $m = 0.5, g = 1$ and $m = 0.75, g = 1.5$. As m decreases, i.e., for relatively stronger interactions, the description given by the non-Gaussian ansatz still agrees with the MPS result very well, with a relative error smaller than 1.1%.

The presence or not of the string in the ground state can also be distinguished in the electric flux profiles. These are shown in the second and third rows of Fig. 4 for two sets of distances corresponding to the string and the string-breaking regimes, with the first static charge always located at $n_1 = 8$. In the string case, the two static charges are confined by the flux string. In the string-breaking regime, each of the static charges is completely screened by the surrounding dynamical fermions, and the flux string is broken. Because of the global SU(2) symmetry each group component contributes equally to $\langle \mathbf{L}_n^2 \rangle$. The flux distribution is also in good agreement with the one obtained from the MPS calculations, as shown by the red solid curves.

In the last row of Fig. 4, the correlation function $C_2(L)$ between the static charges as a function of the distance is shown. The breaking of the string takes place at some distance L_c . For much shorter distances ($L \ll L_c$) $C_2(L)$ is close to $-3/4$ indicating that the static charges are confined by the electric flux string and form a singlet state. In contrast, for much longer distances ($L \gg L_c$) $C_2(L)$ is essentially 0, thus implying that the static charges are screened by the surrounding dynamical fermions and the string is broken. Close to the distance at which the breaking takes place, the correlation function calculated from both the non-Gaussian ansatz (blue asterisks) and the MPS results (black circles) displays a sudden change for $m = 1, g = 1$ (Fig. 4(e)) and a smooth transition for $m = 0.5, g = 1$ and $m = 0.75, g = 1.5$ (Figs. 4(f) and 4(g)).

The correlation function $C_{\text{dyn}}^a(n_1, n)$ between the first static charge and the dynamical fermions also displays different patterns in the string and string-breaking regimes. As shown in Fig. 5, the static charges are hardly entangled with the dynamical fermions when the string is present, hence resulting in small values for $C_{\text{dyn}}^a(n_1, n)$. In contrast, $C_{\text{dyn}}^a(n_1, n)$ reveals that a symmetric cloud of dynamical fermions screens the static charges when the

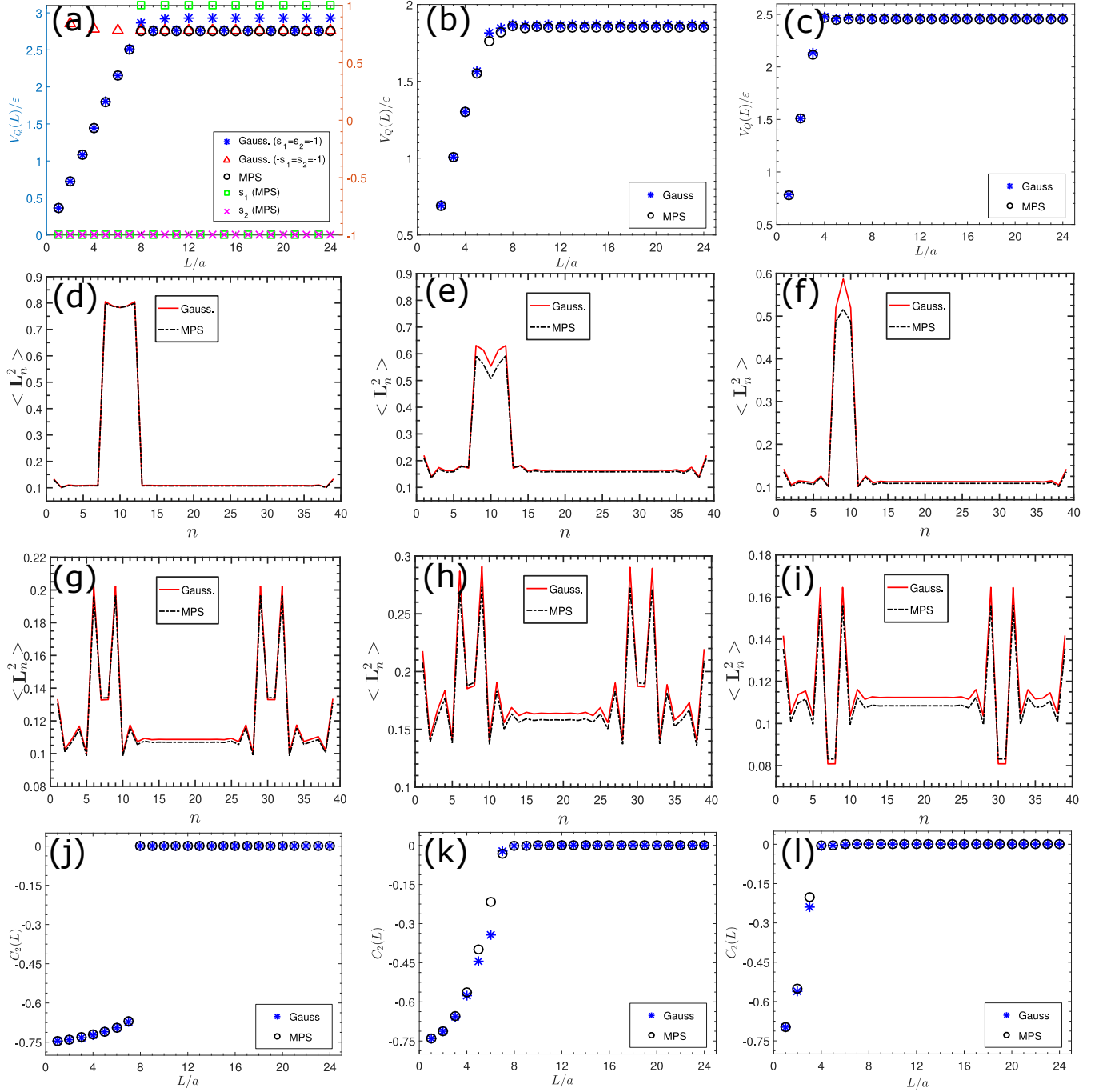


FIG. 4. Comparison between the equilibrium properties of the SU(2) LGT from the non-Gaussian ansatz and the MPS simulations. The columns correspond to parameters $m = 1, g = 1$ (first column), $m = 0.5, g = 1$ (second column), and $m = 0.75, g = 1.5$ (third column). Panels (a)-(c) in the first row show the static potential $V_Q(L)/\epsilon$. Additionally, in panel (a) we compare the results for different choices of s_1 and s_2 for the non-Gaussian ansatz in Eq. (34) and verify the result computing the expectation values for the parity operators P_1 and P_2 in the global ground state determined via a MPS simulation. Panels (d)-(f) show the color-electric flux profiles at various separations L/a between the external charges yielding a string ground state. Analogously, panels (g)-(i) show the flux profiles for separations where the flux string is broken. Finally, the panels (j)-(l) in the last row show the correlation function $C_2(L)$ between static charges in the ground state as a function of the distance.

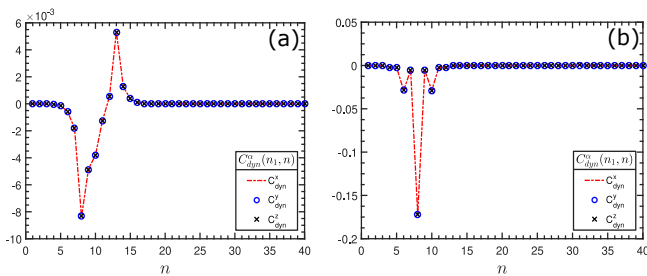


FIG. 5. Correlation function $C_{\text{dyn}}^\alpha(n_1, n)$ between the first static charge and dynamical fermions for $m = 1$, $g = 1$ and distances $L/a = 5$ (a) and $L/a = 23$ (b) between static charges.

string is broken. In particular, due to the global $SU(2)$ symmetry of the Hamiltonian each group component contributes equally, we see that $\sum_{n,a} C_{\text{dyn}}^a(n_1, n)$ is close to $-3/4$. Hence, the external charges are forming approximately a $SU(2)$ singlet with the surrounding dynamical fermions.

Therefore, our results for the potential energy, the electric flux profiles, and the correlation functions provide a comprehensive description of the string-breaking phenomenon. In the string case, the two static charges connected by the electric flux string form a $SU(2)$ singlet state, and are only weakly entangle with the half-filled dynamical fermions. As the distance increases, the flux string becomes longer and longer, which leads to the linear increase in the potential energy of static charges. At distances larger than a certain threshold value L_c , each static charge forms a color singlet with the dynamical fermions in the screening cloud, and the string is broken. For odd distances, the static charges are on sites of different staggered mass. This term favors double occupancy in one of them, and vacancy in the other. On the contrary, for even distances both static charges are located at sites favoring double occupancy with dynamical fermions (vacancy). Thus two fermions are annihilated (created) to screen the static charges. The screening results in a single dynamical fermion being localized on each of the static charges. In both cases the potential energy reaches a plateau indicating the occurrence of the string breaking.

All in all, the non-Gaussian ansatz accurately describes the string-breaking phenomenology in the (1+1)-dimensional $SU(2)$ LGT, where the entanglement between the static charges and the dynamical fermions is entirely encoded by the transformations V_1 and V_2 . It also allows us to effectively determine the relevant observables such as the potential energy, the electric flux profiles and the correlation functions.

C. Real-time dynamics

In this subsection, we study the dynamical aspects of the string-breaking phenomenon using the non-Gaussian

ansatz from Eq. (34). Since the transformations V_1 and V_2 can only characterize the entanglement between static charges and dynamical fermions, but not the entanglement between different dynamical fermions, we restrict ourselves to study the dynamical features of static strings.

In Fig. 6, the real-time evolution of the flux distribution $\langle \mathbf{L}_n^2 \rangle(t)$ and the correlation function $C_2(t)$ are depicted for the static string imposed on top of the interacting vacuum for various combinations of m and g .

Figs. 6(a)-6(c) shows that the interacting string is stable at short time scales, before it eventually breaks. Similar to the $U(1)$ case, the time scale of the breaking process t_{SB} depends on the length of the initial string, the mass m and the coupling constant g (recall we have fixed $\varepsilon = 1$). Moreover, the string-breaking behavior is also captured by the correlation function $C_2(t)$ between the two static charges, as shown in the second row of Fig. 6.

At initial times, the static charges connected by the flux string are in a singlet state, thus $C_2(0) \approx -3/4$. For short time scales, the dynamical fermions start to accumulate around the static charges and partially break the string, which corresponds to a damped oscillation in $C_2(t)$. Eventually, at t_{SB} the static charges are completely screened by the surrounding dynamical fermions, the flux string is completely broken and $C_2(t)$ oscillates around 0.

Comparing Figs. 6(d) and 6(e) to Fig. 6(f), we find that the larger the initial length L is, the longer it takes for the string to break. This can be explained as follows. For larger distances L , the system requires a longer time to relax from the initial interacting string state to the string-breaking state by transporting a dynamical fermion between the two sites occupied by the static charges. Moreover, for the same distance between static charges, to decrease the mass m and coupling constant g , effectively implies to increase the hopping parameter ε , which speeds up the screening process. Therefore, the string breaks faster for smaller values of m and g , as can be seen in Figs. 6(d) and 6(e).

VI. CONCLUSION AND OUTLOOK

In this paper, we introduce a new family of variational ansätze which is suitable to study lattice gauge models. Our method relies on three unitary transformations that rotate the original Hamiltonian (1). First, we derive Θ which decouples the matter and the gauge degrees of freedom. The resulting rotated Hamiltonian (12) is completely general and can be addressed with any numerical or analytical technique. For the $U(1)$ LGT, the Gaussian ansatz can describe the interacting vacuum state and the in and out of equilibrium transition between the string and broken string cases. However, for the $SU(2)$ LGT, while the ansatz is able to describe the interacting vacuum, it cannot be directly applied to study the string breaking in the presence of two static charges. Thus, we

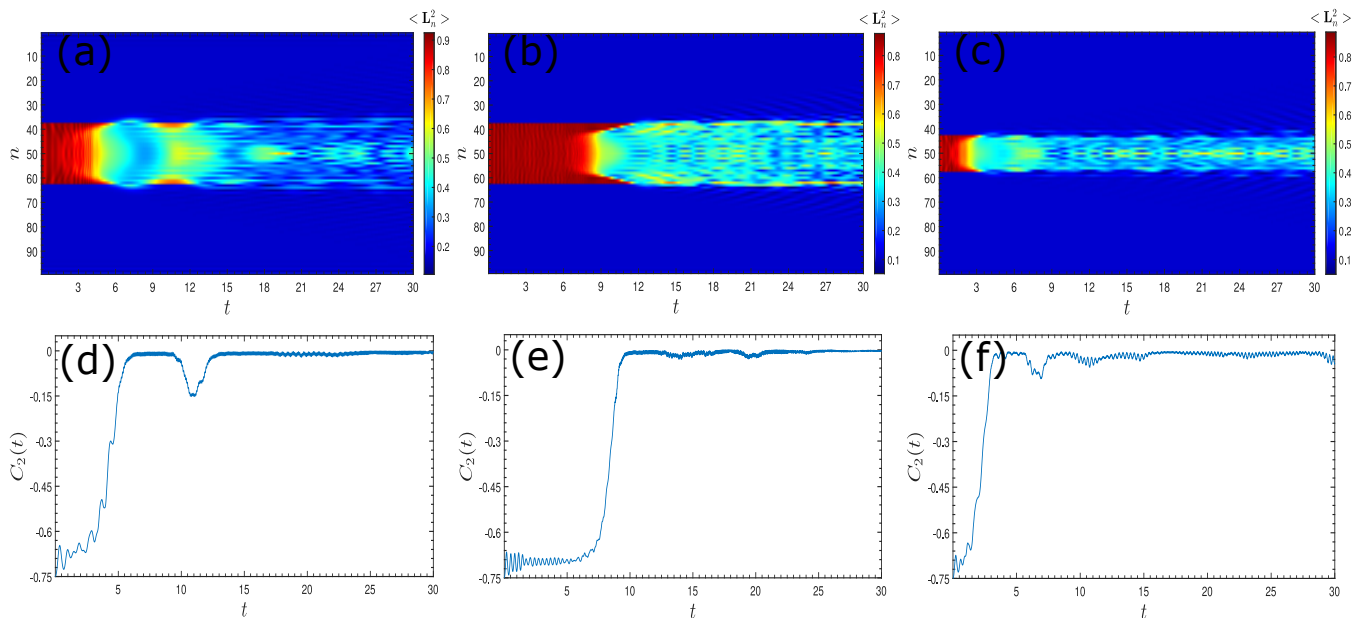


FIG. 6. Evolution of a color-flux string for an initial spin-singlet state between the static charges. Panels (a)-(c) show the evolution of the flux profile, panels (d)-(f) the evolution of the correlation function $C_2(t)$. The different columns correspond to the parameters $m = 0.5, g = 1, L/a = 25$ (first column), $m = 0.75, g = 1.5, L/a = 25$ (second column) and $m = 0.75, g = 1.5, L/a = 15$ (third column).

further introduce a non-Gaussian ansatz with two unitary transformations V_1 and V_2 that characterize the entanglement between static charges and dynamical fermions.

Using the Gaussian ansatz, we investigate the static and dynamical aspects of string breaking in the Schwinger model. First, we compute the interacting vacuum of the theory in the presence of two external charges and determine the static potential. For small distances between the external charges, we clearly see a linear increase in the static potential, thus indicating a flux string is present in the ground state. For larger distances beyond a critical one, it is energetically favorable to break the flux string resulting in a flattening of the potential. In general, we observe excellent agreement with previous tensor networks studies of the model [30] and we are able to precisely determine the regimes in which string breaking occurs. Second, we simulate the real-time dynamics of a flux string between two external charges. Computing the site resolved flux profiles we can also clearly distinguish between a string state and the breaking case in the out-of-equilibrium scenario. Even if we perform a global quench on the initial string state, we are able to simulate the dynamics with the Gaussian variational method.

This variational ansatz is not limited to the Abelian case and we can also explore static as well as dynamical properties for a $SU(2)$ LGT in the presence of external charges. Since in this case the Gaussian ansatz cannot be directly applied to the rotated Hamiltonian (12), we show how to overcome this limitation with the two additional unitary transformations V_1 and V_2 . These two transformations, which decouple the static charges and the

dynamical fermions, not only allow us to address the resulting Hamiltonian with fermionic Gaussian states, but also shed light on the entanglement structure between the dynamical fermions and the static charges. In the presence of a string we observe that the external charges are correlated among themselves. In contrast, in the breaking case correlations between the dynamical fermions and the static charges develop. Together with the static potential, the site resolved color-flux profiles and the correlation functions between charges, this allows us to give a comprehensive description of the string-breaking phenomenon. As for the Schwinger model, our results are in very good agreement with those obtained from MPS simulations. Furthermore, we also simulate the evolution of a color-flux string in real-time. Again, the flux profiles as well as the real-time evolution of the correlation function $C_2(t)$, clearly indicate whether the initial color flux string is breaking.

On the one hand, the unitary transformation Θ is not limited to the two specific cases we address and can be used with arbitrary $SU(N)$ gauge groups. More generally, it might be possible to derive a similar transformation for certain discrete gauge groups extensively used in the context of condensed matter physics. There is not yet a transformation to eliminate the gauge field in higher dimensions, i.e., 2+1 and 3+1 dimensional systems. One possibility is to decouple the gauge field as much as possible [67] and then find a suitable ansatz. Another possibility is to complement Gaussian states with unitary transformations that would respect Gauss law. On the other hand, V_1 and V_2 are also valid in higher spatial di-

mensions. However to decouple the $SU(N > 2)$ external charges is not straightforward, since the method given in the paper only applies to $SU(2)$. Thus, one has to investigate how to extend the method to larger N . Additionally, these two transformations for the $SU(2)$ case might have also applications in condensed matter physics. For example, they could potentially be applied to study problems such as Ruderman-Kittel-Kasuya-Yosida interaction between two Kondo impurities induced by the fermionic bath. In fact, in a recent work [68], the spinon-holon bound state in the 2D $t - J$ model is studied from the LGT point of view, i.e., the meson formation, which provides some hints to understand high- T_c superconductivity. Nevertheless the extension to high temperatures requires the generalization of the current variational approach. Moreover a finite chemical potential that tunes the total particle number can be easily considered by just adding a new quadratic term into the Hamiltonian.

Although here we combine the rotated Hamiltonian H_Θ with the use of non-Gaussian states, we expect the decoupled formulation itself to be useful for a variety of other approaches. On the one hand, as our MPS results for the $SU(2)$ case show, this formulation can be directly addressed with tensor networks. Compared to previous MPS studies of $SU(2)$ gauge models [33, 41] we do not have to truncate the gauge Hilbert spaces to finite dimension and our formulation can be readily extended to arbitrary gauge groups $SU(N)$. On the other hand, it could have potential applications for the design of future quantum simulators for LGT. In the quantum simulation of the $SU(2)$ LGT, two spins $1/2$ can be considered on each site to realize the spin Hamiltonian [69] via a Jordan-Wigner transformation [41]. This formulation generalizes the one recently implemented in a quantum simulator for the Schwinger model [62] to non-Abelian gauge groups. Since the gauge field can be completely eliminated, this might allow for simpler experimental realizations compared to previous proposals. The rotated Hamiltonian might also be interesting for studying the large N limit of gauge theories [70]. Since the gauge degrees of freedom are absent in the rotated Hamiltonian the effort for addressing larger values of N only grows moderately.

ACKNOWLEDGMENTS

We would like to thank the authors of Ref. [30] for kindly sharing with us their results in order to test the Gaussian ansatz in comparison to MPS results for the $U(1)$ lattice gauge theory. We are also very grateful to Erez Zohar for enlightening discussions and comments. Moreover, PS acknowledges financial support from ‘‘la Caixa’’ fellowship grant for post-graduate studies. TS acknowledges the Thousand-Youth-Talent Program of China. SK acknowledges financial support from Perimeter Institute for Theoretical Physics. This research was supported in part by Perimeter Institute for Theoret-

ical Physics. Research at Perimeter Institute is supported by the Government of Canada through the Department of Innovation, Science and Economic Development Canada and by the Province of Ontario through the Ministry of Research, Innovation and Science. ED acknowledges support from Harvard-MIT CUA, NSF Grant No. DMR-1308435, AFOSR Quantum Simulation MURI, AFOSR-MURI: Photonic Quantum Matter, award FA95501610323. JIC acknowledges ERC Advanced Grant QENOCOPA under the EU Horizon 2020 program (grant agreement 742102).

Appendix A: Eliminating the gauge field

Here we explicitly derive the unitary transformation which allows for eliminating the gauge field in Hamiltonian (1) for any non-Abelian gauge group G with unitary representations as it is for example the case of $SU(N)$ with $N > 1$. Different to derivation in Ref. [59, 60], we choose to work with open boundary conditions. Moreover, for the ease of notation, we use the Einstein summation convention for group indices throughout this Appendix.

1. Transformation to decouple the gauge field

In order to eliminate the gauge field appearing in the hopping term of the Hamiltonian (1) we look for a unitary transformation given by a fermionic operator that leaves the matrix components $(U^j)_{\alpha\beta}$ invariant. Let us recall how ϕ_n^α and $\phi_n^{\alpha,\dagger}$ transform under gauge transformations [71]

$$\begin{aligned}\Theta_g^{Q,j} \phi_n^\alpha \Theta_g^{Q,j\dagger} &= \sum_\beta D_{\alpha\beta}^j(g^{-1}) \phi_n^\beta, \\ \Theta_g^{Q,j} \phi_n^{\alpha,\dagger} \Theta_g^{Q,j\dagger} &= \sum_\beta \phi_n^{\beta,\dagger} D_{\beta\alpha}^j(g),\end{aligned}\tag{A1}$$

where $\Theta_g^{Q,j} = \prod_n \exp(i\alpha_n \cdot \mathcal{Q}_n)$ with $g \in G$ and $D^j(g)$ is the representation given by

$$D_{\beta\alpha}^j(g) = \left(e^{i\alpha_n \cdot \mathbf{T}^j} \right)_{\beta\alpha}.\tag{A2}$$

From now on the representation index j will be omitted as long as there is no need for a particular one. Given these transformation laws, the hopping term changes as follows

$$\begin{aligned}H_{\text{hop}} &\mapsto \Theta^Q H_{\text{hop}} \Theta^{Q\dagger} \\ &= \varepsilon \sum_n \{ (\phi_n^\dagger)_\gamma D_{\gamma\alpha}(g_n) (U_n)_{\alpha\beta} D_{\beta\delta}(g_{n+1}^{-1}) (\phi_{n+1})_\delta + \text{H.c.} \},\end{aligned}\tag{A3}$$

where we denote the gauge transformation applied to the fermionic field living on the site n by $D(g_n)$. Thus, in order to remove the gauge field in the hopping

term with this transformation we see that the condition $D(g_n)U_n D(g_{n+1}^{-1}) = \mathbb{1}$ has to be fulfilled, or equivalently

$$D(g_{n+1}) = D(g_n)U_n \quad \forall n. \quad (\text{A4})$$

To solve the set of equations (A4), we fix the left open boundary conditions to $U_0 = \mathbb{1}$ and $D(g_0) = \mathbb{1}$ for both gauge and fermionic fields, giving as a result $D(g_1) = \mathbb{1}$ [72]. Solving for all links n we obtain

$$D(g_n) = U_1 U_2 \cdots U_{n-1} \quad \forall n \quad (\text{A5})$$

where we did not make reference to any specific representation and the index j has been omitted. In fact we see that the unitary transformation Θ which generates the linear transformation (A5) is given by

$$\Theta = \prod_{k=1}^{\rightarrow} \exp\left(i\theta_k \cdot \sum_{m>k} \mathcal{Q}_m\right) \equiv \prod_{k=1}^{\rightarrow} W_k, \quad (\text{A6})$$

where the link variables θ_n^a describing the gauge field were discussed below Eq. (2) and the superscript “ \rightarrow ” means that the operators $W_k = \exp\left(i\theta_k \cdot \sum_{m>k} \mathcal{Q}_m\right)$ must be ordered from left to right with increasing index k .

2. Rotated Hamiltonian

So far we have only considered the hopping part of the Hamiltonian. To complete the transformation of the Hamiltonian, we still have to compute the mass term and the color-electric energy term. Using Eq. (A1), it is easy to see that the mass term is invariant under Θ . To see how the electric field transforms under Θ , we use the commutation relation between the conjugate variables from Eq. (4) and then since $W_k^j = \exp\left(i\theta_k \cdot \sum_{m>k} \mathcal{Q}_m^j\right)$, we see that W_k^j has the same matrix structure as $(U_k^j)_{mn}$ because the fermionic charges $\mathcal{Q}_m^{a,j}$ are just complex numbers on the gauge Hilbert space. Therefore we obtain

$$W_k^j L_k^a W_k^{j\dagger} = L_k^a - \sum_{m>k} \mathcal{Q}_m^{a,j} \quad (\text{A7})$$

Thus, omitting the j index, L_n^a transforms under Θ as

$$\Theta L_n^a \Theta^\dagger = L_n^a - \sum_{m>n} \left(U_{n-1}^{\text{Adj.}} \cdots U_1^{\text{Adj.}} \mathcal{Q}_m\right)^a, \quad (\text{A8})$$

where we have applied the transformation law

$$W_k \mathcal{Q}_m^a W_k^\dagger = (U_k^{\text{Adj.}})_{a,b} \mathcal{Q}_m^b \quad (\text{A9})$$

for $m > k$ and 0 otherwise, i.e., \mathcal{Q}_m transforms as a 3-vector under color rotations. Thus in the rotated frame Gauss' law takes the easy form

$$L_n^a = R_{n-1}^a \quad \forall n > 1. \quad (\text{A10})$$

Now using the relation between $\mathbf{L} = (L_a)_{\mathbf{a}}^{\dim(G)}$ and $\mathbf{R} = (R_a)_{\mathbf{a}}^{\dim(G)}$ given by

$$R_n^a = (U_n^{\text{Adj.}})_{ab} L_n^b, \quad (\text{A11})$$

with $U_n^{\text{Adj.}}$ the adjoint representation of a group element on the link, we obtain the easy form for the electric field

$$L_n^a = \left[U_{n-1}^{\text{Adj.}} \cdots U_1^{\text{Adj.}} \left(\mathbf{R}_0 + \sum_{m \geq 1} \mathcal{Q}_m\right)\right]^a \quad (\text{A12})$$

expressing \mathbf{L}_n as a sum of the previous charges. Thus, using the orthogonality of the matrices $U_n^{\text{Adj.}}$ and combining Eqs. (A8) and (A12), the rotated electric term takes the form

$$H_e = \Theta \bar{H}_e \Theta^\dagger = \sum_n \left(\mathbf{R}_0 + \sum_{m \leq n} \mathcal{Q}_m\right)^2. \quad (\text{A13})$$

If the background field vanishes $\mathbf{R}_0 = 0$ and the total charge is zero, $\sum_n \mathcal{Q}_n^a = 0$, which implies Gauss' law in the form of Eq. (5), we can rewrite the electric term in the symmetric form

$$\begin{aligned} H_e &= \sum_{k,p} \frac{1}{2} \sum_n (\theta_{kn}^- \theta_{pn}^- + \theta_{nk}^+ \theta_{np}^+) \mathcal{Q}_k \mathcal{Q}_p \\ &= \sum_{k,p} \frac{1}{2} \sum_n (\theta_{kn}^- \theta_{pn}^- + \theta_{nk}^+ \theta_{np}^+ - 1) \mathcal{Q}_k \mathcal{Q}_p, \end{aligned} \quad (\text{A14})$$

where θ_{kn}^\pm are Heaviside functions defined as $\theta_{kn}^\pm = \theta(k - n \pm 0^+)$. Realizing that

$$\frac{1}{2} \sum_n (\theta_{kn}^- \theta_{pn}^- + \theta_{nk}^+ \theta_{np}^+ - 1) = -\frac{1}{2} |k - p| \quad (\text{A15})$$

is the Coulomb potential in 1+1 dimensions, we can express the Hamiltonian in the final form

$$\begin{aligned} H_\Theta &= \varepsilon \sum_n \{\phi_n^\dagger \phi_{n+1} + \text{H.c.}\} + m \sum_n (-1)^n \phi_n^\dagger \phi_n \\ &\quad + \frac{g^2 a}{2} \sum_{n,m} \mathcal{Q}_n V_{n,m} \mathcal{Q}_m. \end{aligned} \quad (\text{A16})$$

Note that for the case of $U(1)$, the previous result is much simpler, since in this case the group dimension is one and the structure constants are trivial.

Appendix B: Effective Hamiltonian $SU(2)$

As we already discussed in the main text, one needs to obtain the effective (state-dependent) single-particle Hamiltonian $\mathcal{H}(\Gamma)$ in order to solve the evolution equations (16) and (17) for the Gaussian state. In the following we briefly introduce the general approach and derive $\mathcal{H}(\Gamma)$ by taking derivatives of the expectation value for the rotated Hamiltonian in Eq. (29) with respect components of the covariance matrix Γ . In order to compute this expectation value, which involves exponential terms, we follow Appendix D in Ref. [55].

1. Imaginary time evolution of Gaussian states and ground state properties

In this section, we study the zero temperature properties by assuming the ground state $|\Psi_2\rangle$ of H_2 as the fermionic Gaussian state |GS) characterized by the covariance matrix $\Gamma_m = i\langle[A, A^T]\rangle/2$ of the Majorana fermion operator $A = (\phi^\dagger + \phi, i\phi^\dagger - i\phi)^T$ where ϕ^\dagger and ϕ are vectors collecting all creation and annihilation operators on the lattice. The ground state properties can also be described by the covariance matrix in the Nambu basis $\Gamma = \langle\Phi^\dagger\Phi\rangle$ where $\Phi = (\phi, \phi^\dagger)^T$. Both representations are equivalent with Γ and Γ_m related via $\Gamma = 1/2 - iW_f^\dagger\Gamma_m W_f/4$ with

$$W_f = \begin{pmatrix} 1 & 1 \\ -i & i \end{pmatrix}. \quad (\text{B1})$$

The effective mean-field Hamiltonian $H_Q(\Gamma) = 1/2\Phi^\dagger\mathcal{H}(\Gamma)\Phi$ can be obtained by computing the derivatives of $\langle H_2 \rangle$ with respect to Γ_m [55]. Here, in terms of Γ_m the mean values in $\langle H_2 \rangle$ are

$$\langle P_c \rangle = (-1)^N \text{Pf} \left(\frac{\Gamma_F^c}{2} \right), \quad (\text{B2})$$

where

$$\begin{aligned} (\mathcal{E}_0)_{m\alpha, n\beta} &= \varepsilon\delta_{m, n\pm 1}\delta_{\alpha\beta} + (-1)^n m\delta_{\alpha\beta}\delta_{nm} + \frac{g^2 a}{2} \left[\frac{3}{8} N\delta_{\alpha\beta}\delta_{nm} + \frac{1}{2} (s_1\tau_{\alpha\beta}^x V_{nn_1} + s_2\tau_{\alpha\beta}^z V_{nn_2})\delta_{nm} \right. \\ &\quad \left. + \frac{1}{2} \sum_{k,a} \tau_{\alpha\beta}^a V_{nk} \langle \phi_k^\dagger \tau^a \phi_k \rangle \delta_{nm} - \frac{1}{2} V_{nm} \sum_a \tau_{\alpha\delta}^a \langle \phi_{m\gamma}^\dagger \phi_{n\delta} \rangle \tau_{\gamma\beta}^a \right], \\ (\Delta)_{m\alpha, n\beta} &= \frac{g^2 a}{2} \frac{1}{2} V_{nm} \sum_a \tau_{\alpha\gamma}^a \langle \phi_{m\delta} \phi_{n\gamma} \rangle \tau_{\beta\delta}^a. \end{aligned} \quad (\text{B7})$$

The Hamiltonian in the Majorana basis consists of three parts, $\mathcal{H}_P = \frac{g^2 a}{2} [\mathcal{H}_P^{(1)} + \mathcal{H}_P^{(2)} + \mathcal{H}_P^{(3)}]$, with

$$\mathcal{H}_P^{(1)} = V_{n_1 n_2} \left[s_1 s_2 \langle P_x \rangle O_x^T \sqrt{1+\sigma} \frac{1}{\Gamma_F^x} \sqrt{1+\sigma} O_x - i^N s_2 \langle P_y \rangle O_y^T \sqrt{1+\sigma} \frac{1}{\Gamma_F^y} \sqrt{1+\sigma} O_y - s_1 \langle P_z \rangle \sqrt{1+\sigma} \frac{1}{\Gamma_F^z} \sqrt{1+\sigma} \right], \quad (\text{B8})$$

$$\begin{aligned} (\mathcal{H}_P^{(2)})_{ij} &= \sum_n V_{nn_1} \left\{ -(s_1 s_2 \tau^z - i s_2 \tau^y)_{\alpha\beta} \langle P_z \phi_{n\alpha}^\dagger \phi_{n\beta} \rangle \left(\sqrt{1+\sigma} \frac{1}{\Gamma_F^z} \sqrt{1+\sigma} \right)_{ij} - i \frac{1}{2} (-1)^N \text{Pf} \left(\frac{\Gamma_F^z}{2} \right) \right. \\ &\quad \left. \times \left[\frac{1}{1 + \frac{1}{2}(1+\sigma)(i\sigma_y \Gamma_m - 1)} \begin{pmatrix} 1 \\ -i \end{pmatrix} \right]_{j, n\alpha} (s_1 s_2 - s_2 \tau^x)_{\alpha\beta} \left[(1 \ i) \frac{1}{1 + \frac{1}{2}(i\Gamma_m \sigma_y - 1)(1+\sigma)} \right]_{n\beta, i} \right\}, \end{aligned} \quad (\text{B9})$$

and

$$\begin{aligned} \langle P_c \phi_{n\alpha}^\dagger \phi_{n\beta} \rangle &= \frac{1}{4} (-1)^N \text{Pf} \left(\frac{\Gamma_F^c}{2} \right) U_{c, \beta\delta}^\dagger \left[(1 \ i) (i\sigma_y \Gamma_m^c - 1) \right. \\ &\quad \left. \times \frac{1}{1 + \frac{1}{2}(1+\sigma)(i\sigma_y \Gamma_m^c - 1)} \sigma \begin{pmatrix} 1 \\ -i \end{pmatrix} \right]_{n\delta, n\gamma} U_{c, \gamma\alpha}, \end{aligned} \quad (\text{B3})$$

where ‘‘PF’’ stands for the Pfaffian, $\sigma_y = \tau^y \otimes \mathbf{1}_{2N}$, $\sigma = \mathbf{1}_2 \otimes \tau^z \otimes \mathbf{1}_N$,

$$\begin{aligned} \Gamma_F^c &= \sqrt{1+\sigma} \Gamma_m^c \sqrt{1+\sigma} - i\sigma_y (1-\sigma) \\ \Gamma_m^c &= O_c \Gamma_m O_c^T \end{aligned} \quad (\text{B4})$$

O_c is a orthogonal matrix given by

$$O_c = \begin{pmatrix} \text{Re } U_c & -\text{Im } U_c \\ \text{Im } U_c & \text{Re } U_c \end{pmatrix}, \quad (\text{B5})$$

and $U_c = e^{i\pi\tau^y/4}$, $e^{-i\pi\tau^x/4}$, I for $c = x, y, z$.

Taking the derivative with respect to Γ_m , the single-particle Hamiltonian has the form

$$\mathcal{H} = \begin{pmatrix} \mathcal{E}_0 & \Delta \\ \Delta^\dagger & -\mathcal{E}_0^T \end{pmatrix} + i \frac{1}{2} W_f^\dagger \mathcal{H}_P W_f, \quad (\text{B6})$$

and

$$\begin{aligned}
(\mathcal{H}_P^{(3)})_{ij} = & \sum_n V_{nn_2} \left\{ -(-s_2 \tau^x - i \tau^y)_{\alpha\beta} \langle P_x \phi_{n\alpha}^\dagger \phi_{n\beta} \rangle \left(O_x^T \sqrt{1+\sigma} \frac{1}{\Gamma_F^x} \sqrt{1+\sigma} O_x \right)_{ij} - i \frac{1}{2} (-1)^N \text{Pf} \left(\frac{\Gamma_F^x}{2} \right) \right. \\
& \times \left[O_x^T \frac{1}{1 + \frac{1}{2}(1+\sigma)(i\sigma_y \Gamma_m^x - 1)} \begin{pmatrix} 1 \\ -i \end{pmatrix} \right]_{j,n\gamma} \gamma U_{x,\gamma\alpha} (-s_2 \tau^x - i \tau^y)_{\alpha\beta} U_{x,\beta\delta}^T \\
& \left. \times \left[\begin{pmatrix} 1 & i \\ & 1 \end{pmatrix} \frac{1}{1 + \frac{1}{2}(i\Gamma_m^x \sigma_y - 1)(1+\sigma)} O_x \right]_{n\delta,i} \right\}, \quad E_S \quad (\text{B10})
\end{aligned}$$

The imaginary time evolution of Γ obeys Eq. (16) which yields the ground state configuration in the limit $\tau \rightarrow \infty$. The variational state in different sectors reads

$$\begin{aligned}
& \frac{1}{4\sqrt{2}} \Theta^\dagger \left[(|\uparrow\rangle_z + s_1 |\downarrow\rangle_z) [(1+s_2) |\uparrow\rangle_z + (1-s_2) |\downarrow\rangle_z] \right. \\
& + s_2 (s_1 |\uparrow\rangle_z - |\downarrow\rangle_z) [(1+s_2) |\uparrow\rangle_z + (1-s_2) |\downarrow\rangle_z] P_z \\
& - s_2 (|\uparrow\rangle_z + s_1 |\downarrow\rangle_z) [(1-s_2) |\uparrow\rangle_z + (1+s_2) |\downarrow\rangle_z] P_x \\
& \left. + (s_1 |\uparrow\rangle_z - |\downarrow\rangle_z) [(1-s_2) |\uparrow\rangle_z + (1+s_2) |\downarrow\rangle_z] i^{\mathcal{N}} P_y \right] \\
& \times |\text{GS}\rangle |0\rangle_{\text{gauge}} \quad (\text{B11})
\end{aligned}$$

In fact, considering as Gaussian state $|\text{GS}\rangle$ the one corresponding to the Dirac sea in Eq. (10), the previous ansatz acquires the simple form

$$\begin{aligned}
& \Theta^\dagger \frac{1}{\sqrt{2}} |\psi_{\text{SC,SU}(2)}\rangle \frac{1}{2} [(1+s_1) |\uparrow\rangle_z |\uparrow\rangle_z + s_2 (s_1 - 1) |\uparrow\rangle_z |\downarrow\rangle_z \\
& + (s_1 - 1) |\downarrow\rangle_z |\uparrow\rangle_z - s_2 (s_1 + 1) |\downarrow\rangle_z |\downarrow\rangle_z] |0\rangle_{\text{gauge}} \quad (\text{B12})
\end{aligned}$$

since the Dirac sea is a common eigenstate of the parity operators P_c . For instance, in the subspace with $s_1 = s_2 = -1$, the initial seed state

$$\Theta^\dagger \frac{1}{\sqrt{2}} |\psi_{\text{SC,SU}(2)}\rangle [|\uparrow\rangle_z |\downarrow\rangle_z - |\downarrow\rangle_z |\uparrow\rangle_z] |0\rangle_{\text{gauge}} \quad (\text{B13})$$

describes the singlet state of static charges in the (deep) string regime.

Appendix C: Technical details of the MPS simulations

In order to solve the $\text{SU}(2)$ LGT with MPS we start from the decoupled Hamiltonian H_Θ from Eq. (12). For convenience in the simulations we chose to translate the

fermionic degrees of freedom to spins via a Jordan Wigner transformation [41]. The resulting Hamiltonian reads

$$\begin{aligned}
H = & \varepsilon \sum_n (\sigma_{r,n}^+ \sigma_{g,n}^z \sigma_{r,n+1}^- + \sigma_{g,n}^+ \sigma_{r,n+1}^z \sigma_{g,n+1}^- + \text{H.c.}) \\
& + m \sum_n (-1)^n (2 + \sigma_{n,r}^z + \sigma_{n,g}^z) + \frac{g^2 a}{2} H_e \quad (\text{C1})
\end{aligned}$$

where the σ -matrices are the usual Pauli matrices, the electric term H_e takes the form given in Eq. (13), and the subscript indicates the vertex and the color on which they are acting. The dynamic charges in spin formulation are given by [41]

$$Q_n^x = -\frac{i}{2} (\sigma_{r,n}^+ \sigma_{g,n}^- - \text{H.c.}), \quad (\text{C2})$$

$$Q_n^y = -\frac{1}{2} (\sigma_{r,n}^+ \sigma_{g,n}^- + \text{H.c.}), \quad (\text{C3})$$

$$Q_n^z = \frac{1}{4} (\sigma_{r,n}^z - \sigma_{g,n}^z). \quad (\text{C4})$$

In our calculations we are interested in the subsector of vanishing total charge which we ensure by adding the energy penalty $\lambda (\sum_n \mathcal{Q}_n)^2$ to the Hamiltonian. The constant λ has to be chosen large enough to sufficiently penalize states with nonzero charge. The ground state of the resulting Hamiltonian can be computed with standard variational optimization of the MPS wave function [23, 24]. To estimate our numerical errors, we run our simulation for a series of bond dimensions χ of the MPS ranging from 40 up to 200 and values of λ up to 5000. The MPS results presented in the main text correspond to $\chi = 200$, $\lambda = 1000$ for which we find that both our numerical errors in the ground state energy and the correlation function as well as the expectation value of the penalty are negligible.

[1] S. Weinberg, *The Quantum Theory of Fields, volume II* (Cambridge University Press, 1996).

[2] Kenneth G. Wilson, "Confinement of quarks," *Phys. Rev. D*, **10**, 2445 (1974).

[3] John B. Kogut, "An introduction to lattice gauge theory and spin systems," *Rev. Mod. Phys.*, **51**, 659 (1979).

[4] S. Aoki, Y. Aoki, D. Becirević, C. Bernard, T. Blum, G. Colangelo, M. Della Morte, P. Dimopoulos,

- S. Dürr, H. Fukaya, M. Golterman, Steven Gottlieb, S. Hashimoto, U. M. Heller, R. Horsley, A. Jüttner, T. Kaneko, L. Lellouch, H. Leutwyler, C.-J. D. Lin, V. Lubicz, E. Lunghi, R. Mawhinney, T. Onogi, C. Pena, C. T. Sachrajda, S. R. Sharpe, S. Simula, R. Sommer, A. Vladikas, U. Wenger, and H. Wittig, “Review of lattice results concerning low-energy particle physics,” *Eur. Phys. J. C*, **77**, 112 (2017), ISSN 1434-6052.
- [5] Kenji Fukushima and Tetsuo Hatsuda, “The phase diagram of dense QCD,” *Rep. Prog. Phys.*, **74**, 014001 (2011).
- [6] S. Dürr, Z. Fodor, J. Frison, C. Hoelbling, R. Hoffmann, S. D. Katz, S. Krieg, T. Kurth, L. Lellouch, T. Lippert, K. K. Szabo, and G. Vulvert, “Ab Initio Determination of Light Hadron Masses,” *Science*, **322**, 1224 (2008), ISSN 0036-8075.
- [7] Matthias Troyer and Uwe-Jens Wiese, “Computational Complexity and Fundamental Limitations to Fermionic Quantum Monte Carlo Simulations,” *Phys. Rev. Lett.*, **94**, 170201 (2005).
- [8] Marco Cristoforetti, Francesco Di Renzo, Abhishek Mukherjee, and Luigi Scorzato, “Monte Carlo simulations on the Lefschetz thimble: Taming the sign problem,” *Phys. Rev. D*, **88**, 051501 (2013).
- [9] F. Hebenstreit, J. Berges, and D. Gelfand, “Simulating fermion production in 1+1 dimensional QED,” *Phys. Rev. D*, **87**, 105006 (2013).
- [10] Luigi Scorzato, “The Lefschetz thimble and the sign problem,” *PoS(LATTICE 2015)016* (2015).
- [11] A. Ammon, T. Hartung, K. Jansen, H. Leövey, and J. Volmer, “Overcoming the sign problem in one-dimensional QCD by new integration rules with polynomial exactness,” *Phys. Rev. D*, **94**, 114508 (2016).
- [12] Christof Gattringer and Kurt Langfeld, “Approaches to the sign problem in lattice field theory,” *Int. J. Mod. Phys. A*, **31**, 1643007 (2016).
- [13] T. Banks, Leonard Susskind, and John Kogut, “Strong-coupling calculations of lattice gauge theories: (1 + 1)-dimensional exercises,” *Phys. Rev. D*, **13**, 1043–1053 (1976).
- [14] C.J. Hamer, “Lattice model calculations for SU(2) Yang-Mills theory in 1 + 1 dimensions,” *Nucl. Phys. B*, **121**, 159 – 175 (1977), ISSN 0550-3213.
- [15] T. Banks, S. Raby, L. Susskind, J. Kogut, D. R. T. Jones, P. N. Scharbach, and D. K. Sinclair, “Strong-coupling calculations of the hadron spectrum of quantum chromodynamics,” *Phys. Rev. D*, **15**, 1111–1127 (1977).
- [16] D.P. Crewther and C.J. Hamer, “Eigenvalues for the massive Schwinger model from a finite-lattice Hamiltonian approach,” *Nucl. Phys. B*, **170**, 353 – 368 (1980), ISSN 0550-3213.
- [17] C.J. Hamer, “SU(2) Yang-Mills theory in (1 + 1) dimensions: A finite-lattice approach,” *Nucl. Phys. B*, **195**, 503 – 521 (1982), ISSN 0550-3213.
- [18] D. Horn and K. Karliner, “Mean field analysis of hamiltonian su(2) lattice gauge theory,” *Nuclear Physics B*, **235**, 135 – 147 (1984), ISSN 0550-3213.
- [19] David Horn, Marek Karliner, and Marvin Weinstein, “The t expansion and SU(2) lattice gauge theory,” *Phys. Rev. D*, **31**, 2589–2599 (1985).
- [20] Colin J. Morningstar, “Bistate t-expansion study of U(1) lattice gauge theory in 2 + 1 dimensions,” *Phys. Rev. D*, **46**, 824–835 (1992).
- [21] Lloyd C. L. Hollenberg, “Hamiltonian of SU(2) lattice gauge theory in approximate tridiagonal form,” *Phys. Rev. D*, **50**, 2293–2296 (1994).
- [22] Colin J. Morningstar and Marvin Weinstein, “Contractor renormalization group technology and exact Hamiltonian real-space renormalization group transformations,” *Phys. Rev. D*, **54**, 4131–4151 (1996).
- [23] Román Orús, “A practical introduction to tensor networks: Matrix product states and projected entangled pair states,” *Ann. Phys.*, **349**, 117 (2014), ISSN 0003-4916.
- [24] F. Verstraete, V. Murg, and J.I. Cirac, “Matrix product states, projected entangled pair states, and variational renormalization group methods for quantum spin systems,” *Adv. Phys.*, **57**, 143 (2008).
- [25] Steven R. White, “Density matrix formulation for quantum renormalization groups,” *Phys. Rev. Lett.*, **69**, 2863 (1992).
- [26] T. M. R. Byrnes, P. Sriganesh, R. J. Bursill, and C. J. Hamer, “Density matrix renormalization group approach to the massive Schwinger model,” *Phys. Rev. D*, **66**, 013002 (2002).
- [27] M. C. Bañuls, K. Cichy, K. Jansen, and J. I. Cirac, “The mass spectrum of the Schwinger model with Matrix Product States,” *J. High Energy Phys.*, **2013**, 158 (2013).
- [28] Mari Carmen Bañuls, Krzysztof Cichy, J. Ignacio Cirac, Karl Jansen, and Stefan Kühn, “Density Induced Phase Transitions in the Schwinger Model: A Study with Matrix Product States,” *Phys. Rev. Lett.*, **118**, 071601 (2017).
- [29] Boye Buyens, Frank Verstraete, and Karel Van Acoleyen, “Hamiltonian simulation of the Schwinger model at finite temperature,” *Phys. Rev. D*, **94**, 085018 (2016).
- [30] Boye Buyens, Jutho Haegeman, Henri Verschelde, Frank Verstraete, and Karel Van Acoleyen, “Confinement and String Breaking for QED₂ in the Hamiltonian Picture,” *Phys. Rev. X*, **6**, 041040 (2016).
- [31] M. C. Bañuls, K. Cichy, J. I. Cirac, K. Jansen, and H. Saito, “Thermal evolution of the Schwinger model with matrix product operators,” *Phys. Rev. D*, **92**, 034519 (2015).
- [32] Mari Carmen Bañuls, Krzysztof Cichy, Karl Jansen, and Hana Saito, “Chiral condensate in the Schwinger model with matrix product operators,” *Phys. Rev. D*, **93**, 094512 (2016).
- [33] Mari Carmen Bañuls, Krzysztof Cichy, J. Ignacio Cirac, Karl Jansen, and Stefan Kühn, “Efficient Basis Formulation for (1 + 1)-Dimensional SU(2) Lattice Gauge Theory: Spectral Calculations with Matrix Product States,” *Phys. Rev. X*, **7**, 041046 (2017).
- [34] Boye Buyens, Jutho Haegeman, Karel Van Acoleyen, Henri Verschelde, and Frank Verstraete, “Matrix Product States for Gauge Field Theories,” *Phys. Rev. Lett.*, **113**, 091601 (2014).
- [35] Boye Buyens, Simone Montangero, Jutho Haegeman, Frank Verstraete, and Karel Van Acoleyen, “Finite-representation approximation of lattice gauge theories at the continuum limit with tensor networks,” *Phys. Rev. D*, **95**, 094509 (2017).
- [36] Ashley Milsted, “Matrix product states and the non-Abelian rotor model,” *Phys. Rev. D*, **93**, 085012 (2016).
- [37] Kai Zapp and Román Orús, “Tensor network simulation of QED on infinite lattices: Learning from (1+1) d, and prospects for (2+1) d,” *Phys. Rev. D*, **95**, 114508 (2017).

- [38] E. Rico, T. Pichler, M. Dalmonte, P. Zoller, and S. Montanero, “Tensor Networks for Lattice Gauge Theories and Atomic Quantum Simulation,” *Phys. Rev. Lett.* **112**, 201601 (2014).
- [39] Sidney Coleman, R Jackiw, and Leonard Susskind, “Charge shielding and quark confinement in the massive Schwinger model,” *Ann. Phys.*, **93**, 267 (1975), ISSN 0003-4916.
- [40] T. Pichler, M. Dalmonte, E. Rico, P. Zoller, and S. Montanero, “Real-Time Dynamics in U(1) Lattice Gauge Theories with Tensor Networks,” *Phys. Rev. X*, **6**, 011023 (2016).
- [41] Stefan Kühn, Erez Zohar, J. Ignacio Cirac, and Mari Carmen Bañuls, “Non-Abelian string breaking phenomena with matrix product states,” *J. High Energy Phys.*, **2015**, 130 (2015).
- [42] Marlon Brenes, Marcello Dalmonte, Markus Heyl, and Antonello Scardicchio, “Many-Body Localization Dynamics from Gauge Invariance,” *Phys. Rev. Lett.*, **120**, 030601 (2018).
- [43] Boye Buyens, Jutho Haegeman, Florian Hebenstreit, Frank Verstraete, and Karel Van Acoleyen, “Real-time simulation of the Schwinger effect with matrix product states,” *Phys. Rev. D*, **96**, 114501 (2017).
- [44] Erez Zohar, Michele Burrello, Thorsten B. Wahl, and J. Ignacio Cirac, “Fermionic projected entangled pair states and local U(1) gauge theories,” *Ann. Phys.*, **363**, 385 (2015), ISSN 0003-4916.
- [45] Erez Zohar, Thorsten B. Wahl, Michele Burrello, and J. Ignacio Cirac, “Projected Entangled Pair States with non-Abelian gauge symmetries: An SU(2) study,” *Ann. Phys.*, **374**, 84 (2016), ISSN 0003-4916.
- [46] Erez Zohar and J. Ignacio Cirac, “Combining tensor networks with Monte Carlo methods for lattice gauge theories,” *Phys. Rev. D*, **97**, 034510 (2018).
- [47] S. Bravyi, “Lagrangian representation for fermionic linear optics,” *Quantum Inf. and Comp.*, **5**, 216 (2005).
- [48] Ingo Peschel and Viktor Eisler, “Reduced density matrices and entanglement entropy in free lattice models,” *J. Phys. A: Math. Theor.*, **42**, 504003 (2009).
- [49] Christina V. Kraus, Michael M. Wolf, J. Ignacio Cirac, and Géza Giedke, “Pairing in fermionic systems: A quantum-information perspective,” *Phys. Rev. A* **79**, 012306, **79**, 012306 (2009).
- [50] S. Bravyi, “Classical capacity of fermionic product channels,” [arXiv:quant-ph/0507282v1](https://arxiv.org/abs/quant-ph/0507282v1) (2005).
- [51] Christian Weedbrook, Stefano Pirandola, Raúl García-Patrón, Nicolas J. Cerf, Timothy C. Ralph, Jeffrey H. Shapiro, and Seth Lloyd, “Gaussian quantum information,” *Rev. Mod. Phys.* **84**, 621–669, **84**, 621–669 (2012).
- [52] Elliot H. Lieb, “Variational Principle for Many-Fermion Systems,” *Phys. Rev. Lett.*, **46**, 457–459 (1981).
- [53] V. Bach, E. H. Lieb, and J. P. Solovej, “Generalized Hartree-Fock theory and the Hubbard model,” *Journal of Statistical Physics*, **76**, 3–89 (1994).
- [54] Christina V. Kraus and J. Ignacio Cirac, “Generalized Hartree-Fock theory for interacting fermions in lattices: numerical methods,” *New J. Phys.*, **12**, 113004 (2010).
- [55] Tao Shi, Eugene Demler, and J. Ignacio Cirac, “Variational study of fermionic and bosonic systems with non-Gaussian states: Theory and applications,” *Ann. Phys.* **390**, 245, **390**, 245 (2018), ISSN 0003-4916.
- [56] Y. Ashida, T. Shi, M. C. Bañuls, J. I. Cirac, and E. Demler, “Solving quantum impurity problems in and out equilibrium with variational approach,” [arXiv:1801.05825](https://arxiv.org/abs/1801.05825) [[cond-mat.str-el](https://arxiv.org/abs/1801.05825)] (2017).
- [57] A. M. Polyakov, *Gauge Fields and Strings* (Harwood Academic, 1987).
- [58] John Kogut and Leonard Susskind, “Hamiltonian formulation of Wilson’s lattice gauge theories,” *Phys. Rev. D*, **11**, 395 (1975).
- [59] Barak Bringoltz, “Volume dependence of two-dimensional large- N QCD with a nonzero density of baryons,” *Phys. Rev. D*, **79**, 105021 (2009).
- [60] F. Lenz, H.W.L. Naus, and M. Thies, “QCD in the Axial Gauge Representation,” *Ann. Phys.*, **233**, 317 (1994), ISSN 0003-4916.
- [61] C. J. Hamer, Zheng Weihong, and J. Oitmaa, “Series expansions for the massive Schwinger model in Hamiltonian lattice theory,” *Phys. Rev. D*, **56**, 55 (1997).
- [62] E. A. Martinez, C. A. Muschik, P. Schindler, D. Nigg, A. Erhard, M. Heyl, P. Hauke, M. Dalmonte, T. Monz, P. Zoller, and R. Blatt, “Real-time dynamics of lattice gauge theories with a few-qubit quantum computer,” *Nature*, **534**, 516 (2016).
- [63] Satoshi Iso and Hitoshi Murayama, “Hamiltonian Formulation of the Schwinger Model Non-Confinement and Screening of the Charge,” *Progr. Theor. Phys.*, **84**, 142 (1990).
- [64] Christoph Adam, “Massive Schwinger Model within Mass Perturbation Theory,” *Ann. Phys.*, **259**, 1 (1997), ISSN 0003-4916.
- [65] F. Hebenstreit, D. Banerjee, M. Hornung, F.-J. Jiang, F. Schranz, and U.-J. Wiese, “Real-time dynamics of open quantum spin systems driven by dissipative processes,” *Phys. Rev. B*, **92**, 035116 (2015).
- [66] V. Kasper, F. Hebenstreit, M.K. Oberthaler, and J. Berges, “Schwinger pair production with ultracold atoms,” *Phys. Lett. B*, **760**, 742 (2016), ISSN 0370-2693.
- [67] N.E. Ligterink, N.R. Walet, and R.F. Bishop, “Toward a Many-Body Treatment of Hamiltonian Lattice SU(N) Gauge Theory,” *Annals of Physics*, **284**, 215 – 262 (2000), ISSN 0003-4916.
- [68] F. Grusdt, Z. Zhu, T. Shi, and E. Demler, “Meson formation in mixed-dimensional t-J models,” [ArXiv e-prints](https://arxiv.org/abs/1806.04426) (2018), [arXiv:1806.04426](https://arxiv.org/abs/1806.04426) [[cond-mat.str-el](https://arxiv.org/abs/1806.04426)].
- [69] The spin Hamiltonian can be found in Appendix C.
- [70] G. ’t Hooft, “A planar diagram theory for strong interactions,” *Nucl. Phys. B*, **72**, 461 – 473 (1974).
- [71] Erez Zohar and Michele Burrello, “Formulation of lattice gauge theories for quantum simulations,” *Phys. Rev. D*, **91**, 054506 (2015).
- [72] Note that for periodic boundary conditions the 0th link corresponds to the N th link. Hence, in that case we can use this condition to fix the boundary values.