

Device-Independent Inference of Physical Devices: Theory and Implementation

Michele Dall’Arno,^{1,*} Francesco Buscemi,^{2,†} and Vlatko Vedral^{3,1,‡}

¹*Centre for Quantum Technologies, National University of Singapore, 3 Science Drive 2, 117543, Singapore*

²*Department of Mathematical Informatics, Nagoya University, Chikusa-ku, Nagoya, 464-8601, Japan*

³*Clarendon Laboratory, University of Oxford, Parks Road, Oxford OX13PU, United Kingdom*

(Dated: March 14, 2020)

Given a physical device as a black box, one can in principle fully reconstruct its input-output transfer function by repeatedly feeding different input probes through the device and performing different measurements on the corresponding outputs. However, for such a complete tomographic reconstruction to work, full knowledge of both input probes and output measurements is required. Such an assumption is not only experimentally demanding, but also logically questionable, as it produces a circular argument in which the characterization of unknown devices appears to require other devices to have been already characterized beforehand.

Here, we introduce a method to overcome such limitations present in usual tomographic techniques. We show that, even without any knowledge about the tomographic apparatus, it is still possible to infer the unknown device to a high degree of precision, solely relying on the observed data. This is achieved by employing a criterion that singles out the minimal explanation compatible with the observed data. Our method, that can be seen as a device-independent analogue of tomography, is solved analytically and experimentally tested in an actual implementation with superconducting qubits for a broad class of quantum channels.

Tomography [1–5] is the standard protocol employed to reconstruct an unknown physical device, regarded as a black box. In a tomographic reconstruction, probes are repeatedly fed as inputs to the black box and measured at the output. The input-output transfer function of the black box can be reconstructed based on the correlations observed between the probes’ preparations and the outcomes recorded in the final measurements. Such a reconstruction is reliable, however, only under the assumption that the entire tomographic procedure, comprising the probes’ preparations and the final measurements, is fully known and trusted. Such an assumption, beside being quite demanding to fulfill in practice, is also unsatisfactory from a fundamental viewpoint, because it suggests that the knowledge required to implement tomography can only be obtained by recursively resorting to another tomographic reconstruction, and so on, *ad infinitum*.

Here, we propose to solve such an impasse by adopting the device-independent (DI) approach [6–18] to data analysis in physical experiments. Such an approach relaxes any specific assumption about the devices involved in the experiment, in the sense that it does not require any knowledge of the input probes’ preparations, nor of the final measurements. We then want to infer the unknown device only on the basis of the correlations observed in the data, without any assumption on the apparatus that was used to produce them, and with respect to any prior information that may (or may not) be already known about the device. We refer to such a task as *DI inference* of a physical device.

A priori, the feasibility of such a task, even at the level of principle, is far from obvious. The problem is that the inference which explains the observed correlations is, generally speaking, not unique: clearly, the same set of observed correlations can be explained in many differ-

ent ways, and each possible explanation differs from the others by the amount of additional (non-observed) correlations it is compatible with. For example, a given set of observed input-output correlations could have been generated by a noisy channel, or by a noiseless channel with the same input and output systems: in general, it is impossible to tell. This is a typical problem encountered when trying to infer an unknown device on the basis of partial information. Inspired by principles such as Jaynes’ MAXENT principle [19, 20], here we also propose to adopt a minimality criterion, according to which the best inferential reconstruction is the one that explains all observed correlations and as little more as possible.

Our general ideas can be applied, at least numerically, to any physical situation. However, as a concrete example, here we analytically solve and experimentally test our method in the particular case in which the unknown device belongs to a large class of qubit channels, which includes many channels of practical interest like all extremal qubit channels, Pauli channels, and amplitude damping channels. Even though DI inferential reconstruction (as any DI protocol) is insensitive to the choice of the computational basis – technically, to unitaries and anti-unitaries at the input and the output of the device – we show that it is nonetheless able to provide all except one of the parameters characterizing the black box. We present an experimental implementation of our ideas based on superconducting qubits, which shows that the reconstructions obtained by DI inference and conventional (that is, implementation-dependent) tomography are compatible to a high level of accuracy.

Formalization. — To address the problem in full generality, let us introduce the intuitive formalism of physical circuits. In this framework, time always flows from left to right. Single wires represent physical systems, while

double wires represent classical inputs and outputs that can be directly accessed (that is, selected or read, respectively) by the experimentalist. For example, the circuit

$$i = (\rho_i) \text{---} \boxed{\mathcal{C}} \text{---} (\pi_j) = j$$

represents the situation in which the experimentalist can choose which state ρ_i is prepared, and can read which outcome j is output by the measurement $\{\pi_j\}$. The inner box labeled by \mathcal{C} represents a channel, that is, a physical transformation from states to states. Altogether, the above circuit can be put in correspondence with the conditional probability distribution $\{p_{j|i}\}$ it gives rise to, in the limit of many repetitions.

For some given observed correlation $\{p_{j|i}\}$, conventional tomography provides a protocol to reconstruct the channel \mathcal{C}_T that best fits the black-box circuit

$$i = (\rho_i) \text{---} \boxed{?} \text{---} (\pi_j) = j \quad (1)$$

From the above, it is clear that, while the inner channel is unknown, the probing preparation $\{\rho_i\}$ and the final measurement $\{\pi_j\}$ are completely known: in particular, they must satisfy a condition of linear completeness usually referred to as *informational completeness*.

In order to move towards a device-independent approach, we first need to consider a situation somewhat complementary to that of conventional tomography. This is done by introducing the set $\mathcal{S}(\mathcal{C})$ of correlations compatible with a given channel \mathcal{C} , as follows [17]

$$\mathcal{S}(\mathcal{C}) := \left\{ \{p_{j|i}\} \equiv i = (\boxed{?} \text{---} \boxed{\mathcal{C}} \text{---} \boxed{?}) = j \right\}, \quad (2)$$

where each distribution $\{p_{j|i}\}$ in the set is obtained by varying the input preparation $\{\rho_i\}$ and the final measurement $\{\pi_j\}$ (which are hence represented by question marks). The ability to characterize $\mathcal{S}(\mathcal{C})$ with respect to any given prior information, that is for all channels in a given set \mathcal{D} of possible channels, is the necessary prerequisite to perform DI inference within set \mathcal{D} . In the next section, we provide such a characterization for a practically relevant set \mathcal{D} of quantum channels.

Equations (1) and (2) already suggest a very simple criterion to *corroborate* [21], in a fully device-independent fashion, the reconstruction obtained through conventional tomography:

DI Corroboration of Tomography

Data Collection: Perform conventional tomography as per Eq. (1) and denote by \mathcal{C}_T the reconstructed channel.

DI Corroboration: Check if the distribution $\{p_{j|i}\}$, used to obtain \mathcal{C}_T , belongs to $\mathcal{S}(\mathcal{C}_T)$ or not. If it does, then the reconstruction is said to be DI-corroborated.

Notice that the above criterion, however obvious it may seem, is often not satisfied by conventional tomography, in which techniques to cancel systematic errors may drive the reconstruction away from observed data.

In analogy to conventional tomography, DI-inference aims to reconstruct the black box from the observed correlations, but doing so in the case in which also the input probe preparation and the final measurement are themselves regarded as black boxes; in the circuit representation,

$$i = (\boxed{?}) \text{---} \boxed{?} \text{---} (\boxed{?}) = j. \quad (3)$$

The crucial idea in DI-inference is to extend DI-corroboration by requiring that a “good” reconstruction should be *simultaneously* corroborated in *any* test that one may perform on the same given black box. More precisely, DI-inference consists of obtaining a reconstruction \mathcal{C}_{DI} that satisfies the corroboration criterion for any choice of $\{\rho_i\}$ and $\{\pi_j\}$. This can be done by collecting not one, but many correlations $\{p_{j|i}^{(k)}\}$, and choosing a reconstruction \mathcal{C}_{DI} such that $\{p_{j|i}^{(k)}\} \in \mathcal{S}(\mathcal{C}_{DI})$, for all k .

Or course, in general such a choice is not unique. However, from a physical viewpoint, not all possible choices are equally plausible. Here, we introduce a criterion that singles out the “minimal” reconstruction that is compatible with the observed correlations $\{p_{j|i}^{(k)}\}$. Let $\text{Vol}(\mathcal{S}(\mathcal{C}))$ denote the volume (according to some metric) of the set $\mathcal{S}(\mathcal{C})$ of correlations compatible with the channel \mathcal{C} . Our criterion stipulates that the *minimal DI inferential reconstruction* \mathcal{C}_{DI} , with respect to the a priori information represented by a set \mathcal{D} of possible channels, is the solution of

$$\mathcal{C}_{DI} := \arg \min_{\substack{\mathcal{C} \in \mathcal{D} \\ \{p_{j|i}^{(k)}\} \in \mathcal{S}(\mathcal{C})}} \text{Vol}(\mathcal{S}(\mathcal{C})). \quad (4)$$

Equation (4) provides, in a device-independent way, the reconstruction \mathcal{C}_{DI} which explains all the observed correlations $\{p^{(k)}\}$ and as little more as possible.

The protocol for DI inference is summarized in the following box:

DI Inference

Data Collection: Choose families $\{\rho_i^{(k)}\}$ of states and measurements $\{\pi_j^{(k)}\}$ (ideally, sample uniformly over state and measurement spaces). For any k , do the following:

1. Feed $\{\rho_i^{(k)}\}$ into black box;
2. Measure $\{\pi_j^{(k)}\}$ on the output of the black box;
3. Collect correlation $p := \{p_{j|i}^{(k)}\}$;

DI Inference: Solve Eq. (4) (in the quantum case, using the characterization of $\mathcal{S}(\mathcal{C})$ provided in the next section), thus obtaining the DI inferential reconstruction \mathcal{C}_{DI} .

The quantum case. — As discussed in the previous section, the ability to characterize the set $\mathcal{S}(\mathcal{C})$ with respect to any given prior information, that is for all channels \mathcal{C} in a given set \mathcal{D} , is the necessary prerequisite to perform DI inference. We remark that such a characterization is a much more general approach than only characterizing $\mathcal{S}(\mathcal{C})$ along a direction (a witness) arbitrarily fixed ab initio, as it is usually done in DI scenarios. Of course, such a characterization can be obtained, at least numerically, for any set \mathcal{D} . The main result of this section (proved in the Supplemental Material) is to analytically obtain such a characterization for a relevant class of quantum channels.

Within quantum theory, any state ρ and measurement $\{\pi_j\}$ are represented by a density matrix, that is a positive semi-definite operator, and by a POVM, that is a family of positive-semidefinite effects such that $\sum_j \pi_j = \mathbb{1}$, respectively. Any channel \mathcal{C} is represented by a completely-positive trace-preserving linear map. In the tomographic setup, the probability of measurement outcome j given input i is given by the Born rule, that is

$$p_{j|i} = \text{Tr} [\mathcal{C}(\rho_i) \pi_j].$$

The class of quantum channels we focus on here is that of qubit dihedrally-covariant (\mathbb{D}_2 -covariant for short) channels (see Fig. 1 for a pictorial representation of their action on the state space). Such a class is particularly relevant for applications, since any extremal qubit channel is \mathbb{D}_2 -covariant, as it immediately follows from Refs. [24, 25]. Also, this class includes any Pauli and amplitude-damping channel.

We adopt the following parametrization of \mathbb{D}_2 -covariant channels. For any \mathbb{D}_2 -covariant channel \mathcal{C} , let $A_{j,i} := \frac{1}{2} \text{Tr} [\sigma_j \mathcal{C}(\sigma_i)]$ and $b_j := \frac{1}{2} \text{Tr} [\sigma_j \mathcal{C}(\mathbb{1})]$. For $V^T A U$ singular value decomposition of A , let $\vec{d} := \text{diag}(V^T A U)$ and $\vec{c} = V^T \vec{b}$. We denote:

- the only non-null entry of \vec{c} with c_3 ,

- the corresponding entry of \vec{d} with d_3 ,
- the remaining entries of \vec{d} with d_2 and d_1 , so that $d_2 \geq d_1$.

Such a parametrization has an intuitive geometrical interpretation, as depicted in Fig 1 (for further details see the Supplemental Material).

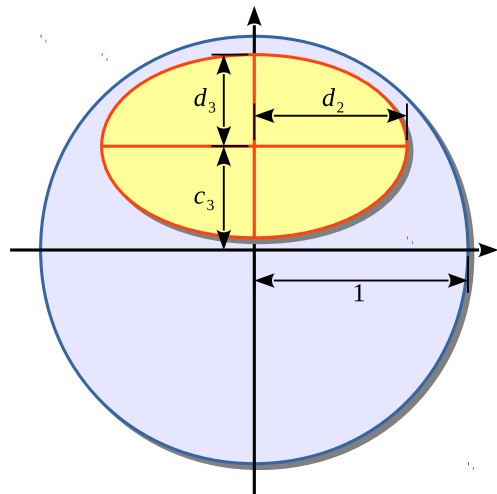


FIG. 1. Parametrization of \mathbb{D}_2 -Covariant Channels Geometrically, it turns out that \mathbb{D}_2 -covariant channels are those that map the Bloch-sphere (the set of qubit states) into an ellipsoid traslated along one of its own axis. Hence, up to a choice of the computational basis in the input and output spaces (technically, up to (anti)-unitaries), \mathbb{D}_2 -covariant channels are parametrized by the lengths of the three semi-axis d_1 , d_2 , and d_3 of such an ellipsoid, and by the length c_3 of the traslation vector.

Let us provide a parametrization for the space of correlations (further details can be found in the Supplemental Material). Consider the following orthonormal matrices

$$U = \frac{1}{2} \begin{bmatrix} 1 & 1 \\ 1 & 1 \end{bmatrix}, \quad X = \frac{1}{2} \begin{bmatrix} 1 & -1 \\ 1 & -1 \end{bmatrix}, \quad Y = \frac{1}{2} \begin{bmatrix} 1 & -1 \\ -1 & 1 \end{bmatrix}.$$

For $|x+y| \leq 1$ and $|x-y| \leq 1$, we parametrize binary conditional probability distributions with coordinates (x, y) as follows

$$p = \begin{bmatrix} p_{1|1} & p_{2|1} \\ p_{1|2} & p_{2|2} \end{bmatrix} = U + xX + yY.$$

For given correlation p , parameters x and y can be easily found, as follows

$$x = \text{Tr} [X^T p], \quad y = \text{Tr} [Y^T p].$$

It turns out (see the Supplemental Material for details) that the set $\mathcal{S}(\mathcal{C})$ of correlations compatible with any given \mathbb{D}_2 -covariant channel \mathcal{C} is then given by

$$\mathcal{S}(\mathcal{C}) = \text{conv} [(\pm 1, 0), \mathcal{E}],$$

where conv denotes the convex hull and \mathcal{E} denotes the intersection of an ellipse with the stripe $|x| \leq c_3$ given by

$$\mathcal{E} := \left\{ (x, y) \mid (x, y)Q(x, y)^T \leq 1 \wedge |x| < c_3 \right\},$$

where

$$Q := \begin{cases} \text{diag} \left(0, \frac{1}{d_3^2} \right), & \text{if } d_2 \leq d_3, \\ \text{diag} \left(\frac{d_2^2 - d_3^2}{d_2^2 c_3^2}, \frac{1}{d_2^2} \right), & \text{if } d_2 > d_3. \end{cases}$$

This situation is illustrated in Fig. 2.

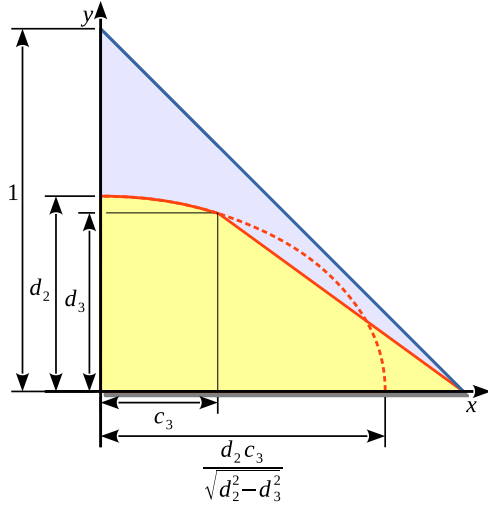


FIG. 2. A geometrical representation of the mapping of parameters \vec{d} and c_3 , which characterize any \mathbb{D}_2 -covariant channel (see Fig. 1), into the space of binary correlations (blue area). Adopting the parametrization described in the main text, points $(0, 0)$, $(1, 0)$, and $(0, 1)$ correspond to the uniform distribution $p_{j|i} = 1/2$ for any i, j , to the maximally unbalanced distribution $p_{0|i} = 1$ for any i , and to perfect discrimination $p_{j|i} = \delta_{i,j}$, respectively. The set $\mathcal{S}(\mathcal{C})$ of correlations compatible with any given \mathbb{D}_2 -covariant channel \mathcal{C} (yellow area) is given by the intersection of an ellipsoid (orange line) with the stripe $|x| \leq c_3$, in convex hull with points $(\pm 1, 0)$. Since $\mathcal{S}(\mathcal{C})$ is symmetric under sign flip of coordinates x and/or y (which correspond to permutation of input/output indexes), only the positive quadrant is represented.

As shown in the Supplemental Material, among the parameters \vec{d} and c_3 that characterize any given \mathbb{D}_2 -covariant channel \mathcal{C} , which ones can be reconstructed by DI inference depends on the value of function $\mu(\mathcal{C})$ given by

$$\mu(\mathcal{C}) := \frac{1 - c_3 \frac{d_2^2 - d_3^2}{d_3^2}}{c_3}.$$

One has the following regimes:

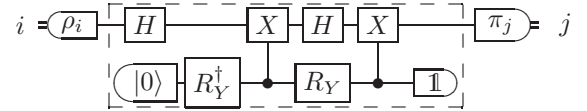
Regime $\mu(\mathcal{C}) \leq 0$: reconstruction of c_3 and d_3 ;

Regime $0 < \mu(\mathcal{C}) < 1$: reconstruction of d_2 , d_3 , c_3 ;

Regime $1 \leq \mu(\mathcal{C})$: reconstruction of d_2 and $\frac{d_2^2 - d_3^2}{c_3^2}$.

The experiment. — In this section we present an experimental implementation of our ideas based on superconducting qubits. Our experiment is programmed in the Open Quantum Assembly language [23] and run on the IBM QX4 quantum chip. For a target qubit channel, we perform conventional (implementation-dependent) process tomography and its device-independent counterpart, as discussed in the previous sections. We show that the results of conventional tomography and device-independent inference are compatible with high accuracy.

As a case study, we chose from the set of \mathbb{D}_2 -covariant channels the amplitude damping [22] channel $\mathcal{A}_{1/2}$ with noise parameter $1/2$. According to the notation developed in the previous section, such a channel is uniquely identified, up to the choice of the computational basis, by parameters $\vec{d} = (1/\sqrt{2}, 1/\sqrt{2}, 1/2)$ and $c_3 = 1/2$. Due to noise, the actual implementation \mathcal{C} will turn out to be quite far from the ideal prediction $\mathcal{A}_{1/2}$. However, this is no concern in this context since our aim is to compare device-independent inference with conventional tomography, rather than with the ideal prediction. An implementation – that is, a Stinespring dilation – of $\mathcal{A}_{1/2}$ in terms of single- and two-qubit gates directly supported by the IBM back end is given in the dashed box below, where we also show probes $\{\rho_i\}$ and measurement $\{\pi_j\}$:



Here, $R_Y := \exp(-i\pi Y/8)$, H , and X represent a $\pi/4$ -rotation around Y -axis, the Hadamard gate, and the NOT gate, respectively.

As probes $\{\rho_i\}$ and measurement $\{\pi_j\}$, we chose the eigenstates of the Pauli matrices $\vec{\sigma} := \{\sigma_1 := X, \sigma_2 := Y, \sigma_3 := Z\}$. Let us denote with $|\sigma_k^i\rangle$ the eigenvector of σ_k corresponding to eigenvalue $+1$ ($i = 0$) and -1 ($i = 1$). The set of projectors $\{|\sigma_k^i\rangle\langle\sigma_k^i|\}$ is informationally complete and is proportional to an informationally complete measurement, hence is a suitable choice for a tomographic probe and measurement. An implementation of $\{|\sigma_k^i\rangle\}$ in terms of gates supported by the IBM back end is given by

$$|\sigma_k^i\rangle = S^{\delta(k,2)} H^{1-\delta(k,3)} X^{\delta(i,1)} |0\rangle,$$

where $S := \sqrt{Z}$ represents the Phase gate.

Hence we collect a family $\{p^{(k,l)}\}$ of binary conditional probability distributions, where $p_{j|i}^{(k,l)} := \langle\sigma_l^j | \mathcal{C}(|\sigma_k^i\rangle\langle\sigma_k^i|) | \sigma_l^j\rangle$. Each distribution $p^{(k,l)}$ is obtained as the frequencies of outputs j given inputs i over 8192 runs. We use the same raw data for conventional tomography as well as device-independent inference of channel \mathcal{C} .

Conventional tomography produces the following reconstruction \mathcal{C}_T for channel \mathcal{C} :

$$\mathcal{C}_T : \begin{cases} \vec{d} = (0.573, 0.603, 0.430), \\ \vec{c} = (0.134, 0.0674, 0.508) \simeq (0, 0, 0.508), \end{cases} \quad (5)$$

where setting to zero the entries c_1 and c_2 corresponds to projecting \mathcal{C} into the set of \mathbb{D}_2 -covariant channels. Such an approximation is compatible with the nominal errors associated with each two-qubit gate and measurement for the IBM back end, which are around 2% and 5%, respectively (we recall that our setup includes two of the former and one of the latter).

We proceed now to discuss device-independent inference of channel \mathcal{C} . By solving the optimization problem in Eq. (4) we have the following minimal DI-inference \mathcal{C}_{DI} for channel \mathcal{C} :

$$\mathcal{C}_{DI} : \begin{cases} \vec{d} = (0.313 \leq d_1 \leq 0.606, 0.606, 0.437), \\ \vec{c} = (0, 0, 0.481). \end{cases} \quad (6)$$

As discussed in the previous section, device-independent inference is unable to uniquely reconstruct parameter d_1 . However, the upper and lower bounds in Eq. (6) immediately follow from the requirement of complete positivity for channel \mathcal{C}_{DI} . Notice that each parameter in Eq. (6) deviates from those in Eq. (5) by 6% or less.

We conclude by comparing the results \mathcal{C}_T and \mathcal{C}_{DI} of conventional tomography and device-independent inference, respectively. The sets $\mathcal{S}(\mathcal{C}_T)$ and $\mathcal{S}(\mathcal{C}_{DI})$ of correlations compatible with each channel are depicted in Fig. 3. As a measure of distance between \mathcal{C}_T and \mathcal{C}_{DI} we chose

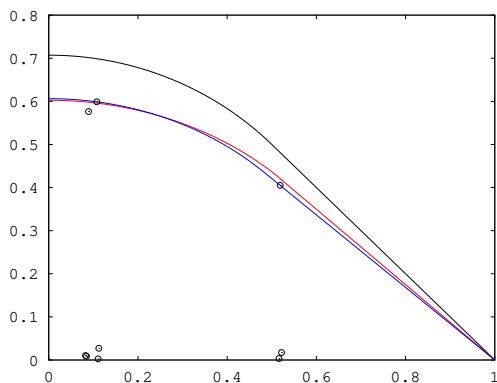


FIG. 3. Representation of the sets $\mathcal{S}(\mathcal{C}_T)$ (red line) and $\mathcal{S}(\mathcal{C}_{DI})$ (blue line) of correlations compatible with channels \mathcal{C}_T and \mathcal{C}_{DI} , respectively, with the parametrization discussed in the previous section. Channels \mathcal{C}_T and \mathcal{C}_{DI} have been obtained by conventional tomography and by device-independent inference of channel \mathcal{C} , respectively. The raw data $\{p_{j|i}^{(k,l)}\}$ used for both procedures is also depicted (round marks), along with the set $\mathcal{S}(\mathcal{A}_{1/2})$ of correlations compatible with the ideal amplitude damping channel (black line).

the difference between the Euclidean volume Vol (an area

in this case) of the union and the intersection of the sets $\mathcal{S}(\mathcal{C}_T)$ and $\mathcal{S}(\mathcal{C}_{DI})$ (it is easy to verify that such a choice corresponds to a well-defined distance). We normalize such a distance by the maximum of the two volumes, thus obtaining:

$$d(\mathcal{C}_0, \mathcal{C}_1) = \frac{\text{Vol}(\mathcal{S}(\mathcal{C}_0) \cup \mathcal{S}(\mathcal{C}_1)) - \text{Vol}(\mathcal{S}(\mathcal{C}_0) \cap \mathcal{S}(\mathcal{C}_1))}{\max\{\text{Vol}(\mathcal{S}(\mathcal{C}_0)), \text{Vol}(\mathcal{S}(\mathcal{C}_1))\}}.$$

In our case we obtain $d(\mathcal{C}_T, \mathcal{C}_{DI}) \simeq 0.0164 < 2\%$.

Conclusion. — In this work we addressed the problem of reconstructing the input-output transfer function of a physical device given as a black-box. We provided a general protocol for the device-independent inference of unknown physical-devices, based on a minimality principle inspired by Jaynes' MAXENT principle. We analytically solved the case of dihedrally-covariant qubit channel, which includes any extremal qubit channel, any Pauli channel, and any amplitude damping channel. Finally, we showed agreement between the experimental results of conventional tomography and device-independent inference, with an implementation based on superconducting qubits.

Acknowledgments. — This work was supported by the Ministry of Education and the Ministry of Manpower (Singapore) and the Japan Society for the Promotion of Science (JSPS) KAKENHI, Grant No. 17K17796.

* cqtmada@nus.edu.sg

† buscem@is.nagoya-u.ac.jp

‡ phyvv@nus.edu.sg

- [1] I. L. Chuang and M. A. Nielsen, *Prescription for experimental determination of the dynamics of a quantum black box*, J. Mod. Opt. **44**, 2455 (1997).
- [2] J. F. Poyatos, J. I. Cirac, and P. Zoller, *Complete Characterization of a Quantum Process: The Two-Bit Quantum Gate*, Phys. Rev. Lett. **78**, 390 (1997).
- [3] G. M. D'Ariano, L. Maccone, and M. G. A. Paris, *Quorum of observables for universal quantum estimation*, J. Phys. A: Mathematical and General **34**, 93 (2001).
- [4] G. M. D'Ariano and P. Lo Presti, *Quantum Tomography for Measuring Experimentally the Matrix Elements of an Arbitrary Quantum Operation*, Phys. Rev. Lett. **86**, 4195 (2001).
- [5] A. Bisio, G. Chiribella, G. M. D'Ariano, S. Facchini, and P. Perinotti, *Optimal Quantum Tomography of States, Measurements, and Transformations*, Phys. Rev. Lett. **102**, 010404 (2009).
- [6] J. S. Bell, *On the Einstein Podolsky Rosen paradox*, Physics **1**, 195 (1964).
- [7] R. Colbeck, Ph.D. thesis, University of Cambridge (2006), arXiv:0911.3814.
- [8] A. Acin, N. Brunner, N. Gisin, S. Massar, S. Pironio, and V. Scarani, *Device-Independent Security of Quantum Cryptography against Collective Attacks*, Phys. Rev. Lett. **98**, 230501 (2007).

- [9] R. Gallego, N. Brunner, C. Hadley, and A. Acín, *Device-Independent Tests of Classical and Quantum Dimensions*, Phys. Rev. Lett. **105**, 230501 (2010).
- [10] N. Brunner, D. Cavalcanti, S. Pironio, V. Scarani, and S. Wehner, *Bell nonlocality*, Rev. Mod. Phys. **86**, 419 (2014).
- [11] S. Pironio, A. Acin, S. Massar, A. Boyer de la Giroday, D. N. Matsukevich, P. Maunz, S. Olmschenk, D. Hayes, L. Luo, T. A. Manning, and C. Monroe, *Random Numbers Certified by Bell's Theorem*, Nature 464 , 1021 (2010).
- [12] J. D. Bancal, N. Gisin, Y. C. Liang, and S. Pironio, *Device-Independent Witnesses of Genuine Multipartite Entanglement*, Phys. Rev. Lett. **106**, 250404 (2011).
- [13] M. Hendrych, R. Gallego, M. Mićuda, N. Brunner, A. Acín, and Torres, J. P., *Experimental estimation of the dimension of classical and quantum systems*, Nature Phys. **8**, 588-591 (2012).
- [14] H. Ahrens, P. Badziąg, A. Cabello, and M. Bourennane, *Experimental Device-independent Tests of Classical and Quantum Dimensions*, Nature Physics **8**, 592 (2012).
- [15] J. T. Barreiro, J. D. Bancal, P. Schindler, D. Nigg, M. Hennrich, T. Monz, N. Gisin, and R. Blatt, Nature Physics **9**, 559 (2013).
- [16] M. Dall'Arno, *Device-independent tests of quantum states*, arXiv:1702.00575.
- [17] M. Dall'Arno, S. Brandsen, F. Buscemi, *Device-independent tests of quantum channels*, Proc. R. Soc. A **473**, 20160721 (2017).
- [18] M. Dall'Arno, S. Brandsen, F. Buscemi, and V. Vedral, *Device-independent tests of quantum measurements*, Phys. Rev. Lett. **118**, 250501 (2017).
- [19] E. T. Jaynes, *Information Theory and Statistical Mechanics*, Physical Review **106**, 620 (1957).
- [20] E. T. Jaynes, *Information Theory and Statistical Mechanics II*, Physical Review **108**, 171 (1957).
- [21] K. Popper, *The logic of scientific discovery*. (Fifth Ed., Routledge, 1999).
- [22] I. L. Chuang and M. A. Nielsen, *Quantum Information and Communication* (Cambridge, Cambridge University Press, 2000).
- [23] A. W. Cross, L. S. Bishop, J. A. Smolin, and J. M. Gambetta, *Open Quantum Assembly Language*, arXiv:1707.03429.
- [24] C. King, and M. B. Ruskai, *Minimal Entropy of States Emerging from Noisy Quantum Channels*, IEEE Trans. Info. Theory **47**, 192-209 (2001).
- [25] M. B. Ruskai, S. Szarek, and E. Werner, *An Analysis of Completely-Positive Trace-Preserving Maps on 2×2 Matrices*, Lin. Alg. Appl. **347**, 159 (2002).
- [26] Helstrom, C. W., *Quantum Detection and Estimation Theory* (Academic Press, New York, 1976).

SUPPLEMENTAL MATERIAL

In this section we derive the theoretical results on which this work is based. First, we introduce a parametrization for binary conditional probability distributions and discuss its symmetries. Then, we introduce qubit dihedrally-covariant channels and discuss their covariances under unitary and anti-unitary transformations. Next, we derive the set of binary conditional probability distributions which are compatible with any given qubit dihedrally covariant channel. Finally, we derive the equivalence classes of qubit dihedrally covariant channels which are device-independently indistinguishable.

Binary conditional probability distributions

Let us first introduce a convenient parametrization for binary conditional probability distributions. To this aim, we introduce the following matrices:

$$U := \frac{1}{2} \begin{pmatrix} 1 & 1 \\ 1 & 1 \end{pmatrix}, \quad X := \frac{1}{2} \begin{pmatrix} 1 & -1 \\ 1 & -1 \end{pmatrix}, \quad Y := \frac{1}{2} \begin{pmatrix} 1 & -1 \\ -1 & 1 \end{pmatrix},$$

which are orthonormal with respect to the Hilbert-Schmidt product. Then, one has the following Cartesian parametrization for binary conditional probability distributions

$$p_{j|i} = \begin{pmatrix} p_{1|1} & p_{2|1} \\ p_{1|2} & p_{2|2} \end{pmatrix} = U + xX + yY. \quad (7)$$

where $|x + y| \leq 1$ and $|x - y| \leq 1$. Of course, given distribution p , parameters x and y can be easily found as follows:

$$x = \text{Tr} [X^T p], \quad y = \text{Tr} [Y^T p].$$

Notice that permuting the inputs or the outputs of p correspond to the transformations $(x, y) \rightarrow (x, -y)$ and $(x, y) \rightarrow (-x, -y)$, respectively. Hence, without loss of generality in the following we take $x, y \geq 0$, and we will later recover the general case by considering symmetries around the x and y axis.

Qubit dihedrally-covariant channels

Let us turn now to the parametrization of qubit dihedrally covariant channels. In the usual Bloch-sphere representation, any qubit state or unit-trace effect is represented as

$$\rho_{\vec{v}} = \frac{1}{2} \left(\mathbb{1} + \vec{\sigma}^T \cdot \vec{v} \right), \quad (8)$$

where $\vec{\sigma} = (\sigma_1 \equiv X, \sigma_2 \equiv Y, \sigma_3 \equiv Z)$ denotes the vector of Pauli matrices and $|\vec{v}|_2 \leq 1$. Accordingly, any qubit channel can be represented as

$$\mathcal{C}_{A,\vec{b}}(\rho_{\vec{v}}) := \frac{1}{2} \left[\mathbb{1} + \vec{\sigma}^T \cdot \left(A\vec{v} + \vec{b} \right) \right],$$

where $A_{i,j} = \frac{1}{2} \text{Tr} [\sigma_i \mathcal{C}_{A,\vec{b}}(\sigma_j)]$ and $b_i = \frac{1}{2} \text{Tr} [\sigma_i \mathcal{C}_{A,\vec{b}}(\mathbb{1})]$. This parametrization for qubit channels was exploited in Refs. [24, 25].

Let \mathcal{U} and \mathcal{V} be two qubit unitary or anti-unitary transformations such that $\mathcal{V} \circ \mathcal{C}_{A,\vec{b}} \circ \mathcal{U}$ is a channel. Then by explicit computation one has

$$\mathcal{V} \circ \mathcal{C}_{A,\vec{b}} \circ \mathcal{U} = \mathcal{C}_{V^T A U, V^T \vec{b}},$$

where U, V are proper rotation matrices if and only if \mathcal{U} and \mathcal{V} are unitary transformations, and improper rotation matrices (that is, rotations and reflections) otherwise. By choosing for U and V some rotation matrices such that $D = V^T A U$ is diagonal, we put $D = \text{diag}(d_1, d_2, d_3)$ and $\vec{c} = (c_1, c_2, c_3) := V^T \vec{b}$. Notice that such matrices U and V are not unique. By explicit computation, the Choi operator R of $\mathcal{C}_{D,\vec{c}}$ is given by

$$R = \begin{pmatrix} 1 + c_3 + d_3 & c_1 - ic_2 & 0 & d_1 + d_2 \\ c_1 + ic_2 & 1 - c_3 - d_3 & d_1 - d_2 & 0 \\ 0 & d_1 - d_2 & 1 + c_3 - d_3 & c_1 - ic_2 \\ d_1 + d_2 & 0 & c_1 + ic_2 & 1 - c_3 + d_3 \end{pmatrix}.$$

Qubit channel $\mathcal{C}_{D,\vec{c}}$ is dihedrally covariant if and only if two entries of \vec{c} are zero. In the following we will consider qubit dihedrally covariant channels only. Notice that a cyclic permutation matrix (that is, a rotation matrix) in V and U permutes the entries of D and \vec{c} . Hence, we take without loss of generality $c_1 = c_2 = 0$. Replacing this condition in the Choi operator, the following condition for complete positivity immediately follows

$$\begin{cases} d_3 + \sqrt{(d_1 - d_2)^2 + c_3^2} \leq 1, \\ -d_3 + \sqrt{(d_1 + d_2)^2 + c_3^2} \leq 1. \end{cases} \quad (9)$$

Notice that without loss of generality we can take d_2, d_3 , and c_3 non-negative. This can be shown as follows. First, if $c_3 < 0$, a π -rotation in V , around the eigenvector corresponding to eigenvalue d_1 flips c_3 's sign (it also flips d_2 and d_3 's signs, but this is irrelevant). Hence without loss of generality $c_3 \geq 0$. Analogously, if $d_2 < 0$ or $d_3 < 0$, respectively, a π -rotation in U around the eigenvector corresponding to eigenvalue d_3 or d_2 , respectively, flips d_2 or d_3 's signs, respectively (notice such a rotation does not flip any sign in \vec{c}). Hence without loss of generality $d_2 \geq 0$ and $d_3 \geq 0$.

Notice that without loss of generality we can further take d_1 non-negative. This can be shown as follows. The

sign of d_1 can be flipped – without side effects on the other parameters – by a reflection in U around the eigenvector corresponding to eigenvalue d_1 . Here we show that such an anti-unitary transformation preserves the complete positivity. Indeed, the l.h.s. of the first inequality in Eq. (9) does not increase if $-|d_1|$ is replaced by $|d_1|$ (recall that $d_2 \geq 0$). Also, the l.h.s. of the second inequality in Eq. (9) with $|d_1|$ is not larger than the l.h.s. of the first inequality with $-|d_1|$ (recall that $d_3 \geq 0$). Hence, replacing $-|d_1|$ with $|d_1|$ preserves the complete positivity.

Notice that without loss of generality we can finally take $d_2 \geq d_1$. This can be shown as follows. A $\pi/2$ -rotation in V and U around the eigenvector corresponding to eigenvalue d_3 permutes eigenvalues d_1 and d_2 (it also permutes c_1 and c_2 and flips c_1 's sign, but this is irrelevant since $c_1 = c_2 = 0$). Hence, without loss of generality we take $d_2 \geq d_1$.

Summarizing, without loss of generality for any qubit dihedrally covariant channel we assume that $D \geq 0$ (that is, D is positive semi-definite) with $d_2 \geq d_1$, and that $c_1 = c_2 = 0$ and $c_3 \geq 0$.

In the setup we consider, channels that differ by input and output unitary and anti-unitary transformations are of course indistinguishable in a device-independent way. Hence, for any given qubit dihedrally covariant channel $\mathcal{C}_{A,\vec{b}}$, we will consider the qubit channel $\mathcal{C}_{D,\vec{c}}$, with $D = \text{diag}(d_1, d_2, d_3)$, where d_k 's are the singular values of A , and $\vec{c} = (0, 0, c_3)$, where $c_3 = |\vec{b}|_2$.

Binary conditional probability distributions compatible with qubit dihedrally-covariant channel

Let us now derive the set $\mathcal{S}(\mathcal{C}_{D,\vec{c}})$ of binary conditional probability distributions [that is, of points (x, y) , according to the parametrization in Eq. (7)] that are compatible with any given qubit dihedrally-covariant channel $\mathcal{C}_{D,\vec{c}}$. As an immediate consequence of Lemma 1 of Ref. [17], the extremal points p of $\mathcal{S}(\mathcal{C}_{D,\vec{c}})$ all satisfy the following condition:

$$\max_{\omega} \left[p^T \cdot w(\omega) - W_{\omega}(\mathcal{C}_{D,\vec{c}}) \right] = 0, \quad (10)$$

where $w(\omega)$ and $W_{\omega}(\mathcal{C}_{D,\vec{c}})$ represent a witness and its threshold, respectively, and ω is a (in general, multidimensional) parameter.

The witness threshold $W_{\omega}(\mathcal{C}_{D,\vec{c}})$ is defined as

$$W_{\omega}(\mathcal{C}_{D,\vec{c}}) := \max_{\{\rho_i\}, \{\pi_j\}} \sum_{i,j} w(\omega)_{i,j} \text{Tr}[\mathcal{C}_{D,\vec{c}}(\rho_i)\pi_j], \quad (11)$$

where the maximization is over any quantum encoding $\{\rho_i\}$ and decoding $\{\pi_j\}$.

For binary conditional probability distribution p , as a consequence of Lemma 2 of Ref. [17], it suffices to con-

sider diagonal witness $w(\omega)$, that is

$$w(\omega) := \begin{pmatrix} \frac{1+\omega}{2} & 0 \\ 0 & \frac{1-\omega}{2} \end{pmatrix},$$

with $\omega \geq 0$. The cases of anti-diagonal witness or $\omega < 0$ also considered in Lemma 2 of Ref. [17] can be disregarded without loss of generality. This can be shown as follows. Notice first that the witness threshold $W_{\omega}(\mathcal{C}_{D,\vec{c}})$ in Eq. (10) is independent of the choice of witness (diagonal or anti-diagonal) and on the sign of ω . Indeed, such choices correspond to permutations of the rows or columns of $w(\omega)$, which in turn corresponds to a relabeling of the optimal encoding or decoding. Moreover, for a diagonal witness the term $p^T \cdot w(\omega)$ in Eq. (10) becomes

$$p^T \cdot w(\omega) = \frac{1}{2} (1 + y + \omega x).$$

which, for $\omega > 0$, is maximized by non-negative x or y , respectively, to which we are restricting without loss of generality. By explicit computation, an anti-diagonal witness or a negative ω lead to a term $p^T \cdot w(\omega)$ which is maximized by negative x or y , and can therefore be disregarded.

It was shown in Lemma 3 of Ref. [17] that the optimal encoding is orthonormal (even for non commutativity-preserving channels), hence the witness threshold is given by

$$W_{\omega}(\mathcal{C}_{D,\vec{c}}) = \max_{\substack{\vec{v} \\ |\vec{v}|_2 \leq 1}} \frac{1}{2} [1 + \|\mathcal{C}_{D,\vec{c}}(H_{\omega}(\vec{v}))\|_1],$$

where $H_{\omega}(\vec{v})$ denotes the Helstrom matrix [26] and for qubit channels one has

$$\mathcal{C}_{D,\vec{c}}(H_{\omega}(\vec{v})) = \frac{1}{2} [\omega \mathbf{1} + (D\vec{v} + \omega\vec{c})^T \cdot \vec{\sigma}],$$

whose eigenvalues are $(\omega \pm |D\vec{v} + \omega\vec{c}|_2)/2$. Thus, the witness threshold $W_{\omega}(\mathcal{C}_{D,\vec{c}})$ can be readily computed as

$$W_{\omega}(\mathcal{C}_{D,\vec{c}}) = \frac{1}{2} [1 + \Delta_{\omega}(\mathcal{C}_{D,\vec{c}})].$$

where

$$\Delta_{\omega}(\mathcal{C}_{D,\vec{c}}) := \max_{\substack{\vec{v} \\ |\vec{v}|_2 \leq 1}} |D\vec{v} + \omega\vec{c}|_2,$$

whenever $\mathcal{C}_{D,\vec{c}}(H_{\omega}(\vec{v}))$ is not semi-definite. When $\mathcal{C}_{D,\vec{c}}(H_{\omega}(\vec{v}))$ is semi-definite, the threshold is attained by the trivial decoding, hence disregarding this possibility corresponds to disregarding points $(x = \pm 1, y = 0)$, that we will add back later.

By defining $\vec{u} := D\vec{v}$ one has

$$\Delta_{\omega}(\mathcal{C}_{D,\vec{c}}) = \max_{\substack{\vec{u}, \vec{z} \\ |D^{-1}\vec{u} + (\mathbf{1} - D^{-1}D)\vec{z}|_2 \leq 1}} |\vec{u} + \omega\vec{c}|_2,$$

where $(\cdot)^{-1}$ denotes the Moore-Penrose pseudo-inverse. Since vectors $D^{-1}\vec{u}$ and $(\mathbf{1} - D^{-1}D)\vec{z}$ are orthogonal, the maximum is achieved by $\vec{z} = 0$. Hence, $\Delta_\omega(\mathcal{C}_{D,\vec{c}})$ is the maximum Euclidean distance of vector $-\omega\vec{c}$ and ellipsoid $|D^{-1}\vec{u}|_2 \leq 1$.

It was shown Lemma 4 of Ref. [17] that

$$\Delta_\omega(\mathcal{C}_{D,\vec{c}}) = \begin{cases} d_3 + c_3\omega, & \text{if } \omega \geq \omega_0, \\ d_2\sqrt{1 + \frac{c_3^2\omega^2}{d_2^2 - d_3^2}}, & \text{if } \omega < \omega_0, \end{cases}$$

where $\omega_0 := (d_2^2 - d_3^2)/(d_3c_3)$. By replacing $p^T \cdot w(\omega)$ and $W_\omega(\mathcal{C}_{D,\vec{c}})$ into Eq. (10) one gets

$$\max_\omega f(\omega) \leq 0, \text{ where } f(\omega) := y + \omega x - \Delta_\omega(\mathcal{C}_{D,\vec{c}}).$$

By explicit computation, the first and second derivatives of f are given by

$$\frac{df}{d\omega}(\omega) = \begin{cases} x - c_3, & \text{if } \omega \geq \omega_0 \\ x - \frac{d_2c_3^2\omega}{\sqrt{(d_2^2 - d_3^2)(c_3^2\omega^2 + d_2^2 - d_3^2)}}, & \text{if } \omega < \omega_0. \end{cases}$$

and

$$\frac{d^2f}{d\omega^2}(\omega) = \begin{cases} 0, & \text{if } \omega \geq \omega_0 \\ -\frac{d_2c_3^2\sqrt{d_2^2 - d_3^2}}{(c_3^2\omega^2 + d_2^2 - d_3^2)^{\frac{3}{2}}} \leq 0, & \text{if } \omega < \omega_0. \end{cases}$$

Hence, by direct inspection $f(\omega)$ is continuous with continuous first derivative, and concave. By explicit computation, the zero of the first derivative of $f(\omega)$ attained for $\omega \geq 0$ is given by

$$\omega_1 := \frac{(d_2^2 - d_3^2)x}{c_3\sqrt{c_3^2d_2^2 - (d_2^2 - d_3^2)x^2}},$$

whenever $\omega_1 < \omega_0$.

By direct inspection, if $x \leq c_3$ the condition $0 \leq \omega_1 \leq \omega_0$ is equivalent to $d_2 \geq d_3$. Hence, when $x \leq c_3$, the maximum in Eq. (10) is given by

$$\omega^* := \begin{cases} 0, & \text{if } d_2 \leq d_3, \\ \omega_1, & \text{if } d_2 > d_3. \end{cases}$$

By direct inspection, when $x > c_3$ the maximum in Eq. (10) is unbounded, and hence this case can be disregarded without loss of generality. Then, solving Eq. (10) when $x \leq c_3$, one has

$$y = \begin{cases} d_3 & \text{if } d_2 \leq d_3, \\ \frac{1}{c_3}\sqrt{d_2^2c_3^2 - (d_2^2 - d_3^2)x^2} & \text{if } d_2 > d_3. \end{cases} \quad (12)$$

By taking the symmetric of Eq. (12) around axis x and y one recovers the intersection \mathcal{E} of an ellipse with the strip $|x| \leq c_3$, that is

$$\mathcal{E} := \left\{ (x, y) \mid (x, y)Q(x, y)^T \leq 1 \right\} \cap \left\{ (x, y) \mid |x| < c_3 \right\},$$

where

$$Q := \begin{cases} \text{diag}\left(0, \frac{1}{d_3^2}\right), & \text{if } d_2 \leq d_3, \\ \text{diag}\left(\frac{d_2^2 - d_3^2}{d_2^2c_3^2}, \frac{1}{d_2^2}\right), & \text{if } d_2 > d_3. \end{cases}$$

Notice that, for any point (x, y) in \mathcal{E} , the diametrically opposed point $(-x, -y)$ can be obtained by a relabeling of the decoding, for the same encoding. Hence, any point in \mathcal{E} can be obtained without shared randomness between the encoding and the decoding. Moreover, since points $(\pm 1, 0)$ can be obtained by the trivial decodings, for any encoding, any point in the convex hull of \mathcal{E} with $(\pm 1, 0)$ can also be obtained without shared randomness between the encoding and the decoding.

Summarizing, the set $\mathcal{S}(\mathcal{C}_{D,\vec{c}})$ of binary conditional probability distributions p [that is, points (x, y) , according to the parametrization in Eq. (7)] that are compatible with any given qubit dihedrally covariant channel $\mathcal{C}_{D,\vec{c}}$ is given by the convex hull of points $(\pm 1, 0)$ with \mathcal{E} , that is

$$\mathcal{S}(\mathcal{C}_{D,\vec{c}}) = \text{conv}[(\pm 1, 0), \mathcal{E}].$$

Additionally, as a consequence of Lemma 4 of Ref. [17], for $|x| < c_3$ one has that the optimal encoding is given by Eq. (8) with $\vec{v} = \vec{v}^*$ given by

$$\vec{v}^* = \begin{cases} (0, 0, \pm 1) & \text{if } d_2 \leq d_3, \\ \frac{1}{\sqrt{d_2^2(c_3^2 - x^2) + d_3^2x^2}} \left(0, d_2\sqrt{c_3^2 - x^2}, d_3x\right) & \text{if } d_2 > d_3, \end{cases}$$

while, again for $|x| < c_3$, the optimal decoding is given by Eq. (8) with $\vec{v} = \vec{u}^*$ given by

$$\vec{u}^* = \begin{cases} (0, 0, \pm 1) & \text{if } d_2 \leq d_3, \\ \frac{1}{c_3} \left(0, \sqrt{c_3^2 - x^2}, x\right) & \text{if } d_2 > d_3. \end{cases}$$

Equivalence classes of device-independently indistinguishable qubit dihedrally-covariant channels

Here we derive the equivalence classes of channels that are device-independently indistinguishable. By defining with $V(\mathcal{C}_{D,\vec{c}})$ the volume of $\mathcal{S}(\mathcal{C}_{D,\vec{c}})$ (for example, with respect to the flat Euclidean metric), the qubit dihedrally-covariant channel $\mathcal{C}_{D^*,\vec{c}^*}$ compatible with the minimal volume in the space of binary conditional probability distributions that is also compatible with observed binary conditional probability distributions $\mathcal{D} := \{(x_k, y_k)\}_k$ is given by

$$(D^*, \vec{c}^*) = \arg \min_{\substack{D, \vec{c} \\ c_1=c_2=0 \\ d_1 \leq d_2 \\ \text{Eq. (9)} \\ \mathcal{D} \subseteq \mathcal{S}(\mathcal{C}_{D,\vec{c}})}} V(\mathcal{C}_{D,\vec{c}}). \quad (13)$$

Once any such a qubit dihedrally covariant channel $\mathcal{C}_{D,\vec{c}}$ has been found, it is important to characterize the

class of equivalence of qubit dihedrally-covariant channels that also minimize Eq. (13). Upon defining

$$\mu(\mathcal{C}_{D,\vec{c}}) := \frac{1 - c_3}{c_3} \frac{d_2^2 - d_3^2}{d_3^2},$$

by direct inspection of Eq. (12) one has that $x = c_3$ (in which $y = d_3$) is a discontinuity of the derivative of the boundary of $\mathcal{S}(\mathcal{C}_{D,\vec{c}})$ if and only if $\mu(\mathcal{C}_{D,\vec{c}}) \leq 1$, in which case c_3 and d_3 are invariants of the equivalence class. Additionally, again by Eq. (12), if $\mu(\mathcal{C}_{D,\vec{c}}) > 0$, also d_2 and $(d_2^2 - d_3^2)/(d_2^2 c_3^2)$ are invariants. Finally, if $c_3 = c'_3 = 0$ or $d_3 = d'_3 = 0$ [in which cases $\mu(\mathcal{C}_{D,\vec{c}})$ and $\mu(\mathcal{C}_{D',\vec{c}'})$ are undefined], the only invariant is $\max(d_2, d_3)$.

Summarizing, two qubit dihedrally-covariant channels $\mathcal{C}_{D,\vec{c}}$ and $\mathcal{C}_{D',\vec{c}'}$ are device-independently indistinguishable if and only if:

Regime $\mu(\mathcal{C}_{D,\vec{c}}), \mu(\mathcal{C}_{D',\vec{c}'}) \leq 0$:

$$\begin{cases} d_3 = d'_3, \\ c_3 = c'_3. \end{cases}$$

Regime $0 < \mu(\mathcal{C}_{D,\vec{c}}), \mu(\mathcal{C}_{D',\vec{c}'}) < 1$:

$$\begin{cases} d_2 = d'_2, \\ d_3 = d'_3, \\ c_3 = c'_3 \end{cases}$$

Regime $1 \leq \mu(\mathcal{C}_{D,\vec{c}}), \mu(\mathcal{C}_{D',\vec{c}'})$:

$$\begin{cases} d_2 = d'_2, \\ \frac{d_2^2 - d_3^2}{c_3^2} = \frac{d'^2_2 - d'^2_3}{c'^2_3}, \end{cases}$$

Regime $c_3 = c'_3 = 0$ (**Pauli channel**):

$$\max(d_2, d_3) = \max(d'_2, d'_3).$$

Outside of the aforementioned regimes, qubit dihedrally-covariant channels $\mathcal{C}_{D,\vec{c}}$ and $\mathcal{C}_{D',\vec{c}'}$ are device-independently distinguishable.