

Tuning topological phase and quantum anomalous Hall effect by interaction in quadratic band touching systems

Tian-Sheng Zeng,¹ W. Zhu,^{2,3} and D. N. Sheng⁴

¹*Department of Physics, The University of Texas at Dallas, Richardson, Texas 75080, USA*

²*Theoretical Division, T-4 and CNLS, Los Alamos National Laboratory, Los Alamos, New Mexico 87545, USA*

³*Westlake Institute for Advanced Study, Hangzhou, 300024, P. R. China**

⁴*Department of Physics and Astronomy, California State University, Northridge, California 91330, USA[†]*

(Dated: November 27, 2018)

Interaction driven topological phases significantly enrich the class of topological materials and thus are of great importance. Here, we study the phase diagram of interacting spinless fermions filling the two-dimensional checkerboard lattice with a quadratic band touching (QBT) point. By developing new diagnosis based on the state-of-the-art density-matrix renormalization group and exact diagonalization, we determine accurate quantum phase diagram for such a system at half-filling with three distinct phases. For weak nearest-neighboring interactions, we demonstrate the instability of the QBT towards an interaction-driven spontaneous quantum anomalous Hall (QAH) effect. For strong interactions, the system breaks the rotational symmetry realizing a nematic charge-density-wave (CDW) phase. Interestingly, for intermediate interactions we discover a symmetry-broken bond-ordered critical phase sandwiched in between the QAH and CDW phases, which splits the QBT into two Dirac points driven by interaction. Instead of the direct transition between QAH and CDW phases, our identification of an intermediate phase sheds new light on the theoretical understanding of the interaction-driven phases in QBT systems.

Recently topological phases of matter in the band structure with nontrivial topological Berry phase become an exciting research area of modern physics, culminating in the experimental observations of Haldane-honeycomb insulator [1] and the quantum anomalous Hall (QAH) effect in topological insulator [2]. Generally speaking, in such kind of systems with a nontrivial topological invariant Chern number [3], exemplified by the integer quantum Hall effect in the absence of magnetic field [4], time-reversal symmetry (TRS) breaking of band structure is typically necessary. For topologically trivial band structures with zero Chern number, it was proposed that the strong correlation between electrons can also induce spontaneous TRS breaking at mean field level [6, 7] and lead to QAH effect in Dirac semimetals. These interaction-induced topological phases are interesting, since they can significantly enrich the class of topological materials [8–10]. However such a mechanism is challenged by subsequent numerical simulations [11–14], which do not support the interaction driven QAH effect. Alternatively, it has been identified that a quadratic band touching (QBT) point has topological feature, and can be driven towards a QAH phase with TRS breaking even under arbitrary weak interactions, while strong interactions may lead to other competing phases [15, 16].

The theoretical prediction of such interaction-driven topological phases [17–25], stimulates extensive studies by more rigorously theoretical and numerical methods, including low energy renormalization group approach in C_4 symmetric checkerboard lattice [26–29] and bilayer graphene [30, 31], first-principle calculations in spin-dependent optical square lattice [32] and halogenated hematite nanosheets [33], and recently the unbiased nu-

merical exact diagonalization (ED) diagnosis in both C_4 symmetric checkerboard lattice [34] and C_6 symmetric Kagome lattice [35]. However, the stability of the QAH effect in the presence of weak interaction has not been settled. Based on the mean-field theory, the gap protecting the QAH state is exponentially small for weak interaction, making such a phase difficult to be identified. A recent density-matrix renormalization group (DMRG) study finds a semimetal phase for Kagome QBT systems with nearest neighboring interactions [36], while adding further long-ranged interactions ($V_1 \sim V_2 \sim V_3$) favors a robust gapped QAH state [35]. Thus, the weak interaction effect on the QBT point remains elusive, because finite-size calculations are incapable of detecting extremely small energy gap. Furthermore, the issue of the quantum phase transition between the interaction-driven

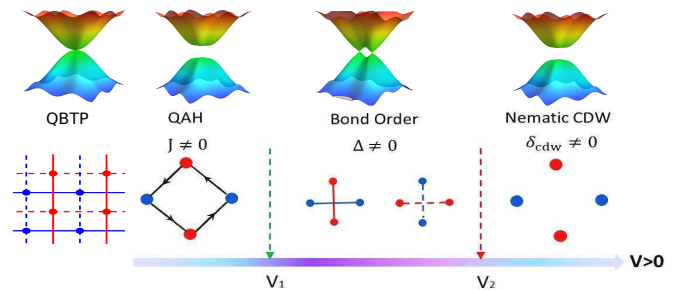


FIG. 1. (Color online) Phase diagram of spinless fermion at half-filling in the topologically trivial checkerboard lattice with a QBT point, as the nearest-neighboring interaction V increases. The two sublattice sites A, B are labeled by blue and red colors, respectively. Please see the main text for the definition of order parameters.

topological phase and other phases is hardly touched. While ED analysis points to a first-order phase transition from the QAH phase to the charge density wave phase without intermediate phase [34, 35, 37], the interesting scenario of intermediate Dirac liquid phase in such QBT systems deserves to be explored by applying controlled numerical methods.

In this work, we develop accurate numerical diagnosis for the topological phases to address these challenge issues through the state-of-the-art DMRG and ED simulations. A schematic diagram of our main results is shown in Fig. 1 for interacting spinless fermions occupying the topologically trivial checkerboard lattice with a QBT. For weak interactions $V < V_1$, by applying the Hellmann-Feynman theorem, we demonstrate the emergence of interaction-driven QAH phase whose topological properties are featured by two degenerate TRS breaking ground states arising from a pair of Kramer's degenerate states with opposite chiralities and integer quantized topological Hall conductances. Remarkably, for intermediate interactions $V_1 < V < V_2$ we establish the existence of a new gapless critical phase as a sublattice bond-ordered nematic phase, while the nematic CDW phase appears in the strongly interacting regime. Our comprehensive DMRG and ED studies can access large system sizes to establish the stability of the QAH state with weak interaction at the thermodynamic limit, and illustrate the interaction controlling of the anomalous dissipationless Hall transport properties of the QBT systems through opening and closing of the energy excitation gap.

RESULTS

Hamiltonian.— We consider the spinless fermions in the topologically trivial checkerboard lattice model,

$$H = -t \sum_{\langle \mathbf{r}, \mathbf{r}' \rangle} a_{\mathbf{r}}^\dagger b_{\mathbf{r}'} - \sum_{\langle\langle \mathbf{r}, \mathbf{r}' \rangle\rangle} (t_{\mathbf{r}, \mathbf{r}'}^a a_{\mathbf{r}}^\dagger a_{\mathbf{r}'} + t_{\mathbf{r}, \mathbf{r}'}^b b_{\mathbf{r}}^\dagger b_{\mathbf{r}'}) + h.c. + V \sum_{\langle \mathbf{r}, \mathbf{r}' \rangle} n_{\mathbf{r}}^a n_{\mathbf{r}'}^b + m \sum_{\mathbf{r}} (n_{\mathbf{r}}^a - n_{\mathbf{r}}^b). \quad (1)$$

Here $a_{\mathbf{r}}, b_{\mathbf{r}'}$ are the particle annihilation operators for sublattices A, B respectively, and $n_{\mathbf{r}}^a = a_{\mathbf{r}}^\dagger a_{\mathbf{r}}, n_{\mathbf{r}}^b = b_{\mathbf{r}}^\dagger b_{\mathbf{r}}$ the particle number operators at site \mathbf{r} . $\langle \dots \rangle$ and $\langle\langle \dots \rangle\rangle$ denote the nearest-neighbor and the next-nearest-neighbor pairs of sites on a checkerboard lattice, respectively. As shown in Fig. 1, the hopping amplitudes $t_{\mathbf{r}, \mathbf{r}'}^a = t'$ for solid lines and $t_{\mathbf{r}, \mathbf{r}'}^a = -t'$ for dashed lines in sublattice A, while $t_{\mathbf{r}, \mathbf{r}'}^b = t'$ for solid lines and $t_{\mathbf{r}, \mathbf{r}'}^b = -t'$ for dashed lines in sublattice B. The single-particle dispersion hosts a QBT at $(k_x, k_y) = (\pi, \pi)$ with Berry flux $\pm 2\pi$, protected by time-reversal symmetry and C_4 rotational symmetry. Note that by adding a nonzero opposite shift $\delta \neq 0$ to the hopping $t_{\mathbf{r}, \mathbf{r}'}^{a(b)} = t_{\mathbf{r}, \mathbf{r}'}^{a(b)} + (-)\delta$ of both sublattices, the system H breaks C_4 symmetry

down to C_2 symmetry, and the quadratic band touching splits into two Dirac points with gapless particle-hole symmetric dispersions.

QAH Phase.— We first address the critical issue if a robust QAH effect can be stabilized with the presence of weak and nearest interaction. We begin with studying the ground state properties up to a maximum system sizes $N_s = 32$ based on ED. The geometry hosts both C_4 point-group symmetry and time-reversal symmetry, and we find an exact two-fold ground state degeneracy $|\psi_{\pm}\rangle$ at momentum $K = (0, 0)$ below excitation continuum for systems with finite interaction V . This pair of degenerate eigenstates are also eigenstates of C_4 rotation with eigenvalues $\pm i$, respectively, which serves as important evidence of time-reversal symmetry breaking as long as the energy excitation gap remains open for large systems. In order to illustrate two TRS spontaneously breaking states with opposite chiralities, we consider the system response to the TRS breaking perturbation hopping phase $e^{i\phi} a_{\mathbf{r}}^\dagger b_{\mathbf{r}'} + h.c.$ to the nearest-neighbor A and B sites (the phase ϕ is a tiny detecting flux per plaquette for detecting QAH order). From the Hellmann-Feynman theorem [38, 39], we can derive the TRS breaking chiral bond current $J_{\mathbf{r}} = i(a_{\mathbf{r}}^\dagger b_{\mathbf{r}'} - b_{\mathbf{r}'}^\dagger a_{\mathbf{r}})$ between nearest-neighbor sites from the linear response of the ground state energy, as

$$\langle \psi_{\pm} | J_{\mathbf{r}} | \psi_{\pm} \rangle = \frac{1}{2N_s} \left. \frac{\partial E_{\pm}(\phi)}{\partial \phi} \right|_{\phi=0}, \quad (2)$$

where $E_{\pm}(\phi) = \langle \psi_{\pm} | H(\phi) | \psi_{\pm} \rangle$. As indicated in Fig. 2(a), we can see $\langle \psi_+ | J_{\mathbf{r}} | \psi_+ \rangle = -\langle \psi_- | J_{\mathbf{r}} | \psi_- \rangle \simeq 0.067$, implying the opposite chiralities of TRS breaking for weak interactions. To extract the topological invariants of the doublet ground states for any value ϕ , we utilize the twisted boundary conditions $\psi(\phi; \mathbf{r} + N_{\alpha} \hat{e}_{\alpha}) = \psi(\phi; \mathbf{r}) \exp(i\theta_{\alpha})$ where θ_{α} is the twisted angle in the α (x or y)-direction. The system is periodic when one flux quantum $\theta_{\alpha} = 0 \rightarrow 2\pi$ is inserted. Meanwhile, the many-body Chern number of the ground state wavefunction $\psi_{\pm}(\phi)$ is defined as [40, 41]

$$C_{\pm}(\phi) = \int \frac{d\theta_x d\theta_y}{2\pi i} \left[\left\langle \frac{\partial \psi_{\pm}}{\partial \theta_x} \middle| \frac{\partial \psi_{\pm}}{\partial \theta_y} \right\rangle - \left\langle \frac{\partial \psi_{\pm}}{\partial \theta_y} \middle| \frac{\partial \psi_{\pm}}{\partial \theta_x} \right\rangle \right].$$

We identify the topological invariants $C_{\pm}(\phi) = \pm 1$ for the two-fold ground states $|\psi_{\pm}(\phi)\rangle$ under an infinitesimal TRS breaking phase $\phi \ll 1$. Due to the adiabatic connection between the $\psi_{\pm}(\phi)$ and $\psi_{\pm}(0)$ as shown in Fig. 2(a), we can obtain the topological invariants for these doublet states $C_{\pm} = C_{\pm}(\phi \rightarrow 0) = \pm 1$. On the contrary, for strong interactions, we find that the expectation value of $J_{\mathbf{r}}$ in the ground state vanishes precisely, and the topological invariants $C_{\pm}(\phi) = 0$, signalling a topologically trivial nematic CDW phase. Indeed, the density structure factor $S = \frac{1}{N_s} \sum_{\alpha, \beta} \sum_{\mathbf{r}, \mathbf{r}'} (-1)^{\alpha} (-1)^{\beta} \langle n_{\mathbf{r}}^{\alpha} n_{\mathbf{r}'}^{\beta} \rangle$ shows a strong peak (where $\alpha, \beta \in \{A, B\}$ denote sublattice in-

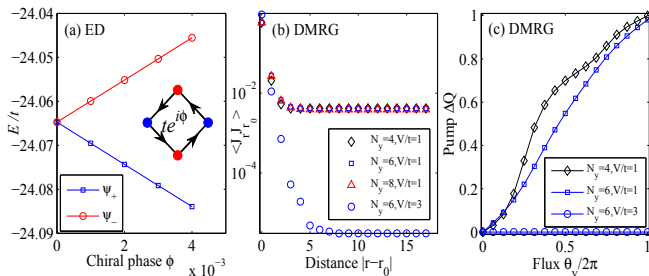


FIG. 2. (Color online) Numerical diagnosis of QAH phase. (a) The doublet ground state energies $E_{\pm}(\phi)$, in response to the vanishingly small TRS breaking perturbation term, as a function of the phase ϕ . The inset depicts the TRS breaking hopping phase in the anti-clockwise direction per plaquette between nearest-neighboring pairs. (b) Infinite DMRG results for current-current correlations versus distance for different cylindrical widths $L_y = 2N_y$. (c) The adiabatic charge pumping under the insertion of flux quantum θ_y . The parameters $t' = 0.8t, \delta = m = 0$, and the maximally kept number of states 3000.

dices, $(-1)^\alpha = 1(-1)$ for $\alpha = A(B)$ for such a CDW phase.

To access larger system sizes to establish the stability of the QAH, we exploit an unbiased DMRG approach using a cylindrical geometry up to a maximum width $L_y = 16$ ($N_y = 8$). By randomly choosing different initial states in DMRG simulations, we can obtain two different ground states $|\psi_{\pm}\rangle$ with degenerate energies $E_+ \simeq E_-$ and opposite chiral circulating loop currents per plaquette $\langle \psi_{\pm} | \mathbf{J}_r | \psi_{\pm} \rangle$, from a DMRG algorithm allowing complex wavefunctions. In Fig. 2(b), we measure the current-current correlation functions $\langle \psi_+ | \mathbf{J}_r \mathbf{J}_{r_0} | \psi_+ \rangle$ between nearest-neighboring bonds $\langle \mathbf{r}, \mathbf{r}' \rangle$ and $\langle \mathbf{r}_0, \mathbf{r}'_0 \rangle$, with the distance $|\mathbf{r} - \mathbf{r}_0|$. For different system sizes, the bond current long-range order parameter $\langle \psi_+ | \mathbf{J}_r | \psi_+ \rangle = \lim \sqrt{\langle \psi_+ | \mathbf{J}_r \mathbf{J}_{r_0} | \psi_+ \rangle}$ for weak interactions persists to a finite value at the large distance $|\mathbf{r} - \mathbf{r}_0|$ limit. Meanwhile in Fig. 2(b), we also characterize the topological nature of the ground state from its topological charge pumping by inserting one U(1) charge flux quantum $\theta_y = \theta$ from $\theta = 0$ to $\theta = 2\pi$ in the periodic y -direction of the cylinder system based on the adiabatic DMRG [42] in connection to the quantized Hall conductance. Here we partition the lattice system on the cylinder along the x -direction into two halves with equal lattice sites. The transverse transfer of the total charge from the right side to the left side in the x -direction is encoded by the expectation value $Q(\theta) = \text{tr}[\hat{\rho}_L(\theta)\hat{N}_L]$. N_L is the particle number in the left cylinder part, and $\hat{\rho}_L$ the reduced density matrix of the corresponding left part. Under the inserting of the flux $\theta_y = \theta$ in the y -direction, the change of $Q(\theta)$ indicates the transverse charge transfer from the right side to the left side in the x -direction, induced by the topological Hall conductances of the state $|\psi_{\pm}\rangle$. From

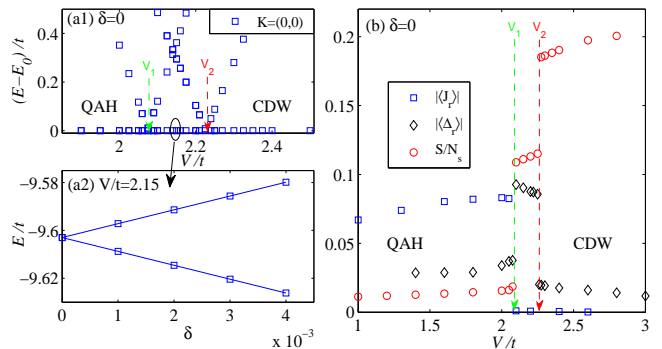


FIG. 3. (Color online) Numerical ED results for spinless fermions at half-filling $N_s = 2 \times 4 \times 4 = 32, N = 16$ in the checkerboard lattice with $V = t, t' = 0.8t, \delta = m = 0$. (a1) The evolutions of the low energy spectrum as a function of V . Only the lowest five energy levels are shown. (a2) The perturbation response induced by δ . (b) The evolutions of $\langle J_r \rangle, \langle \Delta_r \rangle, S/N_s, \Delta_c/4$ as a function of V .

Fig. 2(c), we obtain a nearly quantized transverse Hall conductance $C_{\pm} = \Delta Q = Q(2\pi) - Q(0) = \pm 1$ for these two degenerate ground states $|\psi_{\pm}\rangle$. Again, for strong interactions, the current-current correlation functions are vanishingly small, and the charge pumping disappears, signaling the absence of a QAH phase. Significantly, our results establish that any weak interaction would drive the system into the QAH phase.

Intermediate Phase.— We turn to analyze the emergent intermediate phase between the QAH phase and the nematic CDW phase. Figure 3(a1) depicts the evolution of the interacting many-body low energy spectrum. Near the point $V = V_1$, the doublet ground states of the QAH phase undergo a level crossing with the two-fold degenerate excited levels. When the interaction V increases further, there appears another level crossing near the transition around $V = V_2$. For $V_1 < V < V_2$, the doublet ground states host nonzero bond orders $\Delta_r \neq 0$, which is calculated from the symmetry-breaking perturbation response $\Delta_r = \frac{1}{2N_s} \frac{\partial E(\delta)}{\partial \delta} |_{\delta=0} = |a_r^\dagger a_{r+\hat{e}_x}| - |a_r^\dagger a_{r+\hat{e}_y}| = |b_r^\dagger b_{r+\hat{e}_x}| - |b_r^\dagger b_{r+\hat{e}_y}|$ [43]. For example, we have $\Delta_r \sim 0.08$ at $V = 2.15$, as shown in Fig. 3(a2). The nonzero bond order indicates the bond nematic nature of the intermediate phase.

Meanwhile, we plot the evolutions of the current order parameter $\langle J_r \rangle$, sublattice bond order parameter $\langle \Delta_r \rangle$, nematic CDW density structure factor S/N_s and the charge-hole gap $\Delta_c = (E_0(N+1) + E_0(N-1) - 2E_0(N))/2$ as a function of V in Fig. 3(b). For weak interactions $V < V_1$, $\langle J_r \rangle$ has a finite expectation value, and Δ_c increases with the increase of the interaction strength, manifesting the robustness of a gapped QAH phase. On the other hand, both $\langle \Delta_r \rangle$ and S/N_s take small values consistent with the properties of a gapped QAH phase. When interaction V goes across V_1 , $\langle J_r \rangle$, $\langle \Delta_r \rangle$, and S/N_s

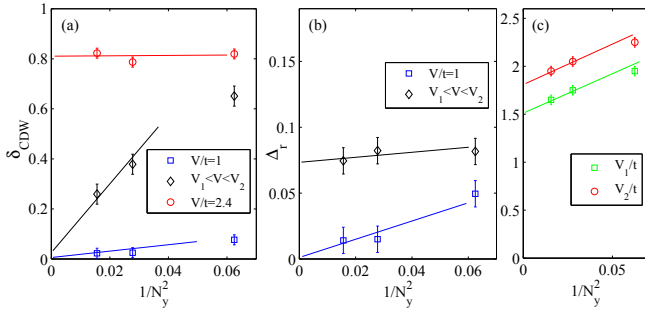


FIG. 4. (Color online) Finite-size scaling of DMRG results for (a) nematic CDW order, (b) sublattice bond order and (c) transition point. All the parameters are the same as those in Figs. 6(a-c).

experience a sudden jump, where $\langle J_{\mathbf{r}} \rangle$ drops down to a vanishingly small value of the order 10^{-4} , and Δ_c begins to decrease quickly, signaling the collapsing of a topological phase (finite size scaling results for the Δ_c will be discussed below). Simultaneously, $\langle \Delta_{\mathbf{r}} \rangle$, and S/N_s jump to a finite large value. When interaction further increases beyond the critical value V_2 , $\langle \Delta_{\mathbf{r}} \rangle$ drops down to a vanishingly small value of the order 10^{-5} while S/N_s undergoes another step jump to a larger value, where the system becomes an insulating nematic CDW phase with a large excitation gap as shown in Fig. 3(a1).

As presented above, based on a given system size calculation, we see the intermediate phase between V_1 and V_2 is associated with a finite bond order $\langle \Delta_{\mathbf{r}} \rangle$. To inspect properties of the phase in the thermodynamic limit, we carry out a finite size scaling of bond order $\Delta_{\mathbf{r}}$ and nematic order $\delta_{CDW} = \langle n_{\mathbf{r}}^a - n_{\mathbf{r}'}^b \rangle = \frac{2}{N_s} \frac{\partial E(m)}{\partial m}$. In Fig. 4, it is found that $\Delta_{\mathbf{r}}$ extrapolates to a finite value, but δ_{CDW} gradually decreases down to a negligibly small value in the limit $1/N_y^2 \rightarrow 0$. Thus, our ED and DMRG methods provide a very strong evidence for the existence of the intermediate topologically trivial bond-ordered phase. Physically, the doublet states of the QAH phase host opposite eigenvalues ± 1 angular momentum in the presence of C_4 rotation symmetry and time-reversal symmetry, while both bond-ordered and nematic CDW phase breaks C_4 symmetry down to C_2 symmetry. In Ref. [34], such an argument is used to claim a first-order phase transition between C_4 symmetric phases and C_2 symmetric phases. Our ED and DMRG study access much larger systems, which lead to the discovery of a time-reversal symmetric intermediate bond-ordered phase sandwiched in between QAH and CDW phases [44]. At the mean-field level [15], one can show that this phase is gapless with the QBT splitting into two Dirac points (see Fig. 1). Moreover, we further provide strong numerical evidences to support the gapless nature of the intermediate phase, which point to the existence of Dirac cone structure. First, we find that the finite-size scaling of the charge-hole gap Δ_c in

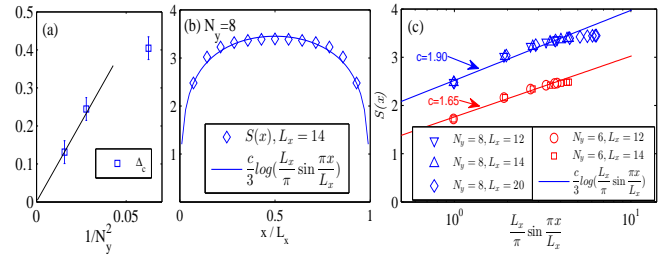


FIG. 5. (Color online) DMRG results in the intermediate region $V_1 < V < V_2$ for (a) finite-size scaling of the charge-hole gap Δ_c ; (b) the von Neumann entanglement entropy $S(x)$ for a given system size; (c) finite-size logarithmic scaling of entanglement entropy $S(x)$ with different cylinder widths N_y and lengths L_x , in comparison with the theoretical prediction $S(x) = \frac{c}{3} \log(\frac{L_x}{\pi} \sin \frac{\pi x}{L_x})$. All the parameters are the same as those in Fig. 4.

Fig. 5(a) gives a nearly zero value in the thermodynamic limit, which implies the gapless single-particle excitation nature. Second, the entropy dependence on the cylinder length approaches an arch structure as indicated in Fig. 5(b), and it can be fitted to the universal scaling function (up to an additive constant depending on the cylinder width) [45–47] $S(x) = \frac{c}{3} \log(\frac{L_x}{\pi} \sin \frac{\pi x}{L_x})$ with the central charge $c \approx 2$, as plotted in Fig. 5(c). The only deviation from the straight line fitting shown in Fig. 5(c) appears at larger x values due to the convergence difficulty in capturing the entanglement of a gapless system. The finite gap, for finite size systems shown in Fig. 5(a) can be understood as the following. On the finite size systems, the available momentum points in the Brillouin zone are discrete, such that the Dirac points are not guaranteed to be exactly covered in our calculations and a finite-size gap appears. Similarly, when experienced a small energy gap, the central charge obtained from entropy behavior would deviate from the ideal value $c = 2$ of free Dirac fermions. Nevertheless, the finite-size scaling of the gap, and the entropy scaling approaches the Dirac liquid behavior in the thermodynamic limit, as indicated in Figs. 5(a) and 5(c). These numerical results indeed support that both the charge-hole gap $\Delta_c \rightarrow 0$ and the central charge $c \rightarrow 2$ as the cylinder width $L_y = 2N_y$ increases.

Phase Transition.— To further study phase transitions, we exploit the finite DMRG calculation on a cylindrical geometry up to a maximum width $L_y = 16$ ($N_y = 8$) and length $L_x = N_x = 20$. We measure five different physical quantities of the ground state as a function of V : the wavefunction overlap $F(V) = |\langle \psi(V) | \psi(V + \delta V) \rangle|$ (δV is as small as $0.1t$), the entanglement entropy S_L in the middle of the cylinder, in addition to order parameters $\Delta_{\mathbf{r}}$, δ_{CDW} and $J_{\mathbf{r}}$. The first-order transition is characterized by the discontinuous behavior of these physical quantities.

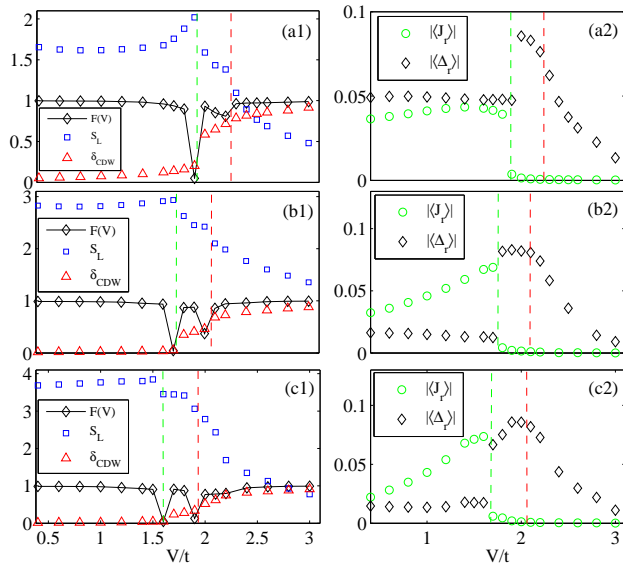


FIG. 6. (Color online) Numerical finite DMRG results in a cylinder checkerboard lattice with width length $L_x = N_x = 20$ at half-filling. The evolutions of $F(V) = |\langle \psi(V) | \psi(V + \delta V) \rangle|$, S_L , δ_{CDW} , Δ_r and $\langle J_r \rangle$ as a function of V for different cylinder widths (a) $N_y = 4, L_y = 8$, (b) $N_y = 6, L_y = 12$ and (c) $N_y = 8, L_y = 16$. The dashed lines indicate the transition points. The parameters $t' = 0.8t, \delta = m = 0$, and the maximally kept number of states 3620.

As shown in Figs. 6(a-c), for $V < V_1$, $F(V)$ has a large value close to 1, both S_L and δ_{CDW} exhibit featureless properties, but J_r grows slightly with the increase of V , implying the robustness of the QAH phase. When V approaches a transition point V_1 , $F(V)$ suddenly drops down to a very small value close to zero, and both order parameters Δ_r, J_r exhibit a sharp discontinuous jump near the transition point. Similarly, S_L starts to drop at $V \simeq V_1$, with a discontinuous derivative $\partial S_L / \partial V$. These results are consistent with a first order transition between the QAH and intermediate phases [48, 49]. When the interaction V increases further close to V_2 , δ_{CDW} undergoes a jump to a large saturated value close to 1, while Δ_r gradually drops down to zero in the strongly interacting regime. $F(V)$ exhibits a minimum, sharpening as the cylinder width increases from $N_y = 4$ to $N_y = 8$, while entanglement entropy S_L also drops down to a smaller value consistent with an insulating phase at $V > V_2$. These results are consistent with a first-order transition into a CDW phase at $V = V_2$.

DISCUSSIONS

In summary, we have numerically presented a solid diagnosis of an interaction-driven spontaneous QAH phase in the checkerboard lattice with a quadratic band touching by turning on any weak interaction. Such a diagnosis

relies on finite size scaling up to wide systems ($L_y = 20$ lattice spacing) and use detecting flux for the QAH. The QAH phase hosts two-fold ground state degeneracies with opposite spontaneous TRS breaking behaviors, and a quantized Hall conductance measured by Laughlin argument of charge pumping. In particular, we demonstrate the existence of a bond-ordered phase sandwiched between the QAH phase and the nematic CDW phase, characterized by the sublattice bond order. The intermediate bond-ordered phase points to the long-sought Dirac liquid phase in the QBT systems. [15, 31] We believe that this work would open a new route for the study of the possible competing intermediate phases under the interplay of interaction and frustration, and excite a more extensive investigation of the fate of the QAH phases in many other systems, such as bilayer graphene [30, 31], and C_6 symmetric Kagome lattice [17] where an intermediate gapless CDW phase was also proposed. Other future directions include a study of the interplay of nearest-neighboring and next-nearest-neighboring interactions, which may lead to rich possibility and other competing phases driven by interactions [50]. At experimental side, our work also suggests a practical way of opening and closing the QBT gap, inducing quantized dissipationless transport currents by interactions.

METHODS

Exact diagonalization

We perform ED calculations on the model Eq. (1) with parameters as indicated in the corresponding text and figure captions. In the ED calculations, we study the many-body ground state of H at half-filling in a finite system of $N_x \times N_y$ unit cells (the total number of sites $N_s = 2 \times N_x \times N_y$). The energy eigenstates are labeled by a total momentum $K = (K_x, K_y)$ in units of $(2\pi/N_x, 2\pi/N_y)$ in the Brillouin zone.

Density-matrix renormalization group

For larger systems we exploit both finite and infinite DMRG on the cylindrical geometry. We keep the dimension of DMRG kept states up to 5600 to obtain accurate results (the truncation error is of the order 10^{-6}). This leads to excellent convergence for the results that we report here. The geometry of cylinders is open boundary condition in the x -direction and periodic boundary condition in the y -direction.

Note add.— In the preparation of this work, we become aware of a parallel work from Ref. [50].

Acknowledgement—T.S.Z thanks Chuanwei Zhang for support and encouragement on studying quadratic band touching. We thank S. S. Gong for private communication prior to publication. T.S.Z acknowledges the support from Air Force Office of Scientific Research (FA9550-16-1-0387), National Science Foundation (PHY-

1505496), and Army Research Office (W911NF-17-1-0128). W. Z. was supported by Department of Energy (DOE) National Nuclear Security Administration through Los Alamos National Laboratory LDRD Program. D.N.S. was supported by the DOE, through the Office of Basic Energy Sciences under the grant No. DE-FG02-06ER46305.

Author contributions.— W.Z. and D.N.S. proposed the idea. T.S.Z. proposed the model and carried out the calculation and drafted the article. All authors contribute to the writing and revision of the manuscript.

Competing interests.— The authors declare no competing interests.

Data Availability— The data that support the findings of this study are available from the corresponding author upon reasonable request.

* phwzhu@gmail.com

† donna.sheng1@csun.edu

- [1] G. Jotzu, M. Messer, R. Desbuquois, M. Lebrat, T. Uehlinger, D. Greif and T. Esslinger, *Nature* **515**, 237 (2014).
- [2] C.-Z. Chang *et al.*, *Science* **340**, 167 (2013).
- [3] D. J. Thouless, M. Kohmoto, M. P. Nightingale, and M. den Nijs *Phys. Rev. Lett.* **49**, 405 (1982).
- [4] F. D. M. Haldane, *Phys. Rev. Lett.* **61**, 2015 (1988).
- [5] K. Sun, Z. Gu, H. Katsura, and S. Das Sarma, *Phys. Rev. Lett.* **106**, 236803 (2011).
- [6] C. Wu and S.-C. Zhang, *Phys. Rev. Lett.* **93**, 036403 (2004).
- [7] S. Raghu, X.-L. Qi, C. Honerkamp, and S.-C. Zhang, *Phys. Rev. Lett.* **100**, 156401 (2008).
- [8] S. H. Simon, F. Harper, and N. Read, *Phys. Rev. B* **92**, 195104 (2015).
- [9] W. Zhu, S. S. Gong, and D. N. Sheng, *Phys. Rev. B* **94**, 035129 (2016).
- [10] S. Kourtis, *Phys. Rev. B* **97**, 085108 (2018).
- [11] N. A. García-Martínez, A. G. Grushin, T. Neupert, B. Valenzuela, and E. V. Castro, *Phys. Rev. B* **88**, 245123 (2013).
- [12] M. Daghofer and M. Hohenadler, *Phys. Rev. B* **89**, 035103 (2014).
- [13] J. Motruk, A. G. Grushin, F. de Juan, and F. Pollmann, *Phys. Rev. B* **92**, 085147 (2015).
- [14] S. Capponi and A. M. Läuchli, *Phys. Rev. B* **92**, 085146 (2015).
- [15] K. Sun, H. Yao, E. Fradkin, and S. A. Kivelson, *Phys. Rev. Lett.* **103**, 046811 (2009).
- [16] K. Sun, W. V. Liu, A. Hemmerich, and S. Das Sarma, *Nat. Phys.* **8**, 67 (2011).
- [17] J. Wen, A. Rüegg, C.-C. J. Wang, and G. A. Fiete, *Phys. Rev. B* **82**, 075125 (2010).
- [18] M. Kurita, Y. Yamaji, and M. Imada, *J. Phys. Soc. Jpn.* **80**, 044708 (2011).
- [19] C. Weeks and M. Franz, *Phys. Rev. B* **81**, 085105 (2010).
- [20] A. Rüegg and G. A. Fiete, *Phys. Rev. B* **84**, 201103 (2011).
- [21] K.-Y. Yang, W. Zhu, D. Xiao, S. Okamoto, Z. Wang, and Y. Ran, *Phys. Rev. B* **84**, 201104 (2011).
- [22] W.-F. Tsai, C. Fang, H. Yao, and J.-P. Hu, *New J. Phys.* **17**, 055016 (2015).
- [23] A. Dauphin, M. Müller, and M. A. Martin-Delgado, *Phys. Rev. A* **93**, 043611 (2016).
- [24] B. Dóra and I. F. Herbut, *Phys. Rev. B* **94**, 155134 (2016).
- [25] M. Chen, H.-Y. Hui, S. Tewari, and V. W. Scarola, *Phys. Rev. B* **97**, 035114 (2018).
- [26] S. Uebelacker and C. Honerkamp, *Phys. Rev. B* **84**, 205122 (2011).
- [27] J. M. Murray and O. Vafek, *Phys. Rev. B* **89**, 201110 (2014).
- [28] B. Dóra, I. F. Herbut, and R. Moessner, *Phys. Rev. B* **90**, 045310 (2014).
- [29] J. Wang, C. Ortix, J. van den Brink, and D. V. Efremov, *Phys. Rev. B* **96**, 201104(R) (2017).
- [30] R. Nandkishore and L. Levitov, *Phys. Rev. B* **82**, 115124 (2010).
- [31] S. Pujari, T. C. Lang, G. Murthy, and R. K. Kaul, *Phys. Rev. Lett.* **117**, 086404 (2016).
- [32] S. Kitamura, N. Tsuji, and H. Aoki, *Phys. Rev. Lett.* **115**, 045304 (2015).
- [33] Q.-F. Liang, J. Zhou, R. Yu, X. Wang, and H. Weng, *Phys. Rev. B* **96**, 205412 (2017).
- [34] H.-Q. Wu, Y.-Y. He, C. Fang, Z. Y. Meng, and Z.-Y. Lu, *Phys. Rev. Lett.* **117**, 066403 (2016).
- [35] W. Zhu, S.-S. Gong, T.-S. Zeng, L. Fu, and D. N. Sheng, *Phys. Rev. Lett.* **117**, 096402 (2016).
- [36] S. Nishimoto, M. Nakamura, A. Brien, and P. Fulde, *Phys. Rev. Lett.* **104**, 196401 (2010).
- [37] H.-Y. Hui, M. Chen, S. Tewari, and V. W. Scarola, arXiv:1712.10238.
- [38] H. Hellmann, *Einführung in Die Quantenchemie*, Leipzig : Deuticke, 1937.
- [39] R. P. Feynman, *Phys. Rev.* **56**, 340 (1939).
- [40] D. N. Sheng, L. Balents, and Z. Wang, *Phys. Rev. Lett.* **91**, 116802 (2003).
- [41] D. N. Sheng, Z.-Y. Weng, L. Sheng, and F. D. M. Haldane, *Phys. Rev. Lett.* **97**, 036808 (2006).
- [42] S. S. Gong, W. Zhu, and D. N. Sheng, *Sci. Rep.* **4**, 6317 (2014).
- [43] The bonds $a_r^\dagger a_{r+\hat{e}_x}$ and $a_r^\dagger a_{r+\hat{e}_y}$ have opposite signs and different magnitudes. Also, $a_r^\dagger a_{r+\hat{e}_x} = -b_r^\dagger b_{r+\hat{e}_x}$ and $a_r^\dagger a_{r+\hat{e}_y} = -b_r^\dagger b_{r+\hat{e}_y}$.
- [44] The maximal system size in our ED calculations is $2 \times 4 \times 4 = 32$, which goes beyond the limit in Ref. [34]. $2 \times 4 \times 4$ system respects C_4 symmetry, and hosts the QBT point (π, π) , which is unique and reduces finite-size effect. Our DMRG study on larger system sizes also confirms the intermediate phase and the two-step phase transitions, in agreement with our ED study of $2 \times 4 \times 4$ system size.
- [45] D. N. Sheng, O. I. Motrunich, and M. P. A. Fisher, *Phys. Rev. B* **79**, 205112 (2009).
- [46] H. Ju, A. B. Kallin, P. Fendley, M. B. Hastings, and R. G. Melko, *Phys. Rev. B* **85**, 165121 (2012).
- [47] X. Chen, G. Y. Cho, T. Faulkner, and E. Fradkin, *J. Stat. Mech.: Theory Exp.* **2015**, P02010.
- [48] O. S. Zozulya, M. Haque, and N. Regnault, *Phys. Rev. B* **79**, 045409 (2009).
- [49] T.-S. Zeng, W. Zhu, and D. N. Sheng, *Phys. Rev. B* **95**, 125134 (2017).
- [50] S. Sur, S.-S. Gong, K. Yang, and O. Vafek, *Phys. Rev. B*

98, 125144 (2018).