

# Kekulé valence bond order in an extended Hubbard model on the honeycomb lattice, with possible applications to twisted bilayer graphene

Xiao Yan Xu,<sup>1</sup> K. T. Law,<sup>1</sup> and Patrick A. Lee<sup>2,\*</sup>

<sup>1</sup>*Department of Physics, Hong Kong University of Science and Technology, Clear Water Bay, Hong Kong, China*

<sup>2</sup>*Department of Physics, Massachusetts Institute of Technology, Cambridge MA 02139, USA*

(Dated: Apr 27, 2018)

Using large-scale quantum Monte Carlo simulations, we exactly solve a model of Fermions hopping on the honeycomb lattice with cluster charge interactions, which has been proposed as an effective model with possible application to twisted bilayer graphene near half-filling. We find an interaction driven semimetal to insulator transition to an insulating phase consisting of a valence bond solid with Kekulé pattern. Finite size scaling reveals that the phase transition of the semimetal to Kekulé valence bond solid phase is continuous and belongs to chiral XY universality class.

Correlation driven metal to insulator transition provides a mechanism to generate insulators beyond the band picture. One well known example is the undoped cuprates. According to band theory, it has a half-filled band and should be a metal, but the strong interaction of localized  $d$  orbitals makes it a Mott insulator with antiferromagnetic long range order [1]. More interestingly, the doped cuprates shows unconventional superconductivity which cannot be explained by traditional BCS theory [2]. The recently discovered twisted bilayer graphene at small "magic" angle is a new system of correlated insulator [3]. The twisted bilayer graphene forms moiré pattern, and flat band emerges at some "magic" twist angles, according to theoretical calculations [4–8]. The recent experiments on twisted bilayer graphene (TBG) near one of small "magic" angles found correlated insulator behavior and unconventional superconductivity by gating [3, 9].

To understand those exotic phases in TBG, the first task is to know the nature of the insulating phase. In experiments [3], the conductance data show that near charge neutrality the bands may contain nodes as the conductance shows a "V"-shaped dip. This is consistent with the moiré band picture where there are Dirac points at the Brillouin zone (BZ) corner, separating two sets of band, each of which can accommodate 4 electrons including spin [4–8]. The correlated insulating phase occurs at half filling of the electron or hole band, where the occupation number per superlattice unit cell is  $\pm 2$ . In addition, SdH oscillation measurements find Fermi pockets near half-filling with an area given by the doped electron or hole density, suggesting the existence of a correlation induced gaps. With all these observations in mind, what is the proper effective theory? As the charge center of the TBG forms a triangular lattice, it is tempting to start from orbitals on triangular lattice [10–12]. However, this cannot produce the Dirac nodes at the charge neutrality point mentioned above. Recently it has been proposed that it is necessary to construct a model on a honeycomb lattice with 2 orbitals per site to account for the symmetry of the LDA band [13, 14]. While there are subtle differences on possible obstructions to the construction of localized Wannier orbitals, these papers are in agreement that the honeycomb lattice is the proper starting point for a tight-binding formulation.

By making further assumptions about the breaking of valley symmetry, Po et al [13] proposed the following Hamiltonian  $H = H_t + H_U$  to describe the subset of hole (or electron) bands.

$$H_t = - \sum_{ij} \sum_{\alpha} t_{ij} c_{i\alpha}^{\dagger} c_{j\alpha} + h.c. \quad (1)$$

$$H_U = U \sum_{\square} (Q_{\square} - 2)^2 \quad (2)$$

The model consists of a single orbital with spin degeneracy on the honeycomb lattice. Motivated by the fact that the charge is concentrated on the triangular lattice formed by the hexagonal plaquette, the interaction term punishes occupation of the cluster charge  $Q_{\square} \equiv \sum_{i \in \square} \frac{n_i}{3}$  ( $n_i = \sum_{\alpha} c_{i\alpha}^{\dagger} c_{i\alpha}$ ) when it deviates from 2 per plaquette. We shall study this model using QMC for half-filling, ie 2 electrons per unit cell, or a single electron per site. When  $U$  is small we expect a semi-metal with Dirac spectrum and we shall look for the onset of an energy gap with increasing  $U$ . The cluster charge interaction term distinguishes this model from the conventional SU(2) Hubbard model on a honeycomb lattice which has been intensively studied, and known to exhibit a continuous transition from a semimetal (SM) to an AB sublattice anti-ferromagnetic insulator (AFMI) [15–17]. As we shall see, the cluster charge model behaves very differently and is therefore of intrinsic interest, even if its applicability to twisted bilayer graphene remains to be established.

*Model and Method* — We study the cluster charge model on the honeycomb lattice using QMC. At half-filling (2 electrons per unit cell), the simulation is sign-free as long as hopping is limited to between opposite sub-lattices. In the simulation, we will take first neighbor hopping  $t$  as energy unit, and explore the phase diagram by varying cluster charge interaction strength  $U/t$  and third neighbor hopping  $t_3/t$ . For the method, we use determinantal QMC [18–20], which is a standard method to solve the interaction lattice model when there is no sign problem. Particularly, to study the ground state properties, the projection version of determinantal QMC (PQMC) is chosen. PQMC starts with a trial wave function  $|\Psi_T\rangle$ , and the ground state wave function is obtained from projection by the time evolution operator  $|\Psi_0\rangle = e^{-\frac{\Theta}{2}H}|\Psi_T\rangle$  as  $\Theta$  goes to infinity. Physical observables can be calculated as  $\langle \hat{O} \rangle = \frac{\langle \Psi_0 | \hat{O} | \Psi_0 \rangle}{\langle \Psi_0 | \Psi_0 \rangle}$ , or

\* palee@mit.edu

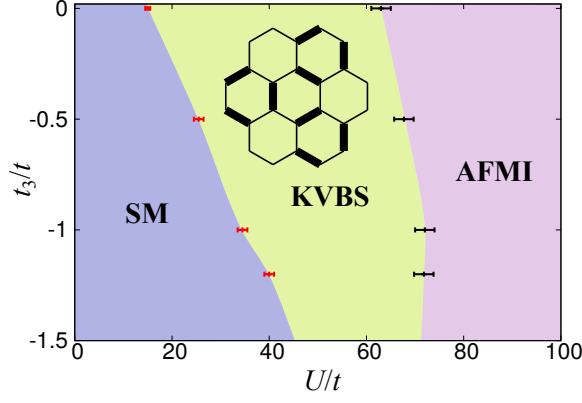


FIG. 1.  $U/t - t_3/t$  phase diagram of a spinful model with first neighbor hopping  $t$ , third neighbor hopping  $t_3$  and cluster charge interaction  $U$  on honeycomb lattice. SM denotes semimetal phase, KVBS denotes Kekulé valence bond solid phase, AFMI denotes AB sublattice antiferromagnetic insulating phase. The transition from SM to KVBS (red data points) is continuous and belongs to chiral XY universality class. The transition from KVBS to AFMI (black data points) is first order.

more explicitly,

$$\langle \hat{O} \rangle = \frac{\langle \Psi_T | e^{-\frac{\Theta}{2} H} \hat{O} e^{-\frac{\Theta}{2} H} | \Psi_T \rangle}{\langle \Psi_T | e^{-\Theta H} | \Psi_T \rangle} \quad (3)$$

The projection time is divided into  $M$  slices ( $\Theta = M\Delta_\tau$ ). To treat the interaction part  $H_I$ , we first perform a Trotter decomposition to separate  $H_0$  and  $H_I$  in exponential  $e^{-\Delta_\tau H} = e^{-\Delta_\tau H_0} e^{-\Delta_\tau H_I} + \mathcal{O}(\Delta_\tau^2)$ . A further Hubbard-Stratonovich (HS) transformation is performed on the interaction part to get fermion bilinears coupled to auxiliary fields. After tracing out the free fermions degrees of freedom, we can perform Monte Carlo sampling on the auxiliary fields and measure the physical observables. We choose  $\frac{N_s}{2}$  ( $N_s = 2L^2$  is total number of sites while  $L$  is the linear system size) low lying eigenstates of the non-interacting part of Hamiltonian  $H_0$  as the trial wave function  $|\Psi_T\rangle$ . In the simulation, we set  $\Theta = 2L$ . For imaginary time slices, we set  $\Delta_\tau = 0.1$  for small  $U$  and  $t_3$ , and  $\Delta_\tau = 0.05$  for large  $U$  or  $t_3$  ( $U/t > 30$  or  $|t_3/t| > 0.5$ ). We have tested that this set up is enough to get converged and error controllable results. For the sign problem free of the model we simulate, a concise argument is that as the model has particle-hole symmetry, the particle-hole transformation on spin down fermion effectively makes the positive  $U$  to be negative one, then we decouple the interaction part to density channel by HS transformation. Finally the Monte Carlo weight can be written as a square of determinant (spin up and down fermion have same determinant) of matrix only with real numbers, which is always semipositive. More details of the PQMC formulation and the absence of sign problem can be found in Supplementary Material [21].

*Results* — The  $U/t - t_3/t$  ground state phase diagram at half-filling is showed in Fig. 1. We found three phases in total — they are semimetal (SM) phase which is connected to non-interacting case, the AFMI phase which is connected to

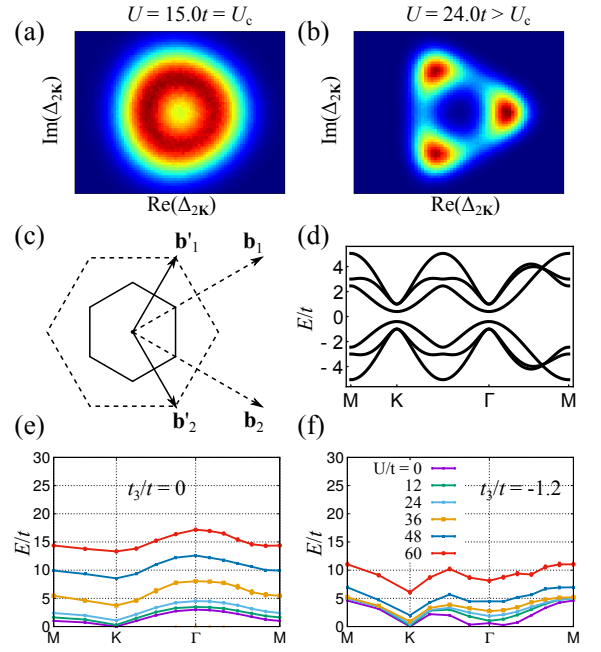


FIG. 2. (a) Histogram of KVBS order parameter at the SM to KVBS phase transition point and (b) in the KVBS phase with  $L = 12$  and  $t_3/t = 0$ . (c) Dashed hexagon denotes first BZ of the honeycomb lattice, so called large BZ in main text. Solid line hexagon denotes the folded BZ by KVBS order, called the small BZ in the main text. (d) KVBS mean field band structure in  $t_3/t = -1.2$  case with order parameter  $\Delta_{2\mathbf{K}} = 2$ . (e) Single particle gap for different momentum points obtained from QMC at  $t_3/t = 0$  and (f) at  $t_3/t = -1.2$ . Here the single particle gap is obtained from the exponential decay of the time-displaced Green's function of the  $L = 12$  systems.

the large  $U$  limit, and a Kekulé valence bond solid (KVBS) phase which is new. Thus in contrast to the local Hubbard model, an intermediate KVBS phase appears in a large part of the phase diagram. Furthermore, surprisingly, the transition between SM and KVBS is continuous. On the other hand, the phase transition from KVBS to AFMI phase appears to be first order.

The KVBS order is shown in the inset of Fig. 1. It breaks the lattice translational symmetry, resulting in a  $\sqrt{3} \times \sqrt{3}$  enlarging of unit cell. The broken symmetry is  $Z_3$ , corresponding to the three ways to triple the unit cell size. Let us define  $\mathbf{K} = \frac{1}{3}\mathbf{b}_1 + \frac{1}{3}\mathbf{b}_2$  where  $\mathbf{b}_1$  and  $\mathbf{b}_2$  are reciprocal lattice vectors as showed in Fig. 2(c).  $\mathbf{K}$  is the zone corner of the original (large) BZ. The KVBS order is formed by coupling electrons at  $\mathbf{K}$  and  $-\mathbf{K}$ , so the order parameter can be defined as  $\Delta_{2\mathbf{K}} = \sum_{i,\alpha} e^{i2\mathbf{K}\cdot\mathbf{r}_i} (c_{i,\alpha}^\dagger c_{i+\delta,\alpha} + \text{h.c.})$ . The phase of  $\Delta_{2\mathbf{K}}$  captures the  $Z_3$  symmetry breaking, which is related by  $2\pi/3$  rotation of the phase. This is demonstrated in Fig. 2(b) which shows the histogram of the real and imaginary part of  $\Delta_{2\mathbf{K}}$ . In the KVBS phase, the histogram clusters into three region and they are connected by  $C_3$  rotation as showed in Fig. 2(b). In the thermodynamic limit, one of the three branches will be chosen and  $C_3$  ( $Z_3$ ) symmetry is broken.

In literature, the KVBS phase was studied in several SU(N)

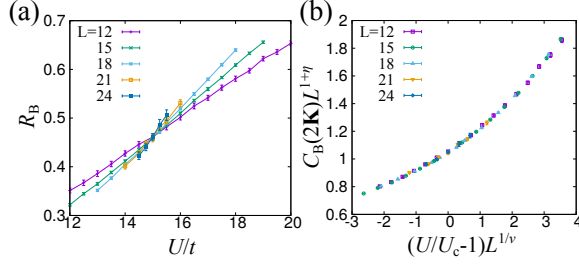


FIG. 3. (a) Correlation ratio of the bond correlation for  $t_3/t = 0$ . The crossing point gives an estimate of the critical point  $U_c = 15.0(2)$ . (b) Data collapse of bond structure factor at momentum  $2\mathbf{K}$ , which is the absolute value squared of the KVBS order parameter. The transition from SM to KVBS belongs to chiral XY universality class. The data collapse gives  $\nu = 1.05(5)$ ,  $\eta = 0.76(2)$ .

quantum Heisenberg (-like) models and Hubbard models on honeycomb lattice [22–25]. The KVBS order was even taken as a mechanism to realize charge fractionalization with time reversal symmetry in graphene [26]. The continuous transition between SM and KVBS is intuitively unexpected because a third order invariant of the KVBS order parameter can be constructed and according to Landau mean field theory the transition is predicted to be first order. However, if the quantum fluctuations of gapless fermionic modes are considered, the continuous transition is made possible [24, 25, 27–30]. More interestingly, at the SM to KVBS transition point, both large- $N$  renormalization group (RG) and functional RG calculations [24, 28, 29] show that the  $C_3$  rotational symmetry of the order parameter is enlarged to be a continuous one and the transition belongs to the chiral XY universality class, as opposed to the chiral-Heisenberg class for the SM to AFMI transition [16, 17, 31, 32]. The emergence of the  $U(1)$  symmetry is also found in our SM to KVBS transition, and are showed in Fig. 2(a).

In order to characterize the SM to KVBS transition, we measured the correlation ratio of the KVBS order  $R_B(U, L) = 1 - \frac{C_B(2\mathbf{K}+\delta\mathbf{q})}{C_B(2\mathbf{K})}$  for different interaction  $U$  and system size  $L$ , where  $C_B(\mathbf{q}) = \frac{1}{L^3} \sum_{i,j} e^{i\mathbf{q}\cdot(\mathbf{r}_i-\mathbf{r}_j)} \langle B_i B_j \rangle$  is structure factor of bond correlation with  $\delta$ -direction bond  $B_i$  defined as  $B_i = \sum_{\alpha} (c_{i,\alpha}^\dagger c_{i+\delta,\alpha} + \text{h.c.})$ . In the above formula,  $\delta\mathbf{q}$  is the smallest momentum of the lattice,  $\langle \dots \rangle$  denotes Monte Carlo average and  $2\mathbf{K}$  is the  $Q$ -vector of KVBS order, which connects different valleys at  $\mathbf{K}$  and  $-\mathbf{K}$ . The correlation ratio  $R_B(U, L)$  is a renormalization invariant quantity of the continuous SM to KVBS transition and it will cross at a point  $U_c$  for different system size  $L$ . The crossing point  $U_c$  gives an estimation of the location of the quantum critical point (QCP). As there is an emergent continuous  $U(1)$  at the QCP (see Fig. 2(a)), the critical behavior of the SM with chiral Dirac fermions to KVBS phase transition might be described by the chiral XY universality class [24, 25, 27–30, 32]. To confirm this conjecture, we perform a finite size scaling of the KVBS structure factor near the QCP, and make a data collapse to find the critical exponents. We assume Lorentz symmetry ( $z = 1$ ) here and expect  $C_B(2\mathbf{K}, U, L)L^{z+\eta} = f_B((U/U_c - 1)L^{1/\nu})$ . The data collapse

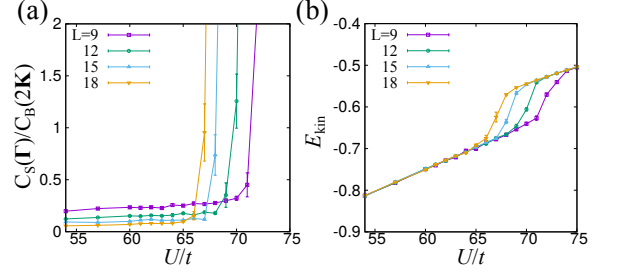


FIG. 4. (a) The ratio between structure factor of AB staggered spin correlation at momentum  $\Gamma$  and structure factor of bond correlation at momentum  $2\mathbf{K}$ . The sharp jump is one evidence that KVBS to AFMI transition here is first order. (b) Kinetic energy per site of the system. Again the kink in the kinetic energy with tuning parameter  $U$  is another evidence of first order transition.

process is to find  $\nu$  and  $\eta$  to make all data points collapse at one single unknown curve described by function  $f_B$ , as showed in Fig. 3. We find  $\nu = 1.05(5)$  and  $\eta = 0.76(2)$ , which are comparable with the QMC results on different models [24, 33].

We have also computed the lowest excitation energy for a given momentum. The results are shown in Fig. 2(e). We see that as  $U$  increases, the state at  $\mathbf{K}$  becomes gapped [34], but the minimum gap remains at  $\mathbf{K}$ . This suggests that with doping the holes will form pockets at the  $\mathbf{K}$  points. Since there are two inequivalent  $\mathbf{K}$  points in the large BZ this predicts that with doping the area of the Fermi pocket should correspond to that of two hole pockets, each with spin degeneracy. However, this contradicts the SdH data on twisted graphene which are consistent with a single doubly degenerate pocket [3, 9]. If we wish to retain the KVBS state, one option is to see if it is possible to shift the minimum gap to  $\Gamma$ . We note that a mean field band structure with KVBS order shows a lowest non-degenerate band at the  $\Gamma$  point when  $t_3/t < -1$ , see Fig. 2(d). This motivates us to turn on a large and negative  $t_3$ . We find that the intermediate KVBS phase is quite robust. As shown in the phase diagram, the third neighbor hopping  $t_3$  slowly shrinks its region, but it still occupies quite a large region at  $t_3/t = -1.2$ . However, we find that the minimum gap remains at the  $\mathbf{K}$  point (See Fig. 2(f)). The trend with further increase of the magnitude of  $t_3$ , is to exclude the KVBS phase, ending with a single phase transition — from SM phase to AFMI. However, as the magnitude of  $t_3$  increases, the system becomes more like a  $\sqrt{3} \times \sqrt{3}$  enlarged lattice model with first neighbor hopping, making the finite size effect more and more severe. In order to study the phase transition properties of larger  $t_3$ , especially the way the SM to KVBS and KVBS to AFMI transition meet together, larger system size is needed, which is beyond computation resources we have currently, and we leave it for a future study.

The transition from KVBS to AFMI phase here might be a first order transition. The AFMI structure factor is defined as  $C_S(\Gamma) = \frac{1}{L^3} \sum_{i,j} \langle (\mathbf{S}_{A,i} - \mathbf{S}_{B,i})(\mathbf{S}_{A,j} - \mathbf{S}_{B,j}) \rangle$ , where  $\mathbf{S}_{A/B,i}$  is spin operator of A/B site in unit cell  $i$ . As showed in Fig. 4(a), the KVBS and AFMI structure factor ratio for different system size does not cross at a point, but with singular jump, which

is not consistent with a continuous KVBS to AFMI transition, where KVBS and AFMI structure factor ratio may be a renormalization invariant quantity because of emergent  $SO(5)$  symmetry at the deconfined quantum critical point [35, 36]. In addition, the kinetic energy per site also shows discontinuous behavior, there is a kink as showed in Fig. 4(b), which is rather like a first order behavior.

*Discussion and Conclusions*— We solved the spinful fermion model with cluster charge interaction on honeycomb lattice by unbiased sign problem free QMC simulation. A  $U/t-t_3/t$  phase diagram is mapped out. In addition to the well known SM and AFMI phase, we find a KVBS in the intermediate region, which is new and unexpected. We found the transition from SM to KVBS is continuous and belongs to chiral XY universality class. The critical exponents is calculated with high precision, which can be used to benchmark many analytical methods based on different approximations [28–32, 37].

Interestingly, this KVBS phase is also possible on isotropically strained graphene by allowing lattice relaxation [38], and has already been realized in graphene grown epitaxially on a copper substrate [39]. Regarding the TBG experiments, the

KVBS state is a promising candidate for the correlated insulating phase found in the experiments. Further experiments to search for lattice translational symmetry breaking of the moiré pattern will be of great interests. While our results so far do not explain the single doubly degenerate pocket seen in the experiment, it remains possible that same sublattice hopping may stabilize a single hole pocket at  $\Gamma$ . Unfortunately such models are extremely hard to be studied by QMC due to the Fermion sign problem.

## ACKNOWLEDGMENTS

*Acknowledgments*— We thank Liang Fu, T. Senthil and Pablo Jarillo-Herrero for helpful discussions. X.Y. Xu and K.T.L. thank the support of HKRGC through HKUST3/CRF/13G and C6026-16W. K.T.L. is further supported by the Croucher Foundation and the Dr Tai-chin Lo Foundation. PAL acknowledges support by DOE under grant FG 02-03ER46076. The simulation is performed at Tianhe-2 platform at the National Supercomputer Center in Guangzhou.

- 
- [1] P. A. Lee, N. Nagaosa, and X.-G. Wen, *Rev. Mod. Phys.* **78**, 17 (2006).
  - [2] J. Bardeen, L. N. Cooper, and J. R. Schrieffer, *Phys. Rev.* **108**, 1175 (1957).
  - [3] Y. Cao, V. Fatemi, A. Demir, S. Fang, S. L. Tomarken, J. Y. Luo, J. D. Sanchez-Yamagishi, K. Watanabe, T. Taniguchi, E. Kaxiras, *et al.*, *Nature* **556**, 80 (2018).
  - [4] R. Bistritzer and A. H. MacDonald, *Proceedings of the National Academy of Sciences* **108**, 12233 (2011).
  - [5] E. Suárez Morell, J. D. Correa, P. Vargas, M. Pacheco, and Z. Barticevic, *Phys. Rev. B* **82**, 121407 (2010).
  - [6] J. M. B. Lopes dos Santos, N. M. R. Peres, and A. H. Castro Neto, *Phys. Rev. B* **86**, 155449 (2012).
  - [7] S. Fang and E. Kaxiras, *Phys. Rev. B* **93**, 235153 (2016).
  - [8] G. Trambly de Laissardière, D. Mayou, and L. Magaud, *Phys. Rev. B* **86**, 125413 (2012).
  - [9] Y. Cao, V. Fatemi, S. Fang, K. Watanabe, T. Taniguchi, E. Kaxiras, and P. Jarillo-Herrero, *Nature* **556**, 43 (2018).
  - [10] C. Xu and L. Balents, arXiv preprint arXiv:1803.08057 (2018).
  - [11] H. Guo, X. Zhu, S. Feng, and R. T. Scalettar, arXiv preprint arXiv:1804.00159 (2018).
  - [12] J. F. Dodaro, S. A. Kivelson, Y. Schattner, X.-Q. Sun, and C. Wang, arXiv preprint arXiv:1804.03162 (2018).
  - [13] H. C. Po, L. Zou, A. Vishwanath, and T. Senthil, arXiv preprint arXiv:1803.09742 (2018).
  - [14] N. F. Yuan and L. Fu, arXiv preprint arXiv:1803.09699 (2018).
  - [15] S. Sorella, Y. Otsuka, and S. Yunoki, *Scientific reports* **2**, 992 (2012).
  - [16] F. F. Assaad and I. F. Herbut, *Phys. Rev. X* **3**, 031010 (2013).
  - [17] Y. Otsuka, S. Yunoki, and S. Sorella, *Phys. Rev. X* **6**, 011029 (2016).
  - [18] R. Blankenbecler, D. J. Scalapino, and R. L. Sugar, *Phys. Rev. D* **24**, 2278 (1981).
  - [19] J. E. Hirsch, *Phys. Rev. B* **31**, 4403 (1985).
  - [20] F. Assaad and H. Evertz, in *Computational Many-Particle Physics*, Lecture Notes in Physics, Vol. 739, edited by H. Fehske, R. Schneider, and A. Weiße (Springer Berlin Heidelberg, 2008) pp. 277–356.
  - [21] See Supplemental Material for more details on determinantal QMC methods.
  - [22] N. Read and S. Sachdev, *Phys. Rev. B* **42**, 4568 (1990).
  - [23] T. C. Lang, Z. Y. Meng, A. Muramatsu, S. Wessel, and F. F. Assaad, *Phys. Rev. Lett.* **111**, 066401 (2013).
  - [24] Z.-X. Li, Y.-F. Jiang, S.-K. Jian, and H. Yao, *Nature communications* **8**, 314 (2017).
  - [25] Z. Zhou, D. Wang, Z. Y. Meng, Y. Wang, and C. Wu, *Phys. Rev. B* **93**, 245157 (2016).
  - [26] C.-Y. Hou, C. Chamon, and C. Mudry, *Phys. Rev. Lett.* **98**, 186809 (2007).
  - [27] M. M. Scherer and I. F. Herbut, *Phys. Rev. B* **94**, 205136 (2016).
  - [28] S.-K. Jian and H. Yao, *Phys. Rev. B* **96**, 195162 (2017).
  - [29] L. Classen, I. F. Herbut, and M. M. Scherer, *Phys. Rev. B* **96**, 115132 (2017).
  - [30] E. Torres, L. Classen, I. F. Herbut, and M. M. Scherer, *Phys. Rev. B* **97**, 125137 (2018).
  - [31] L. N. Mihaila, N. Zerf, B. Ibragimov, I. F. Herbut, and M. M. Scherer, *Phys. Rev. B* **96**, 165133 (2017).
  - [32] N. Zerf, L. N. Mihaila, P. Marquard, I. F. Herbut, and M. M. Scherer, *Phys. Rev. D* **96**, 096010 (2017).
  - [33] Y. Otsuka, K. Seki, S. Sorella, and S. Yunoki, arXiv preprint arXiv:1803.02001 (2018).
  - [34] Rigorously speaking, we mean gap in the thermodynamic limit.
  - [35] A. Nahum, P. Serna, J. T. Chalker, M. Ortuño, and A. M. Somojai, *Phys. Rev. Lett.* **115**, 267203 (2015).
  - [36] S. Gazit, F. F. Assaad, S. Sachdev, A. Vishwanath, and C. Wang, arXiv preprint arXiv:1804.01095 (2018).
  - [37] B. Rosenstein, H.-L. Yu, and A. Kovner, *Physics Letters B* **314**, 381 (1993).
  - [38] S. Sorella, K. Seki, O. O. Brovko, T. Shirakawa, S. Miyakoshi, S. Yunoki, and E. Tosatti, arXiv preprint arXiv:1804.04479

(2018).

- [39] C. Gutiérrez, C.-J. Kim, L. Brown, T. Schiros, D. Nordlund, E. B. Lochocki, K. M. Shen, J. Park, and A. N. Pasupathy, *Nature Physics* **12**, 950 (2016).



# Supplemental Material for "Kekulé valence bond order in an extended Hubbard model on the honeycomb lattice, with possible applications to twisted bilayer graphene"

## Appendix A: Solving cluster charge model with Determinantal quantum Monte Carlo method

We use projection version of determinantal quantum Monte Carlo (PQMC) [18–20] method to study ground state properties of the cluster charge model on honeycomb lattice at half-filling. Our model writes as  $H = H_t + H_U$  with

$$H_t = -t \sum_{\langle ij \rangle \alpha} c_{i\alpha}^\dagger c_{j\alpha} - t_3 \sum_{\langle\langle ij \rangle\rangle \alpha} c_{i\alpha}^\dagger c_{j\alpha} + \text{h.c.} \quad (\text{S1})$$

$$H_U = U \sum_{\square} (Q_{\square} - 2)^2 \quad (\text{S2})$$

where the cluster charge is defined as charge per hexagonal plaquette  $Q_{\square} \equiv \sum_{i \in \square} \frac{n_i}{3}$  ( $n_i = \sum_{\alpha} n_{i\alpha}$ ), and we considered both first and third neighbor hopping.

In PQMC, time evolution operator is used to project out the ground state  $|\Psi_0\rangle = e^{-\frac{\Theta}{2}H} |\Psi_T\rangle$  from a trial wave function  $|\Psi_T\rangle$  as  $\Theta$  goes to infinity. The physical observables are measured by

$$\langle \hat{O} \rangle = \frac{\langle \Psi_0 | \hat{O} | \Psi_0 \rangle}{\langle \Psi_0 | \Psi_0 \rangle} = \frac{\langle \Psi_T | e^{-\frac{\Theta}{2}H} \hat{O} e^{-\frac{\Theta}{2}H} | \Psi_T \rangle}{\langle \Psi_T | e^{-\Theta H} | \Psi_T \rangle} \quad (\text{S3})$$

We first perform Trotter decomposition to separate  $H_t$  and  $H_U$ .

$$\langle \Psi_T | e^{-\Theta H} | \Psi_T \rangle = \langle \Psi_T | \left( e^{-\Delta\tau H_U} e^{-\Delta\tau H_t} \right)^M | \Psi_T \rangle + \mathcal{O}(\Delta\tau^2) \quad (\text{S4})$$

where  $\Theta$  is divided into  $M$  slices ( $\Theta \equiv M\Delta\tau$ ). To treat the interaction fermion part, we will use Hubbard Stratonovich (HS) transformation to decouple the interaction part to fermion bilinears coupled to auxiliary fields. We use a fourth order  $SU(2)$  symmetric decoupled way

$$e^{-\Delta\tau U (Q_{\square} - 2)^2} = \frac{1}{4} \sum_{\{s_{\square}\}} \gamma(s_{\square}) e^{\alpha\eta(s_{\square})(Q_{\square} - 2)} \quad (\text{S5})$$

with  $\alpha = \sqrt{-\Delta\tau U}$ ,  $\gamma(\pm 1) = 1 + \sqrt{6}/3$ ,  $\gamma(\pm 2) = 1 - \sqrt{6}/3$ ,  $\eta(\pm 1) = \pm\sqrt{2(3 - \sqrt{6})}$ ,  $\eta(\pm 2) = \pm\sqrt{2(3 + \sqrt{6})}$  and the sum is taken over the auxiliary fields  $s_{\square}$  on each hexagon which can take four values  $\pm 2$  and  $\pm 1$ . After tracing out the free fermions degrees of freedom, we get following formula with a constant factor omitted

$$\langle \Psi_T | e^{-\Theta H} | \Psi_T \rangle = \sum_{\{s_{\square, \tau}\}} \left[ \left( \prod_{\tau} \prod_{\square} \gamma(s_{\square, \tau}) e^{-2\alpha\eta(s_{\square, \tau})} \right) \det [P^\dagger B(\Theta, 0)P] \right] \quad (\text{S6})$$

where  $P$  is the coefficient matrix of trial wave function  $|\Psi_T\rangle$ . In the simulation, we choose  $\frac{N_s}{2}$  ( $N_s = 2L^2$  is total number of sites) low lying eigenstates of hopping part Hamiltonian  $H_t$  as the trial wave function. In the above formula, the  $B$  matrix is defined as

$$B(\tau + 1, \tau) = e^{V[\{s_{\square, \tau}\}]} e^{-\Delta\tau K} \quad (\text{S7})$$

and has properties  $B(\tau_3, \tau_1) = B(\tau_3, \tau_2)B(\tau_2, \tau_1)$ . Where we have written the coefficient matrix of interaction part as  $V[\{s_{\square, \tau}\}]$  and  $K$  is the hopping matrix. The Monte Carlo sampling of auxiliary fields are further performed based on the weight defined in the sum of Eq. (S6). The measurements are performed near  $\tau = \Theta/2$ . Single particle observables are measured by Green's function directly and many body correlations are measured based on Wick theorem. The equal time Green's function are calculated as

$$G(\tau, \tau) = 1 - R(\tau) (L(\tau)R(\tau))^{-1} L(\tau) \quad (\text{S8})$$

with  $R(\tau) = B(\tau, 0)P$ ,  $L(\tau) = P^\dagger B(\beta, \tau)$ . More details, please refer to Refs [18–20]. For the sign problem free of half-filling case, as we mentioned in the main text, as the model has particle hole symmetry, we can perform a particle hole transformation on down spin ( $c_{i\downarrow}^\dagger \rightarrow (-1)^i c_{i\downarrow}$ ), then the positive  $U$  is effectively changed to negative  $U$ . Then it is easy to check that the Monte Carlo weight defined in the sum of Eq. (S6) is always semipositive.