

Collective suppression of optical hyperfine pumping in dense clouds of atoms in microtraps

Shimon Machluf,¹ Julian B. Naber,¹ Maarten L. Soudijn,¹ Janne Ruostekoski,² and Robert J. C. Spreeuw¹

¹*Van der Waals-Zeeman Institute, Institute of Physics, University of Amsterdam, Science Park 904, 1098XH Amsterdam, The Netherlands*

²*Department of Physics, Lancaster University, Lancaster, LA1 4YB, United Kingdom*

We observe a density-dependent collective suppression of optical pumping between the hyperfine ground states in an array of submicrometer-sized clouds of dense and cold rubidium atoms. The suppressed Raman transition rate can be explained by strong resonant dipole-dipole interactions that are enhanced by increasing atom density, and are already significant at densities of $\lesssim 0.1k^3$, where k denotes the resonance wavenumber. The observations are consistent with stochastic electrodynamics simulations that incorporate the effects of population transfer via internal atomic levels embedded in a coupled-dipole model.

Interfaces between trapped atoms and light play a central role, e.g., in sensing [1], metrology [2], nonlinear devices [3, 4], and quantum information processing [5]. For example, trapped cold atomic ensembles are utilized in the development of quantum memories, quantum repeaters, and as an interface to convert between flying and standing qubits [6–12]. For many quantum information protocols, such as those based on Rydberg interaction [13, 14], it is also essential to confine the atoms in lattices [15–18]. A typical length scale of Rydberg dipole-dipole (DD) interaction is around $5\ \mu\text{m}$, necessitating a comparable size lattice spacing and even smaller individual trap size. Engineering smaller lattice periods attract interest as a route towards interaction between atoms and nanostructured surfaces [19] or increased tunneling rates of atoms between adjacent sites [20–24]. For example, in order to increase the hopping energy above the cloud temperature one would benefit from lattice spacings well below the optical wavelength [25].

Understanding the fundamental properties of the interaction of resonant light with trapped atomic ensembles is essential for all of the above applications, and has consequently attracted considerable recent experimental interest [26–36]. The observed phenomena in atomic systems include suppression of light scattering in small samples [27], subradiance [31], superflash effects [29], and the dependence of the response on the quantum statistics [32]. Several established models of the resonance response in continuous medium electrodynamics may be violated in cold and dense atomic ensembles [34, 35, 37, 38]. This is because each atom is subject to the driving field plus the fields scattered by the other atoms. These fields mediate strong resonant DD interactions between the atoms, resulting in collective excitations whose behavior cannot be described as a sum of the responses of isolated atoms.

Most experiments on the collective optical responses of cold atoms have been performed either in dilute ensembles [39] or have focused on elastically scattered light (in terms of the internal atomic state), where the contribu-

tion from optical pumping has not been measured [27]. These can frequently also be theoretically analyzed by coupled-dipole model simulations [40] in the limit of low light intensity on the assumption that each atom responds to light as a simple damped linear harmonic oscillator. Here we extend both the experiment and theory, and report on strong *collective, density-dependent* suppression of optical pumping between hyperfine levels, due to resonant DD interactions in magnetically trapped submicron clouds. This is relevant for many applications of atom-light interfaces, e.g., for the optical protocols of quantum memories for storing photons via spontaneous Raman scattering [6]. We perform our measurements in a lattice of magnetic microtraps on an atom chip [41, 42]. Microtraps provide a natural platform with cold-atom-light interfaces at high atom densities and large optical cross-sections [43] in a structured environment, where parallel measurements over a large range of initial densities are simultaneously obtained at each experimental run.

In the experiment, optical pumping is performed between hyperfine ground states of dense, submicrometer-sized rubidium ensembles and measured by detecting the remaining atoms in the initial state. Standard linear coupled-dipole model simulations neglect the atomic levels and cannot model optical pumping. In the theoretical analysis, we therefore implement stochastic electrodynamics simulations based on a recently proposed model of coupled many-atom internal level dynamics [44] that incorporate the population transfer between atomic levels. Simulations and experiment qualitatively agree and reveal a collective density-dependent suppression of optical pumping; the Raman transitions between the internal levels are suppressed due to strong many-body resonant DD interactions. We also numerically identify a collective transition resonance that is blue-shifted as the density is increased.

The apparatus is described in [42]. Briefly, we have an atom chip where the trapping potential is generated by a patterned layer of permanent magnet (FePt) film.

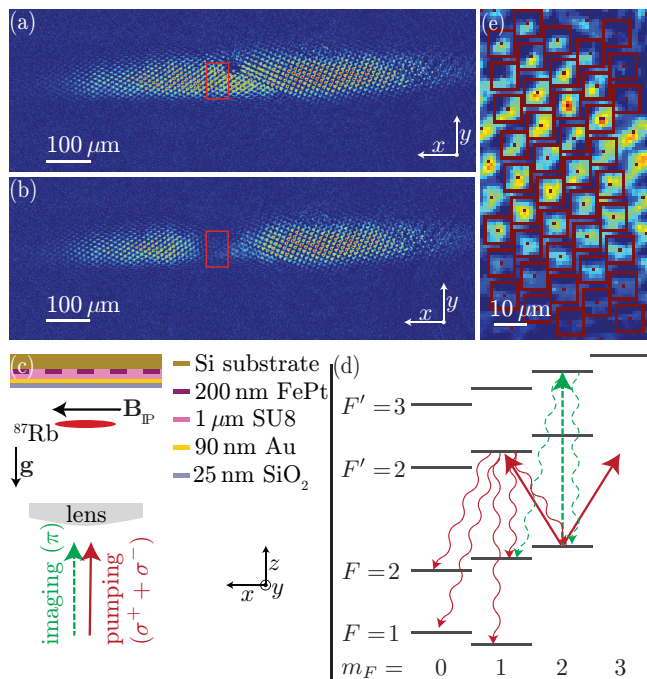


FIG. 1. Description of the apparatus. (a) A sample image after the macroscopic cloud is loaded into the lattice of the microtraps. The false color indicates the integrated atomic density along the imaging axis (optical density). (b) Similar to (a), but with an area of visibly depleted microtraps after a long laser pulse ($> 100 \mu\text{s}$). (c) A sketch of the apparatus showing the atom chip (with its different layers), the macroscopic cloud below the atom chip, the lens used for imaging, and the two relevant lasers: pumping and imaging. (d) A sketch of the relevant atomic levels (hyperfine structure and Zeeman sublevel). The straight arrows show the first possible excitation from the $|2, 2\rangle$ state, and the wavy arrows show the decay channels. The reabsorbed photons have many more absorption and emission paths, which are not shown. (e) A magnification of the area marked by the red rectangle in (a) showing the individual microtraps. Each trap's center is marked with a dot, and the squares mark the area where atoms are counted and considered to belong to one microtrap.

Together with a homogeneous magnetic field, a triangular lattice (with $10 \mu\text{m}$ spacing) of Ioffe-Pritchard type microtraps is created $\sim 8 \mu\text{m}$ from the surface. We load ^{87}Rb atoms in the $(5S_{1/2}) |F, m_F\rangle = |2, 2\rangle$ state at $\sim 15 \mu\text{K}$ temperature into the microtraps [see Fig. 1(a) for a sample image] with calculated averaged trapping frequency of $\bar{\omega} = 2\pi \times 14 \text{ kHz}$ [(7,18,22) kHz in the (x, y, z) directions]. Separate measurements show that the temperature is approximately uniform across the lattice, with variations at the level of the measurement accuracy, $\sim 2 \mu\text{K}$. Therefore, the calculated trap size (root-mean-square of the density, $\sigma_i = \sqrt{k_B T / m \omega_i^2}$) is independent of the number of atoms, $\sigma_{x,y,z} = (0.86, 0.34, 0.27) \mu\text{m} = (6.9, 2.7, 2.2) 1/k$. The peak atomic density is $\rho = 8 \times 10^{11} \text{ N/cm}^3 = 0.0015 N \times k^3$, with N the number of atoms in the microtrap and $k = 2\pi/\lambda$ ($\lambda = 780 \text{ nm}$ the

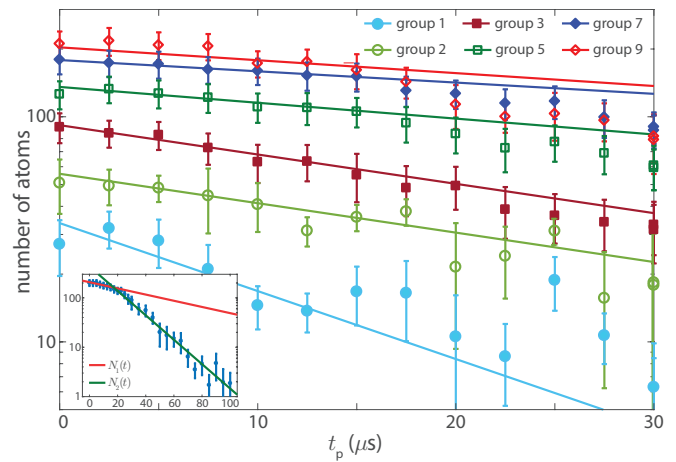


FIG. 2. Number of atoms as a function of pumping times (at $\Delta = 0$) in a semilog plot for different groups of microtraps, representing different initial densities. Initial density increases from group 1 (lower curve) to group 9 (upper curve), and for clarity not all nine groups are shown. For $t < 15 \mu\text{s}$, each data set is fitted to an exponent that decreases as the density increases. For $t > 15 \mu\text{s}$, we use a different exponent γ_2 that shows faster decay (for group 8) in the inset. The errorbars (root-mean-square) are due to repetitions and distribution of atom numbers within each group of microtraps, and the calculated absorption cross section.

transition wavelength).

After loading we wait $\sim 20 \text{ ms}$ for untrapped atoms to leave the microtraps area. We then pulse a focused laser beam ($\sim 100 \mu\text{m}$ waist) with detuning $\Delta = \Omega - \omega$ (the laser and atomic transition frequencies, respectively) from the $(5P_{3/2}) F' = 2$ transition [45] for a varying length of pumping time t_p , causing atom loss due to decay to untrappable or dark states [Fig. 1(b)]; see Fig. 1(c,d) for a sketch of the apparatus and the induced transitions. This pumping laser has $\sigma^+ + \sigma^-$ polarization and a power of $\approx 13 \text{ nW}$, which results in a saturation parameter of $s \approx 4 \times 10^{-3}$ for the pumping laser transition. We neglect the spatial variation of s ($\pm 10\%$) over the analyzed sites.

After the pulse we detect the remaining atoms with absorption imaging via the $F = 2 \rightarrow F' = 3$ transition with π polarized light. We use optical Bloch equations (OBE) to calculate the atom numbers from the effective absorption cross section during the probe pulse. We also remove noise from the image using a fringe removal algorithm and deconvolute the image with an experimentally measured point-spread-function [46]. The analysis of the images [46] is done on a region marked with the red rectangle in Fig. 1(a,b), and magnified in Fig. 1(e).

To reduce the experimental noise, we sort the microtraps into 9 groups based on their initial number of atoms [46]. The difference in initial population is due to the Gaussian shape of the original atom cloud.

Figure 2 shows the decay of initial state population, as the atoms are pumped to dark or untrapped states, with

each curve representing a different group of microtraps. We see a change of the slope after $t_p \approx 15 \mu\text{s}$ (clearly visible in the inset), and, hence, fit the data to two separate exponents, $N_{1,2}^0 \exp(-\gamma_{1,2}t)$, where the 1, 2 indices refer to $t_p \leq 15 \mu\text{s}$ and $t_p > 15 \mu\text{s}$, respectively. Importantly, the transition between the two exponents occurs at a fixed time, rather than at a fixed density. This indicates that the second exponent is an effect of our measurement procedure and may be partly caused by multilevel effects (untrapped sublevels leave the trap region in $10 - 15 \mu\text{s}$), as well as light-induced dipolar forces and collisions that were also shown to lead to enhanced losses at longer times in Ref. [27].

Figure 3(a) shows the fitted decay rates, $\gamma_{1,2}$, as a function of the pumping laser detuning, forming a Lorentzian shape transition rate, with fitted maximum decay rates $\gamma_{1,2}^{\text{max}}$. Figure 3(b) summarizes the results for the different groups (i.e., different initial densities) of microtraps. The amplitudes of the fitted Lorentzians are shown for $t_p \leq 15 \mu\text{s}$ (γ_1^{max}) and for $t_p > 15 \mu\text{s}$ (γ_2^{max}). The density dependence is only visible at short pumping times, i.e., in γ_1^{max} . At high densities, $N_0 \gtrsim 100$, the suppression is strong, by up to a factor four. Within our signal-to-noise level, we do not observe any density-dependence of the Lorentzian width or shift.

The density-dependent suppression of the pumping rate γ_1^{max} constitutes the central result of the paper. The suppression cannot be explained by the independent-atom OBE but results from the collective response of the atoms, generated by the strong resonant DD interactions. We also checked and ruled out several alternative explanations for the suppression. For example, the size of the traps does not depend on the number of atoms. This is because the atoms obey the Boltzmann distribution, and the cloud size is determined by the trap frequency and temperature. The trap frequency depends on the precision of the lithographic patterning of the magnetic film, with negligible errors at the length scale of $10 \mu\text{m}$. The temperature is defined by the forced evaporative cooling stage that we use after loading the traps. The final temperature is determined by the trap depth at the end of the evaporation ramp, which is the same for all the traps, yielding approximately uniform temperature across the lattice. We also rule out the effects of inhomogeneous broadening due to finite temperature and Zeeman shifts as they are a few 100kHz, much less than the natural linewidth or the observed broadening.

We find that significant suppression starts at surprisingly low atom densities of $\rho/k^3 \lesssim 0.1$, which is especially relevant for the operation of quantum devices [1–3, 7, 8, 12, 13] and protocols [14, 21–24] that rely on the interaction between light and trapped atoms. For example, communication protocols [6] are based on spontaneous Raman scattering, and as the atomic systems become smaller and denser, this rate will be suppressed.

Along with the experimental observations we per-

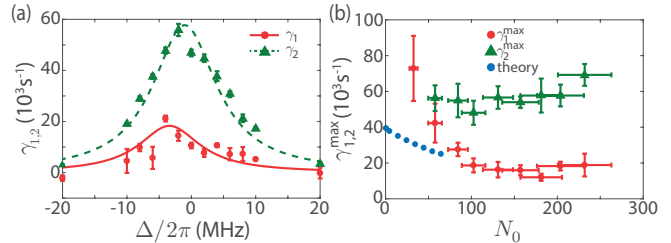


FIG. 3. (a) The pumping rates obtained from the two exponents $\gamma_{1,2}$ for different detunings and $s = 4 \times 10^{-3}$. The fitted Lorentzian (from group 8) for $t < 15 \mu\text{s}$ is clearly suppressed (in amplitude) compared with the case $t > 15 \mu\text{s}$. (b) Density-dependent suppression of the pumping rate. The maximum rate $[\gamma_{1,2}^{\text{max}}$ in (a)] is plotted as a function of the averaged initial number of atoms N_0 of each group (giving the peak density $\rho/k^3 = 0.0015N_0$). In the least populated traps, group 1, the data point of γ_2^{max} is absent due to low number of atoms that is below our noise level. We also show the results of numerical simulations of stochastic electrodynamics for the same values of s and the trap size as in the experiment.

formed stochastic electrodynamics simulations that show the collective density-dependent suppression of the optical pumping in a qualitative agreement with the experiment, see Figs. 3 and 4. In the coupled-dipole model simulations [40] the electrodynamics of radiatively coupled atoms is solved for stochastically sampled atomic positions from the density distribution. Ensemble-averaging over many such realizations then yields the optical response. The stochastic treatment of atomic coordinates establishes the position-dependent correlations between the atoms that go beyond the standard mean-field theory of continuous medium electrodynamics [38]. In the limit of low light intensity the coupled-dipole model simulations modeling stationary (cold) atoms with only one electronic ground state are exact [44], and for laser-cooled Rb atoms thermal motion on the timescale of the multiple scattering process of a single photon is negligible, while the spatial averaging compensates the atomic motion during the pulse [47]. Here we extend the standard coupled-dipole model, that neglects the atomic levels and treats the atoms as oscillating dipoles, using a recently proposed model [44] of coupled many-body internal atomic level dynamics that incorporates the effects of population transfer. We do this by introducing a semiclassical approximation that neglects the quantum entanglement between the internal electronic levels and allows significantly larger atom numbers than full quantum treatments [48]. Closely related semiclassical approaches have also been introduced in Refs. [49, 50].

The formalism is explained in detail in [46]. In each stochastic realization of N atomic positions $\{\mathbf{X}_1, \dots, \mathbf{X}_N\}$, we write a single particle density matrix $\hat{\rho}_{ab}(\mathbf{r})$ for the different electronic sublevels a, b as the sum

over the atoms j , $\langle \hat{\rho}_{ab}(\mathbf{r}) \rangle_{\{\mathbf{x}_1, \dots, \mathbf{x}_N\}} = \sum_j \rho_{ab}^{(j)} \delta(\mathbf{r} - \mathbf{X}_j)$. Instead of considering the full experimental configuration of all the $F = 1, 2$ and $F' = 2$ electronic levels, we approximate the system by an effective three-level model where one of the ground levels refers to the initial state $|1\rangle \equiv |2, 2\rangle$, and all the final electronic ground levels are approximated by a single state $|2\rangle$. Resonant incident light then drives the transition $|1\rangle \leftrightarrow |e\rangle$ to an electronically excited state $|e\rangle$, and the atoms can spontaneously decay to both levels $|1\rangle$ and $|2\rangle$. For the equal transition strengths for the two levels, a set of coupled equations of motion for internal level one-body density matrix elements $\rho_{ab}^{(j)}$ ($a, b = 1, 2, e$), for each atom $j = 1, \dots, N$ then take a simple form. For example,

$$\begin{aligned} \frac{d}{dt} \rho_{11}^{(j)} = & +\Gamma \rho_{ee}^{(j)} + \sqrt{2} \text{Im} \left[\frac{\xi}{\mathcal{D}} \rho_{e1}^{(j)} \hat{\mathbf{e}}_1^* \cdot \mathbf{D}_F^+(\mathbf{X}_j) \right] \\ & + \text{Im} \left[\xi \sum_{l \neq j} \mathcal{G}_{1g}^{(jl)} \rho_{ge}^{(l)} \rho_{e1}^{(j)} \right]. \end{aligned} \quad (1)$$

Here the summations run over the N atoms and the ground levels $g = 1, 2$; \mathcal{D} is the reduced dipole matrix element, $\xi = \mathcal{D}^2 / (\hbar \epsilon_0)$, $\hat{\mathbf{e}}_1$ is the unit vector along the direction of the dipole matrix element for the $|1\rangle \leftrightarrow |e\rangle$ transition, and Γ denotes the half-width at half maximum (HWHM) resonance linewidth. We treat the positive frequency component of the slowly-varying incident light field \mathbf{D}_F^+ as a plane wave. The last term in Eq. (1) describes the light-mediated interactions between the atoms j and l , where $\mathcal{G}_{gg'}^{(jl)}$ denotes the dipole radiation from the $g' \leftrightarrow e$ transition of the atom l to the $g \leftrightarrow e$ transition of the atom j [46]. In the absence of the coupling terms $\mathcal{G}_{gg'}^{(jl)}$, the equations reduce to OBE. The terms $\mathcal{G}_{gg'}^{(jl)}$ represent the strong resonant DD interactions that depend on the relative positions between the atoms and lead to spatial correlations in the optical response.

The suppression of the pumping rate in the simulations [46] is illustrated in Fig. 4 for different atom numbers and trap sizes. The $N_0 = 1$ result represents the solution that is obtained by solving OBE. Consequently, the suppressed pumping rates per atom for the higher densities are a direct consequence of the collective resonance DD interactions between the atoms. Although simulations using the full range of experimental atom numbers are not feasible, for $N_0 \leq 65$ we find qualitatively similar behavior due to the collective density-dependent effects, as shown in Fig. 3(b). The decay is slower in the simulations than in the experiment, which we attribute to the simplified level scheme. To illustrate this, when we incorporate the full multilevel structure in the OBE calculation, we find a 60% higher rate ($61 \times 10^3 \text{ s}^{-1}$) than the three-level OBE [$38 \times 10^3 \text{ s}^{-1}$; $N_0 = 1$ theory point in Fig. 3(b)].

In our experiment the variation of the cloud size between different measurements is negligible. Even though we can therefore rule out that the observed suppression

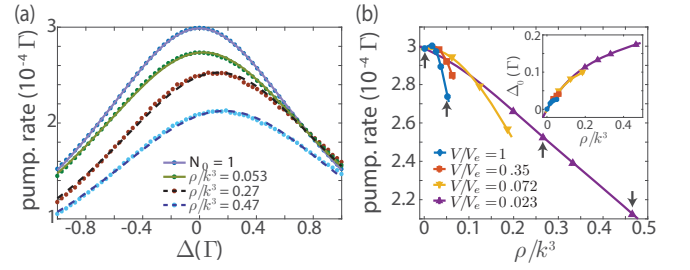


FIG. 4. Stochastic simulations of density-dependent optical pumping suppression due to collective DD interactions in a three-level system for $s = 6 \times 10^{-4}$ and the experimental trap aspect ratio $\sigma_{x,y,z} = (6.9, 2.7, 2.2) 1/k$. (a) The pumping rate per atom as a function of the detuning of light from the single-atom resonance with increasing initial density ρ for the curves from top to bottom. The simulation results (dots) are shown with lines denoting fitted Lorentzians for the experimental volume $V = V_e$ (solid line) and $V = 0.023V_e$ (dashed line). (b) The fitted amplitudes and resonance shifts (inset) of Lorentzians as in (a). The simulations for the different traps are performed for up to $N_0 = 35, 15, 9, 7$ atoms (for $V/V_e = 1, 0.35, 0.072, 0.023$, respectively) [46]. The solid lines are interpolations. The points marked with arrows are the fitted amplitudes of the four data-sets shown in (a).

is due to size differences of the atom clouds, we numerically studied how the suppression is affected by the sample size [Fig. 4(b)]. We found that for the same density the smaller traps are less suppressed. This indicates how pumping can be suppressed by both the increase in density and the increase in optical depth (increase in size) while keeping the density fixed.

The suppression can be understood by microscopic mechanisms. As the level shifts generated by the DD interactions are sensitive to the relative atomic positions, each random configuration of the positions produces different shifts, effectively tuning the atoms off resonance by different amounts and generating something reminiscent of inhomogeneous broadening. Moreover, the pumping can also be suppressed when the atoms decaying to final states transfer back by reabsorption of photons.

The measurements of the resonance shifts in the spectroscopy of dense atom samples have attracted considerable attention recently [30, 33–36], and especially the origin of the shifts (or the absence of them) has been actively studied [34–38]. Although we were not able to resolve them experimentally, the simulations in Fig. 4(a) [and summarised in the inset in Fig. 4(b)] show a blue-shifted collective resonance as the density is increased. For the calculated cases, the density-dependence of the shift is no longer linear. Moreover, it is about an order of magnitude less than the Lorentz-Lorenz shift and has the opposite sign, consistently with the recent transmission measurements [36]. Interestingly, we also find that the shift is larger for smaller traps at the same density, indicating dependence on the system size.

To conclude, we show experimentally and theoretically that optical pumping is suppressed in small, dense clouds due to collective resonant DD interactions. The observed suppression, by up to a factor four, is already significant at densities of $\rho/k^3 \lesssim 0.1$. In addition, the simulations show a collective transition resonance that is blue-shifted as the atom density is increased.

We thank C. Adams, T. Pfau, and M. D. Lee for stimulating discussions. Our work is financially supported by the Netherlands Organization for Scientific Research (NWO) and EPSRC. JBN acknowledges financial support by the Marie Curie program ITN-Coherence (265031).

-
- [1] Dmitry Budker and Michael Romalis, “Optical magnetometry,” *Nature Physics* **3**, 227 (2007).
- [2] Andrew D. Ludlow, Martin M. Boyd, Jun Ye, E. Peik, and P. O. Schmidt, “Optical atomic clocks,” *Rev. Mod. Phys.* **87**, 637–701 (2015).
- [3] S. E. Harris, “Electromagnetically induced transparency,” *Physics Today* **50**, 36–42 (1997).
- [4] M. Fleischhauer, A. Imamoglu, and J. P. Marangos, “Electromagnetically induced transparency: Optics in coherent media,” *Rev. Mod. Phys.* **77**, 633–673 (2005).
- [5] Klemens Hammerer, Anders S. Sørensen, and Eugene S. Polzik, “Quantum interface between light and atomic ensembles,” *Rev. Mod. Phys.* **82**, 1041–1093 (2010).
- [6] L. M. Duan, M. D. Lukin, J. I. Cirac, and P. Zoller, “Long-distance quantum communication with atomic ensembles and linear optics,” *Nature* **414**, 413–418 (2001).
- [7] D. N. Matsukevich and A. Kuzmich, “Quantum State Transfer Between Matter and Light,” *Science* **306**, 663–666 (2004), <http://science.sciencemag.org/content/306/5696/663.full.pdf>.
- [8] C. H. van der Wal, M. D. Eisaman, A. André, R. L. Walsworth, D. F. Phillips, A. S. Zibrov, and M. D. Lukin, “Atomic Memory for Correlated Photon States,” *Science* **301**, 196+ (2003).
- [9] T. Chanelière, D. N. Matsukevich, S. D. Jenkins, S.-Y. Lan, T. A. B. Kennedy, and A. Kuzmich, “Storage and retrieval of single photons transmitted between remote quantum memories,” *Nature* **438**, 833 (2005).
- [10] C. W. Chou, H. de Riedmatten, D. Felinto, S. V. Polyakov, S. J. van Enk, and H. J. Kimble, “Measurement-induced entanglement for excitation stored in remote atomic ensembles,” *Nature* **438**, 828–832 (2005).
- [11] Chin-Wen Chou, Julien Laurat, Hui Deng, Kyung S. Choi, Hugues de Riedmatten, Daniel Felinto, and H. Jeff Kimble, “Functional Quantum Nodes for Entanglement Distribution over Scalable Quantum Networks,” *Science* **316**, 1316+ (2007).
- [12] Zhen-Sheng Yuan, Yu-Ao Chen, Bo Zhao, Shuai Chen, Jörg Schmiedmayer, and Jian-Wei Pan, “Experimental demonstration of a BDCZ quantum repeater node,” *Nature* **454**, 1098–1101 (2008).
- [13] M. Saffman, T. G. Walker, and K. Mølmer, “Quantum information with Rydberg atoms,” *Rev. Mod. Phys.* **82**, 2313–2363 (2010).
- [14] Y. O. Dudin, L. Li, F. Bariani, and A. Kuzmich, “Observation of coherent many-body Rabi oscillations,” *Nat Phys* **8**, 790–794 (2012).
- [15] P. Schauß, J. Zeiher, T. Fukuhara, S. Hild, M. Cheneau, T. Macrì, T. Pohl, I. Bloch, and C. Gross, “Crystallization in Ising quantum magnets,” *Science* **347**, 1455–1458 (2015), <http://science.sciencemag.org/content/347/6229/1455.full.pdf>.
- [16] Manuel Endres, Hannes Bernien, Alexander Keesling, Harry Levine, Eric R. Anschuetz, Alexandre Krajenbrink, Crystal Senko, Vladan Vuletic, Markus Greiner, and Mikhail D. Lukin, “Atom-by-atom assembly of defect-free one-dimensional cold atom arrays,” *Science* **354**, 1024–1027 (2016), <http://science.sciencemag.org/content/354/6315/1024.full.pdf>.
- [17] Daniel Barredo, Sylvain de Léséleuc, Vincent Lienhard, Thierry Lahaye, and Antoine Browaeys, “An atom-by-atom assembler of defect-free arbitrary two-dimensional atomic arrays,” *Science* **354**, 1021–1023 (2016), <http://science.sciencemag.org/content/354/6315/1021.full.pdf>.
- [18] Johannes Zeiher, Rick van Bijnen, Peter Schauß, Sebastian Hild, Jae-yoon Choi, Thomas Pohl, Immanuel Bloch, and Christian Gross, “Many-body interferometry of a Rydberg-dressed spin lattice,” *Nature Physics* **12**, 1095 EP – (2016).
- [19] J. D. Thompson, T. G. Tiecke, N. P. de Leon, J. Feist, A. V. Akimov, M. Gullans, A. S. Zibrov, V. Vuletić, and M. D. Lukin, “Coupling a Single Trapped Atom to a Nanoscale Optical Cavity,” *Science* **340**, 1202–1205 (2013).
- [20] Immanuel Bloch, “Ultracold quantum gases in optical lattices,” *Nat Phys* **1**, 23–30 (2005).
- [21] V. Y. F. Leung, A. Tauschinsky, N. J. Druten, and R. J. C. Spreeuw, “Microtrap arrays on magnetic film atom chips for quantum information science,” *Quantum Information Processing, Quantum Information Processing* **10**, 955–974 (2011).
- [22] M. Gullans, T. G. Tiecke, D. E. Chang, J. Feist, J. D. Thompson, J. I. Cirac, P. Zoller, and M. D. Lukin, “Nanoplasmonic Lattices for Ultracold Atoms,” *Physical Review Letters* **109**, 235309+ (2012).
- [23] Y. Wang, T. Tran, P. Surendran, I. Herrera, A. Balcytis, D. Nissen, M. Albrecht, A. Sidorov, and P. Hannaford, “Trapping ultracold atoms in a sub-micron-period triangular magnetic lattice,” *Phys. Rev. A* **96**, 013630 (2017).
- [24] O. Romero-Isart, C. Navau, A. Sanchez, P. Zoller, and J. I. Cirac, “Superconducting Vortex Lattices for Ultracold Atoms,” *Phys. Rev. Lett.* **111**, 145304 (2013).
- [25] W. Yi, A. J. Daley, G. Pupillo, and P. Zoller, “State-dependent, addressable subwavelength lattices with cold atoms,” *New Journal of Physics* **10**, 073015 (2008).
- [26] S. Balik, A. L. Win, M. D. Havey, I. M. Sokolov, and D. V. Kupriyanov, “Near-resonance light scattering from a high-density ultracold atomic ^{87}Rb gas,” *Phys. Rev. A* **87**, 053817 (2013).
- [27] J. Pellegrino, R. Bourgain, S. Jennewein, Y. R. P. Sortais, A. Browaeys, S. D. Jenkins, and J. Ruostekoski, “Observation of suppression of light scattering induced by dipole-dipole interactions in a cold-atom ensemble,” *Phys. Rev. Lett.* **113**, 133602 (2014).
- [28] Julien Chabé, Mohamed-Taha Rouabah, Louis Bellando, Tom Bienaimé, Nicola Piovella, Romain Bachelard, and Robin Kaiser, “Coherent and incoherent multiple scattering,” *Phys. Rev. A* **89**, 043833 (2014).

- [29] C. C. Kwong, T. Yang, D. Delande, R. Pierrat, and D. Wilkowski, “Cooperative emission of a pulse train in an optically thick scattering medium,” *Phys. Rev. Lett.* **115**, 223601 (2015).
- [30] S. L. Bromley, B. Zhu, M. Bishof, X. Zhang, T. Bothwell, J. Schachenmayer, T. L. Nicholson, R. Kaiser, S. F. Yelin, M. D. Lukin, A. M. Rey, and J. Ye, “Collective atomic scattering and motional effects in a dense coherent medium,” *Nat Commun* **7**, 11039 (2016).
- [31] William Guerin, Michelle O. Araújo, and Robin Kaiser, “Subradiance in a large cloud of cold atoms,” *Phys. Rev. Lett.* **116**, 083601 (2016).
- [32] P. C. Bons, R. de Haas, D. de Jong, A. Groot, and P. van der Straten, “Quantum enhancement of the index of refraction in a Bose-Einstein condensate,” *Phys. Rev. Lett.* **116**, 173602 (2016).
- [33] J. Keaveney, A. Sargsyan, U. Krohn, I. G. Hughes, D. Sarkisyan, and C. S. Adams, “Cooperative Lamb shift in an atomic vapor layer of nanometer thickness,” *Phys. Rev. Lett.* **108**, 173601 (2012).
- [34] S. D. Jenkins, J. Ruostekoski, J. Javanainen, R. Bourgain, S. Jennewein, Y. R. P. Sortais, and A. Browaeys, “Optical resonance shifts in the fluorescence of thermal and cold atomic gases,” *Phys. Rev. Lett.* **116**, 183601 (2016).
- [35] S. Jennewein, M. Besbes, N. J. Schilder, S. D. Jenkins, C. Sauvan, J. Ruostekoski, J.-J. Greffet, Y. R. P. Sortais, and A. Browaeys, “Coherent scattering of near-resonant light by a dense microscopic cold atomic cloud,” *Phys. Rev. Lett.* **116**, 233601 (2016).
- [36] L. Corman, J. L. Ville, R. Saint-Jalm, M. Aidelsburger, T. Bienaimé, S. Nascimbène, J. Dalibard, and J. Beugnon, “Transmission of near-resonant light through a dense slab of cold atoms,” *Phys. Rev. A* **96**, 053629 (2017).
- [37] Juha Javanainen, Janne Ruostekoski, Yi Li, and Sung-Mi Yoo, “Shifts of a resonance line in a dense atomic sample,” *Phys. Rev. Lett.* **112**, 113603 (2014).
- [38] Juha Javanainen and Janne Ruostekoski, “Light propagation beyond the mean-field theory of standard optics,” *Opt. Express* **24**, 993–1001 (2016).
- [39] A. S. Sheremet, I. M. Sokolov, D. V. Kupriyanov, S. Balik, A. L. Win, and M. D. Havey, “Light scattering on the $F = 1 \rightarrow F' = 0$ transition in a cold and high density ^{87}Rb vapor,” *Journal of Modern Optics* **61**, 77–84 (2014).
- [40] Juha Javanainen, Janne Ruostekoski, Bjarne Vestergaard, and Matthew R. Francis, “One-dimensional modelling of light propagation in dense and degenerate samples,” *Phys. Rev. A* **59**, 649–666 (1999).
- [41] Mark Keil, Omer Amit, Shuyu Zhou, David Groswasser, Yonathan Japha, and Ron Folman, “Fifteen years of cold matter on the atom chip: promise, realizations, and prospects,” *Journal of Modern Optics* **63**, 1840–1885 (2016), <http://dx.doi.org/10.1080/09500340.2016.1178820>.
- [42] V. Y. F. Leung, D. R. M. Pijn, H. Schlatter, L. Torralbo-Campo, A. L. La Rooij, G. B. Mulder, J. Naber, M. L. Soudijn, A. Tauschinsky, C. Abarbanel, B. Hadad, E. Golan, R. Folman, and R. J. C. Spreeuw, “Magnetic-film atom chip with $10\ \mu\text{m}$ period lattices of microtraps for quantum information science with Rydberg atoms,” *Review of Scientific Instruments* **85**, 053102+ (2014).
- [43] S. Whitlock, R. Gerritsma, T. Fernholz, and R. J. C. Spreeuw, “Two-dimensional array of microtraps with atomic shift register on a chip,” *New Journal of Physics* **11**, 023021 (2009).
- [44] Mark D. Lee, Stewart D. Jenkins, and Janne Ruostekoski, “Stochastic methods for light propagation and recurrent scattering in saturated and nonsaturated atomic ensembles,” *Phys. Rev. A* **93**, 063803 (2016).
- [45] Julian B Naber, Jannie Vos, Robert J Rengelink, Rosanne J Nusselder, and David Davtyan, “Optical techniques for Rydberg physics in lattice geometries A technical guide,” *European Physical Journal-Special Topics* **225**, 2785–2816 (2016).
- [46] See Supplemental Material for additional details regarding technical background information, which includes Refs. [40, 44, 51–53].
- [47] For long pulses, different photons in the same pulse may probe different atomic positions due to the atomic motion not being negligible during the length of the pulse. We have checked the effect of this by randomizing the atomic positions also at fixed times during the pulse, and have found the difference in the population decay to be much less than 1% [46].
- [48] Ryan Jones, Reece Saint, and Beatriz Olmos, “Far-field resonance fluorescence from a dipole-interacting laser-driven cold atomic gas,” *Journal of Physics B: Atomic, Molecular and Optical Physics* **50**, 014004 (2017).
- [49] R. T. Sutherland and F. Robicheaux, “Degenerate zeman ground states in the single-excitation regime,” *Phys. Rev. A* **96**, 053840 (2017).
- [50] Mark D. Lee, Stewart D. Jenkins, Yael Bronstein, and Janne Ruostekoski, “Stochastic electrodynamics simulations for collective atom response in optical cavities,” *Phys. Rev. A* **96**, 023855 (2017).
- [51] John David Jackson, *Classical Electrodynamics*, 3rd ed. (Wiley, New York, 1999).
- [52] Stewart D. Jenkins and Janne Ruostekoski, “Controlled manipulation of light by cooperative response of atoms in an optical lattice,” *Phys. Rev. A* **86**, 031602 (2012).
- [53] C. F. Ockeloen, A. F. Tauschinsky, R. J. C. Spreeuw, and S. Whitlock, “Detection of small atom numbers through image processing,” *Phys. Rev. A* **82**, 061606 (2010).