

Characterization of OCS-HCCCCCH and N₂O-HCCCCCH dimers: Theory and experiment

A.J. Barclay,^a A. Pietropolli Charmet,^b K.H. Michaelian,^c and N. Moazzen-Ahmadi^a

^a *Department of Physics and Astronomy, University of Calgary, 2500 University Drive North West, Calgary, Alberta T2N 1N4, Canada*

^b *Dipartimento di Scienze Molecolari e Nanosistemi, Università Ca' Foscari Venezia, Via Torino 155, I-30172, Mestre, Venezia, Italy*

^c *CanmetENERGY, Natural Resources Canada, One Oil Patch Drive, Devon, Alberta T9G 1A8, Canada*

Address for correspondence: Prof. N. Moazzen-Ahmadi,
Department of Physics and Astronomy,
University of Calgary,
2500 University Drive North West,
Calgary, Alberta T2N 1N4 Canada.

Abstract

The infrared spectra of the weakly-bound dimers OCS-HCCCCCH, in the region of the ν_1 fundamental band of OCS (2050 cm^{-1}), and N_2O -HCCCCCH, in the region of the ν_1 fundamental band of N_2O (2200 cm^{-1}), were observed in a pulsed supersonic slit jet expansion probed with tunable diode/QCL lasers. Both OCS-HCCCCCH and N_2O -HCCCCCH were found to have planar structure with side-by-side monomer units having nearly parallel axes. These bands have hybrid rotational structure which allows for estimates of the orientation of OCS and N_2O in the plane of their respective dimers. Analogous bands for OCS-DCCCCD and N_2O -DCCCCD were also observed and found to be consistent with the normal isotopologues. Various levels of *ab initio* calculations were performed to find stationary points on the potential energy surface, optimized structures and interaction energies. Four stable geometries were found for OCS-HCCCCCH and three for N_2O -HCCCCCH. The rotational parameters at CCSD(T*)-F12c level of theory give results in very good agreement with those obtained from the observed spectra. In both dimers, the experimental structure corresponds to the lowest energy isomer.

Introduction

Acetylene is a prototype molecule for examining weak intermolecular forces involving carbon-carbon triple bond. Pure and mixed acetylene clusters have been studied extensively both theoretically and experimentally [1, 2, 3, 4]. In particular, mixed dimers containing OCS and N₂O with acetylene are well characterized using microwave and infrared spectroscopy. To date, only one isomer of N₂O-HCCH has been observed in the gas phase [3, 5, 6]. This isomer, which is almost certainly the most stable structure, is planar with near parallel monomer units. For OCS-HCCH two isomers have been detected; a planar near-parallel structure analogous to the observed N₂O-HCCH and a T-shaped isomer having C_{2v} symmetry, with OCS forming the stem of the T, and the S atom in the inner position pointing to the triple bond of C₂H₂ [3, 7, 8].

The longer counterpart of acetylene, diacetylene, provides a simple system with multiple triple-bond sites; thus clusters containing diacetylene potentially display much richer-structured energy surfaces. For example, theoretical calculations in Ref. [9] identify three structural isomers, a Y-shaped π -type hydrogen-bonded structure with C_s symmetry, a parallel slipped structure with C_{2h} symmetry, and a cross shaped structure with D_{2d} symmetry. Since this dimer has not been observed experimentally, nor has its complete intermolecular potential surface been investigated with high-level *ab initio* calculations, it is unclear what type of tunneling dynamics exist in (HCCCCH)₂ and if there are out of plane paths via the cross-shaped structure, or the situation is similar to acetylene dimer where the large amplitude tunneling takes place in the plane of the dimer.

There are relatively few gas phase studies of mixed dimers containing diacetylene. The first of these is a microwave study of NH₃-HCCCCH and H₂O-HCCCCH by Matsumura et al. [10]. Here, NH₃-HCCCCH was found to be an axially symmetric complex where a diacetylene hydrogen bonds to the nitrogen in ammonia to form a symmetric top and H₂O-HCCCCH has a

C_{2v} planar symmetry where a diacetylene hydrogen bonds to the oxygen of water. The structural similarities with NH_3-HCCH and $H_2O-HCCH$ suggest that diacetylene closely parallels acetylene in complexes with other bases. On the other hand a dissimilar behavior might be expected when acetylene and diacetylene act as bases in complexes with acids.

A study by Yang et al. [11] of $HCN-HCCCCH$ in the infrared region found only a linear configuration despite the fact that both linear and T-shaped structures are observed in $HCN-HCCH$ and the T-shaped isomer is strongly favored in the molecular beam expansion of $HCN-HCCH$. Although, this observation seems to confirm the dissimilar behavior between acetylene and diacetylene when they act as bases, Yang et al. [11] attributed the absence of the T-shaped isomer in their experiment to the very asymmetric top character of the $HCN-HCCCCH$ which disperses its spectra and gives rise to an unfavorable partition function and consequently low signal to noise ratio.

In the present paper, we observe and analyze the spectra of $OCS-HCCCCH$ and $OCS-DCCCCD$, in the region of the ν_1 fundamental of OCS , and $N_2O-HCCCCH$ and $N_2O-DCCCCD$, in the region of the ν_1 fundamental of N_2O . Both dimers were found to have planar C_s symmetry with monomer axes nearly parallel to each other. Furthermore, the spectra have hybrid a-, b-type rotational structure which allow for good estimates of the orientation of OCS and N_2O in their dimers. The four independent structural constants obtained from the analysis of spectra for $OCS-HCCCCH$ and $OCS-DCCCCD$ are insufficient for accurate determination of an experimental structure. The same can be said in the case of $N_2O-HCCCCH$. Therefore, we carried out various levels of *ab initio* calculations in support of our experimental findings. Counterpoise-corrected binding energy calculations indicate that the observed structures are the most stable isomers. In addition, three less energetically favorable structures were found for $OCS-HCCCCH$ and two for

N₂O-HCCCCCH. Experimental rotational constants are in excellent agreement with the rotational constants at the CCSD(T*)-F12c level of theory. Our results closely parallel mixed acetylene complexes with OCS and N₂O.

1. Computational details

To support our experimental analysis, as well as to characterize the stationary points on the potential energy surface (PES) of these complexes, we performed several *ab initio* calculations.

As a first step, we searched the potential energy surface (PES) of both OCS-HCCCCCH and N₂O-HCCCCCH by means of density functional theory (DFT). Two different functionals, namely B3LYP [12, 13] and B2PLYP [14], were used employing the DFT-D3 dispersion corrections proposed by Grimme [15], in conjunction with the maug-cc-pVTZ basis set [16]. The inclusion of these corrections is mandatory since, even if DFT methods are nowadays widely employed for treating a wide variety of chemical problems, ranging from spectroscopic analysis to molecular complexes and adsorption processes (see for example Refs. [17, 18, 19, 20, 21, 22, 23, 24, 25]), the role of dispersion contributions is fundamental for modeling correctly the energetics of van der Waals adducts [26, 27, 28]. The structures of the stationary points for both OCS-HCCCCCH and N₂O-HCCCCCH were first optimized at B3LYP-D3 level of theory and then refined using the B2PLYP-D3 functional. Calculations carried out with both functionals led to identification of four stationary points for OCS-HCCCCCH and three for N₂O-HCCCCCH; subsequent hessian calculations carried out on these optimized structures, corrected by the basis set superposition error (BSSE) using the counterpoise correction (CP) as proposed by Boys and Bernardi [29], confirmed that they correspond to true minima on the PES. These isomers are

shown in Fig. 1 for OCS-HCCCCCH and in Fig. 2 for N₂O-HCCCCCH. We computed the corresponding counterpoise corrected (CP) values of both binding and interaction energies (hereafter labeled as BE and IE, respectively) at the B2PLYP-D3 level of theory for all of the structures. We corrected these BE values by also taking into account the zero-point vibrational (ZPV) correction for each species, defined as

$$\Delta E = \frac{1}{2} \sum_n \omega_n \quad (1)$$

where the harmonic frequencies ω_n (the index n labels the n -th vibrational mode) were obtained at B2PLYP-D3/maug-cc-pVTZ level. To determine a better estimate of the binding energy for all the structures, we performed additional single-point calculations on each of these optimized geometries at the coupled-cluster level of theory using the singles and doubles approximation augmented by a perturbative treatment of triple excitations, CCSD(T) [30, 31, 32], within the frozen core (fc) approximation. By using the correlation consistent basis sets cc-pVnZ basis set [33, 34, 35] both the Hartree-Fock self-consistent-field (HF-SCF) energies and the CCSD(T) correlation energies were extrapolated at the complete basis set (CBS) limit (at which the BSSE error vanishes), and then combined to correct for the error due to the basis-set truncation. CBS energies at HF-SCF level were evaluated using cc-pVnZ ($n = T, Q$ and 5) basis sets, and employing the e^{-Cn} formula [36], while the CCSD(T) correlation contributions were computed using the n^{-3} expression [37] with the cc-pVTZ and cc-pVQZ basis sets. Subsequent corrections due to core-valence (CV) correlation effects were calculated as the difference between CCSD(T) energies (in conjunction with the cc-pCVTZ basis set [38]) obtained by correlating all electrons and within the fc approximation. Inclusion of the ZPV corrections yielded the best estimate values for the binding energies reported in the present work, which therefore were then used to identify the most stable isomer for both OCS-HCCCCCH and N₂O-HCCCCCH complexes. The

results for rotational constants, interaction and binding energies are summarized in Table 1.

For the most stable isomer of both OCS-HCCCCCH and N₂O-HCCCCCH complexes, we carried out additional geometry optimizations at both CCSD(T) and CCSD(T*)-F12c [39] levels of theory and in conjunction with the cc-pVTZ and cc-pVnZ-F12 [40] basis sets ($n = D, T$), respectively; for the latter, both the appropriate auxiliary basis sets [41] and its complement auxiliary basis sets (CABS) [42] were used. Finally, for these two structures, within the framework of the vibrational second-order perturbation theory (VPT2 [43, 44]) we computed the vibrational corrections ΔB_{vib}^i to the corresponding equilibrium rotational constants B_e^i by means of the following expression

$$\Delta B_{\text{vib}}^i = -\frac{1}{2} \sum_n \alpha_n^i \quad (2)$$

where the α_n^i are the vibration-rotation interaction constants (i labels the inertial axis). These corrections were computed on the basis of the cubic force fields, which were calculated by using the maug-cc-pVTZ basis set and the B3LYP functional (with the D3 corrections), in view of its good performance in modeling the anharmonic part of the potential [45], following the procedures established in previous works [46, 47].

We performed all DFT calculations employing the Gaussian suite of quantum chemical programs [48]; for both B3LYP and B2PLYP functionals, we employed the UltraFine grid available in Gaussian09 (corresponding to 99 radial and 590 angular points), because of its good results (see for example Refs. [18, 49]) for the calculations of anharmonic force field data. For the calculations carried out at coupled cluster levels of theory we used the MOLPRO program [50, 51] together with its appropriate software packages [52, 53, 54, 55, 56]. The optimized rotational parameters for the most stable isomers are given in Table 2.

Table 1. Theoretical molecular parameters for OCS-HCCCCCH and N₂O-HCCCCCH isomers optimized at DFT level of theory.^a

	OCS-HCCCCCH				N ₂ O-HCCCCCH		
	Isomer I (S-in)	Isomer II (O-in)	Isomer III T-shaped	Isomer IV Cross-shaped	Isomer I (N-in)	Isomer II (O-in)	Isomer III Cross-shaped
A^a	2897	4088	4255	2629	4461	4401	3262
B^a	1277	1000	795	1243	1446	1470	1754
C^a	886	803	670	1139	1092	1102	1394
$BE_{(CP)}^b$	-776	-630	-584	-668	-727	-675	-612
$BE_{(CP+ZPV)}^c$	-562	-313	-403	-352	-495	-285	-406
$IE_{(CP)}^d$	-780	-633	-584	-668	-727	-679	-612
$BE_{(CBS)}^e$	-682	-560	-504	-567	-700	-611	-570
$BE_{(CBS+CV)}^f$	-694	-569	-513	-577	-705	-617	-577
$BE_{(CBS+CV+ZPV)}^g$	-479	-252	-332	-384	-472	-227	-371

^aEquilibrium rotational constants (in MHz) obtained from optimized geometries obtained with B2PLYP-D3 in conjunction with maug-cc-pVTZ basis set. Binding energies (BE) and interaction energies (IE) reported in cm⁻¹.

^bCounterpoise-corrected binding energy computed at B2PLYP-D3/maug-cc-pVTZ level of theory.

^cBinding energy including zero-point vibrational contribution evaluated at B2PLYP-D3/maug-cc-pVTZ level of theory.

^dCounterpoise-corrected interaction energy computed at B2PLYP-D3/maug-cc-pVTZ level of theory.

^eBinding energy obtained from extrapolated energies to the CBS limit at CCSD(T) level of theory (see text).

^fBinding energy obtained from extrapolated energies to the CBS limit at CCSD(T) level of theory corrected by CV-effects (see text).

Table 2. Equilibrium rotational constants (in MHz) obtained at different coupled cluster levels of theory for the OCS-HCCCCCH and N₂O-HCCCCCH isomers experimentally observed in the present work.

	OCS-HCCCCCH		N ₂ O-HCCCCCH	
	Isomer I		Isomer I	
	CCSD(T) ^a	CCSD(T*)- F12c ^b	CCSD(T) ^a	CCSD(T*)- F12c ^b
<i>A</i>	2856	2897	4487	4540
<i>B</i>	1205	1274	1395	1446
<i>C</i>	847	885	1064	1097

^aOptimized geometries obtained at CCSD(T, fc) level of theory in conjunction with cc-pVTZ basis set.

^bOptimized geometries obtained at CCSD(T*)-F12c level of theory in conjunction with VTZ-F12 basis set.

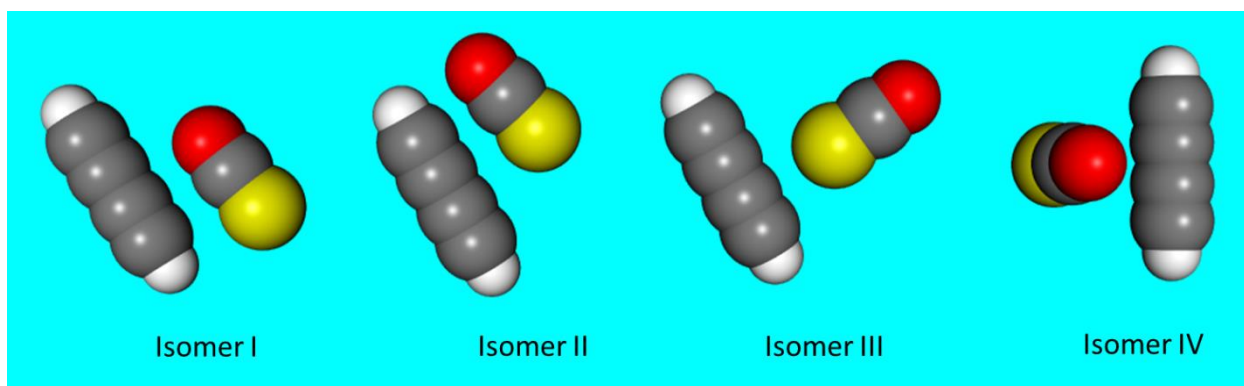


Figure 1: The four isomers of OCS-HCCCCCH using DFT level of theory. Isomer I, studied in this work, is the lowest energy structure. See Table 1 for energy ordering of the isomers.

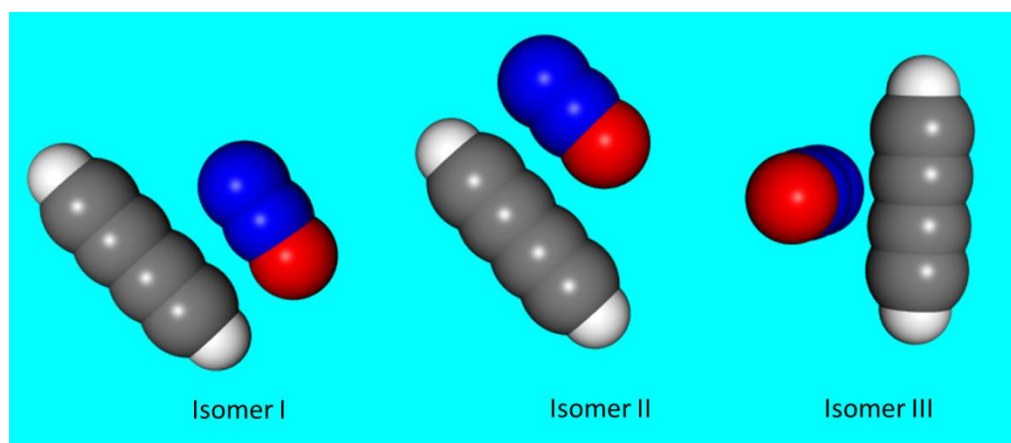


Figure 2: The three isomers of N₂O-HCCCCCH using DFT level of theory. Isomer I, studied in this work, is the lowest energy structure. See Table 1 for energy ordering of the isomers.

2. Observed spectra

The spectra were recorded as described previously [57-59], using a pulsed supersonic slit jet apparatus, a diode laser for OCS-HCCCCCH and a Daylight Solutions quantum cascade laser for N₂O-HCCCCCH. The expansion gas was a mixture of N₂O (0.1%) and C₄H₂ or C₄D₂ (0.3%) in helium as a carrier gas with a jet backing pressure of 8 atmospheres. The lower concentration of N₂O relative to HCCCCCH was needed to minimize the formation of N₂O clusters, which are known to absorb in the 2220 cm⁻¹ spectral region [3]. Similar conditions were used for OCS-HCCCCCH and its deuterated isotopologue.

The diacetylene was synthesized by the procedure described in Ref. [60]. DCCCCD was obtained by mixing HCCCCH with a 1 N solution of NaOD in D₂O as described by Etoh et al. [61]. The sample of diacetylene and diacetylene-d₂ thus prepared were purified by repeated distillation under vacuum and then stored at LN₂ temperature. The purity of the sample was checked using low resolution infrared spectroscopy. Spectral assignment and simulation were made using PGOPHER [62].

2.1. OCS-HCCCCH results

For all the minima of OCS-HCCCCH (listed in Table 1), the analysis of their structures (optimized at B2PLYP-D3/maug-cc-pVTZ level of theory) shows that there is an almost negligible variation in the intramolecular geometric parameters due to the complexation. Both the counterpoise corrected binding energies computed at DFT level of theory and those obtained from CCSD(T) extrapolated energies to the CBS limit identify isomer I (see Fig. 1) as the most stable form of OCS-HCCCCH (-2.22 kcal mol⁻¹ at B2PLYP level of theory, -1.95 kcal mol⁻¹ at CCSD(T) CBS limit). The inclusion of CV-effects is almost negligible, while the zero-point vibrational contributions reduce the binding energy (computed from extrapolated energies to the CBS limit at CCSD(T) level of theory) of isomer I to -1.37 kcal mol⁻¹. This isomer has a planar structure with nearly parallel side-by-side monomer units and the OCS S-atom on the inside (S-in). Furthermore, the calculated angle between the OCS monomer and the a inertial axis is 72°. Therefore the intramolecular fundamental in the region of the OCS monomer ν_1 fundamental is an a/b-hybrid band, with a b-type transition moment which is larger than that for a-type transitions by a factor of ~3. Isomer II is also planar with a similar structure to isomer I, but with the OCS monomer unit in reverse orientation (O-in). Here, the calculated angle between the OCS monomer and the a inertial axis is 42°. This implies an a/b-hybrid band for the intramolecular

fundamental in the ν_1 region of the OCS with almost equal transition moments for the a- and b-type transitions. The expected rotational structure for isomer III is a nearly pure a-type band, as the calculated angle between the OCS monomer and the a inertial axis is only 12° . Finally, isomer IV is non-planar and would give rise to a mostly c-type band.

A segment of the experimental spectrum for OCS-HCCCCCH, including the sharp Q-branch marked by an asterisk and a part of the R-branch, is shown in the second trace in Fig. 3. The corresponding segment for OCS-DCCCCD is illustrated in the bottom trace. With a 1:3 mixture of OCS and diacetylene we observe a relatively strong a/b-hybrid band, which could be simulated with a b-type transition moment about three times that of the a-type transition moment. This implies that the band observed is due to the most stable form. Further evidence for this assignment is given in section 3.

A total of 245 transitions involving rotational levels up to $J = 12$ and $k_a = 11$ were assigned for OCS-HCCCCCH. Preliminary analysis of the spectrum confirmed that the upper state rotational levels with $k'_a > 6$ are perturbed. The assigned transitions were then used to obtain 90 ground state combination differences (GSCD). These were used in a frequency analysis to obtain five ground state parameters. The upper state parameters were subsequently obtained from a frequency analysis of the assigned transitions with $k'_a \leq 6$ while keeping the ground state parameters fixed. The frequency analysis for GSCD gave a weighted standard deviation of 0.00015 cm^{-1} and that for the upper vibrational state was 0.00018 cm^{-1} . The parameters thus obtained are listed in the second column of Table 3. The top two traces in Figure 3 show a comparison of observed and simulated spectra based on these parameters.

Analysis of the band for OCS-DCCCCD was more straightforward, partly because the spectral region observed was more limited, to conserve the DCCCCD sample, and partly because

the upper state rotational levels don't seem to be affected by perturbations. A total of 159 transitions involving levels up to $J = 12$ and $k_a = 8$ were assigned and analysed to obtain the parameters listed in column 3 of Table 3. The third and fourth traces in Fig. 3 show a comparison of simulated and observed spectra using these parameters. The assigned transitions are listed along with their corresponding residuals in Table A-1 for OCS-HCCCCCH, including the perturbed transitions with $k_a' > 6$ which were given zero weight, and Table A-2 for OCS-DCCCCD.

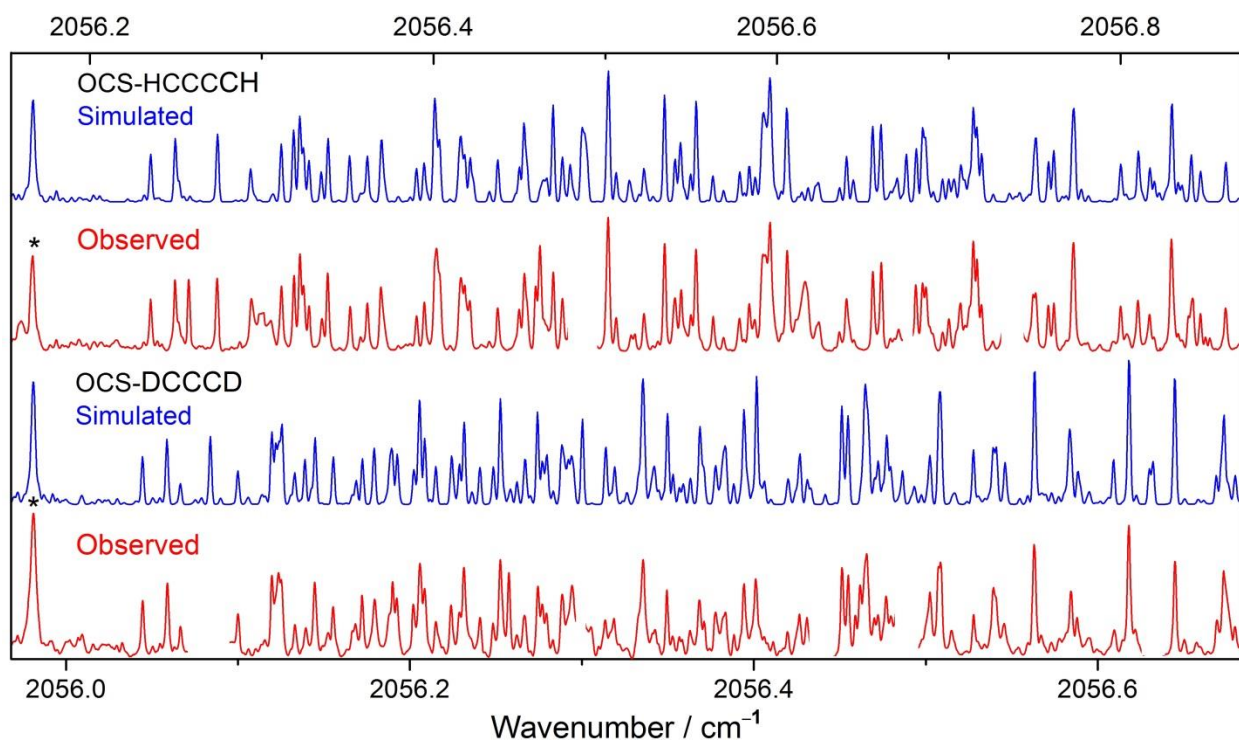


Figure 3: Observed and simulated spectra of OCS-HCCCCCH and OCS-DCCCCD. The simulation is based on the fitted parameters of Table 3, an effective rotational temperature of 2.5 K, and an assumed Gaussian line width of 0.0018 cm^{-1} . Blank regions in the observed spectra are obscured by absorptions due to OCS monomer.

Table 3. Molecular parameters for OCS – HCCCCCH.^a

	This work		CCSD(T*)-F12c	
	OCS – HCCCCCH	OCS – DCCCCD	OCS – HCCCCCH	OCS – DCCCCD
ν_0 / cm^{-1}	2056.16809(3)	2055.98241(5)		
A' / MHz	2891.907(68)	2692.82(28)		
B' / MHz	1242.930(34)	1205.53(12)		
C' / MHz	867.841(16)	831.664(79)		
D_K' / kHz	6.3(22) ^c			
D_{JK}' / kHz	5.7(19) ^c	15.6(24)		
A'' / MHz	2892.78(15) ^b	2693.92(28)	2882.07 ^e	2684.26 ^e
B'' / MHz	1244.416(74) ^b	1206.46(12)	1261.10 ^e	1223.09 ^e
C'' / MHz	869.008(55) ^b	832.221(83)	876.38 ^e	839.43 ^e
D_K'' / kHz	6.3(22) ^b			
D_{JK}'' / kHz	5.7(19) ^b	12.8(24)		
$\Delta / \text{a.m.u } \text{\AA}^2$	0.78 ^d	0.77 ^d		

^a Uncertainties (1σ) in parentheses are in units of the last quoted digit.

^b Ground state parameters were obtained from the lower state combination differences. These were held fixed during the frequency analysis of the upper state rotational levels.

^c Excited state quartic parameters were held fixed at their ground state values.

^d Inertial defect, $\Delta = I_c - I_a - I_b$.

^e Equilibrium rotational constants at CCSD(T*)-F12c/VTZ-F12 level of theory augmented by vibrational corrections computed at B3LYP-D3 level (see text).

2.2. N₂O-HCCCCCH results

Figure 2 illustrates the three possible forms of N₂O-HCCCCCH identified in the present work. For all the structures (obtained at B2PLYP-D3/maug-cc-pVTZ level of theory) the

complexation leads to negligible modifications in the intramolecular geometric parameters, as found for the isomers of OCS-HCCCCCH. All the calculations carried out in the present work (see Table 1) identify isomer I (N-in) as the most stable form. Its binding energy, computed from extrapolated energies to the CBS limit at CCSD(T) level of theory corrected by CV-effects and taking into account zero-point vibrational contributions, is $-1.35 \text{ kcal mol}^{-1}$. This isomer has a planar structure with two nearly parallel monomer units. Here, the calculated angle between the N_2O monomer and the a principal axis is 56° , implying that the intramolecular fundamental in the region of the N_2O monomer ν_1 fundamental is an a/b-hybrid band with a b-type transition moment about 1.5 times that for the a-type transitions. The higher energy isomer (O-in) has a very similar structure with the N_2O monomer making an angle of 53° with the a axis, only 3° less than isomer I; thus the expected intramolecular bands for the two isomers have very similar rotational structure. Isomer III is non-planar with the N_2O monomer axis perpendicular to the ab plane, resulting in a purely c-type band.

A segment of the experimental spectrum for N_2O -HCCCCCH is shown in the second trace of Fig. 4. Unlike OCS-HCCCCCH, the Q-branch, marked by an asterisk, shows much more structure. The corresponding segment for N_2O -DCCCCD is illustrated in the bottom trace. Again, we observe a relatively strong a/b-hybrid band which is simulated with the b-type transition moment ~ 1.5 times that of the a-type transition moment. Although the simulated spectrum with this ratio of the transition moments (1.5) gives better overall intensity agreement with the experimental spectrum than $\text{b-type/a-type} = 1.3$ as calculated for isomer II, this alone is insufficient to conclusively assign the observed band to isomer I. Further evidence in support of assignment of the observed band to isomer I is given in section 3.

Analysis of the bands for N₂O-HCCCCCH and N₂O-DCCCCD was straightforward. A total of 166 transitions involving levels up to $J = 11$ and $k_a = 8$ for N₂O-HCCCCCH and 121 transitions involving levels up to $J = 10$ and $k_a = 5$ were assigned and analysed to obtain the parameters listed in columns 3 and 4 of Table 4. The weighted standard deviation of the fit for N₂O-HCCCCCH was 0.00023 cm⁻¹ and that for N₂O-DCCCCD was 0.00024 cm⁻¹. The first and third traces in Fig. 4 show the simulated spectra using these parameters. The assigned transitions along with their corresponding residuals are listed in Table A-3 for N₂O-HCCCCCH and Table A-4 for N₂O-DCCCCD.

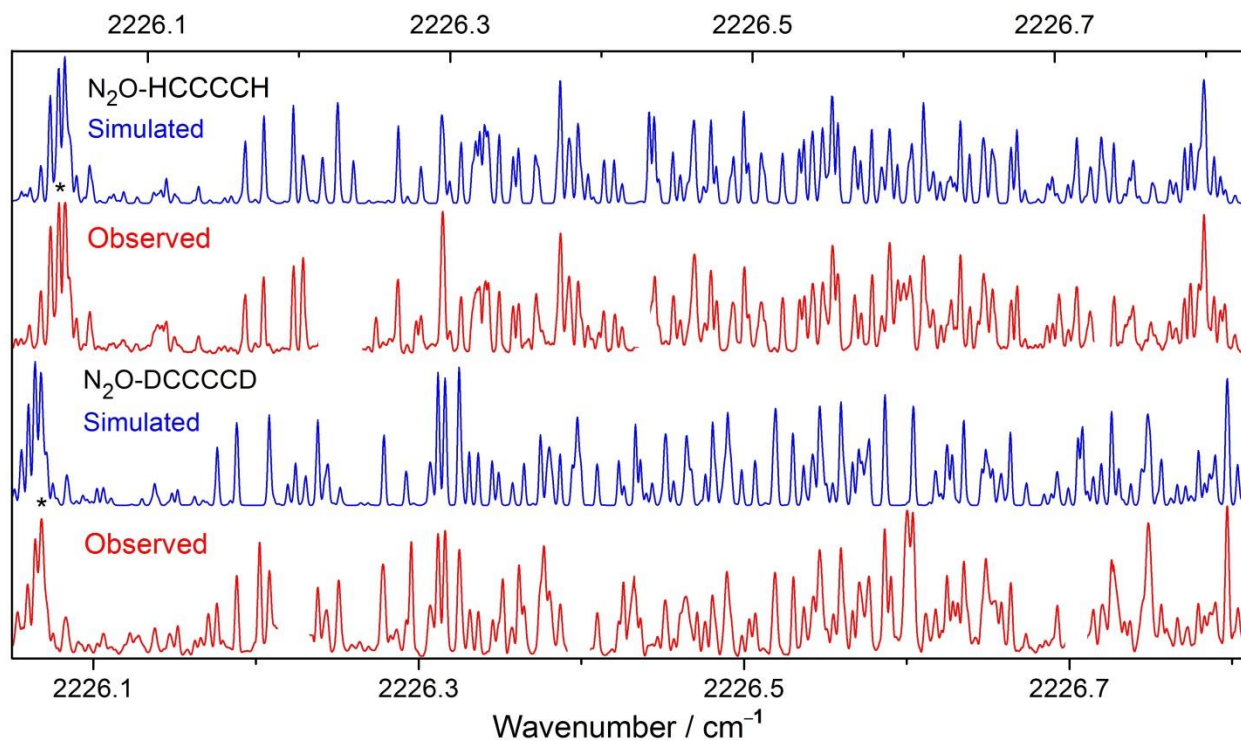


Figure 4: Observed and simulated spectra of N₂O-HCCCCCH and N₂O-DCCCCD. The simulation is based on the fitted parameters of Table 4, an effective rotational temperature of 2.5 K, and an assumed Gaussian line width of 0.0022 cm⁻¹. Blank regions in the observed spectra are obscured by absorptions due to N₂O monomer.

Table 4. Molecular parameters for N₂O – HCCCCH.^a

	This work		CCSD(T*)-F12c	
	N ₂ O – HCCCCH	N ₂ O – DCCCCD	N ₂ O – HCCCCH	N ₂ O – DCCCCD
ν_0 / cm^{-1}	2226.05079(5)	2226.07274(5)		
A' / MHz	4479.78(35)	4117.27(20)		
B' / MHz	1409.16(12)	1358.51(12)		
C' / MHz	1069.838(81)	1019.606(90)		
$D_{K'} / \text{kHz}$	82.9(77)			
$D_{JK'} / \text{kHz}$	-12.2(25)			
A'' / MHz	4498.57(28)	4134.60(52)	4485.29 ^c	4117.35 ^c
B'' / MHz	1409.03(12)	1358.33(12)	1434.99 ^c	1384.70 ^c
C'' / MHz	1070.783(76)	1020.552(99)	1085.21 ^c	1034.36 ^c
$D_{K''} / \text{kHz}$	91.8(51)	93(28)		
$\Delta / \text{a.m.u } \text{Å}^2$	0.96 ^b	0.91 ^b		

^a Uncertainties (1σ) in parentheses are in units of the last quoted digit.

^b Inertial defect, $\Delta = I_c - I_a - I_b$.

^c Equilibrium rotational constants at CCSD(T*)-F12c/VTZ-F12 level of theory augmented by vibrational corrections computed at B3LYP-D3 level (see text).

3. Discussion and conclusions

Comparison of the theoretical rotational constants for OCS-HCCCCH at all levels of theory, columns 2-5 in Table 1 and columns 2-3 in Table 2, with the experimental rotational constants, column 2 in Table 3, clearly indicates that the observed dimer corresponds to the

lowest energy isomer identified in the present work. Moreover, the best agreement for both the dimers is obtained at the highest level of theory, CCSD(T*)-F12c/VTZ-F12. The results for the deuterated isotopologue, columns 3 and 4 in Table 3, provide further support for this assignment. This, together with the expectation that the jet conditions employed in this work favor the formation of the lowest energy structure, leaves very little doubt that isomer I in Fig. 1 corresponds to the species observed.

Small and positive values for the inertial defects (Table 3) indicate that observed dimer is indeed planar. Positive contributions to the inertial defect result from Coriolis interactions associated with in-plane bending motions; in isomer I of OCS-HCCCCH these are larger than negative contributions from out-of-plane vibrations [63].

All of the arguments made above in support of isomer I of OCS-HCCCCH being the carrier of the observed band in the region of the ν_1 fundamental of OCS can similarly be made for the most stable isomer of N₂O-HCCCCH. Therefore, the carrier of the intramolecular band in the region of the ν_1 fundamental of N₂O is isomer I in Fig. 2. Again, the small and positive values for the inertial defects (Table 4) indicate that the observed dimer is planar. The slight increase in the magnitude of inertial defect, from 0.78 a.m.u. Å² for OCS-HCCCCH to 0.96 a.m.u. Å², is consistent with the fact that N₂O-HCCCCH is a lighter dimer.

The theoretical intermolecular distances for OCS-HCCCCH (S-in) and N₂O-HCCCCH (N-in) with the experimental vibrational shifts are listed in Table 5. In the case of OCS-HCCCCH, these are compared with the corresponding values for the two observed isomers of OCS-HCCH [3]. As can be seen, the intermolecular distance of $R = 3.69$ Å for OCS-HCCCCH (S-in) is comparable to that for the near-parallel isomer of OCS-HCCH (S-in, $R = 3.61$ Å) and expectedly much shorter than that for the T-shaped structure ($R = 4.62$). In the case of N₂O-

HCCCCCH (N-in), the calculated intermolecular distance is for 3.43 Å, somewhat larger than R = 3.30 Å for N₂O-HCCH (O-in). The larger R for N₂O-HCCCCCH (N-in) may be explained by the combination of the Van der Waals radii, 1.55 Å for the oxygen atom and 1.50 Å for nitrogen [64], and the fact that the center of mass is shifted by 0.07 Å from the central nitrogen atom toward the oxygen atom in the N₂O monomer unit.

As always, the vibrational shifts are difficult to interpret. However, we note that the shifts for both diacetylene- and acetylene-containing species, as shown in Table 5, are consistently to lower frequency for dimers containing OCS and to higher frequency for dimers containing N₂O.

Table 5. Comparison of intermolecular distance and vibrational shift between acetylene and diacetylene containing dimers

	OCS-HCCCCH Near-parallel (S-in)	OCS-HCCH Near-parallel (S-in)	OCS-HCCH T-shaped ^a	N ₂ O-HCCCCH Near-parallel (N-in) ^b	N ₂ O-HCCH Near-parallel (O-in)
Intermolecular distance R (Å)	3.69	3.61	4.62	3.43	3.30
Vibrational Shift (cm ⁻¹)	-6.085	-0.286	-5.688	+2.219	+5.346

^a The calculated intermolecular distance for T-shaped OCS-HCCCCCH is 4.52 Å.

^b For comparison the calculated intermolecular distance for N₂O-HCCCCCH (O-in) is 3.60 Å.

In summary, we have observed and analyzed spectra of the most stable isomers of OCS-HCCCCCH and N₂O-HCCCCCH using the vibrational fundamentals of OCS and N₂O monomers in the 4 micron region as IR chromophores. Both dimers were found to have planar structure with nearly parallel monomer units. A combination of experimental evidence and theoretical calculations, at several different levels of theory, was used to identify the carriers of the infrared bands. Theoretical calculations predicted four isomers for OCS-HCCCCCH and three for N₂O-HCCCCCH, and the observed structures were assigned to the lowest energy structures on the potential energy surfaces. The observed spectra for OCS-DCCCCD and N₂O-DCCCCD are

entirely consistent with the normal isotopologues. Given the similarities between the most stable structures for OCS-HCCCCCH with OCS-HCCH and for N₂O-HCCCCCH with N₂O-HCCH, we conclude that diacetylene closely parallels acetylene upon complexation with OCS or N₂O.

Acknowledgements

The financial support of the Natural Sciences and Engineering Research Council of Canada is gratefully acknowledged. The High Performance Computing department of the CINECA Supercomputer Centre (grant no. HP10C8R8EI) and the SCSCF (“Sistema per il Calcolo Scientifico di Ca’ Foscari”) facility are gratefully acknowledged for the utilization of computer resources. A.C.P. gratefully acknowledge the financial support of Università Ca’ Foscari Venezia (ADiR funds).

Appendix A. Supplementary data

Supplementary data associated with this article can be found in the online version of the manuscript.

References

- [1] H. Takeuchi, Global minimum geometries of acetylene clusters (HCCH)_n with $n \leq 55$ obtained by a heuristic method combined with geometrical perturbations. *J. Comput. Chem.* 31 (2010) 1699.
- [2] S.R. Gadre, S. D. Yeole, and N. Sahu, Quantum chemical investigations on molecular clusters. *Chem. Rev.* 114 (2014) 12132.
- [3] N. Moazzen-Ahmadi, A.R.W. McKellar, Spectroscopy of dimers, trimers and larger clusters of linear molecules. *Int. Rev. Phys. Chem.* 32 (2013) 611.
- [4] M. Herman, T. Földes, K. Didriche, C. Lauzin, T. Vanfleteren, Overtone spectroscopy of molecular complexes containing small polyatomic molecules. *Int. Rev. Phys. Chem.* 35 (2016) 243.
- [5] H.O. Leung, The microwave spectrum and nuclear quadrupole hyperfine structure of HCCH-N₂O. *J. Chem. Phys.* 107 (1997) 2232.
- [6] R.A. Peebles, S.A. Peebles, R.L. Kuczkowski, H.O. Leung, Isotopic Studies, Structure and Modeling of the Nitrous Oxide– Acetylene Complex. *J. Phys. Chem. A* 103, (1999) 10813.
- [7] S.A. Peebles and R.L. Kuczkowski, Microwave Spectrum and Structure of the Acetylene–OCS Dimer. *J. Phys. Chem. A* 103 (1999) 3884.
- [8] S.A. Peebles and R.L. Kuczkowski, Rotational spectrum, structure and modeling of an isomer of the HCCH–OCS dimer. *Chem. Phys. Lett.* 312 (1999) 357.
- [9] A.M. ElSohly , B.W. Hopkins , K.L. Copeland, G.S. Tschumper, Anchoring the potential energy surface of the diacetylene dimer. *Mol. Phys.* 107 (2009) 923.
- [10] K. Matsumura, F.H. Lovas, R.D. Suenram, Structures of the NH₃-HCCCCH and H₂O-HCCCCH complexes by Fourier-transform microwave spectroscopy. *J. Mol. Spectrosc.* 144 (1990) 123.

- [11] X. Yang, R.Z. Pearson, K.K. Lehmann, G. Scoles, Molecular beam infrared spectroscopy of the HCCCN–HCCH and HCN–HCCCCH van der Waals complexes. *J. Chem. Phys.* 105 (1996) 10725.
- [12] J.P. Perdew, Density-functional approximation for the correlation energy of the inhomogeneous electron gas. *Phys. Rev. B*, 33 (1986) 8822.
- [13] J.P. Perdew, Y. Wang, Accurate and simple analytic representation of the electron-gas correlation energy. *Phys. Rev. B* 45 (1992) 13244.
- [14] S. Grimme, Semiempirical hybrid density functional with perturbative second-order correlation. *J. Chem. Phys.* 124 (2006) 034108.
- [15] S. Grimme, J. Anthony, S. Ehrlich, H. Krieg, A consistent and accurate ab initio parametrization of density functional dispersion correction (DFT-D) for the 94 elements H-Pu. *J. Chem. Phys.* 132 (2010) 154104.
- [16] E. Papajak, H.R. Leverentz, J. Zheng, D.G. Truhlar, Efficient Diffuse Basis Sets: cc-pVxZ+ and maug-cc-pVxZ. *J. Chem. Theor. Comput.* 5 (2009) 1197.
- [17] C. Puzzarini, M. Biczysko, V. Barone, Accurate Harmonic/Anharmonic Vibrational Frequencies for Open-Shell Systems: Performances of the B3LYP/N07D Model for Semirigid Free Radicals Benchmarked by CCSD(T) Computations. *J. Chem. Theory Comput.* 6 (2010) 828.
- [18] A. Pietropolli Charmet, G. Quartarone, L. Ronchin, C. Tortato, A. Vavasori, Quantum chemical investigation on indole: vibrational force field and theoretical determination of its aqueous pK (a) value. *J. Phys. Chem. A* 117 (2013) 6846.
- [19] M. Piccardo, E. Penocchio, C. Puzzarini, M. Biczysko, V. Barone, Semi-experimental equilibrium structure determinations by employing B3LYP/SNSD anharmonic force fields: validation and application to semirigid organic molecules. *J. Phys. Chem. A* 119 (2015) 2058.
- [20] A. Pietropolli Charmet, P. Stoppa, N. Tasinato, S. Giorgianni, Computing sextic centrifugal distortion constants by DFT: A benchmark analysis on halogenated compounds. *J. Mol. Spectrosc.* 335 (2017) 117.

- [21] A. Pietropolli Charmet, Y. Cornaton, Benchmarking fully analytic DFT force fields for vibrational spectroscopy: A study on halogenated compounds. *J. Mol. Struct.* 160 (2018) 455.
- [22] T. Fornaro, D. Burini, M. Biczysko, V. Barone, Hydrogen-bonding effects on infrared spectra from anharmonic computations: uracil–water complexes and uracil dimers. *J. Phys. Chem. A* 119 (2015) 4224.
- [23] J. Scaranto, A. Pietropolli Charmet, P. Stoppa, S. Giorgianni, Vinyl halides adsorbed on TiO₂ surface: FTIR spectroscopy studies and ab initio calculations. *J. Mol. Struct.* 741 (2005) 213.
- [24] J. Scaranto, A. Pietropolli Charmet, S. Giorgianni, IR Spectroscopy and Quantum-Mechanical Studies of the Adsorption of CH₂CClF on TiO₂. *J. Phys. Chem. C* 112 (2008) 9443.
- [25] J. Scaranto, P. Stoppa, A. Pietropolli Charmet, S. Giorgianni, IR spectroscopy of CH₂CBrF adsorbed on TiO₂ and quantum-mechanical studies. *Mol. Phys.* 107 (2009) 237.
- [26] S. Grimme, Supramolecular binding thermodynamics by dispersion-corrected density functional theory. *Chem. Eur. J.* 18 (2012) 9955.
- [27] R. Sure, S. Grimme, Comprehensive benchmark of association (free) energies of realistic host–guest complexes. *J. Chem. Theor. Comput.* 11 (2015) 3785.
- [28] N. Tasinato, A. Turchetto, P. Stoppa, A. Pietropolli Charmet, and S. Giorgianni, *J. Chem. Phys.* 142 (2015) 134310.
- [29] S.F. Boys, F. Bernardi, The calculation of small molecular interactions by the differences of separate total energies. Some procedures with reduced errors. *Mol. Phys.* 19 (1970) 553.
- [30] G.D. Purvis, R.J. Bartlett, A full coupled-cluster singles and doubles model: The inclusion of disconnected triples. *J. Chem. Phys.* 76 (1982) 1910.
- [31] K. Raghavachari, G.W. Trucks, J.A. Pople, M. Head-Gordon, A fifth-order perturbation comparison of electron correlation theories. *Chem. Phys. Lett.* 157 (1989) 479.

- [32] C. Hampel, K.A. Peterson, H.-J. Werner, A comparison of the efficiency and accuracy of the quadratic configuration interaction (QCISD), coupled cluster (CCSD), and Brueckner coupled cluster (BCCD) methods. *Chem. Phys. Lett.* 190 (1992) 1.
- [33] R.A. Kendall, T.H. Jr Dunning, R.J. Harrison, Electron affinities of the first-row atoms revisited. Systematic basis sets and wave functions. *J. Chem. Phys.* 96 (1992) 6796.
- [34] D.E. Woon, T.H. Jr Dunning, Gaussian basis sets for use in correlated molecular calculations. III. The atoms aluminum through argon. *J. Chem. Phys.* 98 (1993) 1358.
- [35] K.A. Peterson, D.E. Woon, T.H. Jr Dunning, Benchmark calculations with correlated molecular wave functions. IV. The classical barrier height of the $H+H_2 \rightarrow H_2+H$ reaction. *J. Chem. Phys.* 100 (1994) 7410.
- [36] D. Feller, The use of systematic sequences of wave functions for estimating the complete basis set, full configuration interaction limit in water. *J. Chem. Phys.* 98 (1993) 7059.
- [37] H. Helgaker, W. Klopper, H. Koch, J. Noga, Basis-set convergence of correlated calculations on water. *J. Chem. Phys.* 106 (1997) 9639.
- [38] K.A. Peterson, T.H. Jr Dunning, Accurate correlation consistent basis sets for molecular core–valence correlation effects: The second row atoms Al–Ar, and the first row atoms B–Ne revisited. *J. Chem. Phys.* 117 (2002) 10548.
- [39] C. Hättig, D.P. Tew, A. Köhn, Accurate and efficient approximations to explicitly correlated coupled-cluster singles and doubles, CCSD-F12. *J. Chem. Phys.* 132 (2010) 231102.
- [40] K.A. Peterson, T.B. Adler, H.-J. Werner, Systematically convergent basis sets for explicitly correlated wavefunctions: The atoms H, He, B–Ne, and Al–Ar. *J. Chem. Phys.* 128 (2008) 084102.
- [41] K.E. Yousaf, K.A. Peterson, Optimized auxiliary basis sets for explicitly correlated methods. *J. Chem. Phys.* 129 (2008) 184108.
- [42] K.E. Yousaf, K.A. Peterson, Optimized complementary auxiliary basis sets for explicitly correlated methods: aug-cc-pVnZ orbital basis sets. *Chem. Phys. Lett.* 476 (2009) 303.

- [43] H.H. Nielsen, The vibration-rotation energies of molecules. *Rev. Mod. Phys.* 23 (1951) 90.
- [44] G. Amat, H.H. Nielsen, G. Tarrago, *Rotation-vibration of Polyatomic Molecules*, New York: Marcel Decker, Amsterdam, 1971.
- [45] I. Carnimeo, C. Puzzarini, N. Tasinato, P. Stoppa, A. Pietropolli Charmet, M. Biczysko, C. Cappelli, V. Barone, Anharmonic theoretical simulations of infrared spectra of halogenated organic compounds. *J. Chem. Phys.* 139 (2013) 074310.
- [46] A. Pietropolli Charmet, P. Stoppa, N. Tasinato, S. Giorgianni, V. Barone, M. Biczysko, J. Bloino, C. Cappelli, I. Carnimeo, C. Puzzarini, An integrated experimental and quantum-chemical investigation on the vibrational spectra of chlorofluoromethane. *J. Chem. Phys.* 139 (2013) 164302.
- [47] A. Pietropolli Charmet, P. Stoppa, N. Tasinato, S. Giorgianni, and A. Gambi, Study of the Vibrational Spectra and Absorption Cross Sections of 1-Chloro-1-fluoroethene by a Joint Experimental and Ab Initio Approach. *J. Phys. Chem. A* 120 (2016) 8369.
- [48] M. J. Frisch, G.W. Trucks, H.B. Schlegel, G.E. Scuseria, M.A. Robb, J.R. Cheeseman, G. Scalmani, V. Barone, B. Mennucci, G.A. Petersson, H. Nakatsuji, M. Caricato, X. Li, H.P. Hratchian, A.F. Izmaylov, J. Bloino, G. Zheng, J.L. Sonnenberg, M. Hada, M. Ehara, K. Toyota, R. Fukuda, J. Hasegawa, M. Ishida, T. Nakajima, Y. Honda, O. Kitao, H. Nakai, T. Vreven, J.A. Montgomery, Jr., J.E. Peralta, F. Ogliaro, M. Bearpark, J.J. Heyd, E. Brothers, K.N. Kudin, V.N. Staroverov, T. Keith, R. Kobayashi, J. Normand, K. Raghavachari, A. Rendell, J.C. Burant, S.S. Iyengar, J. Tomasi, M. Cossi, N. Rega, J.M. Millam, M. Klene, J.E. Knox, J.B. Cross, V. Bakken, C. Adamo, J. Jaramillo, R. Gomperts, R.E. Stratmann, O. Yazyev, A.J. Austin, R. Cammi, C. Pomelli, J.W. Ochterski, R.L. Martin, K. Morokuma, V.G. Zakrzewski, G.A. Voth, P. Salvador, J.J. Dannenberg, S. Dapprich, A.D. Daniels, O. Farkas, J.B. Foresman, J.V. Ortiz, J. Cioslowski, and D.J. Fox, *Gaussian 09, Revision E.01*; Gaussian, Inc., Wallingford CT, 2013.
- [49] A. Pietropolli Charmet, P. Stoppa, S. Giorgianni, J. Bloino, N. Tasinato, I. Carnimeo, M. Biczysko, C. Puzzarini, Accurate vibrational–rotational parameters and infrared intensities of 1-

- Bromo-1-fluoroethene: a joint experimental analysis and ab initio study. *J. Phys. Chem. A* 121 (2017) 3305.
- [50] H.-J. Werner, P. J. Knowles, G. Knizia, F. R. Manby and M. Schütz, *WIREs Comput Mol Sci* 2 (2012) 242.
- [51] MOLPRO, version 2015.1, a package of ab initio programs, H.-J. Werner, P.J. Knowles, G. Knizia, F.R. Manby, M. Schütz, P. Celani, W. Györffy, D. Kats, T. Korona, R. Lindh, A. Mitrushenkov, G. Rauhut, K.R. Shamasundar, T.B. Adler, R.D. Amos, A. Bernhardsson, A. Berning, D.L. Cooper, M.J. O. Deegan, A.J. Dobbyn, F. Eckert, E. Goll, C. Hampel, A. Hesselmann, G. Hetzer, T. Hrenar, G. Jansen, C. Köppl, Y. Liu, A.W. Lloyd, R.A. Mata, A.J. May, S.J. McNicholas, W. Meyer, M.E. Mura, A. Nicklass, D.P. O'Neill, P. Palmieri, D. Peng, K. Pflüger, R. Pitzer, M. Reiher, T. Shiozaki, H. Stoll, A.J. Stone, R. Tarroni, T. Thorsteinsson, and M. Wang, , see <http://www.molpro.net>.
- [52] R. Lindh, The reduced multiplication scheme of the Rys-Gauss quadrature for 1st order integral derivatives. *Theor. Chim. Acta* 85 (1993) 423.
- [53] T. Hrenar, G. Rauhut, H.-J. Werner, Impact of local and density fitting approximations on harmonic vibrational frequencies. *J. Phys. Chem. A* 110 (2006) 2060.
- [54] M.J.O. Deegan and P.J. Knowles, Perturbative corrections to account for triple excitations in closed and open shell coupled cluster theories. *Chem. Phys. Lett.* 227 (1994) 321.
- [55] T.B. Adler, G. Knizia, and H.-J. Werner, A simple and efficient CCSD (T)-F12 approximation. *J. Chem. Phys.* 127 (2007) 221106.
- [56] H.-J. Werner, G. Knizia, and F.R. Manby, Explicitly correlated coupled cluster methods with pair-specific geminals. *Mol. Phys.* 109 (2011) 407.
- [57] M. Dehghany, M. Afshari, Z. Abusara, C. Van Eck, N. Moazzen-Ahmadi, Isotope effects in the infrared spectra of the polar and nonpolar isomers of N₂O dimer. *J. Mol. Spectrosc.* 247 (2008) 123.

- [58] M. Rezaei, K.H. Michaelian, N. Moazzen-Ahmadi, Nonpolar nitrous oxide dimer: Observation of combination bands of ($^{14}\text{N}_2\text{O}$)₂ and ($^{15}\text{N}_2\text{O}$)₂ involving the torsion and antigeared bending modes. *J. Chem. Phys.* 136 (2012) 124308.
- [59] M. Rezaei, S. Sheybani-Deloui, N. Moazzen-Ahmadi, K.H. Michaelian, A.R.W. McKellar, CO dimer: The infrared spectrum revisited. *J. Phys. Chem. A* 117 (2013) 9612.
- [60] H.D. Verkrujisse, L. Brandsma, A detailed procedure for the preparation of butadiyne. *Synth. Commun.* 21 (1991) 657.
- [61] T. Etoh, K. Matsumura, T. Tanaka, Microwave spectrum of monodeuterated diacetylene due to vibrationally induced dipole moment. *J. Mol. Spectrosc.* 89, 511 (1981).
- [62] C.M. Western, PGOPHER, a program for simulating rotational structure version 8.0, 2014, University of Bristol Research Data Repository, [doi:10.5523/bris.huflggvpcuc1zvliqed497r2](https://doi.org/10.5523/bris.huflggvpcuc1zvliqed497r2)
- [63] W. Gordy and R. L. Cook, *Microwave Molecular Spectra* (Wiley, New York, 1984).
- [64] S. Batsanov, Van der Waals radii of elements. *Inorg. Mater. (Transl. of Neorg. Mater.)*, 37 (2001) 871–885.

Table A-1. Observed and calculated transitions for OCS-HCCCCH in the region of the ν_1 fundamental band of OCS (units of cm^{-1}).

```

*****
J' Ka' Kc'  J'' Ka'' Kc''  Observed  Calculated  Obs-Calc  Weight
*****
  9  5  5   10  6  4   2054.78574  2054.78454  0.00119   0.25
  9  5  4   10  6  5   2054.78574  2054.78566  0.00007   0.25
  7  6  1    8  7  2   2054.80586  2054.80560  0.00025   0.25
  7  6  2    8  7  1   2054.80586  2054.80560  0.00025   0.25
  9  4  6   10  5  5   2054.90163  2054.90135  0.00027   0.25
  7  5  3    8  6  2   2054.92716  2054.92732 -0.00015   0.25
  7  5  2    8  6  3   2054.92716  2054.92740 -0.00023   0.25
  8  4  4    9  5  5   2054.98389  2054.98370  0.00018   1.00
  6  5  2    7  6  1   2054.99872  2054.99886 -0.00014   0.25
  6  5  1    7  6  2   2054.99872  2054.99887 -0.00015   0.25
  6  5  1    7  6  2   2054.99872  2054.99887 -0.00015   0.25
  6  5  2    7  6  1   2054.99872  2054.99886 -0.00014   0.25
  7  4  4    8  5  3   2055.04882  2055.04872  0.00010   1.00
  7  4  3    8  5  4   2055.05140  2055.05131  0.00009   1.00
  5  5  1    6  6  0   2055.07068  2055.07044  0.00023   0.25
  5  5  0    6  6  1   2055.07068  2055.07044  0.00023   0.25
  6  4  2    7  5  3   2055.12095  2055.12124 -0.00028   0.25
  6  4  3    7  5  2   2055.12095  2055.12052  0.00042   0.25
  8  3  5    9  4  6   2055.14721  2055.14712  0.00008   1.00
  7  3  5    8  4  4   2055.15611  2055.15621 -0.00009   1.00
  5  4  1    6  5  2   2055.19192  2055.19223 -0.00031   0.25
  5  4  2    6  5  1   2055.19192  2055.19209 -0.00017   0.25
  7  3  4    8  4  5   2055.19521  2055.19534 -0.00013   1.00
  6  3  4    7  4  3   2055.23641  2055.23653 -0.00011   1.00
  6  3  3    7  4  4   2055.25275  2055.25291 -0.00015   1.00
  4  4  0    5  5  1   2055.26320  2055.26362 -0.00042   0.25

```

4	4	1	5	5	0	2055.26320	2055.26361	-0.00040	0.25
6	2	5	7	3	4	2055.29749	2055.29772	-0.00022	1.00
5	3	3	6	4	2	2055.31161	2055.31191	-0.00029	1.00
5	3	2	6	4	3	2055.31750	2055.31748	0.00001	1.00
8	2	6	9	3	7	2055.36010	2055.36014	-0.00003	1.00
11	3	9	12	4	8	2055.36796	2055.36715	0.00080	1.00
5	1	5	6	2	4	2055.37112	2055.37133	-0.00020	1.00
11	3	8	12	2	11	2055.37506	2055.37462	0.00043	1.00
7	2	5	8	3	6	2055.39129	2055.39159	-0.00029	1.00
5	2	4	6	3	3	2055.40216	2055.40241	-0.00025	1.00
11	0	11	12	1	12	2055.43818	2055.43790	0.00027	0.25
11	1	11	12	0	12	2055.43818	2055.43814	0.00003	0.25
10	2	9	11	3	8	2055.44544	2055.44539	0.00004	1.00
3	3	0	4	4	1	2055.45660	2055.45688	-0.00028	0.25
3	3	1	4	4	0	2055.45660	2055.45668	-0.00008	0.25
5	2	3	6	3	4	2055.47156	2055.47185	-0.00029	1.00
9	1	8	10	2	9	2055.48121	2055.48133	-0.00011	1.00
4	2	3	5	3	2	2055.49264	2055.49289	-0.00025	1.00
10	1	10	11	0	11	2055.49706	2055.49710	-0.00004	0.25
10	0	10	11	1	11	2055.49706	2055.49658	0.00048	0.25
9	2	8	10	1	9	2055.51063	2055.51052	0.00011	1.00
4	2	2	5	3	3	2055.52359	2055.52391	-0.00031	1.00
8	1	7	9	2	8	2055.52909	2055.52920	-0.00010	1.00
8	2	7	9	1	8	2055.57994	2055.57996	-0.00002	1.00
3	2	1	4	3	2	2055.58407	2055.58425	-0.00017	1.00
8	1	8	9	0	9	2055.61533	2055.61541	-0.00007	1.00
8	1	8	9	0	9	2055.61541	2055.61541	0.00000	1.00
3	1	3	4	2	2	2055.63864	2055.63860	0.00004	1.00
2	2	1	3	3	0	2055.64887	2055.64891	-0.00003	1.00
7	2	6	8	1	7	2055.65504	2055.65542	-0.00037	1.00
7	0	7	8	1	8	2055.67033	2055.67035	-0.00002	1.00
7	1	7	8	0	8	2055.67517	2055.67520	-0.00003	1.00

10	2	9	10	3	8	2055.70243	2055.70254	-0.00011	1.00
10	3	8	10	4	7	2055.70452	2055.70451	0.00000	1.00
9	3	7	9	4	6	2055.72130	2055.72148	-0.00017	1.00
6	0	6	7	1	7	2055.72639	2055.72645	-0.00006	1.00
7	3	4	7	4	3	2055.76826	2055.76864	-0.00038	1.00
8	0	8	8	1	7	2055.77681	2055.77681	-0.00000	1.00
5	0	5	6	1	6	2055.78047	2055.78064	-0.00017	1.00
10	1	9	10	2	8	2055.78362	2055.78354	0.00008	1.00
2	1	1	3	2	2	2055.79137	2055.79139	-0.00002	1.00
5	1	5	6	0	6	2055.79864	2055.79879	-0.00014	1.00
7	2	6	7	3	5	2055.80888	2055.80889	-0.00000	1.00
5	2	4	6	1	5	2055.82692	2055.82657	0.00035	1.00
1	1	0	2	2	1	2055.84992	2055.84955	0.00036	1.00
4	1	4	5	0	5	2055.86473	2055.86454	0.00018	1.00
4	2	2	4	3	1	2055.88015	2055.87996	0.00019	1.00
5	2	3	5	3	2	2055.89600	2055.89603	-0.00003	1.00
2	0	2	3	1	3	2055.93210	2055.93187	0.00023	1.00
3	1	3	3	2	2	2055.94540	2055.94520	0.00019	1.00
7	1	6	7	2	5	2055.96164	2055.96176	-0.00011	1.00
5	0	5	5	1	4	2055.97204	2055.97218	-0.00014	1.00
1	0	1	2	1	2	2055.98462	2055.98455	0.00007	1.00
6	1	5	6	2	4	2055.99379	2055.99393	-0.00014	1.00
2	1	1	2	2	0	2056.00104	2056.00097	0.00006	1.00
2	1	2	3	0	3	2056.00820	2056.00808	0.00012	1.00
4	1	3	4	2	2	2056.01557	2056.01574	-0.00017	1.00
4	0	4	4	1	3	2056.02294	2056.02297	-0.00003	1.00
0	0	0	1	1	1	2056.04269	2056.04261	0.00008	1.00
3	0	3	3	1	2	2056.06072	2056.06081	-0.00009	1.00
1	0	1	1	1	0	2056.10038	2056.10049	-0.00011	1.00
1	1	0	1	0	1	2056.23532	2056.23551	-0.00019	1.00
2	1	1	2	0	2	2056.24956	2056.24975	-0.00019	1.00
3	1	2	3	0	3	2056.27402	2056.27431	-0.00029	1.00

1	1	1	0	0	0	2056.29430	2056.29350	0.00079	1.00
1	1	1	0	0	0	2056.29430	2056.29350	0.00079	1.00
1	1	1	0	0	0	2056.29430	2056.29350	0.00079	1.00
4	1	3	4	0	4	2056.31152	2056.31146	0.00005	1.00
4	2	2	4	1	3	2056.31873	2056.31866	0.00006	1.00
3	2	1	3	1	2	2056.32431	2056.32431	0.00000	1.00
3	0	3	2	1	2	2056.32748	2056.32735	0.00013	1.00
2	2	0	2	1	1	2056.33499	2056.33473	0.00026	1.00
6	2	4	6	1	5	2056.33845	2056.33845	-0.00000	1.00
2	1	2	1	0	1	2056.35146	2056.35131	0.00015	1.00
5	1	4	5	0	5	2056.36143	2056.36140	0.00003	1.00
7	2	5	7	1	6	2056.36954	2056.36939	0.00015	1.00
3	2	2	3	1	3	2056.39009	2056.39002	0.00007	1.00
8	3	5	8	2	6	2056.39469	2056.39451	0.00018	1.00
4	0	4	3	0	3	2056.43246	2056.43235	0.00010	1.00
5	3	2	5	2	3	2056.43745	2056.43758	-0.00012	1.00
5	2	4	5	1	5	2056.44988	2056.44984	0.00004	1.00
5	0	5	4	1	4	2056.46968	2056.46959	0.00009	1.00
5	1	5	4	0	4	2056.50167	2056.50172	-0.00005	1.00
6	1	5	5	2	4	2056.50626	2056.50648	-0.00021	1.00
7	3	5	7	2	6	2056.52256	2056.52255	0.00000	1.00
6	0	6	5	1	5	2056.53447	2056.53447	0.00000	1.00
8	4	4	8	3	5	2056.54053	2056.54061	-0.00007	1.00
8	4	4	8	3	5	2056.54053	2056.54061	-0.00007	1.00
8	4	4	8	3	5	2056.54053	2056.54061	-0.00007	1.00
3	2	2	2	1	1	2056.54412	2056.54405	0.00007	1.00
3	2	2	2	1	1	2056.54412	2056.54405	0.00007	1.00
3	2	2	2	1	1	2056.54412	2056.54405	0.00007	1.00
8	3	6	8	2	7	2056.54984	2056.54983	0.00000	1.00
8	3	6	8	2	7	2056.54984	2056.54983	0.00000	1.00
8	3	6	8	2	7	2056.54984	2056.54983	0.00000	1.00
6	1	6	5	0	5	2056.55276	2056.55260	0.00015	1.00

7	4	3	7	3	4	2056.56282	2056.56280	0.00002	1.00
8	2	6	7	3	5	2056.56882	056.569097	-0.00026	1.00
6	4	2	6	3	3	2056.57806	2056.57818	-0.00011	1.00
5	4	1	5	3	2	2056.58687	2056.58725	-0.00038	1.00
7	1	7	6	0	6	2056.60589	2056.60576	0.00012	1.00
9	2	8	9	1	9	2056.63641	2056.63631	0.00009	1.00
5	2	4	4	1	3	2056.64049	2056.64040	0.00008	1.00
8	0	8	7	1	7	2056.65586	2056.65583	0.00002	1.00
8	1	8	7	0	7	2056.66063	2056.66067	-0.00004	1.00
6	2	5	5	1	4	2056.68088	2056.68096	-0.00008	1.00
3	3	1	2	2	0	2056.68476	2056.68458	0.00017	1.00
3	3	1	2	2	0	2056.68476	2056.68458	0.00017	1.00
3	3	0	2	2	1	2056.68655	2056.68667	-0.00012	1.00
3	3	0	2	2	1	2056.68655	2056.68667	-0.00012	1.00
4	2	2	3	1	3	2056.69637	2056.69623	0.00013	1.00
8	5	3	8	4	4	2056.70012	2056.70008	0.00003	1.00
9	0	9	8	1	8	2056.71423	2056.71428	-0.00005	1.00
9	1	9	8	0	8	2056.71641	2056.71665	-0.00023	1.00
7	2	6	6	1	5	2056.71895	2056.71918	-0.00023	1.00
8	2	7	7	1	6	2056.75793	2056.75804	-0.00010	1.00
4	3	1	3	2	2	2056.76120	2056.76120	-0.00000	1.00
10	0	10	9	1	9	2056.77257	2056.77205	0.00052	0.25
10	1	10	9	0	9	2056.77257	2056.77317	-0.00060	0.25
9	2	8	8	1	7	2056.80010	2056.80009	0.00000	1.00
5	3	3	4	2	2	2056.81014	2056.81019	-0.00005	1.00
10	1	9	9	2	8	2056.81691	2056.81725	-0.00034	1.00
11	1	11	10	0	10	2056.82965	2056.82996	-0.00030	0.25
11	0	11	10	1	10	2056.82965	2056.82943	0.00021	0.25
10	2	9	9	1	8	2056.84647	2056.84642	0.00004	1.00
6	3	4	5	2	3	2056.86120	2056.86123	-0.00003	1.00
12	1	12	11	0	11	2056.88645	2056.88682	-0.00037	0.25
12	0	12	11	1	11	2056.88645	2056.88658	-0.00013	0.25

11	2	10	10	1	9	2056.89657	2056.89662	-0.00004	1.00
7	3	5	6	2	4	2056.90371	2056.90373	-0.00002	1.00
6	3	3	5	2	4	2056.93080	2056.93073	0.00007	1.00
8	3	6	7	2	5	2056.93892	2056.93894	-0.00002	1.00
12	3	9	11	2	10	2056.94087	2056.94120	-0.00033	1.00
9	3	7	8	2	6	2056.96887	2056.96887	-0.00000	1.00
10	3	8	9	2	7	2056.99650	2056.99621	0.00029	1.00
14	0	14	13	1	13	2057.00025	2057.00048	-0.00022	0.25
14	1	14	13	0	13	2057.00025	2057.00053	-0.00027	0.25
13	2	12	12	3	9	2057.00415	2057.00426	-0.00011	1.00
6	4	3	5	3	2	2057.01575	2057.01584	-0.00008	1.00
6	4	2	5	3	3	2057.02139	2057.02142	-0.00003	1.00
11	3	9	10	2	8	2057.02495	2057.02417	0.00077	1.00
5	5	0	4	4	1	2057.07104	2057.07097	0.00006	0.25
5	5	1	4	4	0	2057.07104	2057.07096	0.00008	0.25
7	4	4	6	3	3	2057.07910	2057.07921	-0.00010	1.00
7	4	3	6	3	4	2057.09541	2057.09562	-0.00020	1.00
16	2	14	15	1	15	2057.11431	2057.11399	0.00031	0.25
16	1	16	15	2	13	2057.11431	2057.11400	0.00030	0.25
8	4	5	7	3	4	2057.13517	2057.13538	-0.00020	1.00
6	5	2	5	4	1	2057.14135	2057.14136	-0.00000	0.25
6	5	1	5	4	2	2057.14135	2057.14150	-0.00015	0.25
8	3	5	7	2	6	2057.15555	2057.15565	-0.00010	1.00
9	4	6	8	3	5	2057.18222	2057.18201	0.00021	0.25
7	5	2	6	4	3	2057.21133	2057.21189	-0.00056	0.25
7	5	3	6	4	2	2057.21133	2057.21118	0.00015	0.25
6	6	0	5	5	1	2057.26372	2057.26347	0.00025	0.25
6	6	1	5	5	0	2057.26372	2057.26346	0.00025	0.25
8	5	4	7	4	3	2057.27946	2057.27974	-0.00027	1.00
8	5	3	7	4	4	2057.28250	2057.28233	0.00016	1.00
7	6	2	6	5	1	2057.33372	2057.33386	-0.00014	0.25
7	6	1	6	5	2	2057.33372	2057.33388	-0.00015	0.25

9	5	5	8	4	4	2057.34601	2057.34578	0.00023	0.25
9	5	4	8	4	5	2057.35372	2057.35342	0.00029	0.25
8	6	2	7	5	3	2057.40446	2057.40406	0.00039	0.25
8	6	3	7	5	2	2057.40446	2057.40399	0.00047	0.25
13	6	8	12	5	7	2057.73328	2057.73461	-0.00133	0.00
10	7	3	11	8	4	2054.46520	2054.46885	-0.00365	0.00
10	7	4	11	8	3	2054.46520	2054.46884	-0.00364	0.00
11	7	4	12	8	5	2054.39494	2054.39724	-0.00230	0.00
11	7	5	12	8	4	2054.39494	2054.39722	-0.00228	0.00
12	7	5	13	8	6	2054.32388	2054.32583	-0.00195	0.00
12	7	6	13	8	5	2054.32388	2054.32578	-0.00190	0.00
12	7	5	11	6	6	2057.80230	2057.80476	-0.00245	0.00
12	7	6	11	6	5	2057.80230	2057.80429	-0.00199	0.00
13	7	6	14	8	7	2054.25311	2054.25477	-0.00166	0.00
13	7	7	14	8	6	2054.25311	2054.25459	-0.00148	0.00
9	8	1	8	7	2	2057.71409	2057.71834	-0.00424	0.00
9	8	2	8	7	1	2057.71409	2057.71834	-0.00424	0.00
9	8	1	10	9	2	2054.41467	2054.41912	-0.00445	0.00
9	8	2	10	9	1	2054.41467	2054.41912	-0.00445	0.00
10	8	2	9	7	3	2057.78517	2057.78840	-0.00323	0.00
10	8	3	9	7	2	2057.78517	2057.78840	-0.00323	0.00
10	8	2	11	9	3	2054.34389	2054.34725	-0.00336	0.00
10	8	3	11	9	2	2054.34389	2054.34725	-0.00336	0.00
11	8	3	10	7	4	2057.85517	2057.85823	-0.00305	0.00
11	8	4	10	7	3	2057.85517	2057.85823	-0.00305	0.00
11	8	3	12	9	4	2054.27241	2054.27539	-0.00298	0.00
11	8	4	12	9	3	2054.27241	2054.27539	-0.00298	0.00
12	8	4	11	7	5	2057.92511	2057.92777	-0.00265	0.00
12	8	5	11	7	4	2057.92511	2057.92776	-0.00264	0.00
12	8	4	13	9	5	2054.20064	2054.20360	-0.00296	0.00
12	8	5	13	9	4	2054.20064	2054.20359	-0.00295	0.00
13	8	5	12	7	6	2057.99424	2057.99694	-0.00270	0.00

13	8	6	12	7	5	2057.99424	2057.99689	-0.00264	0.00
9	9	0	8	8	1	2057.83664	2057.84024	-0.00359	0.00
9	9	1	8	8	0	2057.83664	2057.84024	-0.00359	0.00
9	9	0	10	10	1	2054.29437	2054.29783	-0.00346	0.00
9	9	1	10	10	0	2054.29437	2054.29783	-0.00346	0.00
10	9	1	9	8	2	2057.90713	2057.91037	-0.00323	0.00
10	9	2	9	8	1	2057.90713	2057.91037	-0.00323	0.00
10	9	1	11	10	2	2054.22240	2054.22592	-0.00352	0.00
10	9	2	11	10	1	2054.22240	2054.22592	-0.00352	0.00
11	9	2	10	8	3	2057.97724	2057.98034	-0.00310	0.00
11	9	3	10	8	2	2057.97724	2057.98034	-0.00310	0.00
13	9	4	14	10	5	2054.00690	2054.01007	-0.00317	0.00
13	9	5	14	10	4	2054.00690	2054.01007	-0.00317	0.00
11	10	1	10	9	2	2058.09945	2058.10225	-0.00279	0.00
11	10	2	10	9	1	2058.09945	2058.10225	-0.00279	0.00
11	10	1	12	11	2	2054.03009	2054.03277	-0.00268	0.00
11	10	2	12	11	1	2054.03009	2054.03277	-0.00268	0.00
12	10	2	11	9	3	2058.16962	2058.17213	-0.00250	0.00
12	10	3	11	9	2	2058.16962	2058.17213	-0.00250	0.00
13	10	3	12	9	4	2058.23988	2058.24184	-0.00196	0.00
13	10	4	12	9	3	2058.23988	2058.24184	-0.00196	0.00
14	10	4	13	9	5	2058.30437	2058.31134	-0.00697	0.00
14	10	5	13	9	4	2058.30437	2058.31134	-0.00697	0.00
11	11	0	10	10	1	2058.22057	2058.22406	-0.00348	0.00
11	11	1	10	10	0	2058.22057	2058.22406	-0.00348	0.00
12	11	1	11	10	2	2058.29059	2058.29397	-0.00337	0.00
12	11	2	11	10	1	2058.29059	2058.29397	-0.00337	0.00

Table A-2. Observed and calculated transitions for OCS-DCCCCD in the region of the ν_1 fundamental band of OCS (units of cm^{-1}).

J' Ka' Kc' J'' Ka'' Kc'' Observed Calculated Obs-Calc Weight

11	5	6	12	6	7	2054.55716	2054.55717	-0.00001	1.00
9	6	3	10	7	4	2054.57229	2054.57229	-0.00000	0.25
9	6	4	10	7	3	2054.57229	2054.57224	0.00005	0.25
7	7	0	8	8	1	2054.59903	2054.59874	0.00028	0.25
7	7	1	8	8	0	2054.59903	2054.59874	0.00028	0.25
10	5	6	11	6	5	2054.61494	2054.61503	-0.00009	1.00
8	6	2	9	7	3	2054.64101	2054.64100	0.00001	0.25
8	6	3	9	7	2	2054.64101	2054.64099	0.00002	0.25
7	6	1	8	7	2	2054.70992	2054.70987	0.00004	0.25
7	6	2	8	7	1	2054.70992	2054.70987	0.00005	0.25
8	5	3	9	6	4	2054.75274	2054.75293	-0.00018	0.25
8	5	4	9	6	3	2054.75274	2054.75247	0.00027	0.25
10	4	6	11	5	7	2054.76227	2054.76242	-0.00014	1.00
6	6	0	7	7	1	2054.77895	2054.77881	0.00013	0.25
6	6	1	7	7	0	2054.77895	2054.77881	0.00013	0.25
7	5	2	8	6	3	2054.82113	2054.82124	-0.00011	0.25
7	5	3	8	6	2	2054.82113	2054.82114	-0.00000	0.25
9	4	6	10	5	5	2054.78812	2054.78808	0.00004	1.00
6	5	1	7	6	2	2054.89003	2054.88996	0.00007	0.25
6	5	2	7	6	1	2054.89003	2054.88994	0.00009	0.25
7	4	4	8	5	3	2054.93185	2054.93173	0.00012	1.00
5	5	0	6	6	1	2054.95901	2054.95883	0.00018	0.25
5	5	1	6	6	0	2054.95901	2054.95883	0.00018	0.25
5	4	1	6	5	2	2055.07020	2055.07010	0.00009	0.25
5	4	2	6	5	1	2055.07020	2055.06992	0.00027	0.25

12	4	8	13	3	11	2055.09382	2055.09400	-0.00018	1.00
6	3	3	7	4	4	2055.12487	2055.12454	0.00032	1.00
4	4	0	5	5	1	2055.13889	2055.13882	0.00006	0.25
4	4	1	5	5	0	2055.13889	2055.13880	0.00009	0.25
5	3	3	6	4	2	2055.17885	2055.17868	0.00016	0.25
5	3	2	6	4	3	2055.18534	2055.18533	0.00000	0.25
9	2	7	10	3	8	2055.19955	2055.19957	-0.00002	1.00
10	1	9	11	2	10	2055.28005	2055.27936	0.00068	1.00
11	0	11	12	1	12	2055.28591	2055.28556	0.00034	0.25
11	1	11	12	0	12	2055.28591	2055.28570	0.00020	0.25
3	3	0	4	4	1	2055.31860	2055.31887	-0.00027	0.25
3	3	1	4	4	0	2055.31860	2055.31863	-0.00003	0.25
10	0	10	11	1	11	2055.34159	2055.34140	0.00018	0.25
10	1	10	11	0	11	2055.34159	2055.34173	-0.00014	0.25
4	2	3	5	3	2	2055.34514	2055.34527	-0.00013	1.00
9	0	9	10	1	10	2055.39754	2055.39709	0.00044	0.25
9	1	9	10	0	10	2055.39754	2055.39782	-0.00028	0.25
8	2	7	9	1	8	2055.41435	2055.41467	-0.00032	1.00
3	2	2	4	3	1	2055.42416	2055.42453	-0.00037	1.00
3	2	1	4	3	2	2055.43607	2055.43604	0.00002	1.00
6	1	5	7	2	6	2055.45954	2055.45964	-0.00010	1.00
7	0	7	8	1	8	2055.50741	2055.50738	0.00002	0.25
7	1	7	8	0	8	2055.51002	2055.51079	-0.00077	0.25
6	0	6	7	1	7	2055.56121	2055.56129	-0.00008	0.25
6	2	5	7	1	6	2055.56121	2055.56063	0.00057	0.25
1	1	0	1	0	1	2056.04460	2056.04444	0.00016	1.00
2	1	1	2	0	2	2056.05888	2056.05888	-0.00000	1.00
2	0	2	1	1	1	2056.06663	2056.06658	0.00004	1.00
1	1	1	0	0	0	2056.09997	2056.09997	-0.00000	1.00
4	1	3	5	2	4	2055.53668	2055.53666	0.00001	1.00
11	3	8	11	2	9	2055.53325	2055.53289	0.00035	1.00
6	1	6	7	0	7	2055.56817	2055.56836	-0.00019	1.00

9	3	7	9	4	6	2055.57106	2055.57128	-0.00022	1.00
4	2	2	4	1	3	2056.11979	2056.11961	0.00018	1.00
3	0	3	2	1	2	2056.13946	2056.13899	0.00046	1.00
2	2	0	2	1	1	2056.13315	2056.13312	0.00003	1.00
6	2	4	6	1	5	2056.14468	2056.14491	-0.00022	1.00
2	1	2	1	0	1	2056.15536	2056.15540	-0.00004	1.00
2	2	1	2	1	2	2056.16830	2056.16850	-0.00020	1.00
5	1	4	5	0	5	2056.17220	2056.17223	-0.00003	1.00
7	2	5	7	1	6	2056.17954	2056.17930	0.00024	1.00
8	3	5	8	2	6	2056.18999	2056.19003	-0.00003	1.00
7	3	4	7	2	5	2056.19231	2056.19265	-0.00034	1.00
5	3	2	5	4	1	2055.59985	2055.59995	-0.00010	1.00
5	0	5	6	1	6	2055.61391	2055.61357	0.00033	1.00
5	2	4	6	1	5	2055.64359	2055.64386	-0.00027	1.00
4	0	4	5	1	5	2055.66344	2055.66358	-0.00014	1.00
7	0	7	7	1	6	2055.66677	2055.66698	-0.00021	1.00
6	1	6	6	2	5	2055.67429	2055.67481	-0.00052	1.00
5	1	5	5	2	4	2055.71450	2055.71495	-0.00045	1.00
4	2	2	4	3	1	2055.72270	2055.72267	0.00002	1.00
5	2	3	5	3	2	2055.73871	2055.73906	-0.00035	1.00
4	1	4	4	2	3	2055.74874	2055.74885	-0.00011	1.00
5	0	5	5	1	4	2055.79150	2055.79111	0.00038	1.00
2	1	2	2	2	1	2055.79590	2055.79598	-0.00008	1.00
1	0	1	2	1	2	2055.80963	2055.80922	0.00040	1.00
6	1	5	6	2	4	2055.81790	2055.81758	0.00032	1.00
3	2	2	4	1	3	2055.82091	2055.82148	-0.00056	1.00
2	1	2	3	0	3	2055.82577	2055.82540	0.00037	1.00
2	1	1	2	2	0	2055.83157	2055.83132	0.00025	1.00
0	0	0	1	1	1	2055.86479	2055.86479	-0.00000	1.00
4	4	1	3	3	0	2056.64492	2056.64482	0.00009	0.25
4	4	0	3	3	1	2056.64492	2056.64506	-0.00014	0.25
7	4	3	6	3	4	2056.85729	2056.85681	0.00047	1.00

6	4	3	5	3	2	2056.77731	2056.77727	0.00003	1.00
9	6	3	8	5	4	2057.20685	2057.20707	-0.00022	0.25
9	6	4	8	5	3	2057.20685	2057.20661	0.00023	0.25
7	7	0	6	6	1	2057.18208	2057.18218	-0.00010	0.25
7	7	1	6	6	0	2057.18208	2057.18218	-0.00010	0.25
10	5	6	9	4	5	2057.14631	2057.14616	0.00014	0.25
10	4	6	9	3	7	2057.12740	2057.12777	-0.00037	0.25
9	5	4	8	4	5	2057.09857	2057.09859	-0.00002	1.00
7	6	1	6	5	2	2057.07136	2057.07142	-0.00006	0.25
7	6	2	6	5	1	2057.07136	2057.07140	-0.00004	0.25
10	8	2	9	7	3	2057.49658	2057.49662	-0.00004	0.25
10	8	3	9	7	2	2057.49658	2057.49662	-0.00004	0.25
9	8	1	8	7	2	2057.42877	2057.42883	-0.00006	0.25
9	8	2	8	7	1	2057.42877	2057.42883	-0.00006	0.25
10	7	3	9	6	4	2057.38581	2057.38574	0.00006	0.25
10	7	4	9	6	3	2057.38581	2057.38568	0.00012	0.25
8	8	0	7	7	1	2057.36076	2057.36088	-0.00012	0.25
8	8	1	7	7	0	2057.36076	2057.36088	-0.00012	0.25
11	6	5	10	5	6	2057.34179	2057.34220	-0.00041	1.00
9	7	2	8	6	3	2057.31803	2057.31811	-0.00008	0.25
9	7	3	8	6	2	2057.31803	2057.31810	-0.00007	0.25
13	5	9	12	2	10	2057.25971	2057.25985	-0.00014	1.00
11	5	7	10	4	6	2057.19538	2057.19515	0.00022	1.00
8	5	3	7	4	4	2057.02941	2057.02911	0.00029	1.00
14	4	11	13	1	12	2057.04275	2057.04245	0.00029	1.00
8	6	2	7	5	3	2057.13926	2057.13937	-0.00011	0.25
8	6	3	7	5	2	2057.13926	2057.13926	-0.00000	0.25
11	4	8	10	3	7	2056.98823	2056.98815	0.00007	1.00
6	6	0	5	5	1	2057.00303	2057.00327	-0.00024	0.25
6	6	1	5	5	0	2057.00303	2057.00327	-0.00024	0.25
7	5	3	6	4	2	2056.96040	2056.95975	0.00064	0.25
7	5	2	6	4	3	2056.96040	2056.96068	-0.00028	0.25

8	4	4	7	3	5	2056.93556	2056.93548	0.00007	0.25
8	3	5	7	2	6	2056.93556	2056.93502	0.00053	0.25
9	4	6	8	3	5	2056.93181	2056.93174	0.00006	1.00
6	5	2	5	4	1	2056.89257	2056.89228	0.00028	0.25
6	5	1	5	4	2	2056.89257	2056.89247	0.00009	0.25
8	4	5	7	3	4	2056.88966	2056.88950	0.00015	1.00
10	3	8	9	2	7	2056.76016	2056.75982	0.00033	1.00
13	1	13	12	0	12	2056.72816	2056.72838	-0.00022	0.25
13	0	13	12	1	12	2056.72816	2056.72832	-0.00016	0.25
11	2	10	10	1	9	2056.67985	2056.67972	0.00012	1.00
11	3	8	10	2	9	2056.66947	2056.66913	0.00033	1.00
11	1	11	10	0	10	2056.61810	2056.61849	-0.00039	0.25
11	0	11	10	1	10	2056.61810	2056.61817	-0.00007	0.25
10	1	9	9	2	8	2056.60957	2056.60950	0.00006	1.00
10	1	10	9	0	9	2056.56307	2056.56363	-0.00056	0.25
10	0	10	9	1	9	2056.56307	2056.56291	0.00015	0.25
4	3	2	3	2	1	2056.52788	2056.52779	0.00008	1.00
8	1	7	7	2	6	2056.47694	2056.47739	-0.00045	1.00
9	1	8	8	2	7	2056.54552	2056.54619	-0.00067	1.00
8	1	8	7	0	7	2056.45488	2056.45477	0.00010	1.00
8	0	8	7	1	7	2056.45132	2056.45136	-0.00004	1.00
9	4	6	9	3	7	2056.38848	2056.38849	-0.00001	1.00
7	1	7	6	0	6	2056.40113	2056.40146	-0.00033	0.25
7	1	6	6	2	5	2056.40113	2056.40167	-0.00054	0.25
6	4	2	6	3	3	2056.35278	2056.35309	-0.00031	1.00
6	1	6	5	0	5	2056.34946	2056.34970	-0.00024	1.00
5	0	5	4	1	4	2056.27446	2056.27422	0.00024	1.00
3	3	1	3	2	2	2056.26223	2056.26246	-0.00023	1.00
5	2	4	5	1	5	2056.24839	2056.24843	-0.00004	1.00
8	2	6	8	1	7	2056.22874	2056.22859	0.00015	1.00
4	2	3	4	1	4	2056.21514	2056.21498	0.00015	1.00
4	0	4	3	1	3	2056.20858	2056.20875	-0.00016	1.00

9	3	6	9	2	7	2056.20198	2056.20220	-0.00021	1.00
1	0	1	1	1	0	2055.92063	2055.92026	0.00036	1.00
2	0	2	2	1	1	2055.90586	2055.90561	0.00024	1.00
3	0	3	3	1	2	2055.88088	2055.88024	0.00064	1.00
7	1	6	7	2	5	2055.78206	2055.78248	-0.00042	1.00
3	1	3	3	2	2	2055.77564	2055.77593	-0.00029	1.00

Table A-3. Observed and calculated transitions for N₂O-HCCCH in the region of the ν_1 fundamental band of N₂O (in units of cm⁻¹).

J' Ka' Kc' J'' Ka'' Kc'' Observed Calculated Obs-Calc Weight

8	7	1	9	8	2	2223.65138	2223.65179	-0.00041	0.25
8	7	2	9	8	1	2223.65138	2223.65179	-0.00041	0.25
7	7	1	8	8	0	2223.73462	2223.73466	-0.00004	0.25
7	7	0	8	8	1	2223.73462	2223.73466	-0.00004	0.25
10	5	6	11	6	5	2223.93132	2223.93177	-0.00045	0.25
10	5	5	11	6	6	2223.93132	2223.93197	-0.00065	0.25
7	6	2	8	7	1	2223.95739	2223.95735	0.00004	0.25
7	6	1	8	7	2	2223.95739	2223.95735	0.00004	0.25
9	5	4	10	6	5	2224.01392	2224.01420	-0.00028	0.25
9	5	5	10	6	4	2224.01392	2224.01413	-0.00021	0.25
8	5	4	9	6	3	2224.09656	2224.09675	-0.00018	0.25
8	5	3	9	6	4	2224.09656	2224.09677	-0.00020	0.25
7	5	2	8	6	3	2224.17925	2224.17956	-0.00030	0.25
7	5	3	8	6	2	2224.17925	2224.17955	-0.00030	0.25
6	5	1	7	6	2	2224.26267	2224.26248	0.00019	0.25
6	5	2	7	6	1	2224.26267	2224.26248	0.00019	0.25

8	4	4	9	5	5	2224.31880	2224.31958	-0.00077	0.25
8	4	5	9	5	4	2224.31880	2224.31865	0.00014	0.25
5	5	0	6	6	1	2224.34583	2224.34548	0.00035	0.25
5	5	1	6	6	0	2224.34583	2224.34548	0.00035	0.25
6	4	2	7	5	3	2224.48427	2224.48417	0.00009	0.25
6	4	3	7	5	2	2224.48427	2224.48409	0.00018	0.25
8	3	6	9	4	5	2224.53313	2224.53329	-0.00015	1.00
4	4	0	5	5	1	2224.65028	2224.65004	0.00024	0.25
4	4	1	5	5	0	2224.65028	2224.65004	0.00024	0.25
8	2	7	9	3	6	2224.67479	2224.67467	0.00011	1.00
6	3	4	7	4	3	2224.70375	2224.70388	-0.00013	1.00
6	3	3	7	4	4	2224.70755	2224.70775	-0.00019	1.00
5	3	2	6	4	3	2224.78805	2224.78875	-0.00070	0.25
5	3	3	6	4	2	2224.78805	2224.78747	0.00058	0.25
9	2	7	10	3	8	2224.80968	2224.80981	-0.00012	1.00
11	5	6	11	6	5	2224.85303	2224.85186	0.00116	1.00
4	3	1	5	4	2	2224.87090	2224.87101	-0.00010	0.25
4	3	2	5	4	1	2224.87090	2224.87069	0.00021	0.25
6	2	5	7	3	4	2224.89668	2224.89693	-0.00025	1.00
7	2	5	8	3	6	2224.90338	2224.90342	-0.00004	1.00
3	3	1	4	4	0	2224.95399	2224.95380	0.00018	0.25
3	3	0	4	4	1	2224.95399	2224.95385	0.00014	0.25
6	2	4	7	3	5	2224.96127	2224.96114	0.00013	1.00
5	2	4	6	3	3	2224.99364	2224.99374	-0.00010	1.00
13	0	13	14	1	14	2225.00922	2225.00769	0.00152	0.25
13	1	13	14	0	14	2225.00922	2225.00969	-0.00047	0.25
4	2	2	5	3	3	2225.09870	2225.09873	-0.00003	1.00
3	2	1	4	3	2	2225.17593	2225.17627	-0.00034	1.00
10	0	10	11	1	11	2225.22035	2225.22048	-0.00012	1.00
10	1	10	11	0	11	2225.22991	2225.22988	0.00002	1.00
2	2	0	3	3	1	2225.25661	2225.25718	-0.00057	0.25
2	2	1	3	3	0	2225.25661	2225.25625	0.00035	0.25

6	1	5	7	2	6	2225.26118	2225.26150	-0.00032	1.00
9	1	9	10	0	10	2225.30499	2225.30486	0.00013	1.00
5	1	4	6	2	5	2225.31179	2225.31202	-0.00023	1.00
8	0	8	9	1	9	2225.35692	2225.35704	-0.00011	1.00
8	1	8	9	1	9	2225.37214	2225.37180	0.00033	1.00
7	3	5	8	3	6	2225.37679	2225.37723	-0.00043	1.00
8	1	8	9	0	9	2225.38138	2225.38138	0.00000	1.00
7	0	7	8	1	8	2225.42222	2225.42241	-0.00019	1.00
3	1	2	4	2	3	2225.42703	2225.42715	-0.00012	1.00
7	1	7	8	0	8	2225.46038	2225.46009	0.00028	1.00
6	0	6	7	1	7	2225.48526	2225.48536	-0.00010	1.00
6	2	5	6	3	4	2225.48900	2225.48944	-0.00043	1.00
2	1	1	3	2	2	2225.49287	2225.49287	0.00000	1.00
4	2	2	4	3	1	2225.51453	2225.51461	-0.00008	1.00
6	1	6	7	1	7	2225.51875	2225.51868	0.00006	1.00
5	0	5	6	0	6	2225.57996	2225.57991	0.00004	1.00
8	2	6	8	3	5	2225.58605	2225.58583	0.00021	1.00
5	1	5	6	1	6	2225.59292	2225.59290	0.00002	1.00
6	1	6	6	2	5	2225.59977	2225.59967	0.00009	1.00
4	0	4	5	1	5	2225.60561	2225.60546	0.00014	1.00
4	1	3	5	1	4	2225.61265	2225.61256	0.00009	1.00
4	2	2	5	2	3	2225.62060	2225.62047	0.00013	1.00
8	0	8	8	1	7	2225.64611	2225.64571	0.00039	1.00
4	0	4	5	0	5	2225.65296	2225.65291	0.00005	1.00
10	1	9	10	2	8	2225.68326	2225.68259	0.00067	0.25
10	1	9	10	2	8	2225.68326	2225.68259	0.00067	0.25
3	1	3	3	2	2	2225.68968	2225.68947	0.00020	1.00
3	1	2	4	1	3	2225.69874	2225.69856	0.00018	1.00
2	1	1	2	2	0	2225.74070	2225.74014	0.00055	1.00
3	1	3	4	1	4	2225.74337	2225.74322	0.00015	1.00
3	1	2	3	2	1	2225.75381	2225.75299	0.00082	0.25
3	1	2	3	2	1	2225.75381	2225.75299	0.00082	0.25

8	1	7	8	2	6	2225.75635	2225.75599	0.00035	0.25
8	1	7	8	2	6	2225.75635	2225.75599	0.00035	0.25
4	1	3	4	2	2	2225.76614	2225.76583	0.00031	1.00
1	0	1	2	1	2	2225.79369	2225.79355	0.00014	1.00
2	1	2	3	1	3	2225.81918	2225.81933	-0.00015	1.00
0	0	0	1	1	1	2225.86480	2225.86501	-0.00021	1.00
4	0	4	4	1	3	2225.87445	2225.87490	-0.00044	1.00
1	0	1	2	0	2	2225.88606	2225.88620	-0.00013	1.00
3	0	3	3	1	2	2225.90388	2225.90424	-0.00036	1.00
2	0	2	2	1	1	2225.92405	2225.92419	-0.00014	1.00
1	0	1	1	1	0	2225.93642	2225.93642	-0.00000	1.00
3	2	1	3	2	2	2226.05264	2226.05259	0.00004	0.25
7	3	4	7	3	5	2226.05264	2226.05364	-0.00099	0.25
1	0	1	0	0	0	2226.13349	2226.13347	0.00001	1.00
1	1	0	1	0	1	2226.16425	2226.16450	-0.00024	1.00
2	1	1	2	0	2	2226.17649	2226.17664	-0.00015	1.00
3	1	2	3	0	3	2226.19634	2226.19643	-0.00009	1.00
5	1	4	5	0	5	2226.26530	2226.26546	-0.00015	1.00
3	1	3	2	1	2	2226.28063	2226.28060	0.00003	1.00
3	2	1	2	2	0	2226.29982	2226.29987	-0.00005	1.00
2	1	2	1	0	1	2226.30713	2226.30724	-0.00010	1.00
4	2	2	4	1	3	2226.33238	2226.33245	-0.00006	1.00
8	2	6	8	1	7	2226.34160	2226.34159	0.00001	1.00
3	2	1	3	1	2	2226.34524	2226.34536	-0.00011	1.00
2	2	1	2	1	2	2226.39118	2226.39123	-0.00004	1.00
4	1	3	3	1	2	2226.40149	2226.40160	-0.00010	1.00
3	2	2	3	1	3	2226.40890	2226.40861	0.00029	1.00
10	2	8	10	1	9	2226.41372	2226.41364	0.00007	1.00
4	1	4	3	0	3	2226.43526	2226.43504	0.00022	1.00
5	0	5	4	0	4	2226.44760	2226.44751	0.00009	1.00
8	1	7	8	0	8	2226.45220	2226.45202	0.00017	1.00
6	0	6	5	1	5	2226.47244	2226.47234	0.00010	1.00

5	2	3	4	2	2	2226.47626	2226.47602	0.00024	1.00
6	0	6	5	0	5	2226.51996	2226.51978	0.00017	1.00
2	2	1	1	1	0	2226.53431	2226.53410	0.00020	1.00
6	1	6	5	0	5	2226.55302	2226.55311	-0.00008	1.00
7	0	7	6	1	6	2226.55645	2226.55654	-0.00009	1.00
6	1	5	5	1	4	2226.57185	2226.57171	0.00013	1.00
5	3	3	5	2	4	2226.59617	2226.59571	0.00046	1.00
7	2	6	6	2	5	2226.61935	2226.61978	-0.00042	1.00
8	0	8	7	1	7	2226.63751	2226.63718	0.00032	1.00
3	2	1	2	1	2	2226.64379	2226.64371	0.00007	1.00
4	2	3	3	1	2	2226.67106	2226.67104	0.00001	1.00
8	1	8	7	0	7	2226.67504	2226.67497	0.00006	1.00
9	1	9	8	0	8	2226.73920	2226.73922	-0.00002	1.00
6	2	5	5	1	4	2226.78573	2226.78568	0.00004	1.00
10	0	10	9	1	9	2226.78977	2226.79008	-0.00030	1.00
10	1	10	9	0	9	2226.80526	2226.80544	-0.00017	1.00
11	0	11	10	1	10	2226.86323	2226.86370	-0.00046	1.00
4	3	1	3	2	2	2226.92169	2226.92174	-0.00005	1.00
5	3	3	4	2	2	2226.99444	2226.99454	-0.00009	1.00
6	3	4	5	2	3	2227.06689	2227.06671	0.00018	1.00
6	3	3	5	2	4	2227.09924	2227.09923	0.00000	1.00
4	4	1	3	3	0	2227.13235	2227.13224	0.00010	0.25
4	4	0	3	3	1	2227.13235	2227.13229	0.00005	0.25
5	4	1	4	3	2	2227.21530	2227.21529	0.00001	0.25
5	4	2	4	3	1	2227.21530	2227.21497	0.00032	0.25
6	4	3	5	3	2	2227.29774	2227.29712	0.00061	0.25
6	4	2	5	3	3	2227.29774	2227.29839	-0.00065	0.25
7	4	4	6	3	3	2227.37801	2227.37803	-0.00002	1.00
7	4	3	6	3	4	2227.38185	2227.38184	0.00001	1.00
5	5	0	4	4	1	2227.42659	2227.42642	0.00016	0.25
5	5	1	4	4	0	2227.42659	2227.42642	0.00016	0.25
8	4	5	7	3	4	2227.45644	2227.45667	-0.00022	1.00

6	5	1	5	4	2	2227.50945	2227.50938	0.00007	0.25
6	5	2	5	4	1	2227.50945	2227.50936	0.00009	0.25
9	4	6	8	3	5	2227.53119	2227.53156	-0.00037	1.00
7	5	2	6	4	3	2227.59209	2227.59224	-0.00015	0.25
7	5	3	6	4	2	2227.59209	2227.59216	-0.00007	0.25
11	4	8	10	3	7	2227.66293	2227.66304	-0.00010	1.00
8	5	4	7	4	3	2227.67511	2227.67468	0.00042	0.25
8	5	3	7	4	4	2227.67511	2227.67498	0.00012	0.25
9	5	4	8	4	5	2227.75734	2227.75757	-0.00023	0.25
9	5	5	8	4	4	2227.75734	2227.75667	0.00066	0.25
7	6	2	6	5	1	2227.80253	2227.80224	0.00028	0.25
7	6	1	6	5	2	2227.80253	2227.80224	0.00028	0.25
8	6	3	7	5	2	2227.88545	2227.88521	0.00024	0.25
8	6	2	7	5	3	2227.88545	2227.88521	0.00023	0.25
11	5	7	10	4	6	2227.91733	2227.91733	-0.00000	1.00
11	5	6	10	4	7	2227.92221	2227.92276	-0.00054	1.00
9	6	4	8	5	3	2227.96819	2227.96805	0.00013	0.25
9	6	3	8	5	4	2227.96819	2227.96807	0.00011	0.25
7	7	0	6	6	1	2228.01059	2228.01067	-0.00007	0.25
7	7	1	6	6	0	2228.01059	2228.01067	-0.00007	0.25
10	6	5	9	5	4	2228.05081	2228.05071	0.00010	0.25
10	6	4	9	5	5	2228.05081	2228.05078	0.00003	0.25

Table A-4. Observed and calculated transitions for N₂O-DCCCCD in the region of the ν_1 fundamental band of N₂O (units of cm⁻¹).

```

*****
J' Ka' Kc'  J'' Ka'' Kc''  Observed  Calculated  Obs-Calc  Weight
*****
4  4  1    5  5  0    2224.78432  2224.78432  -0.000001  0.25
4  4  0    5  5  1    2224.78432  2224.78432  -0.000004  0.25
6  3  4    7  4  3    2224.82286  2224.82278  0.000086  1.00
6  3  3    7  4  4    2224.82767  2224.82750  0.000168  1.00
4  3  2    5  4  1    2224.98345  2224.98323  0.000226  0.25
4  3  1    5  4  2    2224.98345  2224.98362  -0.000165  0.25
6  2  5    7  3  4    2224.99255  2224.99153  0.001019  1.00
7  2  5    8  3  6    2225.00849  2225.00895  -0.000466  1.00
5  2  4    6  3  3    2225.08651  2225.08668  -0.000174  1.00
4  2  3    5  3  2    2225.17501  2225.17514  -0.000130  1.00
4  2  2    5  3  3    2225.19063  2225.19080  -0.000170  1.00
8  1  7    9  2  8    2225.24995  2225.24986  0.000088  1.00
3  2  2    4  3  1    2225.25906  2225.25924  -0.000176  1.00
9  1  8    10  1  9    2225.27476  2225.27445  0.000311  1.00
8  2  6    9  2  7    2225.31020  2225.31024  -0.000041  1.00
8  3  5    9  3  6    2225.32742  2225.32718  0.000240  1.00
9  1  9    10  0  10    2225.35989  2225.35982  0.000076  1.00
7  0  7    8  1  8    2225.47724  2225.47739  -0.000153  1.00
6  2  4    7  2  5    2225.48253  2225.48282  -0.000291  1.00
7  0  7    8  0  8    2225.48845  2225.48860  -0.000154  1.00
2  1  2    3  2  1    2225.51752  2225.51763  -0.000109  1.00
8  2  7    8  3  6    2225.53152  2225.53176  -0.000245  1.00
6  0  6    7  1  7    2225.53851  2225.53832  0.000190  1.00
4  2  3    4  3  2    2225.57613  2225.57614  -0.000015  1.00
5  0  5    6  1  6    2225.59733  2225.59690  0.000436  1.00

```

5	2	3	5	3	2	2225.60158	2225.60148	0.000092	1.00
5	0	5	6	0	6	2225.62405	2225.62394	0.000107	1.00
5	1	5	6	1	6	2225.63543	2225.63554	-0.000115	1.00
7	2	5	7	3	4	2225.63939	2225.63941	-0.000019	1.00
4	2	2	5	2	3	2225.65825	2225.65833	-0.000080	1.00
5	1	5	6	0	6	2225.66230	2225.66259	-0.000289	1.00
4	3	2	5	3	3	2225.66735	2225.66811	-0.000761	0.25
4	3	1	5	3	2	2225.66735	2225.66704	0.000309	0.25
9	2	7	9	3	6	2225.68135	2225.68167	-0.000324	1.00
5	1	5	5	2	4	2225.68894	2225.68908	-0.000135	1.00
4	0	4	5	0	5	2225.69320	2225.69307	0.000137	1.00
4	1	4	5	1	5	2225.70667	2225.70684	-0.000166	1.00
3	0	3	4	1	4	2225.71065	2225.71080	-0.000149	1.00
4	1	4	4	2	3	2225.71914	2225.71908	0.000062	1.00
3	1	2	4	1	3	2225.73427	2225.73429	-0.000018	1.00
3	2	2	4	2	3	2225.75384	2225.75372	0.000119	1.00
2	0	2	3	1	3	2225.76973	2225.76977	-0.000043	1.00
3	1	3	4	1	4	2225.77872	2225.77882	-0.000098	1.00
5	2	4	6	1	5	2225.78407	2225.78423	-0.000157	1.00
2	1	1	2	2	0	2225.79366	2225.79341	0.000249	1.00
3	1	2	3	2	1	2225.80589	2225.80583	0.000056	1.00
6	0	6	6	1	5	2225.81229	2225.81219	0.000097	1.00
2	1	2	3	1	3	2225.85140	2225.85147	-0.000066	1.00
5	0	5	5	1	4	2225.86516	2225.86523	-0.000071	1.00
4	2	3	5	1	4	2225.89018	2225.89045	-0.000275	1.00
1	0	1	2	0	2	2225.91523	2225.91498	0.000253	1.00
2	1	2	3	0	3	2225.92010	2225.92011	-0.000016	1.00
1	1	1	2	1	2	2225.92471	2225.92469	0.000017	1.00
3	0	3	3	1	2	2225.93630	2225.93633	-0.000032	1.00
2	0	2	2	1	1	2225.95653	2225.95654	-0.000016	1.00
3	2	1	3	2	2	2226.07532	2226.07522	0.000098	1.00
2	1	1	2	1	2	2226.10629	2226.10596	0.000330	1.00

1	0	1	0	0	0	2226.15194	2226.15206	-0.000124	1.00
1	1	0	1	0	1	2226.17603	2226.17604	-0.000003	1.00
2	1	1	2	0	2	2226.18823	2226.18826	-0.000027	1.00
3	1	2	3	0	3	2226.20835	2226.20832	0.000028	1.00
4	1	3	4	0	4	2226.23804	2226.23797	0.000074	1.00
5	1	4	5	0	5	2226.27812	2226.27875	-0.000629	1.00
3	1	3	2	1	2	2226.29250	2226.29247	0.000031	1.00
3	0	3	2	0	2	2226.30724	2226.30676	0.000478	1.00
6	1	5	6	0	6	2226.33153	2226.33120	0.000325	1.00
3	2	1	3	1	2	2226.33670	2226.33672	-0.000021	1.00
8	2	6	8	1	7	2226.34560	2226.34523	0.000370	1.00
6	1	5	5	2	4	2226.35736	2226.35769	-0.000338	1.00
4	1	4	3	1	3	2226.36475	2226.36479	-0.000032	1.00
4	1	3	3	1	2	2226.40981	2226.40991	-0.000098	1.00
8	3	5	8	2	6	2226.47608	2226.47642	-0.000340	1.00
7	3	4	7	2	5	2226.49869	2226.49871	-0.000018	1.00
6	1	6	5	1	5	2226.50694	2226.50701	-0.000065	1.00
2	2	0	1	1	1	2226.53036	2226.53044	-0.000072	1.00
5	3	2	5	2	3	2226.53684	2226.53658	0.000257	1.00
6	2	5	5	2	4	2226.54262	2226.54168	0.000944	1.00
3	3	0	3	2	1	2226.55491	2226.55460	0.000309	1.00
5	3	3	5	2	4	2226.56673	2226.56665	0.000071	1.00
7	1	7	6	1	6	2226.57657	2226.57692	-0.000354	1.00
3	2	2	2	1	1	2226.58646	2226.58620	0.000258	0.25
7	0	7	6	0	6	2226.58646	2226.58658	-0.000121	0.25
7	1	7	6	0	6	2226.60362	2226.60396	-0.000343	1.00
7	2	6	6	2	5	2226.61777	2226.61767	0.000105	1.00
3	2	1	2	1	2	2226.62477	2226.62484	-0.000070	1.00
8	0	8	7	1	7	2226.63516	2226.63520	-0.000044	1.00
7	2	5	6	2	4	2226.65815	2226.65829	-0.000134	1.00
8	1	8	7	0	7	2226.66395	2226.66390	0.000049	1.00
9	1	8	8	2	7	2226.67326	2226.67344	-0.000181	1.00

8	2	7	7	2	6	2226.69252	2226.69257	-0.000043	1.00
9	0	9	8	1	8	2226.70805	2226.70811	-0.000053	1.00
9	1	9	8	1	8	2226.71462	2226.71479	-0.000171	1.00
7	4	3	7	3	4	2226.73713	2226.73761	-0.000483	1.00
6	2	5	5	1	4	2226.75643	2226.75648	-0.000049	1.00
9	2	8	8	2	7	2226.76645	2226.76631	0.000138	1.00
10	0	10	9	1	9	2226.77921	2226.77900	0.000213	1.00
3	3	0	2	2	1	2226.79695	2226.79744	-0.000485	0.25
3	3	1	2	2	0	2226.79695	2226.79642	0.000534	0.25
7	2	6	6	1	5	2226.80360	2226.80356	0.000040	1.00
4	3	2	3	2	1	2226.87373	2226.87365	0.000080	1.00
4	3	1	3	2	2	2226.87874	2226.87881	-0.000070	1.00
5	3	2	4	2	3	2226.96279	2226.96273	0.000060	1.00
4	4	0	3	3	1	2227.06853	2227.06896	-0.000426	0.25
4	4	1	3	3	0	2227.06853	2227.06890	-0.000371	0.25
7	3	5	6	2	4	2227.07595	2227.07580	0.000152	1.00
5	4	2	4	3	1	2227.14806	2227.14820	-0.000140	0.25
5	4	1	4	3	2	2227.14806	2227.14858	-0.000525	0.25
6	4	2	5	3	3	2227.22764	2227.22836	-0.000718	0.25
6	4	3	5	3	2	2227.22764	2227.22681	0.000830	0.25
7	4	3	6	3	4	2227.30857	2227.30860	-0.000030	1.00
5	5	1	4	4	0	2227.34004	2227.34009	-0.000058	1.00
5	5	0	4	4	1	2227.34004	2227.34010	-0.000061	1.00
8	4	5	7	3	4	2227.37881	2227.37840	0.000410	1.00
8	4	4	7	3	5	2227.38984	2227.38995	-0.000111	1.00
6	5	2	5	4	1	2227.41948	2227.41958	-0.000104	0.25
6	5	1	5	4	2	2227.41948	2227.41960	-0.000126	0.25
9	4	6	8	3	5	2227.44869	2227.44848	0.000209	1.00
7	5	2	6	4	3	2227.49894	2227.49900	-0.000060	0.25
7	5	3	6	4	2	2227.49894	2227.49889	0.000050	0.25
8	5	3	7	4	4	2227.57826	2227.57826	-0.000004	0.25
8	5	4	7	4	3	2227.57826	2227.57786	0.000401	0.25
