

Quantum Annealing for Prime Factorization

Shuxian Jiang¹, Keith A. Britt², Travis S. Humble^{*2}, and Sabre Kais^{†1,3}

¹Department of Computer Science, Purdue University, West Lafayette, IN 47906

²Quantum Computing Institute, Oak Ridge National Laboratory, Oak Ridge, TN 37831

³Department of Chemistry, Physics and Birck Nanotechnology Center, Purdue University, West Lafayette, IN 47906

Abstract

We have developed a framework to convert an arbitrary integer factorization problem to an executable Ising model by first writing it as an optimization function and then transforming the k -bit coupling ($k \geq 3$) terms to quadratic terms using ancillary variables. The method is efficient and uses $\mathcal{O}(\log^2(N))$ binary variables (qubits) for finding the factors of integer N . The method was tested using the D-Wave 2000Q for finding an embedding and determining the prime factors for a given composite number. As examples, we present quantum annealing results for factoring 15, 143, 59989, and 376289 using 4, 12, 59, and 94 logical qubits respectively. The method is general and could be used to factor larger numbers.

1 Introduction

The integer factorization problem can be defined as: given an integer N , find its prime factors. This problem is fundamental in number theory with broad sector interest due to its implications for data storage and communication cryptography[28]. Finding factors of an integer is a hard problem, but still thought not to be in the class NP-hard. In a practical sense though, all known classical factoring algorithms which are deterministic and don't have unproved hypotheses require time exponential in $\log N$. Thus, the integer factorization problem is used as the basic hardness assumption for such systems as the RSA cryptography system. The fastest classical algorithm so far is the general number field sieve method[16], which scales exponentially in the number of operations required with N .

Quantum computing theory shows the potential to reduce the number of operations performed for certain algorithms and many efforts have been undertaken to enable a quantum computer to solve the integer factorization problem. The quantum methods in solving factorization problem could be regarded as probabilistic methods, compared to the classical deterministic methods. Shor's algorithm is perhaps the most famous quantum method for solving the integer factorization problem. To factor an integer N , Shor's algorithm requires a polynomial number of operations [26], providing an exponential speedup over its classical counterparts. Shor's algorithm works by reducing the factorization problem to the order finding problem. Many attempts have been made to implement Shor's algorithm on quantum computing hardware. Vandersypen et al.[27] used seven spin-1/2 nuclei in a molecule as qubits to factor 15, Lanyon et al.[15], Lu et al.[17], and Politi et al.[24] implemented the compiled version of Shor's algorithm using photonic systems for factoring 15. Martín-López et al.[19] factored 21 using qubit recycling. Lucero et al.[18] used superconducting qubits to factor 15. Geller et al.[10] used a simplified version of Shor's algorithm for factoring products of the Fermat primes 3, 5, 17, 257, and 65537. Shor's algorithm is not only useful for solving integer factorization problem. It can be also used to solve other order finding problems. Very recently, Grosshans et al.[11] proposed factoring safe semi-primes using the quantum order finding algorithm which reduced the failure probability.

While Shor's algorithm is a Circuit Model algorithm, another equal (to a polynomial degree) branch of quantum computing, quantum adiabatic computing[9](QAC) can also be used to solve the integer factorization problem. Peng

*humblets@ornl.gov

†kais@purdue.edu

et al.[23] factored 21 using QAC and implemented this algorithm in a three qubit NMR quantum processor. Xu et al.[29] factored 143 using NMR technology. Schaller et al.[25] used multiplication tables to produce a set of equations and used those to produce a quadratic term cost function. Dridi et al.[8] further optimized the method using Gröbner bases, reducing the number of auxiliary variables and equations required.

In this contribution we introduce a new procedure for solving the integer factorization problem using quantum annealing. Our first step is a direct mathematical transformation of the problem to an Ising Hamiltonian. Next, in order to account for hardware constraints, we introduce a modified multiplication method which reduces the range of the coefficients in the cost function without increasing the number of qubits needed. The method is general, efficient, and does not rely on ad-hoc calculations.

Quantum annealing can use quantum fluctuations to solve optimization problems [13]. Quantum Adiabatic Computation as developed by Farhi et. al [9] deals with the same task, for a given complex Hamiltonian whose ground state gives the solution to the optimization problem, start with a ground state of a simple Hamiltonian and adiabatically evolve to the complex problem Hamiltonian. According to the adiabatic theorem[21], the system will come to rest in the ground state provided that the evolution is slow enough, preventing jumps to any excited state. At the end of the process the measured qubits will give the optimal solution to the problem within a bounded degree of certainty (assuming some noise in the closed system).

The time-dependent Hamiltonian of the quantum system is given by combining the initial Hamiltonian and the final Hamiltonian[1]

$$H(t) = (1 - \frac{t}{T})H_B + \frac{t}{T}H_P. \quad (1)$$

Here H_B is the initial Hamiltonian with known and easily constructible ground state which has the general form

$$H_B = - \sum \sigma_x^{(i)} \quad (2)$$

with σ_x the being x-basis. H_P is the final Hamiltonian whose ground state encodes the solution to a given instance of the optimization problem. Finding the prime factors will be mapped to the final Ising Hamiltonian of the general form

$$H_P = \sum h_i \sigma_z^{(i)} + \sum J_{ij} \sigma_z^{(i)} \sigma_z^{(j)} \quad (3)$$

where σ_z is the z-basis and the local fields h_i and the couplings J_{ij} define the factorization problem instance. H_P gives the total energy of the system.

The time dependent Hamiltonian $H(t)$ of the physical system evolves according to Schrödinger equation

$$i \frac{d}{dt} |\psi(t)\rangle = H(t) |\psi(t)\rangle \quad (4)$$

where $|\psi(t)\rangle$ is the state of the system at any time $t \in [0, T]$. Let $|\phi_i(t)\rangle$ be the i -th instantaneous eigenstate of $H(t)$, that is, $H(t) |\phi_i(t)\rangle = E_i(t) |\phi_i(t)\rangle$ holds through the entire evolution. If the system is initiated in the ground state $|\phi_0(t=0)\rangle$, then the evolution procedure needs to be slow enough to avoid exciting to the first excited state $|\phi_1(t)\rangle$. In the end, the system will stay at the instantaneous ground eigenstate $|\phi_0(t=T)\rangle$.

The direct method to factor $N = pq$, where p and q are prime numbers is to let $l_1 = \lfloor \log_2(p) \rfloor$, $l_2 = \lfloor \log_2(q) \rfloor$ and, without loss of generality, we take $p = (x_{l_1-1}x_{l_1-2}\dots x_1 1)_2$, $q = (x_{l_1+l_2-2}x_{l_1+l_2-3}\dots x_1 1)_2$, and $l_1 > l_2$ where x_i are binary numbers. So $p = \sum_{i=1}^{l_1-1} 2^i x_i + 1$ and $q = \sum_{j=l_1}^{l_1+l_2-2} 2^j x_j + 1$. We can define the cost function $f(x_1, x_2, x_3, x_4, \dots, x_{l_1+l_2-2}) = (N-pq)^2$. To reduce the order of the cost function to quadratic, we need $\binom{l_1}{2} + \binom{l_2}{2} = \frac{l_1(l_1-1)}{2} + \frac{l_2(l_2-1)}{2}$ auxiliary variables. If $l_1 = l_2 = l$, the number of auxiliary variables is $l \times (l-1)$. Plus the variables to denote the factors, we used $2 \times (l-1) + l \times (l-1) = (l+2) \times (l-1) = \mathcal{O}(l^2) = \mathcal{O}(\log^2(N))$ binary variables in total. We could also let $p = (1x_{l_1-2}\dots x_1 1)_2$, $q = (1x_{l_1+l_2-4}\dots x_{l_1-1} 1)_2$ when lengths of p and q are fixed.

To illustrate the method, we step through the factorization of $N = 15$. We have $\log_2(p) \leq 2 < n_2 = \log_2(q) < 4$, which means p is at most 2 bits, q is at most 3 bits, then we define $p = (x_1 1)_2 = x_1 * 2 + 1$, $q = (x_2 x_3 1)_2 = x_2 * 2^2 + x_3 * 2 + 1$, $x_i \in \{0, 1\}$, because p and q are prime numbers. The objective function $f(x_1, x_2, x_3) = (N-pq)^2$ to be minimized has the following form:

$$f = 128x_1x_2x_3 - 56x_1x_2 - 48x_1x_3 + 16x_2x_3 - 52x_1 - 52x_2 - 96x_3 + 196.$$

Now, we reduced the 3-local term to 2-local term as follows [3]: for $x, y, z \in \{0, 1\}$, $xy = z$ iff $xy - 2xz - 2yz + 3z = 0$, and $xy \neq z$ iff $xy - 2xz - 2yz + 3z > 0$. It is also easy to check that $x_1x_2x_3 = x_4x_3 + 2(x_1x_2 - 2x_1x_4 - 2x_2x_4 + 3x_4)$ if $x_4 = x_1x_2$, and $x_1x_2x_3 < x_4x_3 + 2(x_1x_2 - 2x_1x_4 - 2x_2x_4 + 3x_4)$ if $x_4 \neq x_1x_2$. Thus, the $x_1x_2x_3$ term could be transformed to quadratic form by replacing x_1x_2 with x_4 , plus a constrained condition as the penalty term:

$$\min(x_1x_2x_3) = \min(x_4x_3 + 2(x_1x_2 - 2x_1x_4 - 2x_2x_4 + 3x_4)) \quad (5)$$

Here we transformed the 3-local term to 2-local by introducing a new variable and replacing the constrained condition with a penalty term into the original function. We obtain (see Appendix A.1 for more detailed) an Ising function to be optimized with the local fields h^T and couplings J written as

$$\mathbf{h}^T = \begin{pmatrix} \sigma_z^{(1)} & \sigma_z^{(2)} & \sigma_z^{(3)} & \sigma_z^{(4)} \\ 58 & 50 & 12 & -80 \end{pmatrix} \quad \mathbf{J} = \begin{pmatrix} \sigma_z^{(1)} & \sigma_z^{(2)} & \sigma_z^{(3)} & \sigma_z^{(4)} \\ & 25 & -6 & -64 \\ & & 2 & -64 \\ & & & 16 \end{pmatrix}$$

1.1 Results

We use the D-Wave 2000Q quantum annealer to demonstrate the method. In order to solve problems on the D-Wave hardware we need to embed the problem Hamiltonian onto the *chimera* hardware graph while maintaining the energy minimization objective function [12]. This process requires users of the D-Wave system to solve two problems: minor embedding[5, 14] and parameter setting[6].

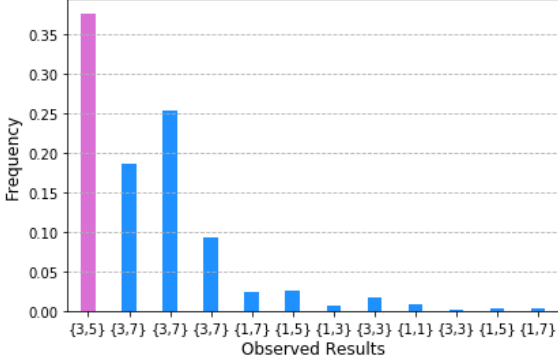
A *minor embedding* of $G(V, E)$ in $G'(V', E')$ is defined by a mapping $\phi : G \mapsto G'$ such that each vertex $v \in G$ is mapped to a connected subtree T_v of G' and if $(u, v) \in E$ then there exist $i_u, i_v \in G'$ such that $i_u \in T_u, i_v \in T_v$ and $(i_u, i_v) \in E'$. If such a mapping ϕ exists between G and G' , we say G is a *minor* of G' and we use $G \leq_m G'$ to denote such relationship.

In parameter setting, we assign each node and each edge in the minor embedding graph such that: (1) for each node in the tree T_i expanded by the same vertex i , its value h'_{i_k} satisfies $\sum h'_{i_k} = h_i$, (2) for each edge in the tree T_i expanded by the same vertex i , the value $J_{i_k, i_{k'}}$ needs to be large enough to make sure all physical qubits that correspond to the same logical qubit to be of the same value and (3) for each edge in the minor embedding graph which is in the original graph, we could use the same J_{ij} value.

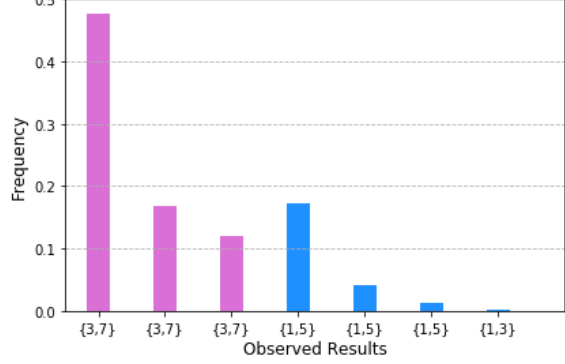
The experimental results of factoring 15 and 21 are shown in Figure 1. We collected the data after repeating 10000 times to find out the frequencies of getting each result. The same result (like $\{3, 7\}$ in the Figure 1 (a) and (b)) may happen when they differ only on the auxiliary bits.

In order to factor larger numbers and perform the quantum annealing on the D-wave machine with reasonable mitigation of control hardware bits of precision, we introduce the modified multiplication table method. The modified multiplication table method allows us to reduce the range of Ising parameter values used as coefficients to the qubits and couplers, thereby reducing the bits of precision required by control hardware to satisfy the final Hamiltonian.

The modified multiplication table method uses local minimizations of the product of individual bits in the bit strings of p and q to reduce the number of variables needed in the global minimization of the final Hamiltonian. In addition to reducing the number of logical qubits needed to describe the final Hamiltonian, this method also shrinks the range of coefficient values needed to describe the final Hamiltonian. Of note is that the modified multiplication table method did not eliminate the need for 4-body and 3-body terms to be reduced to quadratic terms, but it did reduce the number of these higher body terms making it possible for us to embed them on the D-Wave hardware. We used approximately $\log(N)$ binary variables to denote the factors and about $\log(N)$ binary variables to denote the carries where N is the number to be factored, plus $\log^2(N)/4$ auxiliary binary variables in this scheme. In total, we need roughly $\log^2(N)/4$ binary variables (qubits).



(a) Factoring 15 with annealing time 200



(b) Factoring 21 with annealing time 2000

Figure 1: Experimental results on D-Wave machine: rates of getting different solutions. For example, the (3, 5) in the x-axis denotes the factorization of 15 is 3 multiplied by 5, the number in y-axis denotes the rate to get this factorization.

For an illustrative example, we consider factoring $143 = 11 \times 13$. We have the multiplication table[7]. Instead of

Table 1: Multiplication table for $11 \times 13 = 143$ in binary.

	2^7	2^6	2^5	2^4	2^3	2^2	2^1	2^0
p					1	p_2	p_1	1
q					1	q_2	q_1	1
					1	p_2	p_1	1
			q_1	p_2q_1	p_1q_1	q_1		
		q_2	p_2q_2	p_1q_2	q_2			
		1	p_2	p_1	1			
carries		c_4	c_3	c_2	c_1			
$p \times q = 143$	1	0	0	0	1	1	1	1

using carries in every bits[7] [8],[22], we only use carries twice (let them to be c_1, c_2, c_3, c_4 with $(c_2c_1)_2 = c_2 \times 2 + c_1$, $(c_4c_3)_2 = c_4 \times 2 + c_3, c_i = 0, 1$) determined by the divided columns. This method skipped the step to calculate the system of equations for each column, thus greatly reduced the burden of computation. To determine how to divide the columns we need to balance the number of unknown variables (carries) and the range of coefficients in the problem Hamiltonian. Instead of making the sum of each column equal to every bits of the number to be factored as in a conventional multiplication table, we make each block of the multiplication table equal to the corresponding block of the number to be factored, thus greatly reducing the number of carry qubits used while keeping their coefficients in a reasonable range (given the hardware platform). The equations for these blocks give the following cost function $f(p_1, p_2, q_1, q_2, c_1, c_2, c_3, c_4)$ to be optimized (more details in Appendix A.2):

$$f = (2p_2 + 2p_1q_1 + 2q_2 - 8c_2 - 4c_1 + p_1 + q_1 - 3)^2 + (2q_1 + 2p_2q_2 + 2p_1 + 2c_2 - 8c_4 - 4c_3 + p_2q_1 + p_1q_2 + c_1 + 1)^2 + (q_2 + p_2 + c_3 + 2c_4 - 2)^2.$$

This function could be expanded and further simplified using the property $x^2 = x$ for $x = 0, 1$. But there will still be cubic terms like $c_1p_1q_1$ and quartic terms like $p_1p_2q_1q_2$. In order to convert it to Ising Hamiltonian, we need to reduce these high order terms to two order terms as explained in the Appendix A.2. Replacing p_1q_1 with t_1 , p_1q_2 with t_2 , p_2q_2 with t_3 , and p_2q_1 with t_4 , we used $2 \times 2 = 4$ auxiliary variables. After doing a variable conversion from p_1 to s_1 , p_2 to s_2 , q_1 to s_3 , q_2 to s_4 , ..., p_2q_1 to s_{12} as the final step, we transfer the cost function to an Ising type Hamiltonian as shown in Appendix A.2.

Next we embed the problem to D-wave machine using the following method (note: for larger N factoring experiments which can't be embedded directly using this method due to the limitation of the Chimera graph, we relied on a D-Wave provided heuristic embedding algorithm). If n qubits are needed in the Hamiltonian, we divides n into $\lceil \frac{n}{4} \rceil$ groups.

For each group, we use 4 copies of the nodes with each $h'_{i_k} = \frac{1}{4}h_{i_k}$. We assign each edge in the tree T_i the negative number with largest absolute value to make it a penalty term. This method guarantees the nodes correspond to the same original qubit have the same value. We assign each edge corresponds to the original edge in the problem graph the same J_{ij} value. The embedded graph to D-wave machine is in Figure 2.

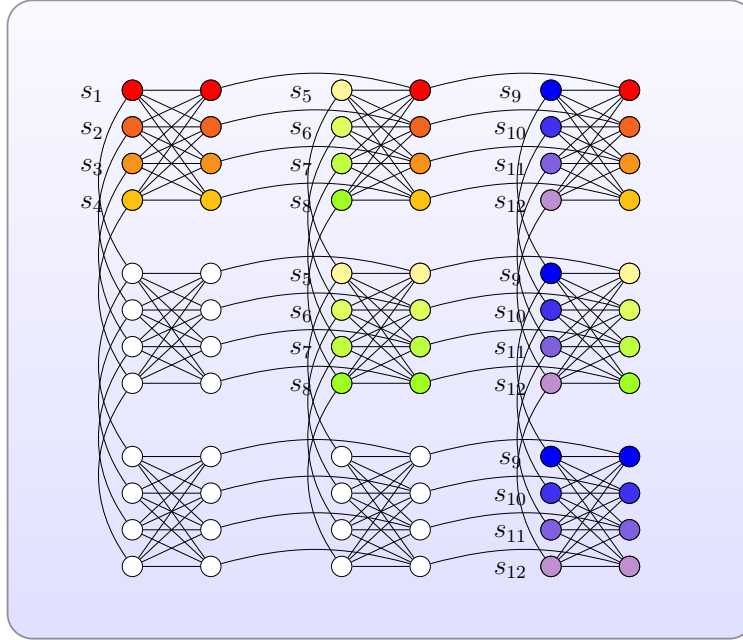


Figure 2: Embedding the factoring instance $N = 143$ to Chimera graph. The nodes with the same color denote the same original qubit, with their connected lines corresponding to strong couplings. The left footnotes refer to which spin the node was embedded.

The results graph are shown in Figure 3. The final state of the system will be $|1 - 1 - 1 1\rangle$ or $|-1 1 1 - 1\rangle$ with high probability, which corresponds to the solution $p = (1p_2p_1) = (1101)_2 = 13$ and $q = (1q_2q_1) = (1011)_2 = 11$ or $p = 11, q = 13$.

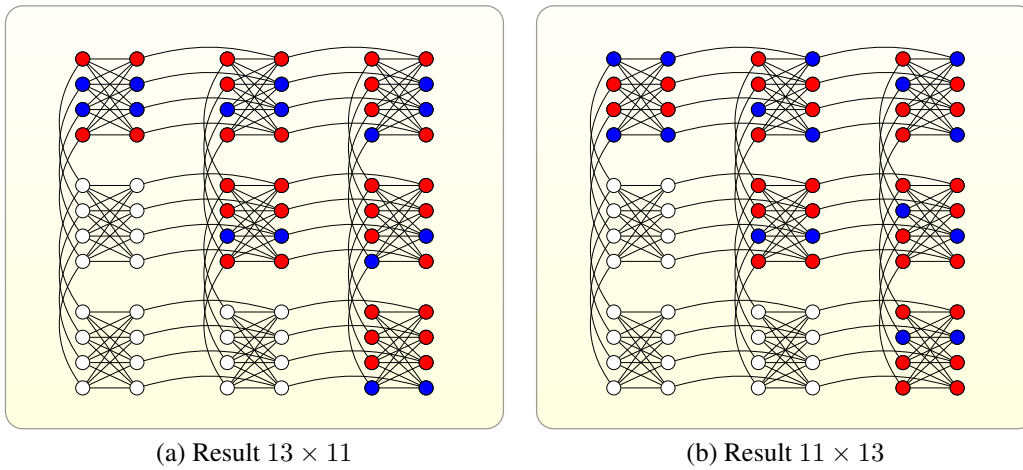


Figure 3: Experimental results on D-wave machine: final ground state of factoring 143. Nodes colored red denote $+1$, nodes colored blue denote -1 . (a) This graph shows $s_1 = 1, s_2 = -1, s_3 = -1, s_4 = 1$ which means $p = 1101, q = 1011$. (b) This graph shows $s_1 = -1, s_2 = 1, s_3 = 1, s_4 = -1$ which means $p = 1011, q = 1101$.

Next, we try to factorize larger numbers such as $N = 59989 = pq$, where $p > q$ are prime numbers. We start by fixing the length of the factors letting the binary representation of the factors be $p = (1p_6p_5p_4p_3p_2p_1)_2, q = (1q_6q_5q_4q_3q_2q_1)_2, p_i, q_i \in \{0, 1\}$. We can predefine how to divide the columns and the number of carries given the multiplication table is shown in Appendix A.3. Using the method described in factoring 143 we write the equations and the corresponding cost function of the factorization problem then convert the cost function to the Ising Hamiltonian. We need $6 \times 6 = 36$ auxiliary variables based on the same variable replacement rules stated in the previous section plus $6 + 6 = 12$ variables to denote the factors and 11 variables to denote the carries giving us a total number of variables needed of 59. Sometimes the carries in the multiplication table will overlap, like the case of factoring $376289 = 659 \times 571$ as in the multiplication table shown in Appendix A.4. In these circumstances, we need to add these carries in the table, then use the same method as before to find the corresponding Ising Hamiltonian. This Hamiltonian has $8 + 8 + 14 + 8 \times 8 = 94$ qubits. For the current RSA-768 record this method requires 147,456 qubits.

To embed it to the D-wave Chimera graph we used the predefined function *find_embedding* and *embed_problem* in the developer package for Python. From the result of these functions, the total qubits required using the Chimera graphs is 1070. This number could be further improved depending on the performance of the predefined functions. We could also design functions to find the best embedding on the Chimera graph. See [4][2] for more research works. Finally we used predefined functions *solve_ising* and *unembed_answer* to solve the problem.

2 Conclusions

This paper presents two general methods to factor integers using quantum annealing by converting the problem to an Ising Hamiltonian. Both methods use $\mathcal{O}(\log^2(N))$ qubits in total, where N is the number to be factored. As a proof-of-concept, we have used the methods to execute the factoring of integers on the D-Wave 200Q system, but these methods could be used on any other quantum annealing system with a similar number of qubits, qubit degree of connectivity, and parameter bits of precision. Assuming that quantum annealing hardware systems will continue to grow both their number of qubits and bits of precision capabilities, these methods offer a promising path to factor much larger numbers.

Methods We calculated the factors p and q of a coprime integer N using a implementation of the algorithms described in Sec. 1.1. The programmed implementation was written in C/C++ or Python using the XACC programming framework [20]. XACC enables integration of the D-Wave solver application programming interface (SAPI) using a directive-based programming model. Pre-processing of the input N generated the Ising parameters for a logical Hamiltonian that was then embedded into the hardware graph structure. For the 2000Q processor, the hardware graph was a complete 16-by-16 Chimera structure over 2048 qubits using the SAPI version 3.0 *sapi_findembedding* method, which is based on the Cai, Macready and Roy randomized algorithm [4]. Access to these methods were managed using the XACC *dwsapi-embedding* plugin [20]. The corresponding biases and couplings for the embedded problem were generated using the logical Ising parameters. The output of the embedding was a program implementation of the physical Ising model that was submitted for execution on the D-Wave processor. Additional parameters for the execution included the number of samples S and the annealing duration T . The default annealing schedule for the 2000Q was used for all executions. The output from each of the S executions was a measured binary string designating ± 1 values for each spin variable. The number of samples was $S = 10,000$. Each returned string was then classified according to the corresponding energy for the physical Ising model and subsequently decoded according to the algorithm in Sec. 1.1 into the factors p and q . A histogram of all solutions returned for a specific annealing time was recorded.

Acknowledgements Access to the D-Wave 2000Q was provided by the Quantum Computing Institute at Oak Ridge National Laboratory and Google quantum artificial intelligence lab, USRA-purdue. This manuscript has been authored by UT-Battelle, LLC under Contract No. DE-AC05-00OR22725 with the U.S. Department of Energy. The United States Government retains and the publisher, by accepting the article for publication, acknowledges that the United States Government retains a non-exclusive, paid-up, irrevocable, worldwide license to publish or reproduce the published form of this manuscript, or allow others to do so, for United States Government purposes. The Department of Energy will provide public access to these results of federally sponsored research in accordance with the DOE Public Access Plan (<http://energy.gov/downloads/doe-public-access-plan>).

Author Contribution S.K. and T.S.H. designed the research, S.J. performed the calculations, S.J. and K.A.B. run simulations on the D-Wave machine. All authors analyzed the data and wrote the paper.

References

- [1] Tameem Albash and Daniel A. Lidar. Adiabatic quantum computation. *Rev. Mod. Phys.*, 90:015002, Jan 2018.
- [2] Tomas Boothby, Andrew D King, and Aidan Roy. Fast clique minor generation in chimera qubit connectivity graphs. *Quantum Information Processing*, 15(1):495–508, 2016.
- [3] Endre Boros and Peter L. Hammer. Pseudo-boolean optimization. 2001.
- [4] Jun Cai, William G Macready, and Aidan Roy. A practical heuristic for finding graph minors. *arXiv preprint arXiv:1406.2741*, 2014.
- [5] Vicky Choi. Minor-embedding in adiabatic quantum computation: I. the parameter setting problem. *Quantum Information Processing*, 7(5):193–209, 2008.
- [6] Vicky Choi. Minor-embedding in adiabatic quantum computation: II. minor-universal graph design. *Quantum Information Processing*, 10(3):343–353, 2011.
- [7] Nikesh S Dattani and Nathaniel Bryans. Quantum factorization of 56153 with only 4 qubits. *arXiv preprint arXiv:1411.6758*, 2014.
- [8] Raouf Dridi and Hedayat Alghassi. Prime factorization using quantum annealing and computational algebraic geometry. *Scientific Reports*, 7, 2017.
- [9] Edward Farhi, Jeffrey Goldstone, Sam Gutmann, Joshua Lapan, Andrew Lundgren, and Daniel Preda. A quantum adiabatic evolution algorithm applied to random instances of an NP-complete problem. *Science*, 292(5516):472–475, 2001.
- [10] Michael R Geller and Zhongyuan Zhou. Factoring 51 and 85 with 8 qubits. *Scientific reports*, 3, 2013.
- [11] Frédéric Grosshans, Thomas Lawson, François Morain, and Benjamin Smith. Factoring safe semiprimes with a single quantum query. *arXiv preprint arXiv:1511.04385*, 2015.
- [12] Travis S Humble, Alexander J McCaskey, Ryan S Bennink, Jay J Billings, Eduardo F D’Azevedo, Blair D Sullivan, Christine F Klymko, and Hedayat Seddiqi. An integrated programming and development environment for adiabatic quantum optimization. *Computational Science and Discovery*, 7(1):015006, 2014.
- [13] Tadashi Kadowaki and Hidetoshi Nishimori. Quantum annealing in the transverse ising model. *Physical Review E*, 58(5):5355, 1998.
- [14] Christine Klymko, Blair D. Sullivan, and Travis S. Humble. Adiabatic quantum programming: minor embedding with hard faults. *Quantum Information Processing*, 13(3):709–729, 2014.
- [15] BP Lanyon, TJ Weinhold, Nathan K Langford, M Barbieri, DFV James, Alexei Gilchrist, and AG White. Experimental demonstration of a compiled version of shor’s algorithm with quantum entanglement. *Physical Review Letters*, 99(25):250505, 2007.
- [16] Arjen K Lenstra, Hendrik W Lenstra Jr, Mark S Manasse, and John M Pollard. The number field sieve. In *Proceedings of the twenty-second annual ACM symposium on Theory of computing*, pages 564–572. ACM, 1990.
- [17] Chao-Yang Lu, Daniel E Browne, Tao Yang, and Jian-Wei Pan. Demonstration of a compiled version of shor’s quantum factoring algorithm using photonic qubits. *Physical Review Letters*, 99(25):250504, 2007.
- [18] Erik Lucero, Rami Barends, Yu Chen, Julian Kelly, Matteo Mariantoni, Anthony Megrant, Peter O’Malley, Daniel Sank, Amit Vainsencher, James Wenner, et al. Computing prime factors with a josephson phase qubit quantum processor. *Nature Physics*, 8(10):719–723, 2012.
- [19] Enrique Martín-López, Anthony Laing, Thomas Lawson, Roberto Alvarez, Xiao-Qi Zhou, and Jeremy L O’Brien. Experimental realization of shor’s quantum factoring algorithm using qubit recycling. *Nature Photonics*, 6(11):773–776, 2012.
- [20] Alexander J McCaskey, Eugene F Dumitrescu, Dmitry Liakh, Mengsu Chen, Wu-chun Feng, and Travis S Humble. Extreme-scale programming model for quantum acceleration within high performance computing. *arXiv preprint arXiv:1710.01794*, 2017.
- [21] A. Messiah. *Quantum Mechanics: Volume 2*. North-Holland Publishing Company, 1962.
- [22] Soham Pal, Saranyo Moitra, VS Anjusha, Anil Kumar, and TS Mahesh. Hybrid scheme for factorization: Factoring 551 using a 3-qubit nmr quantum adiabatic processor. *arXiv preprint arXiv:1611.00998*, 2016.
- [23] Xinhua Peng, Zeyang Liao, Nanyang Xu, Gan Qin, Xianyi Zhou, Dieter Suter, and Jiangfeng Du. Quantum adiabatic algorithm for factorization and its experimental implementation. *Physical Review Letters*, 101(22):220405, 2008.

- [24] Alberto Politi, Jonathan CF Matthews, and Jeremy L O'brien. Shor's quantum factoring algorithm on a photonic chip. *Science*, 325(5945):1221–1221, 2009.
- [25] Gernot Schaller and Ralf Schützhold. The role of symmetries in adiabatic quantum algorithms. *arXiv preprint arXiv:0708.1882*, 2007.
- [26] Peter W Shor. Polynomial-time algorithms for prime factorization and discrete logarithms on a quantum computer. *SIAM review*, 41(2):303–332, 1999.
- [27] Lieven MK Vandersypen, Matthias Steffen, Gregory Breyta, Costantino S Yannoni, Mark H Sherwood, and Isaac L Chuang. Experimental realization of shor's quantum factoring algorithm using nuclear magnetic resonance. *Nature*, 414(6866):883–887, 2001.
- [28] Samuel S Wagstaff. *The Joy of Factoring*, volume 68. American Mathematical Soc., 2013.
- [29] Nanyang Xu, Jing Zhu, Dawei Lu, Xianyi Zhou, Xinhua Peng, and Jiangfeng Du. Quantum factorization of 143 on a dipolar-coupling nuclear magnetic resonance system. *Physical review letters*, 108(13):130501, 2012.

A Appendix

A.1 Factoring $N = 15 = 5 \times 3$

Define $p = (x_1 1)_2 = x_1 * 2 + 1$, $q = (x_2 x_3 1)_2 = x_2 * 2^2 + x_3 * 2 + 1$, $x_i \in \{0, 1\}$, p and q are prime numbers. The cost function is

$$\begin{aligned}
& f(x_1, x_2, x_3) \\
&= (N - pq)^2 \\
&= [15 - (x_1 * 2 + 1)(x_3 * 2^2 + x_2 * 2 + 1)]^2 \\
&= 128x_1x_2x_3 - 56x_1x_2 - 48x_1x_3 + 16x_2x_3 - 52x_1 - 52x_2 - 96x_3 + 196.
\end{aligned}$$

Use the replacement in Eq.6, we got

$$\begin{aligned}
& f'(x_1, x_2, x_3, x_4) \\
&= 128(x_4x_3 + 2(x_1x_2 - 2x_1x_4 - 2x_2x_4 + 3x_4)) - 56x_1x_2 - 48x_1x_3 + 16x_2x_3 \\
&\quad - 52x_1 - 52x_2 - 96x_3 + 196 \\
&= 200x_1x_2 - 48x_1x_3 - 512x_1x_4 + 16x_2x_3 - 512x_2x_4 + 128x_3x_4 \\
&\quad - 52x_1 - 52x_2 - 96x_3 + 768x_4 + 196.
\end{aligned}$$

with

$$\min_{x_1x_2=x_4} f(x_1, x_2, x_3, x_4) = \min f'(x_1, x_2, x_3, x_4)$$

because the coefficient of $x_1x_2x_3$ term is positive.

Then we do variable replacement using $x_i = \frac{1-s_i}{2}$, $i = 1, 2, 3, 4$

$$\begin{aligned}
& f'(x_1, x_2, x_3, x_4) \\
&= 200 \frac{1-s_1}{2} \frac{1-s_2}{2} - 48 \frac{1-s_1}{2} \frac{1-s_3}{2} - 512 \frac{1-s_1}{2} \frac{1-s_4}{2} + 16 \frac{1-s_2}{2} \frac{1-s_3}{2} \\
&\quad - 512 \frac{1-s_2}{2} \frac{1-s_4}{2} + 128 \frac{1-s_3}{2} \frac{1-s_4}{2} - 52 \frac{1-s_1}{2} - 52 \frac{1-s_2}{2} \\
&\quad - 96 \frac{1-s_3}{2} + 768 \frac{1-s_4}{2} + 196 \\
&= 116s_1 + 100s_2 + 24s_3 - 160s_4 + 50s_1s_2 - 12s_1s_3 - 128s_1s_4 + 4s_2s_3 - 128s_2s_4 + 32s_3s_4 + 298 \\
&= 2g(s_1, s_2, s_3, s_4)
\end{aligned}$$

$g(s_1, s_2, s_3, s_4)$ is the energy function of

$$\begin{aligned}
& H_P(\sigma_z^{(1)}, \sigma_z^{(2)}, \sigma_z^{(3)}, \sigma_z^{(4)}) \\
&= 58\sigma_z^{(1)} + 50\sigma_z^{(2)} + 12\sigma_z^{(3)} - 80\sigma_z^{(4)} + 25\sigma_z^{(1)}\sigma_z^{(2)} - 6\sigma_z^{(1)}\sigma_z^{(3)} - 64\sigma_z^{(1)}\sigma_z^{(4)} + 2\sigma_z^{(2)}\sigma_z^{(3)} - 64\sigma_z^{(2)}\sigma_z^{(4)} \\
&\quad + 16\sigma_z^{(3)}\sigma_z^{(4)} + 149I.
\end{aligned}$$

A.2 Factoring $N = 143 = 13 \times 11$

From multiplication table 1, we could get the equations for each blocks

$$\begin{aligned}(p_2 + p_1q_1 + q_2 - (c_2 \times 4 + c_1 \times 2)) \times 2 + (p_1 + q_1) &= (11)_2 = 3 \\ (q_1 + p_2q_2 + p_1 + c_2 - (c_4 \times 4 + c_3 \times 2)) \times 2 + (1 + p_2q_1 + p_1q_2 + 1 + c_1) &= (01)_2 = 1 \\ (1 + c_4) \times 2 + (q_2 + p_2 + c_3) &= (100)_2 = 4\end{aligned}$$

They could be further simplified as

$$\begin{aligned}2p_2 + 2p_1q_1 + 2q_2 - 8c_2 - 4c_1 + p_1 + q_1 - 3 &= 0 \\ 2q_1 + 2p_2q_2 + 2p_1 + 2c_2 - 8c_4 - 4c_3 + p_2q_1 + p_1q_2 + c_1 + 1 &= 0 \\ q_2 + p_2 + c_3 + 2c_4 - 2 &= 0\end{aligned}$$

We define the cost function to be squares of the left of equations. That is

$$\begin{aligned}f(p_1, p_2, q_1, q_2, c_1, c_2, c_3, c_4) \\ = (2p_2 + 2p_1q_1 + 2q_2 - 8c_2 - 4c_1 + p_1 + q_1 - 3)^2 + (2q_1 + 2p_2q_2 + 2p_1 + 2c_2 - 8c_4 - 4c_3 + p_2q_1 + p_1q_2 + c_1 + 1)^2 \\ + (q_2 + p_2 + c_3 + 2c_4 - 2)^2\end{aligned}$$

Expand and simplify the function using the property $x^2 = x$ for $x = 0, 1$. Then reduce the higher order terms to two order terms according to the following rule noticing that there will be negative high order terms:

$$\begin{cases} x_1x_2x_3 = x_4x_3 + 2(x_1x_2 - 2x_1x_4 - 2x_2x_4 + 3x_4) & \text{if } x_4 = x_1x_2 \\ x_1x_2x_3 < x_4x_3 + 2(x_1x_2 - 2x_1x_4 - 2x_2x_4 + 3x_4) & \text{if } x_4 \neq x_1x_2 \end{cases}$$

and

$$\begin{cases} -x_1x_2x_3 = -x_4x_3 + 2(x_1x_2 - 2x_1x_4 - 2x_2x_4 + 3x_4) & \text{if } x_4 = x_1x_2 \\ -x_1x_2x_3 < -x_4x_3 + 2(x_1x_2 - 2x_1x_4 - 2x_2x_4 + 3x_4) & \text{if } x_4 \neq x_1x_2 \end{cases}$$

So the negative term $-x_1x_2x_3$ could be transformed to quadratic term in the same way as the positive term $x_1x_2x_3$.

The cost function could be minimized as long as the transformed one is minimized

$$\min(x_1x_2x_3) = \min(x_4x_3 + 2(x_1x_2 - 2x_1x_4 - 2x_2x_4 + 3x_4)) \quad (6)$$

$$\min(-x_1x_2x_3) = \min(-x_4x_3 + 2(x_1x_2 - 2x_1x_4 - 2x_2x_4 + 3x_4)) \quad (7)$$

Replace p_1q_1 with t_1 , p_1q_2 with t_2 , p_2q_2 with t_3 , p_2q_1 with t_4 , using the variable replacement rule if the coefficient of the term is positive or negative respectively. The cost function becomes

$$\begin{aligned}f(p_1, p_2, q_1, q_2, c_1, c_2, c_3, c_4, t_1, t_2, t_3, t_4) \\ = 43c_1 + 120c_2 + 5c_3 + 44c_4 + 3p_1 - 11p_2 + 3q_1 - 11q_2 + 444t_1 + 252t_2 + 372t_3 + 252t_4 + 68c_1c_2 - 8c_1c_3 \\ - 16c_1c_4 - 16c_2c_3 - 32c_2c_4 + 68c_3c_4 - 4c_1p_1 - 16c_1p_2 - 8c_2p_1 - 32c_2p_2 - 16c_3p_1 + 2c_3p_2 - 32c_4p_1 + 4c_4p_2 \\ - 4c_1q_1 - 16c_1q_2 - 8c_2q_1 - 32c_2q_2 - 16c_3q_1 + 2c_3q_2 - 32c_4q_1 + 4c_4q_2 - 16c_1t_1 + 2c_1t_2 - 32c_2t_1 + 4c_1t_3 \\ + 4c_2t_2 + 2c_1t_4 + 8c_2t_3 - 8c_3t_2 + 4c_2t_4 - 16c_3t_3 - 16c_4t_2 - 8c_3t_4 - 32c_4t_3 - 16c_4t_4 + 4p_1p_2 + 158p_1q_1 \\ + 95p_1q_2 + 95p_2q_1 + 142p_2q_2 + 4q_1q_2 - 296p_1t_1 - 168p_1t_2 + 12p_2t_1 + 12p_2t_2 - 248p_2t_3 - 168p_2t_4 - 296q_1t_1 \\ + 12q_2t_1 - 168q_2t_2 - 168q_1t_4 - 248q_2t_3 + 12q_2t_4 + 2t_1t_3 + 14\end{aligned}$$

Then we do a variable transformation to make the variable in the domain $\{-1, 1\}$ using $x_i = \frac{1-s_i}{2}$ if we let $x_1 = p_1, x_2 = p_2, \dots, x_{12} = t_4$.

$$\begin{array}{cccccccccccc}
p_1 & p_2 & q_1 & q_2 & c_1 & c_2 & c_3 & c_4 & t_1 & t_2 & t_3 & t_4 \\
\downarrow & \downarrow & \downarrow & \downarrow & \downarrow & \downarrow & \downarrow & \downarrow & \downarrow & \downarrow & \downarrow & \downarrow \\
s_1 & s_2 & s_3 & s_4 & s_5 & s_6 & s_7 & s_8 & s_9 & s_{10} & s_{11} & s_{12}
\end{array}$$

$$\begin{aligned}
& f'(p_1, p_2, q_1, q_2, c_1, c_2, c_3, c_4, t_1, t_2, t_3, t_4) \\
&= 2f(p_1, p_2, q_1, q_2, c_1, c_2, c_3, c_4, t_1, t_2, t_3, t_4) \\
&= (261s_1)/2 + (215s_2)/2 + (261s_3)/2 + (215s_4)/2 - 41s_5 - 82s_6 + 3s_7 + 6s_8 - 137s_9 - 81s_{10} - 107s_{11} - 81s_{12} \\
&\quad + 2s_1s_2 + 79s_1s_3 + (95s_1s_4)/2 + (95s_2s_3)/2 - 2s_1s_5 + 71s_2s_4 - 4s_1s_6 - 8s_2s_5 + 2s_3s_4 - 8s_1s_7 - 16s_2s_6 \\
&\quad - 2s_3s_5 - 16s_1s_8 + s_2s_7 - 4s_3s_6 - 8s_4s_5 - 148s_1s_9 + 2s_2s_8 - 8s_3s_7 - 16s_4s_6 - 84s_1s_{10} + 6s_2s_9 - 16s_3s_8 \\
&\quad + s_4s_7 + 34s_5s_6 + 6s_2s_{10} - 148s_3s_9 + 2s_4s_8 - 4s_5s_7 - 124s_2s_{11} + 6s_4s_9 - 8s_5s_8 - 8s_6s_7 - 84s_2s_{12} - 84s_4s_{10} \\
&\quad - 8s_5s_9 - 16s_6s_8 - 84s_3s_{12} - 124s_4s_{11} + s_5s_{10} - 16s_6s_9 + 34s_7s_8 + 6s_4s_{12} + 2s_5s_{11} + 2s_6s_{10} + s_5s_{12} + 4s_6s_{11} \\
&\quad - 4s_7s_{10} + 2s_6s_{12} - 8s_7s_{11} - 8s_8s_{10} - 4s_7s_{12} - 16s_8s_{11} - 8s_8s_{12} + s_9s_{11} + 794
\end{aligned}$$

The corresponding Ising Hamiltonian with local fields is

$$\mathbf{h}^T = \begin{pmatrix} \sigma_z^{(1)} & \sigma_z^{(2)} & \sigma_z^{(3)} & \sigma_z^{(4)} & \sigma_z^{(5)} & \sigma_z^{(6)} & \sigma_z^{(7)} & \sigma_z^{(8)} & \sigma_z^{(9)} & \sigma_z^{(10)} & \sigma_z^{(11)} & \sigma_z^{(12)} \\ 130.5 & 107.5 & 130.5 & 107.5 & -41 & -82 & 3 & 6 & -137 & -81 & -107 & -81 \end{pmatrix}$$

and the coupling terms:

$$\mathbf{J} = \begin{pmatrix} \sigma_z^{(1)} & \sigma_z^{(2)} & \sigma_z^{(3)} & \sigma_z^{(4)} & \sigma_z^{(5)} & \sigma_z^{(6)} & \sigma_z^{(7)} & \sigma_z^{(8)} & \sigma_z^{(9)} & \sigma_z^{(10)} & \sigma_z^{(11)} & \sigma_z^{(12)} \\ & 2 & 79 & 47.5 & -2 & -4 & -8 & -16 & -148 & -84 & 0 & 0 \\ & & 47.5 & 71 & -8 & -16 & 1 & 2 & 6 & 6 & -124 & -84 \\ & & & 2 & -2 & -4 & -8 & -16 & -148 & 0 & 0 & -84 \\ & & & & -8 & -16 & 1 & 2 & 6 & -84 & -124 & 6 \\ & & & & & 34 & -4 & -8 & -8 & 1 & 2 & 1 \\ & & & & & & -8 & -16 & -16 & 2 & 4 & 2 \\ & & & & & & & 34 & 0 & -4 & -8 & -4 \\ & & & & & & & & 0 & -8 & -16 & -8 \\ & & & & & & & & & 0 & 1 & 0 \\ & & & & & & & & & & 0 & 0 \\ & & & & & & & & & & & 0 \\ & & & & & & & & & & & 0 \end{pmatrix}$$

A.3 Factoring $N = 59989 = 251 \times 239$

The following table shows how to divide the columns to blocks. The lengths of each carries ($c_{11}c_{10}c_9$, $c_8c_7c_6$, $c_5c_4c_3$, c_2c_1) are determined by what is the largest carry for the numbers in right next block are (assuming each variable to be 1, then add them up). For example, the maximum carry for the right-most block (except the least significant bit) is 3 which is 11 in binary, so the length of the carry for this block is 2 which is represented as c_2c_1 .

A.4 Factoring $N = 376289 = 659 \times 571$

The following table shows the carries $c_{14}c_{13}$, $c_{12}c_{11}c_{10}$, $c_9c_8c_7c_6$, $c_5c_4c_3$, c_2c_1 for corresponding blocks. There are overlaps in the column 2^{14} .

Table 2: Multiplication table for $251 \times 239 = 59989$ in binary.

	2^{15}	2^{14}	2^{13}	2^{12}	2^{11}	2^{10}	2^9	2^8	2^7	2^6	2^5	2^4	2^3	2^2	2^1	2^0
p									1	p_6	p_5	p_4	p_3	p_2	p_1	1
q									1	q_6	q_5	q_4	q_3	q_2	q_1	1
									1	p_6	p_5	p_4	p_3	p_2	p_1	1
								q_1	p_6q_1	p_5q_1	p_4q_1	p_3q_1	p_2q_1	p_1q_1	q_1	
							q_2	p_6q_2	p_5q_2	p_4q_2	p_3q_2	p_2q_2	p_1q_2	q_2		
						q_3	p_6q_3	p_5q_3	p_4q_3	p_3q_3	p_2q_3	p_1q_3	q_3			
				q_4	p_6q_4	p_5q_4	p_4q_4	p_3q_4	p_2q_4	p_1q_4	q_4					
			q_5	p_6q_5	p_5q_5	p_4q_5	p_3q_5	p_2q_5	p_1q_5	q_5						
		q_6	p_6q_6	p_5q_6	p_4q_6	p_3q_6	p_2q_6	p_1q_6	q_6							
	1	p_6	p_5	p_4	p_3	p_2	p_1	1								
	c_{11}	c_{10}	c_9	c_8	c_7	c_6	c_5	c_4	c_3		c_2	c_1				
	1	1	1	0	1	0	1	0	0	1	0	1	0	1	0	1

Table 3: Multiplication table for $659 \times 571 = 376289$ in binary.

	2^{18}	2^{17}	2^{16}	2^{15}	2^{14}	2^{13}	2^{12}	2^{11}	2^{10}	2^9	2^8	2^7	2^6	2^5	2^4	2^3	2^2	2^1	2^0
										1	p_8	p_7	p_6	p_5	p_4	p_3	p_2	p_1	1
										1	q_8	q_7	q_6	q_5	q_4	q_3	q_2	q_1	1
										1	p_8	p_7	p_6	p_5	p_4	p_3	p_2	p_1	1
								q_1	p_8q_1	p_7q_1	p_6q_1	p_5q_1	p_4q_1	p_3q_1	p_2q_1	p_1q_1	q_1		
							q_2	p_8q_2	p_7q_2	p_6q_2	p_5q_2	p_4q_2	p_3q_2	p_2q_2	p_1q_2	q_2			
						q_3	p_8q_3	p_7q_3	p_6q_3	p_5q_3	p_4q_3	p_3q_3	p_2q_3	p_1q_3	q_3				
				q_4	p_8q_4	p_7q_4	p_6q_4	p_5q_4	p_4q_4	p_3q_4	p_2q_4	p_1q_4	q_4						
			q_5	p_8q_5	p_7q_5	p_6q_5	p_5q_5	p_4q_5	p_3q_5	p_2q_5	p_1q_5	q_5							
			q_6	p_8q_6	p_7q_6	p_6q_6	p_5q_6	p_4q_6	p_3q_6	p_2q_6	p_1q_6	q_6							
			q_7	p_8q_7	p_7q_7	p_6q_7	p_5q_7	p_4q_7	p_3q_7	p_2q_7	p_1q_7	q_7							
		q_8	p_8q_8	p_7q_8	p_6q_8	p_5q_8	p_4q_8	p_3q_8	p_2q_8	p_1q_8	q_8								
	1	p_8	p_7	p_6	p_5	p_4	p_3	p_2	p_1	1									
	c_{14}	c_{13}		c_9	c_8	c_7	c_6	c_5	c_4	c_3		c_2	c_1						
	1	0	1	1	0	1	1	1	1	0	1	1	1	1	0	0	0	0	1