

Temperature in a Peierls-Boltzmann Treatment of Nonlocal Phonon Heat Transport

Philip B. Allen*

Department of Physics and Astronomy, Stony Brook University, Stony Brook, NY 11794-3800, USA

Vasili Perebeinos

Skolkovo Institute of Science and Technology, 3 Nobel Street, Skolkovo, Moscow Region 143025, Russia

(Dated: October 29, 2021)

In nonmagnetic insulators, phonons are the carriers of heat. If heat enters in a region and temperature is measured at a point within phonon mean free paths of the heated region, ballistic propagation causes a nonlocal relation between local temperature and heat insertion. This paper focusses on the solution of the exact Peierls-Boltzmann equation (PBE), the relaxation time approximation (RTA), and the definition of local temperature needed in both cases. The concept of a non-local “thermal susceptibility” (analogous to charge susceptibility) is defined. A formal solution is obtained for heating with a single Fourier component $P(\vec{r}, t) = P_0 \exp(i\vec{k} \cdot \vec{r} - i\omega t)$, where P is the local rate of heating). The results are illustrated by Debye model calculations in RTA for a three-dimensional periodic system where heat is added and removed with $P(\vec{r}, t) = P(x)$ from isolated evenly spaced segments with period L in x . The ratio L/ℓ_{\min} is varied from 6 to ∞ , where ℓ_{\min} is the minimum mean free path. The Debye phonons are assumed to scatter anharmonically with mean free paths varying as $\ell_{\min}(q_D/q)^2$ where q_D is the Debye wavevector. The results illustrate the expected local (diffusive) response for $\ell_{\min} \ll L$, and a diffusive to ballistic crossover as ℓ_{\min} increases toward the scale L . The results also illustrate the confusing problem of temperature definition. This confusion is not present in the exact treatment but occurs in RTA.

I. INTRODUCTION

Phonons have diverse mean free paths ℓ_Q , diverging as ω_Q^{-p} at low frequencies. The power p is also diverse. For anharmonic scattering, computations¹⁻³ and experiment⁴ confirm Herring’s⁵ predictions: for scattering by N (normal) processes, $p = 2$ and by U (Umklapp) processes, $p = 3$. For scattering by defects (Rayleigh scattering) $p = 4$. This diversity is revealed as nonlocality (often designated as the “ballistic/diffusive crossover”) in the relation between phonon heat current and temperature or temperature gradient. Early discussions of nonlocality (*e.g.* ref. 6) considered transport in media bounded only perpendicular to the direction of the current. The more fundamental non-locality for finite size parallel to the current has been discussed for phonon transport since at least 1980⁷⁻¹¹. It causes interesting complexities at submicron length scales^{10,12,13}, currently a topic under intense study. This paper uses phonon quasiparticle theory as described by the Peierls-Boltzmann equation (PBE)¹⁴. The PBE is actually $3nN$ equations, one for the distribution N_Q of each phonon mode $Q = (\vec{q}, s)$, where \vec{q} is one of the N wavevectors of the crystal with N unit cells, and s runs over the $3n$ branches.

The quasiparticle distribution N_Q is driven by external heating at a rate $P(\vec{r}, t)$. This driving is described by a term in the PBE which has only recently been discussed¹⁵⁻¹⁸. The heating P causes the temperature to have new spatial variation $T = T_0 + \Delta T(\vec{r}, t)$. Thus there are $3nN + 2$ fields, $N_Q(\vec{r}, t)$, $P(\vec{r}, t)$, and $\Delta T(\vec{r}, t)$. Typically P is predetermined, and ΔT should be calculated from N_Q and P . A new equation must be added to the $3nN$ PBE’s, in order to solve for $3nN + 1$ unknown

functions in terms of the given function P .

For the conventional bulk problem, everything is homogeneous in space and time. The heating P is distant from the region of interest, but has created a known heat current \vec{j} . The temperature is T_0 plus a constant gradient which can be measured. The thermal conductivity (the ratio of current to temperature gradient) can be computed from the PBE without need for an extra equation, since P is irrelevant, $\vec{\nabla}T$ is given, and \vec{j} is found from N_Q . It is now common to implement a “first-principles” anharmonic phonon theory^{19,20}. Codes that permit full inversion of the PBE^{21,22} are widely accessible. The results for simple semiconductors²³ are very impressive. Similar computations for spatially inhomogeneous situations are starting to emerge^{24,25}. PBE treatments using RTA are challenging enough. A good example is Ref. 18.

In the inhomogeneous case, measurement of $\Delta T(\vec{r}, t)$ is a challenge only partly solved, making computation (also only partly solved) an important issue. One object of this paper is to clarify what the additional equation should be. For the correct Boltzmann equation with energy conserved in microscopic phonon collisions, there is a single sensible answer, namely that the local energy density $U(\vec{r}, t)$ contained in the distribution functions N_Q should also be completely described by the local equilibrium distribution n_Q , a Bose-Einstein distribution with the local temperature $T(\vec{r}, t)$. We regard this as a definition of temperature in a spatially inhomogeneous situation. This definition seems compulsory within the context of kinetic theory. There should be no net local heat in the deviation $\Phi_Q = N_Q - n_Q$, even though Φ_Q contains all the heat current. Unfortunately, this “exact” energy conserving PBE is very challenging to solve in a nonlocal situation, and the relaxation time approximation (RTA)

is a desirable shortcut. There are two plausible candidates for the additional equation needed, when RTA is used. Neither is perfect. They cannot both be satisfied. They provide two alternative definitions of temperature, which can be regarded as a shortcoming of RTA when applied to spatially inhomogeneous situations. The first alternative is to use the same condition needed in the “exact” (meaning no RTA is used) theory. Surprisingly, this choice seems more problematic than the second definition, which arises by forcing the solution of the RTA-PBE to have no net energy changes caused by collisions. Energy conservation is strictly obeyed by each collision in the exact theory, and disobeyed in each collision in RTA. However, it is sensible to force it to be true on average in RTA. We compare the results of these two candidate extra conditions for a Debye model treated in RTA, and containing diverse phonon mean free paths.

It is convenient to formulate the theory in Fourier space, where the distribution function is $N_Q(\vec{k}, \omega)$. We will not use different notations for functions like N_Q when they are in coordinate or reciprocal space. The symbol N_Q will mean the distribution function, which can be in either real or reciprocal space representation. Specific variables (\vec{r}, t) or (\vec{k}, ω) will often be omitted unless a particular representation is being considered. For our numerical work using a Debye and RTA model, we will drop the time dependence. Variables will depend of \vec{r} or \vec{k} , but not on t or ω . But in the formal theoretical treatment, there is virtue in keeping time dependence as an option.

Suppose heat is supplied to an insulating solid at rate $P(\vec{r}, t)$, where $\int d\vec{r}P(\vec{r}, t) = 0$. This guarantees that after transients have died, a steady state exists with heat removal exactly compensating heat addition. A model (and time-independent) example is shown in Fig. 1. We assume that P is a small perturbation, which allows a linear approximation. The PBE, which governs the evolution of N_Q , becomes a linear equation, to be solved for ΔT and Φ_Q to linear order in the driving P .

We should acknowledge that there is no uniquely accepted definition of temperature for systems out of equilibrium. Rigorous thermodynamics may even reject the attempt²⁶. Attempts at general theories are available^{27–29}. We have two remarks. (1) If a measurement can be well interpreted in terms of a ΔT , this represents for us a sufficient definition for that problem. (2) A careful Boltzmann treatment with a correct quasiparticle scattering operator necessarily introduces a local temperature $T(\vec{r}, t)$; this is the object of our study. Many schemes for measuring $\Delta T(\vec{r}, t)$ have been devised and used^{30–32}; for example, transient thermal gratings³³ or stationary physical gratings³⁴. Molecular dynamics (MD) modelling^{35–37} also provides “data” of this type, and Monte Carlo simulations^{38,39} are useful.

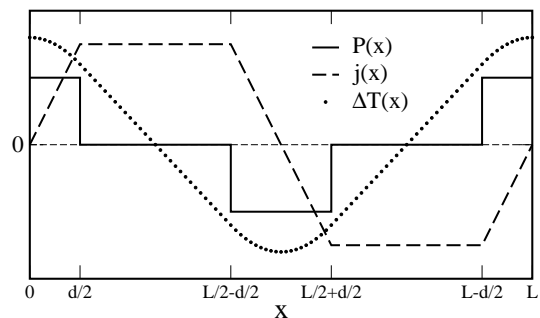


FIG. 1. One period $0 \leq x \leq L$ of a model periodic system (to be studied numerically in Sec. VII). Static heating $P(x)$ is done in segments of length d centered at $x = nL$. Equal removal of heat is done in similar segments located at $x = (n + 1/2)L$. Heat currents j obeying $\vec{\nabla} \cdot \vec{j} = P$ carry heat from hotter to colder regions. The temperature excursion $T(x) - T_0 = \Delta T(x)$ is shown in the local (or diffusive) limit, where $\kappa d^2 T/dx^2 = -P(x)$. Non-local effects on $T(x)$ are expected if x is within phonon mean free paths of regions of spatial variation of P . Heating P , current j , and temperature ΔT are all in arbitrary units.

II. BOLTZMANN EQUATION

If phonons are the only heat carrier, space and time variations not too rapid, and scattering not so strong as to degrade the phonon quasiparticle picture, then the PBE applies,

$$\frac{\partial N_Q}{\partial t} = \left(\frac{\partial N_Q}{\partial t} \right)_{\text{drift}} + \left(\frac{\partial N_Q}{\partial t} \right)_{\text{scatt}} + \left(\frac{\partial N_Q}{\partial t} \right)_{\text{ext}} \quad (1)$$

It is convenient to have a vector-space notation, where $|Q\rangle$ is a $3nN$ -vector containing the components of the normal mode eigenvectors and $|N\rangle$ is the distribution function. Its normal mode component is $N_Q = \langle Q|N\rangle$. In this notation, Eq. 1 is

$$\frac{\partial}{\partial t} |N\rangle = \frac{\partial}{\partial t} |N\rangle_{\text{drift}} + \frac{\partial}{\partial t} |N\rangle_{\text{scatt}} + \frac{\partial}{\partial t} |N\rangle_{\text{ext}} \quad (2)$$

This notation appears occasionally in the literature, *e.g.* Ref. 40. The phonon energy density $U(\vec{r}, t)$ or $U(\vec{k}, \omega)$ is

$$U = \frac{E}{V} = \frac{1}{V} \sum_Q \hbar \omega_Q N_Q = \frac{1}{V} \langle \hbar \Omega | N \rangle, \quad (3)$$

where V is the volume of the crystal. To clarify the compact vector notation, note that the unit operator can be written in normal mode space as $1 = \sum_Q |Q\rangle \langle Q|$. Then $U = (1/V) \sum_Q \langle \hbar \Omega | Q \rangle \langle Q | N \rangle$. The inner product $\langle \hbar \Omega | Q \rangle$ is just $\hbar \omega_Q$.

In the full Boltzmann equation⁴¹, the scattering term $(\partial N_Q / \partial t)_{\text{scatt}}$ is a complicated non-linear function of the distributions $N_{Q'}$. It conserves phonon energy but, because of Umklapp processes, crystal momentum \vec{q} is not conserved. Boltzmann’s H-theorem tells us⁴² that collisions cannot decrease entropy, only increase it, where

nonequilibrium entropy is defined for phonons as $S/k_B = \sum_Q [(N_Q + 1) \ln(N_Q + 1) - N_Q \ln N_Q]$. Entropy stops increasing when it reaches the maximum consistent with the available local phonon energy. This maximum occurs when N_Q evolves to the Bose distribution $n_Q(T(\vec{r}, t))$, where the definition of local temperature $T(\vec{r}, t)$ is that

$$U = \frac{1}{V} \langle \hbar\Omega | N \rangle = \frac{1}{V} \langle \hbar\Omega | n(T(\vec{r}, t)) \rangle. \quad (4)$$

The distribution function can be written as $N_Q = n_Q(T(\vec{r}, t)) + \Phi_Q$, or equivalently $|N\rangle = |n(T(\vec{r}, t))\rangle + |\Phi\rangle$, where the local temperature is the one that satisfies Eq. 4. Then the scattering term in the Boltzmann equation, after linearizing in Φ_Q , takes the form

$$\left(\frac{\partial N_Q}{\partial t} \right)_{\text{scatt}} = - \sum_{Q'} S_{QQ'} \Phi_{Q'} \quad \text{or} \quad \frac{\partial}{\partial t} |N\rangle_{\text{scatt}} = -S|\Phi\rangle, \quad (5)$$

where $S_{QQ'} = \langle Q|S|Q'\rangle$. The deviation Φ_Q transports heat but can have no net energy, $\sum_Q \hbar\omega_Q \Phi_Q = \langle \hbar\Omega | \Phi \rangle = 0$. There is nothing in the Boltzmann equation itself that can specify the value of $T(\vec{r}, t)$. The correct specification is just the extra constraint $\langle \hbar\Omega | \Phi \rangle = 0$ that has to be imposed.

When time-independent bulk thermal conductivity is studied, one ignores the details of heat addition and removal at distant places, and instead assumes that $T(\vec{r})$ equals the background temperature T_0 plus a small correction ΔT with a constant gradient $\vec{\nabla}T$. Then one solves the PBE to find the resulting constant \vec{j} . However, we need to deal with cases where the known quantity is the heat input, and $T(\vec{r}, t)$ is unknown.

Phonon energy is conserved in collisions,

$$\left(\frac{\partial U}{\partial t} \right)_{\text{scatt}} = 0 = -\frac{1}{V} \langle \hbar\Omega | S | \Phi \rangle. \quad (6)$$

This equation is satisfied for any deviation $|\Phi\rangle$. This is equivalent to the statement that the dual-space vector $\langle \hbar\Omega |$ is a null left eigenvector of the linearized scattering operator, $\langle \hbar\Omega | S = 0$. This can be shown explicitly using standard⁴¹ third-order anharmonic scattering.

Linear approximation allows separate treatment of each Fourier component. Defining, for example,

$$\Phi_Q(\vec{r}, t) = \frac{1}{2\pi} \int_{-\infty}^{\infty} d\omega \sum_{\vec{k}} \Phi(\vec{k}, \omega) e^{i(\vec{k}\cdot\vec{r} - \omega t)} \quad (7)$$

the drift term $(\partial N_Q / \partial t)_{\text{drift}} = -\vec{v}_Q \cdot \vec{\nabla} N_Q$ has the form

$$\left(\frac{\partial N_Q(\vec{k}, \omega)}{\partial t} \right)_{\text{drift}} = -i\vec{k} \cdot \vec{v}_Q \frac{dn_Q}{dT} \Delta T(\vec{k}, \omega) - i\vec{k} \cdot \vec{v}_Q \Phi_Q(\vec{k}, \omega), \quad (8)$$

where $\vec{v}_Q = \partial\omega_Q / \partial\vec{q}$ is the phonon group velocity. In vector notation this is

$$\frac{\partial}{\partial t} \left| N(\vec{k}, \omega) \right\rangle_{\text{drift}} = -i\vec{k} \cdot \vec{v} \left| \frac{dn}{dT} \right\rangle \Delta T(\vec{k}, \omega) - i\vec{k} \cdot \vec{v} |\Phi(\vec{k}, \omega)\rangle \quad (9)$$

where each component v_α is a $3nN \times 3nN$ matrix, diagonal in the normal mode representation,

$$\langle Q | \vec{v} | Q' \rangle = \vec{v}_Q \delta_{Q, Q'}. \quad (10)$$

Finally, the PBE needs a term $(\partial N_Q / \partial t)_{\text{ext}}$ which describes how external heat (at rate $P(\vec{r}, t)$ or $P(\vec{k}, \omega)$) is added and removed to keep a steady-state inhomogeneous temperature and heat current. It seems unlikely that there is a single universal form. Hua and Minnich¹⁵ use a somewhat more general form than the one used here, which was introduced by Vermeersch *et al.*¹⁷,

$$\left(\frac{\partial N_Q}{\partial t} \right)_{\text{ext}} = \frac{P}{C} \frac{dn_Q}{dT}. \quad (11)$$

The idea is that added heat causes a time rate of increase of occupancy N_Q of mode Q , identical to what would happen close to equilibrium with a time rate of temperature increase P/C . Here C is the bulk specific heat. This equation does not correspond closely to any particular experiment. It does agree with typical molecular dynamics (MD) simulations which use local thermostating, for example, ref. 35. In vector notation,

$$\frac{\partial}{\partial t} |N\rangle_{\text{ext}} = \frac{P}{C} \left| \frac{dn}{dT} \right\rangle. \quad (12)$$

The specific heat $C = \langle \hbar\Omega | dn/dT \rangle / V = \sum_Q C_Q$ is the sum of contributions C_Q from each normal mode,

$$C_Q = \frac{1}{V} \hbar\omega_Q \frac{dn_Q}{dT}. \quad (13)$$

Now we can write the “full” (meaning not RTA) linearized PBE,

$$\frac{\partial}{\partial t} |N(\vec{r}, t)\rangle = \left(\frac{P}{C} - \vec{v} \cdot \vec{\nabla}T \right) \left| \frac{dn}{dT} \right\rangle - (S + \vec{v} \cdot \vec{\nabla}) |\Phi\rangle \quad (14)$$

$$(S + i\vec{k} \cdot \vec{v} - i\omega) |\Phi\rangle = \left(\frac{P}{C} - i(\vec{k} \cdot \vec{v} - \omega) \Delta T \right) \left| \frac{dn}{dT} \right\rangle \quad (15)$$

All fields N , n , Φ , P , and ΔT are in real space (\vec{r}, t) in Eq. 14, or Fourier space (\vec{k}, ω) in Eq. 15. The Fourier space version is simpler because it gets rid of differential operators $\partial/\partial t$ and $\vec{\nabla}$. Taking the projection onto mode Q , *i.e.* operating on the left by $\langle Q|$, we have $3nN$ equations, one for each Q , that can be solved for Φ_Q in terms of the fields P and ΔT . We wish to apply this to problems where P is given. Then ΔT needs to be specified by an additional equation, already suggested by the H-theorem, and discussed in the next section.

III. ENERGY AND ENERGY CONSERVATION

A. Full treatment

The total quasiparticle energy density $U(\vec{r}, t)$ is defined in Eq. 3. The time rate of change is $\partial U / \partial t =$

$\langle \hbar\Omega | \partial N / \partial t \rangle / V$. Taking the $(1/V)\langle \hbar\Omega |$ projection of Eq. 14, the left side gives $\partial U / \partial t$. The first part of the first term on the right is just P_0 , because $\langle \hbar\Omega | dn / dT \rangle / V$ is the specific heat C . The second part of the first term on the right vanishes because time-reversal symmetry requires $\langle \hbar\Omega | \vec{v} | n \rangle = 0$. The first part of the second term on the right vanishes because $\langle \hbar\Omega | S | \Phi \rangle / V = (\partial U / \partial t)_{\text{coll}} = 0$ is the statement that collisions do not change the total energy. The second part of the second term on the right is $-\vec{\nabla} \cdot \vec{j}$, where

$$\vec{j} = \frac{1}{V} \langle \hbar\Omega | \vec{v} | \Phi \rangle = \frac{1}{V} \sum_Q \hbar\omega_Q \vec{v}_Q \Phi_Q. \quad (16)$$

Putting it together, the answer is

$$\frac{\partial U(\vec{r}, t)}{\partial t} = -\vec{\nabla} \cdot \vec{j}(\vec{r}, t) + P(\vec{r}, t), \quad (17)$$

or, the rate of local energy increase is the sum of energy current flowing in and external heating.

B. Relaxation time approximation

Consider first how a phonon quasiparticle relaxes toward equilibrium. Suppose that mode Q is the only mode not in equilibrium, which means $\Phi_{Q'} = \Phi_Q \delta_{Q, Q'}$. Then Eq. 5 reduces to

$$\left(\frac{\partial N_Q}{\partial t} \right)_{\text{relax}} = -\frac{N_Q - n_Q}{\tau_Q} \quad (18)$$

where $1/\tau_Q = S_{QQ}$ is the quasiparticle relaxation rate. The rate $1/\tau_Q$ is therefore the mode-diagonal element of the operator S . It is often called the “single mode relaxation rate”. Solving the full PBE, Eq. 15 is challenging because one needs to invert a large non-Hermitian matrix $S + i\vec{k} \cdot \vec{v} - i\omega$ for many \vec{k} 's. The only implementation we know of is Ref. 24. The problem is greatly simplified if off-diagonal elements $S_{QQ'}$ of the mode-space scattering matrix are ignored. This is the RTA, $S \rightarrow S_D$, where $\langle Q | S | Q' \rangle$ is approximated by its Q -diagonal matrix elements $S_{D, QQ'} = 1/\tau_Q \delta_{QQ'}$. The notation S_D denotes the diagonal part of S . This means using Eq. 18 for the scattering term in the PBE. Unfortunately, this destroys energy conservation. It is known that, when $\vec{k} = 0$, this approximation is often quite good, but little is known about the accuracy of RTA in the inhomogeneous case. For bulk thermal conductivity ($\vec{k} = 0$), \vec{k} and $\vec{\nabla}\Phi$ go to zero, and the matrix to be inverted is S rather than $S + i\vec{k} \cdot \vec{v}$. This greatly simplifies the problem. “First-principles” calculations doing full inversion of S compare very well with the RTA use of only diagonal parts of S , for simple semiconductors at T not too low²³. The accuracy of RTA for $\vec{k} \neq 0$ calculations has not been similarly tested.

IV. SOLUTION OF THE NONLOCAL PBE

The formal solution of Eq. 15 is

$$|\Phi\rangle = (S + i\vec{k} \cdot \vec{v} - i\omega)^{-1} \left(\frac{P}{C} - (i\vec{k} \cdot \vec{v} - i\omega)\Delta T \right) \left| \frac{dn}{dT} \right\rangle. \quad (19)$$

The deviation Φ has a piece driven by P and another driven by ΔT . As argued above, an extra equation is needed, namely $\langle \hbar\Omega | \Phi \rangle = 0$. This is the simplest sensible definition of a non-equilibrium temperature.

A. Nonlocal Thermal susceptibility

Using $\langle \hbar\Omega | \Phi \rangle = 0$, the relation between P and ΔT is

$$C(T)\Delta T(\vec{k}, \omega) = \Theta(\vec{k}, \omega)P(\vec{k}, \omega) \quad (20)$$

where

$$\Theta(\vec{k}, \omega) = \frac{\langle \hbar\Omega | (S + i\vec{k} \cdot \vec{v} - i\omega)^{-1} \left| \frac{dn}{dT} \right\rangle}{\langle \hbar\Omega | (S + i\vec{k} \cdot \vec{v} - i\omega)^{-1} (i\vec{k} \cdot \vec{v} - i\omega) \left| \frac{dn}{dT} \right\rangle} \quad (21)$$

Equation 20 defines the nonlocal “thermal susceptibility” Θ as the temperature response to external heat input. It is interesting to consider this first, before going to the nonlocal thermal conductivity $\kappa(\vec{k}, \omega)$. Generalization to spatial and temporal inhomogeneity is considered natural for the electrical conductivity $\sigma(\vec{k}, \omega)$. Unlike the electrical case where driving is caused by a well-defined E -field, the P -field causing inhomogeneous thermal response does not have a unique form. In addition, the notions of local heat current^{43,44} and local temperature gradient are both somewhat insecure. The scalar Θ is perhaps more relevant than the tensor κ to non-local heat evolution. The temperature $\Delta T(\vec{r}, t)$ is difficult to measure; appropriate theoretical assistances would help. Both Θ and κ are causal; $\Delta T(t)$ does not respond to $P(t')$ unless $t' < t$, nor does $\vec{j}(t)$ respond to $\vec{\nabla}T(t')$ unless $t' < t$. Local energy density and temperature are questionable concepts if sources $P(t)$ vary rapidly in time. $\Theta(\omega)$ and $\kappa(\omega)$ are probably useful only at low ω , smaller than typical ω_Q 's, but not smaller than $1/\tau_Q$'s for the longer-lived phonons.

B. Thermal Conductivity

Now compute the heat current using Eq. 16. Eliminating P_0/C in favor of ΔT , by use of Eqns. 20 and 21, gives

$$\vec{j} = \frac{1}{V} \langle \hbar\Omega | \vec{v} | \Xi^{-1} \left(\frac{1}{\Theta} - i\vec{k} \cdot \vec{v} + i\omega \right) \left| \frac{dn}{dT} \right\rangle \Delta T \quad (22)$$

where the shorthand is introduced,

$$\Xi = S + i\vec{k} \cdot \vec{v} - i\omega. \quad (23)$$

Notice that from Eq.(21) $1/\Theta$ can be written as

$$\frac{1}{\Theta} = -i\omega + \frac{\langle \hbar\Omega | \Xi^{-1} (i\vec{k} \cdot \vec{v}) | \frac{dn}{dT} \rangle}{\langle \hbar\Omega | \Xi^{-1} | \frac{dn}{dT} \rangle}. \quad (24)$$

The $i\omega$ terms now cancel from (\cdot) in Eq. 22, leaving the expression $i\vec{k} \cdot \vec{v}$ in both remaining parts of (\cdot) . The factor $i\vec{k}$ can be taken outside the $\langle \cdot \rangle$ elements and combined with ΔT , which is then rewritten as $i\vec{k}\Delta T = \vec{\nabla}T$. Then the current (Eq. 16) is $\vec{j} = -\kappa \cdot \vec{\nabla}T$, where the conductivity tensor is

$$\begin{aligned} \kappa(\vec{k}, \omega) &= \frac{1}{V} \left\langle \hbar\Omega | \vec{v} \Xi^{-1} \vec{v} | \frac{dn}{dT} \right\rangle \\ &\quad - \frac{1}{V} \frac{\langle \hbar\Omega | \vec{v} \Xi^{-1} | \frac{dn}{dT} \rangle \langle \hbar\Omega | \Xi^{-1} \vec{v} | \frac{dn}{dT} \rangle}{\langle \hbar\Omega | \Xi^{-1} | \frac{dn}{dT} \rangle} \end{aligned} \quad (25)$$

In the static ($\omega \rightarrow 0$) homogeneous ($\vec{k} \rightarrow 0$) limit, Ξ becomes S . The second term of Eq. 25 then vanishes by time-reversal symmetry, and the answer becomes

$$\kappa_{\alpha\beta}(\vec{k} = 0, \omega = 0) = \frac{1}{V} \left\langle \hbar\Omega | v_\alpha S^{-1} v_\beta | \frac{dn}{dT} \right\rangle. \quad (26)$$

This is the solution of the standard PBE (*i.e.* $\kappa \approx Cv\ell/3$) for bulk thermal conductivity.

C. Extracting ΔT from P

There are two ways to find the unknown inhomogeneous temperature $\Delta T(\vec{k}, \omega)$, which can then be Fourier transformed to \vec{r}, t . The direct route is from the thermal susceptibility, Eq. 20. The less direct route is to use the known current \vec{j} and the non-local conductivity κ (Eq. 25) to find the temperature gradient $i\vec{k}\Delta T$. In an approximate theory (like the RTA) these routes do not necessarily give identical results. Here are three versions of temperature:

$$P(\vec{k}, \omega) = C\Delta T_\theta(\vec{k}, \omega)/\Theta(\vec{k}, \omega) \quad (27)$$

$$i\vec{k} \cdot \vec{j}(\vec{k}, \omega) = -(i\vec{k}) \cdot \kappa(\vec{k}, \omega) \cdot (i\vec{k})\Delta T_\kappa(\vec{k}, \omega) \quad (28)$$

$$i\vec{k} \cdot \vec{j}(\vec{k}, \omega) = P(\vec{k}, \omega) + i\omega C\Delta T_U(\vec{k}, \omega) \quad (29)$$

These three versions are labeled ΔT_θ , ΔT_κ , and ΔT_U because they derive from thermal susceptibility Θ (Eq. 20), thermal conductivity κ (Eq. 25), and energy conservation (Eq. 17). If all three are equal, we can combine the equations to get

$$-(i\vec{k}) \cdot \kappa(\vec{k}, \omega) \cdot (i\vec{k}) = \left(\frac{1}{\Theta(\vec{k}, \omega)} + i\omega \right) C \quad (30)$$

This equation is indeed satisfied by the exact formal solutions Eq. 25 and 21. It is reassuring to know that all three versions of $T(\vec{r}, t)$ are the same according to the PBE. Equation 30 is about the longitudinal part of the thermal conductivity, $\kappa_L = (\Theta(\vec{k}, \omega)^{-1} + i\omega)C/k^2$. This is reminiscent of the formalism for electrical response⁴⁵. The conductivity tensor σ is a causal current-current response function, and relates directly to the dielectric tensor $\epsilon = 1 + 4\pi i\sigma/\omega$. The longitudinal dielectric response has a reciprocal relation to a susceptibility, similar to Eq. 30, namely $\epsilon_L^{-1} = 1 + v(k)\chi(\vec{k}, \omega)$, where the susceptibility χ is the causal charge density-charge density response function^{46,47}. The thermal susceptibility Θ seems analogous to the electrical susceptibility χ .

V. RTA VERSION OF FULL SOLUTION

The RTA is the approximation of keeping only the diagonal terms $\langle Q | S_D | Q \rangle = 1/\tau_Q$ of the full linearized scattering operator $S_{Q,Q'} = \langle Q | S | Q' \rangle$. RTA formulas can be derived in two equivalent ways. (1) Take the full solution Eq. 25 and replace S by S_D . (2) Use the RTA version of the PBE, Eq. 15 with $S \rightarrow S_D$, and supplement it with the RTA version of $\langle \hbar\Omega | \Phi \rangle = 0$. Both methods generate the same answers for Θ and κ . However, because scattering in RTA does not conserve energy in collisions, Eq. 30 is not obeyed by the resulting approximate Θ and κ . The RTA version of Eq. 25 is labeled “ $\kappa_{\text{RTA,A}}$ ” because a “B” version will soon be discussed.

$$\begin{aligned} \kappa_{\text{RTA,A}}^{\alpha\beta}(\vec{k}) &= \sum_Q \frac{C_Q v_{Q\alpha} v_{Q\beta}}{1/\tau_Q + i\vec{k} \cdot \vec{v}_Q} \\ &\quad + \frac{\sum_Q \frac{C_Q (iv_{Q\alpha})}{1/\tau_Q + i\vec{k} \cdot \vec{v}_Q} \sum_{Q'} \frac{C_{Q'} (iv_{Q'\beta})}{1/\tau_{Q'} + i\vec{k} \cdot \vec{v}_{Q'}}}{\sum_{Q''} \frac{C_{Q''}}{1/\tau_{Q''} + i\vec{k} \cdot \vec{v}_{Q''}}} \end{aligned} \quad (31)$$

This has been written for the case $\omega = 0$. For non-zero ω , simply replace $\vec{k} \cdot \vec{v}$ by $\vec{k} \cdot \vec{v} - \omega$. The integrals in both numerator and denominator of the second term are real and positive, so the second term (for diagonal elements $\kappa_{\alpha\alpha}$) is a positive correction to the first. In the local limit $\vec{k} \rightarrow 0$, the second term disappears and the answer has the familiar form $\kappa_{\alpha\beta} = \sum_Q C_Q v_{Q\alpha} v_{Q\beta} \tau_Q$. The second term, the correction coming from spatially inhomogeneous driving, gives the dominant contribution when $|\vec{k}|\ell_Q \geq 1$.

The first term of Eq. 31 is not at all surprising. It is a close analog of the usual formula for the nonlocal Drude conductivity $\sigma(\vec{k}, \omega)$ of a metal. This is the formula of Reuter and Sondheimer^{48,49}, which clarified Pippard’s theory⁵⁰ of the anomalous skin effect. The analogous electronic RTA formula is

$$\sigma_{xx}(\vec{k}, \omega) = \frac{e^2}{V} \sum_Q \frac{v_{Qx}^2}{1/\tau_Q + i\vec{k} \cdot \vec{v}_Q - i\omega} \frac{\partial f_Q}{\partial \mu}. \quad (32)$$

Here the index Q labels the electron Bloch states of energy ϵ_Q , group velocity \vec{v}_Q , and equilibrium Fermi-Dirac occupancy f_Q , and μ is the chemical potential.

VI. ALTERNATE SOLUTION STARTING FROM RTA

Equation 31 does not agree with previous RTA solutions found in the literature^{51,52}. The reason is that there is an alternative constraint that competes with $\langle \hbar\Omega|\Phi\rangle = 0$, namely, instead of choosing ΔT so that Φ_Q contains no net energy, ΔT can be chosen so that the RTA collisions conserve energy on average. These are both valid and desirable constraints, but they are not compatible and cannot both be satisfied in RTA. The two competing constraints are:

A: Route **A** is the same as the one required in the full PBE: $\sum_Q \hbar\omega_Q \Phi_Q = 0 = \langle \hbar\Omega|\Phi\rangle$.

B: Route **B** forces the RTA scattering term to be energy conserving: $\sum_Q \hbar\omega_Q \Phi_Q / \tau_Q = 0 = \langle \hbar\Omega|S_D|\Phi\rangle$.

The solution without RTA *via* route **A** gives the thermal susceptibility $\Theta = C\Delta T/P$ of Eq. 21. When RTA is used, this becomes

$$\Theta_{\text{RTA,A}} = \frac{\sum_Q \frac{C_Q}{C} \left(\frac{1}{1/\tau_Q + i\vec{k}\cdot\vec{v}_Q} \right)}{\sum_Q \frac{C_Q}{C} \left(\frac{i\vec{k}\cdot\vec{v}_Q}{1/\tau_Q + i\vec{k}\cdot\vec{v}_Q} \right)} \quad (33)$$

Using this relation to compute \vec{j} recovers Eq. 31. The analog of route **B**, $\langle \hbar\Omega|S|\Phi\rangle = 0$, is not helpful for the full PBE (without RTA), because it is automatically satisfied by the correct scattering operator S . However, route **B** used in RTA is a sensible constraint, but gives a different formula for Θ ,

$$\Theta_{\text{RTA,B}} = \frac{\sum_Q \frac{C_Q}{C} \left(\frac{1/\tau_Q}{1/\tau_Q + i\vec{k}\cdot\vec{v}_Q} \right)}{\sum_Q \frac{C_Q}{C} \left(\frac{i\vec{k}\cdot\vec{v}_Q/\tau_Q}{1/\tau_Q + i\vec{k}\cdot\vec{v}_Q} \right)} \quad (34)$$

For a given input power P_0 , the two temperatures T_A and T_B are different. When Eq. 34 is used to compute \vec{j} , one gets the formulas for $\kappa(k)$ derived in Refs. 51 and 52,

$$\begin{aligned} \kappa_{\text{RTA,B}}^{\alpha\beta}(\vec{k}) &= \sum_Q \frac{C_Q v_{Q\alpha} v_{Q\beta}}{1/\tau_Q + i\vec{k}\cdot\vec{v}_Q} \\ &+ \frac{\sum_Q \frac{C_Q (iv_{Q\alpha})}{1/\tau_Q + i\vec{k}\cdot\vec{v}_Q} \sum_{Q'} \frac{C_{Q'} (iv_{Q'\beta})/\tau_{Q'}}{1/\tau_{Q'} + i\vec{k}\cdot\vec{v}_{Q'}}}{\sum_{Q''} \frac{C_{Q''}/\tau_{Q''}}{1/\tau_{Q''} + i\vec{k}\cdot\vec{v}_{Q''}}}. \end{aligned} \quad (35)$$

Because of energy-conserving scattering, the route **B** Eqs. 34 and 35 do obey the relation Eq. 30. Notice that the first term in κ_{RTA} is identical for versions **A** and **B**. In the ‘‘gray model’’ where $1/\tau_Q$ is (unrealistically) taken to be a constant $1/\tau$, all terms in Eq. 35 and Eq. 31 agree.

In the limit of small k (the local or diffusive limit where Fourier’s law applies), the first term in $\kappa_{\text{RTA,A}}$ or **B** dominates and the two versions agree. In the opposite limit, the second term in κ (coming from Θ) dominates. As will be seen in the next section, results at large k also show agreement between routes **A** and **B**. In the intermediate region, the two versions of κ_{RTA} disagree. It would be interesting to compare first principles results using each of these equations, to see which, if either, agrees well with the exact first principles result using Eq. 25, but this is beyond the scope of this paper.

We should also mention that a referee has shown us that route **B** gives a more sensible answer to the diffusive thermal response of phonons to a point pulse perturbation. This adds weight to the argument in favor of route **B** in RTA theory.

VII. DEBYE MODEL CALCULATIONS

To illustrate the differences between the versions **A** and **B**, we use the Debye model in three dimensions. The three branches of phonons all have $\omega_Q = v|\vec{q}|$ with the same velocity v , and scattering rate $1/\tau_Q = (1/\tau_D)(q/q_D)^2$. The $\kappa_{\alpha\beta}$ tensors in Eqs. 31 and 35 are scalars $\kappa\delta_{\alpha\beta}$. The mean free path $\ell_Q = v\tau_Q$ has a minimum value $\ell_D = v\tau_D$. The notations $[\ell_{\min}$ and $\tau_{\min}]$ are used interchangeably (in text and figures) with $[\ell_D$ and $\tau_D]$. Debye model results are shown here in graphs. Details of the formulas are discussed in the appendix.

There are three important length scales in the problem. (1) The shortest length scale L_1 is the lattice constant a , or the wavelength $\lambda_Q = 2\pi/|\vec{q}|$ of the short wavelength phonons. (2) Phonons have mean free paths $\ell_Q = \ell_D(q_D/q)^2$ in our Debye model. This gives a second length scale L_2 , namely $L_2 = \ell_{\min}(T)$, the temperature-dependent minimum mean free path. (3) The length scale L_3 characterizes the spatial variation of $|\vec{\nabla}T|$. This scale is determined by sample and heater geometry, *i.e.* how close to the heater are we interested to know the spatial variation of temperature $T(\vec{r})$. This spatial variation determines the shorter important wavevectors $k^* \approx 2\pi/L_3$. In order to trust the PBE, the phonon wavelengths have to be shorter than their mean free paths ($a \ll \ell_D$, or $L_1 < L_2$). Otherwise, phonons are not well defined quasiparticles, and Boltzmann theory starts to be inapplicable. The temperature-dependent ratio $L_3/L_2 = k^*\ell_D$ is not constrained. The local limit (where $k^*\ell_D \ll 1$ or $L/\ell_{\min} \gg 1$) has phonons seeing essentially constant thermal gradients, and ordinary local Fourier-law heat transport occurs. But clean materials at lower temperatures and small distances from boundaries can be in the opposite regime of highly nonlocal (ballistic) transport.

One way to compare the two versions is to calculate how much version **A** deviates from the condition $\langle \hbar\Omega|S_D|\Phi\rangle = 0$ required in version **B**, and how much version **B** deviates from $\langle \hbar\Omega|\Phi\rangle = 0$ required in version

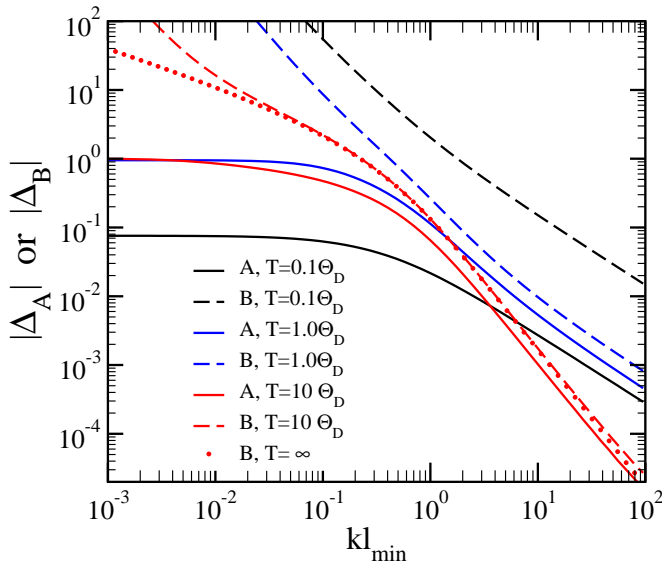


FIG. 2. Deviations Δ_A (Eq. 36) and Δ_B (Eq. 37) calculated using the Debye model (three dimensional, static, $\omega = 0$, with $1/\tau_Q \propto q^2$). Absolute values are plotted, because $\Delta_B < 0$.

A. Sensible dimensionless measures are

$$\Delta_A \equiv \frac{1}{VP_0} \langle \hbar\Omega | S_D | \Phi_A \rangle \quad (36)$$

$$\Delta_B \equiv \frac{1}{VP_0\tau_D} \langle \hbar\Omega | \Phi_B \rangle \quad (37)$$

Results are shown in Fig. 2. The discrepancy Δ_A , which measures what fraction of input power is lost during scattering (incorrectly treated as inelastic in RTA), is of order 1 in the local (small $k\ell_D$) limit, and gets small in the highly nonlocal case. The discrepancy Δ_B , which measures the fraction of the heat (input in one relaxation time) that is contained incorrectly in deviations from the local equilibrium $n_Q(T(\vec{r}))$, is huge in the local limit, but diminishes rapidly (except at low T) in the nonlocal case. This pathology in the local limit traces to a non-analyticity of integrals S_0 and $1 - S_1$ (defined in the appendix) caused by diverging $\tau_Q \propto 1/q^2$ at small q .

Another way to illustrate the differences between approaches **A** and **B** is to compute thermal susceptibilities Θ . This is shown in Fig 3, in Debye RTA approximation, with Θ divided by τ_{\min} to make it dimensionless. The two versions **A** and **B** differ significantly at smaller k ; version **B** gives correct physics in this local limit, while version **A** is wrong. The same pathology of integrals S_0 and $1 - S_1$ is responsible, this time for an error in route **A** rather than route **B**. The non-analytic pathology appears in $\kappa_{\text{RTA,A}}$ but not in $\kappa_{\text{RTA,B}}$. The second term in Eqs. 31 and 35 contains a factor $1/\Theta_A$ (pathological) and $1/\Theta_B$ (nonpathological). Fortunately the pathology in Θ does not show up strongly in κ . This is shown in Fig. 4.

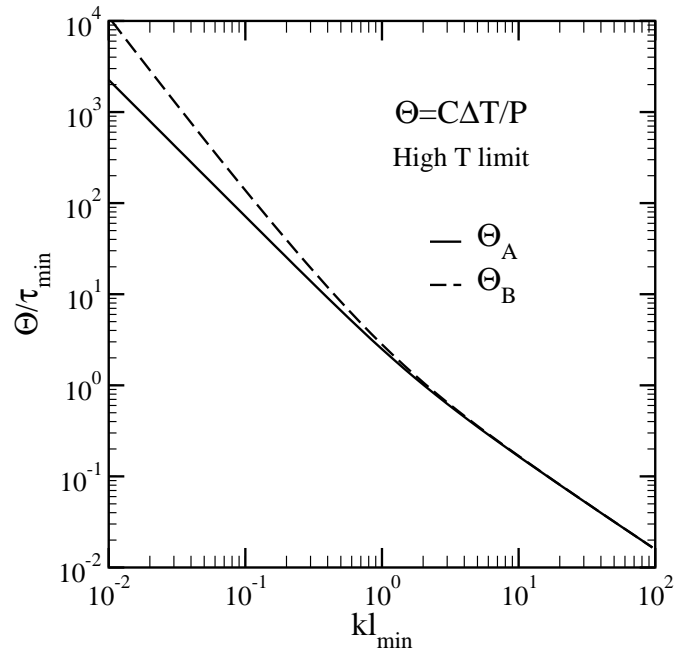


FIG. 3. Thermal susceptibility $\Theta(k)/\tau_{\min}$ versus wavevector $k\ell_{\min}$ of the applied heat $P(k)$. Calculations use the static ($\omega = 0$) Debye model with scattering $1/\tau_Q = (1/\tau_{\min})(q/q_D)^2$. $\Theta(k)$ (made dimensionless by dividing by τ_{\min}) gives the k -th Fourier component of the temperature excursion ΔT , per unit applied heat P/C . The calculations are for $T = 10T_D$ where $C \approx 3Nk_B$ in 3 dimensions. At small k , $\Theta_A \rightarrow (5\sqrt{2}/\pi)(k\ell_{\min})^{-3/2}$ and $\Theta_B \rightarrow (1/k\ell_{\min})^2$. Formulas are discussed in the Appendix. The $(k\ell_{\min})^{-3/2}$ behavior is unphysical.

A more physical way of seeing the difference is to examine spatial variations of temperature. Figure 1 shows a model with spatial variation having period L , allowing Fourier inversion with discrete wavevectors $2\pi n/L$. The Fourier transform of $P(x)$ and the resulting formulas for $\Delta T(x)$ are in the appendix. Results are shown in Fig. 5, where the temperature shift $\Delta T(x)$ is shown for a model with heat input and extraction in regions of size $d = L/8 \approx 4\ell_{\min}$. $\Delta T(x)$ is computed from $\Delta T(k) = \Theta(k)P(k)/C$. Because of the pathology in Θ_A , the results are surprisingly different.

The difference is much smaller when $\Delta T(x)$ is computed from $\Delta T(k) = P(k)/\kappa^2\kappa_L(k)$, where the longitudinal part of κ is $\kappa_L = \hat{k} \cdot \kappa \cdot \hat{k}$. Figures 6 and 7 show such calculations, in the high T classical limit, for a range of L/ℓ_{\min} . Both routes **A** and **B** converge correctly to the diffusive limit for large values of L/ℓ_{\min} , and their predictions for $\Delta T(x)$ are quite similar, deviating a bit from each other in the non-local case of smaller L/ℓ_{\min} .

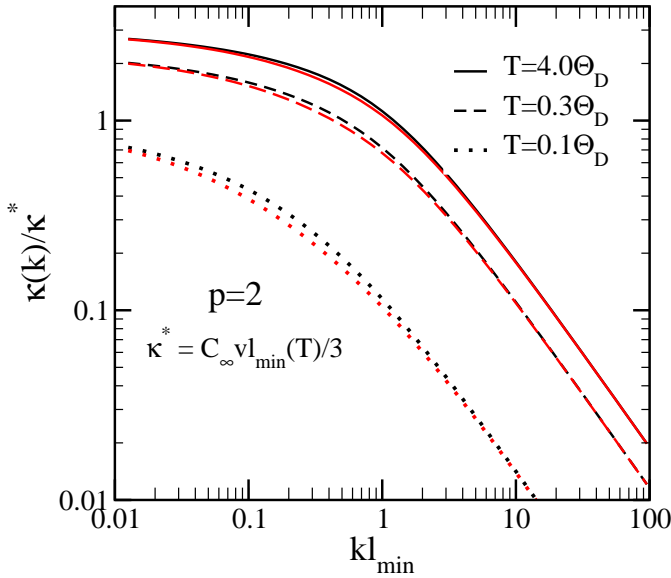


FIG. 4. Thermal conductivity $\kappa(\vec{k})$ versus kl_{\min} at three temperatures ($T=4.0, 0.3$, and $0.1T_D$). Calculations use versions A and B of the RTA in a 3-d Debye model with $\ell_Q = \ell_{\min}(q_D/q)^2$, where ℓ_{\min} is the minimum phonon mean free path. If not normalized to κ^* , the higher T curves would lie below the lower T curves; κ^* decreases as T increases, causing the ordering to reverse. Black curves are method A and nearby red curves are method B.

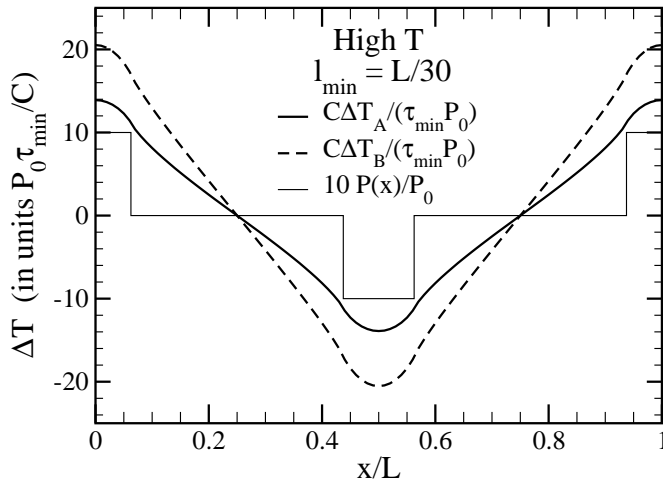


FIG. 5. Temperature excursion ΔT in RTA versus position x at temperature $T = 4.0T_D$, computed from $\Delta T(k) = \Theta(k)P(k)/C$. The model A results contain an unphysical pathology in Θ_A . The thin line shows heat input and extraction, $P(x)$. Only one period of a periodically repeating system is shown. The total period is $L = 30\ell_{\min}$, where ℓ_{\min} is the minimum phonon mean free path. Phonons of mode Q have mean free paths $\ell_Q = \ell_{\min}(q_D/q)^2$.

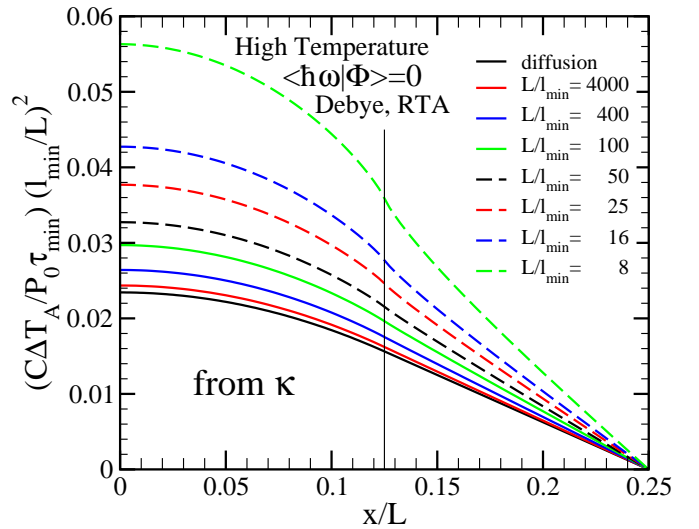


FIG. 6. Temperature excursion ΔT_A in RTA versus position x , from model A, using $\Delta T(k) = P(k)/k^2\kappa_L(k)$. The temperature is $T = 10.0T_D$, $\ell_Q = \ell_{\min}(q_D/q)^2$, and L/ℓ_{\min} takes a range of values. The lowest values (or highest effective conductivity) are in the large L/ℓ_{\min} , or diffusive, limit. Heat $P(x)$ is added in the region $x < d/2 = L/8$; $P(x) = 0$ in the region $x > d/2$. The thin vertical line marks $d/2 = L/8$. Only one quarter period of a periodically repeating system is shown.

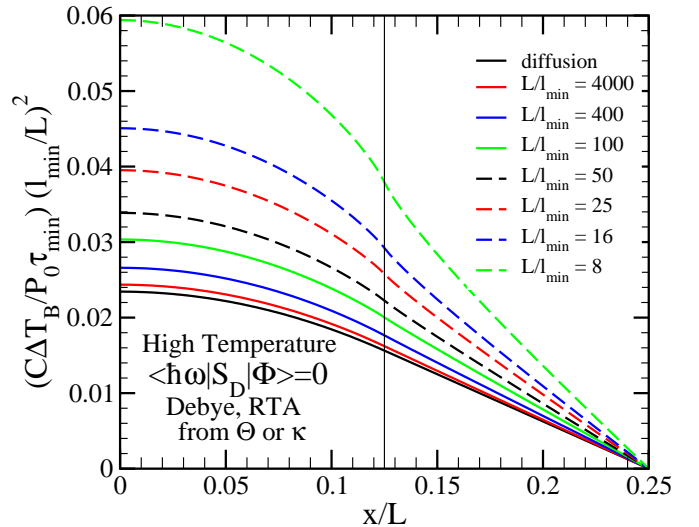


FIG. 7. Temperature excursion ΔT_B in RTA versus position x , from model B, using either $\Delta T(k) = P(k)/k^2\kappa_L(k)$, or $\Delta T(k) = \Theta_B(k)P(k)/C$ (the formulas are identical in model B). The parameters are the same as used in Fig. 6.

VIII. CONCLUSIONS

We have considered the simplest sensible model for the heat input term $(\partial N_Q/\partial t)_{\text{ext}}$ needed to get nonlocal features in phonon Boltzmann theory. The concept of thermal susceptibility $\Theta(\vec{k}, \omega) = C(T)d\Delta T(\vec{k}, \omega)/dP(\vec{k}, \omega)$ is

a natural consequence of dealing with external driving, but depends on how the driving is modeled. Exact Boltzmann theory is unambiguous about the definition of local temperature $T(\vec{r}, t)$ or $T(\vec{k}, \omega)$. However, when treated in RTA, an ambiguity seems inevitable. If temperature is constrained by forcing relaxation to the local Bose-Einstein distribution $n(\hbar\omega_Q/k_B T(\cdot))$, as demanded by the exact theory, the RTA version is less internally consistent than desirable. If instead, temperature is constrained by forcing the energy change caused by collisions, $(dE/dt)_{\text{scatt}}$, to vanish, the result is more internally consistent even though at odds with the exact procedure. The predicted nonlocal variation of ΔT is reasonably similar for the two definitions.

IX. ACKNOWLEDGEMENTS

We thank A. G. Abanov, R. Chamberlin, Chengyun Hua, J. P. Nery, K. K. Likharev, and M. K. Liu for helpful conversations. This work was supported in part by DOE grant No. DE-FG02-08ER46550.

X. APPENDIX: DETAILS

A. $\Delta T(x)$ in the diffusive regime

If the applied heating P is independent of time, then the steady state solution has $\partial U/\partial t = 0$, and Eq. 17 says $P = \vec{\nabla} \cdot \vec{j}$. In the diffusive regime, the Fourier law is $\vec{j} = -\kappa \cdot \vec{\nabla} T$. For heating $P = P(x)$ varying only in one dimension, the temperature then obeys $d^2 T/dx^2 = -P(x)/\kappa$. Solving this for the case illustrated in Fig. 1 requires using the fact that for $d/2 < x < L/4 - d/2$, where $P = 0$, the current is constant, $Pd/2$, and the temperature gradient is $-Pd/2\kappa$. The temperature $T = T_0 + \Delta T(x)$ has $\Delta T(d/4) = 0$ at the midpoint between heat injection and removal. Then the answer, which is plotted in Figs. 1, 6, and 7 is

$$\begin{aligned} \Delta T(x) &= \frac{Pd}{2\kappa} \left(\frac{L}{4} - x \right), & \frac{d}{2} < x < \frac{L}{2} - \frac{d}{2} \\ &= \frac{P}{2\kappa} \left(\frac{d}{4}(L-d) - x^2 \right), & |x| < \frac{d}{2} \end{aligned} \quad (38)$$

B. Effective thermal Conductivity

For the geometry of Fig. 1, there are several possible ways to define an effective thermal conductivity. The heat current is known from the total steady state heat input. Energy Pd enters per unit time and is carried away, but only half is carried as $j_x > 0$ to the right ($x > d/2$) and half to the left ($x < -d/2$). So j_x between heat injection and removal is $\pm Pd/2$. What temperature gradient is to be taken? In the region near $x = L/4$,

in the diffusive regime, many mean free paths distant from the heaters, the gradient is $-Pd/2\kappa$, and the ratio $j/(-dT/dx)$ is just the bulk κ . But in a nanoscale experiment, perhaps the more relevant measure is to take the average gradient to be the total temperature difference $\Delta T(x=0) - \Delta T(x=L/2) = 2\Delta T(0)$ between heater and cooler and divide by the distance $L/2$. This is a smaller gradient and therefore corresponds to a larger effective conductivity $\kappa/(1-d/L)$. Or perhaps good thermometry can deliver the average temperature over the region $(-d/2 < x < d/2)$ of the heater. Again dividing by distance $L/2$ gives an effective conductivity $\kappa/(1-7d/6L)$, a bit higher. Then again, maybe twice this average temperature peak height is to be divided by the distance $L/2 - d$ of heat flow between heater and cooler. This gives an effective conductivity $\kappa \times (1-2d/L)/(1-7d/6L)$, smaller than the bulk value. Other possibilities can be imagined. These values of κ_{eff} are for purely diffusive transport. Similar ambiguities, with different answers, occur for ‘‘quasiballistic’’ transport when mean free paths are no longer negligibly small.

At the level of fundamental theory, a nonlocal $\kappa(\vec{k}, \omega)$ should describe everything, although the theory for $\kappa(\vec{k}, \omega)$ can change with different models for the power input $P(\vec{r}, t)$. This discussion suggests that for nanoscale heat problems, κ is not the clearest choice of analytic tools. The temperature rise per unit power input, $\Delta T(\vec{k}, \omega)/P(\vec{k}, \omega)$, which has been labeled in Eq. 20 as $\Theta(\vec{k}, \omega)/C(T)$, with Θ the thermal susceptibility, is a more direct measure of the interesting properties of the nanosystem.

C. Debye model integrals in RTA

For calculations using RTA, we need to evaluate various integrals of the form

$$F_{mn}(k, T) = \frac{1}{3N} \sum_Q \left(\frac{z}{\sinh z} \right)^2 \frac{(v_Q x/v)^m (\tau_D/\tau_Q)^n}{(\tau_D/\tau_Q) + ikv_Q x \tau_D} \quad (39)$$

Factors of minimum relaxation time τ_D and sound velocity v are introduced to make F_{mn} dimensionless. Use was made of the harmonic specific heat formula

$$C(T) = \frac{k_B}{V} \sum_Q \left(\frac{z}{\sinh z} \right)^2 \quad (40)$$

where $z = \hbar\omega_Q/2k_B T$. In the high T (classical) limit, with one atom per primitive cell, $C \rightarrow C_\infty = 3Nk_B/V$, since the sum over modes $\sum_Q = 3N$ in three dimensions with one atom per cell. The assumptions have been introduced that P is time-independent (so $\omega = 0$), and varies only in the x direction. Only the longitudinal component $\kappa_{xx}(k)$ is examined, where $\vec{k} = k\hat{x}$. The RTA formulas Eqs. 31, 33, 34, and 35 can be written as

$$\kappa_A(k) = 3\kappa^* \left(F_{20} - \frac{F_{10}^2}{F_{00}} \right) \quad (41)$$

$$\kappa_B(k) = 3\kappa^* \left(F_{20} - \frac{F_{10}F_{11}}{F_{01}} \right) \quad (42)$$

$$\Theta_A = \frac{F_{00}}{ikvF_{10}} \text{ and } \Theta_B = \frac{F_{01}}{ikvF_{11}} \quad (43)$$

where the thermal conductivity scale $\kappa^* = C_\infty v^2 \tau_D / 3$ is introduced. In the Debye model, with $1/\tau_Q = (1/\tau_D)(q/q_D)^p$, F_{mn} becomes

$$F_{mn,D} = \frac{1}{N} \sum_{\vec{q}} \left(\frac{z}{\sinh z} \right)^2 \frac{\mu^m (q/q_D)^{np}}{(q/q_D)^p + ik\ell_D \mu}, \quad (44)$$

where $\ell_D = v\tau_D$ is the Debye smallest mean free path. This uses $\sum_Q = 3 \sum_{\vec{q}}$ because there are $3N$ modes labeled by Q and N wavevectors labeled by \vec{q} . The angular integral uses $\mu = \cos \theta$, θ being the angle between \vec{v}_q or \vec{q} and \hat{x} . Now let $u = q/q_D$. The variable z in the specific heat is $\hbar\omega_q/2k_B T = uT_D/2T$. The integral can be written

$$\frac{1}{N} \sum_{\vec{q}} = \frac{3}{2} \int_0^1 du u^2 \int_{-1}^1 d\mu. \quad (45)$$

There are three angular integrals ($m = 0, 1, 2$),

$$A_m = \frac{1}{2} \int_{-1}^1 d\mu \frac{\mu^m}{u^p + ik\ell_D \mu} \quad (46)$$

$$A_0 = \frac{1}{k\ell_D} \tan^{-1} \left(\frac{k\ell_D}{u^p} \right) \quad (47)$$

$$A_1 = \frac{1}{ik\ell_D} (1 - u^p A_0) \quad (48)$$

$$A_2 = \frac{u^p}{(k\ell_D)^2} (1 - u^p A_0) \quad (49)$$

Equation 44 is then

$$F_{mn,D}(k) = 3 \int_0^1 du \left(\frac{z}{\sinh z} \right)^2 u^{2+np} A_m(u, k) \quad (50)$$

The formulas for Θ in Eqs. 33, 34, and 43 can now be written as

$$\Theta_{\text{RTA,A}}(k)/\tau_D = \frac{S_0(k)}{R_0 - S_1(k)} \quad (51)$$

$$\Theta_{\text{RTA,B}}(k)/\tau_D = \frac{S_1(k)}{R_1 - S_2(k)} \quad (52)$$

where

$$R_n = 3 \int_0^{q_D} \frac{dq q^2}{q_D^3} \left(\frac{z}{\sinh z} \right)^2 \left(\frac{q}{q_D} \right)^{np} \quad (53)$$

$$S_n(k) = 3 \int_0^{q_D} \frac{dq q^2}{q_D^3} \left(\frac{z}{\sinh z} \right)^2 \frac{\tan^{-1} \left[k\ell_D \left(\frac{q_D}{q} \right)^p \right]}{k\ell_D} \left(\frac{q}{q_D} \right)^{np}. \quad (54)$$

Here the p -dependent functions S_n and R_n depend on $k\ell_D(T)$ and T/T_D , where the Debye temperature is $\hbar v q_D / k_B$.

In the high T limit where $(z/\sinh z)^2 \rightarrow 1$, $R_n = 3/(3 + np)$. The S_n integrals can also be done analytically at high T for $p = 2$. The full formulas are messy and give little insight, but the small k limits can be extracted and used to show that $\Theta_A \rightarrow 5\sqrt{2}/\pi (k\ell_D)^{3/2}$, and $\Theta_B \rightarrow 1/(k\ell_D)^2$. Both agree well with numerics in Fig. 3. The non-analytic behavior of Θ_A at small k is caused by the peculiar behavior of the arctangent function in Eq. 54, when $p > 0$ and both k and q are small. The extra powers of $(q/q_D)^{np}$ for $n = 2$ suppress the non-analyticity, but for $n=1$ it causes Θ_A to be badly behaved, and destroys diffusive behavior in Θ_A . The small k diffusive behavior is given correctly by $\Theta_B \rightarrow 1/(k\ell_D)^2$,

D. Non-diffusive $\Delta T(x)$ by Fourier inversion

The spatial behavior of ΔT is shown in Figs. 5, 6, and 7, for the heating configuration of Fig. 1. The formula is

$$\begin{aligned} \Delta T_\Theta(\vec{r}) &= \sum_{\vec{k}} \frac{CP(\vec{k})}{\Theta(\vec{k})} e^{i\vec{k}\cdot\vec{r}}; \\ \Delta T_\kappa(\vec{r}) &= \sum_{\vec{k}} \frac{P(\vec{k})}{\vec{k} \cdot \kappa(\vec{k}) \cdot \vec{k}} e^{i\vec{k}\cdot\vec{r}} \end{aligned} \quad (55)$$

The two versions are the same for route **B**, but in route **A**, only the second (ΔT_κ) should be used, to avoid the incorrect small k behavior of Θ_A in RTA. In the one-dimensional heating arrangement, the Fourier vector $\vec{k} = (2\pi n/L, 0, 0)$ has only an \hat{x} component. The system is spatially homogeneous in the \hat{y} and \hat{z} directions ($k_y = k_z = 0$). The periodicity L in the \hat{x} direction means that k_x is quantized in units $2\pi/L$. $P(x)$ and $\Delta T(x)$ are both even in x , so that the $-k$ and $+k$ parts of the k -sums in Eq. 55 can be combined, and $\exp(ikx) + \exp(-ikx)$ replaced by $2 \cos(kx)$. Finally, $P(x)$ and $\Delta T(x)$ are both antisymmetric around $x = L/4$. This causes $P(k)$ and $\Delta T(k)$ to vanish when the integer n is even. The equation for $P(k)$ is found from

$$P(k) = \frac{1}{L} \int_0^L dx P(x) e^{-ikx} \quad (56)$$

where the input power is

$$P(x) = P_0 [\theta(d/2 - |x|) - \theta(d/2 - |x - L/2|)], \quad (57)$$

and $\theta(x)$ is the Heaviside unit step function. Then $P(k)$ is

$$P(k) = P_0 \frac{2 \sin(kd/2)}{kL/2} \text{ for } k = \frac{2\pi n}{L} \text{ with } n \text{ an odd integer.} \quad (58)$$

With these equations, the Fourier inversion can be done.

-
- * philip.allen@stonybrook.edu
- ¹ K. Esfarjani, G. Chen, and H. T. Stokes, “Heat transport in silicon from first-principles calculations,” *Phys. Rev. B* **84**, 085204 (2011).
 - ² Jinlong Ma, Wu Li, and Xiaobing Luo, “Examining the Callaway model for lattice thermal conductivity,” *Phys. Rev. B* **90**, 035203 (2014).
 - ³ J. Zhou, B. Liao, and G. Chen, “First-principles calculations of thermal, electrical, and thermoelectric transport properties of semiconductors,” *Semicond. Science and Tech.* **31**, 043001 (2016).
 - ⁴ E. P. N. Damen, A. F. M. Arts, and H. W. de Wijn, “Experimental verification of Herring’s theory of anharmonic phonon relaxation: TeO₂,” *Phys. Rev. B* **59**, 349–352 (1999).
 - ⁵ C. Herring, “Role of low-energy phonons in thermal conduction,” *Phys. Rev.* **95**, 954–965 (1954).
 - ⁶ S. Simons, “The Boltzmann equation for a bounded medium I. General theory,” *Phil. Trans. Roy. Soc. London A: Math., Phys. and Eng. Sci.* **253**, 137–184 (1960).
 - ⁷ I. B. Levinson, “Nonlocal phonon heat conductivity,” *Sov. Phys. JETP* **52**, 704 (1980).
 - ⁸ G. D. Mahan and F. Claro, “Nonlocal theory of thermal conductivity,” *Phys. Rev. B* **38**, 1963–1969 (1988).
 - ⁹ A. Majumdar, “Microscale heat conduction in dielectric thin films,” *ASME. J. Heat Transfer* **115**, 7–16 (1993).
 - ¹⁰ G. Chen, *Nanoscale Energy Transport and Conversion: A Parallel Treatment of Electrons, Molecules, Phonons, and Photons* (Oxford University Press, N.Y., 2005).
 - ¹¹ Topics in Applied Physics, *Length-Scale Dependent Phonon Interactions*, edited by S. L. Shindé and G. P. Srivastava, Vol. 128 (Springer, N.Y., 2014).
 - ¹² T. S. Fisher, *Thermal Energy at the Nanoscale* (World Scientific, Singapore, 2014).
 - ¹³ L. Dias Carlos and F. Palacio, *Thermometry at the Nanoscale* (Roy. Soc. Chem., Cambridge, 2016).
 - ¹⁴ R. E. Peierls, “Zur kinetischen Theorie der Wärmeleitung in Kristallen,” *Ann. Phys.* **395**, 1055–1101 (1929).
 - ¹⁵ Chengyun Hua and A. J. Minnich, “Analytical Green’s function of the multidimensional frequency-dependent phonon Boltzmann equation,” *Phys. Rev. B* **90**, 214306 (2014).
 - ¹⁶ A. T. Ramu and Yanbao Ma, “An enhanced Fourier law derivable from the Boltzmann transport equation and a sample application in determining the mean-free path of nondiffusive phonon modes,” *Journal of Applied Physics* **116**, 093501 (2014).
 - ¹⁷ B. Vermeersch, J. Carrete, N. Mingo, and A. Shakouri, “Superdiffusive heat conduction in semiconductor alloys. I. Theoretical foundations,” *Phys. Rev. B* **91**, 085202 (2015).
 - ¹⁸ Chengyun Hua and A. J. Minnich, “Heat dissipation in the quasiballistic regime studied using the Boltzmann equation in the spatial frequency domain,” *Phys. Rev. B* **97**, 014307 (2018).
 - ¹⁹ T Tadano, Y Gohda, and S Tsuneyuki, “Anharmonic force constants extracted from first-principles molecular dynamics: applications to heat transfer simulations,” *J. Phys.: Cond. Mat.* **26**, 225402 (2014).
 - ²⁰ Atsushi Togo, Laurent Chaput, and Isao Tanaka, “Distributions of phonon lifetimes in Brillouin zones,” *Phys. Rev. B* **91**, 094306 (2015).
 - ²¹ Wu Li, J. Carrete, N. A. Katcho, and N. Mingo, “Sheng-BTE: A solver of the Boltzmann transport equation for phonons,” *Comp. Phys. Commun.* **185**, 1747–1758 (2014).
 - ²² A. Chernatynskiy and S. R. Phillpot, “Phonon transport simulator (PhonTS),” *Comp. Phys. Commun.* **192**, 196–204 (2015).
 - ²³ L. Lindsay, D. A. Broido, and T. L. Reinecke, “Phonon-isotope scattering and thermal conductivity in materials with a large isotope effect: A first-principles study,” *Phys. Rev. B* **88**, 144306 (2013).
 - ²⁴ A. Cepellotti and N. Marzari, “Transport waves as crystal excitations,” *Phys. Rev. Materials* **1**, 045406 (2017).
 - ²⁵ J. Carrete, B. Vermeersch, A. Katre, A. van Roekeghem, T. Wang, G. K.H. Madsen, and N. Mingo, “almaBTE : A solver of the spacetime dependent Boltzmann transport equation for phonons in structured materials,” *Computer Phys. Commun.* **220**, 351–362 (2017).
 - ²⁶ V. Elser, “Three lectures on statistical mechanics,” in *Mathematics and Materials*, Vol. 23, edited by M. J. Bowick, D. Kinderlehrer, G. Menon, and C. Radin (Amer. Math. Soc., 2017) Chap. 1, pp. 1–41.
 - ²⁷ T. L. Hill, “A different approach to nanothermodynamics,” *Nano Letters* **1**, 273–275 (2001).
 - ²⁸ R. V. Chamberlin, “The big world of nanothermodynamics,” *Entropy* **17**, 52–73 (2015).
 - ²⁹ C. A. Stafford, “Local temperature of an interacting quantum system far from equilibrium,” *Phys. Rev. B* **93**, 245403 (2016).
 - ³⁰ C. D. S. Brites, P. P. Lima, N. J. O. Silva, A. Millan, V. S. Amaral, F. Palacio, and L. D. Carlos, “Thermometry at the nanoscale,” *Nanoscale* **4**, 4799–4829 (2012).
 - ³¹ D. G. Cahill, P. V. Braun, G. Chen, D. R. Clarke, Shan-hui Fan, K. E. Goodson, P. Keblinski, W. P. King, G. D. Mahan, A. Majumdar, H. J. Maris, S. R. Phillpot, E. Pop, and Li Shi, “Nanoscale thermal transport. ii. 2003–2012,” *Appl. Phys. Revs.* **1**, 011305 (2014).
 - ³² J. S. Reparaz, E. Chavez-Angel, M. R. Wagner, B. Graczykowski, J. Gomis-Bresco, F. Alzina, and C. M. Sotomayor Torres, “A novel contactless technique for thermal field mapping and thermal conductivity determination: Two-laser Raman thermometry,” *Rev. Sci. Instrum.* **85**, 034901 (2014).
 - ³³ A. Vega-Flick, R. A. Duncan, J. K. Eliason, J. Cuffe, J. A. Johnson, J.-P. M. Peraud, L. Zeng, Z. Lu, A. A. Maznev, E. N. Wang, J. J. Alvarado-Gil, M. Sledzinska, C. M. Sotomayor-Torres, G. Chen, and K. A. Nelson, “Thermal transport in suspended silicon membranes measured by laser-induced transient gratings,” *AIP Advances* **6**, 121903 (2016).
 - ³⁴ Lingping Zeng, K. C. Collins, Yongjie Hu, M. N. Luckyanova, A. A. Maznev, S. Huberman, V. Chiloyan, Jiawei Zhou, Xiaopeng Huang, K. A. Nelson, and Gang Chen, “Measuring phonon mean free path distributions by probing quasiballistic phonon transport in grating nanostructures,” *Sci. Rep.* **5**, 17131 (2015).

- ³⁵ X. W. Zhou, S. Aubry, R. E. Jones, A. Greenstein, and P. K. Schelling, “Towards more accurate molecular dynamics calculation of thermal conductivity: Case study of GaN bulk crystals,” *Phys. Rev. B* **79**, 115201 (2009).
- ³⁶ A. J. H. McGaughey and J. M. Larkin, “Predicting phonon properties from equilibrium molecular dynamics simulations,” *Ann. Rev. Heat Transfer* **17**, 49–87 (2014).
- ³⁷ Zuyuan Wang and Xiulin Ruan, “On the domain size effect of thermal conductivities from equilibrium and nonequilibrium molecular dynamics simulations,” *J. Appl. Phys.* **121**, 044301 (2017).
- ³⁸ J.-P. M. Péraud and N. G. Hadjiconstantinou, “Efficient simulation of multidimensional phonon transport using energy-based variance-reduced Monte Carlo formulations,” *Phys. Rev. B* **84**, 205331 (2011).
- ³⁹ J.-P. M. Péraud, C. D. Landon, and N. G. Hadjiconstantinou, “Monte Carlo methods for solving the Boltzmann transport equation,” *Ann. Rev. Heat Transfer* **17**, 205–265 (2014).
- ⁴⁰ R. A. Guyer and J. A. Krumhansl, “Solution of the linearized phonon Boltzmann equation,” *Phys. Rev.* **148**, 766–778 (1966).
- ⁴¹ J. M. Ziman, *Electrons and Phonons* (Oxford, London, 1960).
- ⁴² W. Pauli, “Über das H-Theorem vom Anwachsen der Entropie vom Standpunkt der neuen Quantenmechanik,” in *Probleme der modernen Physik: Arnold Sommerfeld zum 60. Geburtstag gewidmet von seinen Schülern* (Hirzel, Leipzig) (1928), reprinted in W. Pauli, *Collected scientific papers*, edited by R. Kronig, V.F. Weisskopf (Interscience, New York, 1964), Vol. 1.
- ⁴³ R. J. Hardy, “Energy-flux operator for a lattice,” *Phys. Rev.* **132**, 168–177 (1963).
- ⁴⁴ L. Ercole, A. Marcolongo, P. Umari, and S. Baroni, “Gauge invariance of thermal transport coefficients,” *J. Low Temp. Phys.* **185**, 79–86 (2016).
- ⁴⁵ M. Dressel and G. Grüner, *Electrodynamics of Solids* (Cambridge University Press, Cambridge, 2002).
- ⁴⁶ D. Pines and P. Nozières, *The Theory of Quantum Liquids: Volume 1, Normal Fermi Liquids* (Benjamin, N.Y., 1966).
- ⁴⁷ G. Giuliani and G. Vignale, *Quantum Theory of the Electron Liquid* (Cambridge University Press, Cambridge, 2005).
- ⁴⁸ G. E. H. Reuter and E. H. Sondheimer, “The theory of the anomalous skin effect in metals,” *Proc. Roy. Soc. London A: Math., Phys. and Eng. Sciences* **195**, 336–364 (1948).
- ⁴⁹ G. Grosso and G. Pastori Parravicini, *Solid State Physics* (Academic Press, Amsterdam, 2000).
- ⁵⁰ A. B. Pippard, “The surface impedance of superconductors and normal metals at high frequencies ii. the anomalous skin effect in normal metals,” *Proc. Roy. Soc. London A: Math., Phys. and Eng. Sciences* **191**, 385–399 (1947).
- ⁵¹ B. Vermeersch and A. Shakouri, “Nonlocality in microscale heat conduction,” *ArXiv e-prints* (2014), arXiv:1412.6555v2 [cond-mat.mes-hall].
- ⁵² Chengyun Hua and A. J. Minnich, “Semi-analytical solution to the frequency-dependent Boltzmann transport equation for cross-plane heat conduction in thin films,” *J. Appl. Phys.* **117**, 175306 (2015).