

Orbital selectivity enhanced by nematic order in FeSe

Rong Yu,^{1,*} Jian-Xin Zhu,^{2,†} and Qimiao Si^{3,‡}

¹*Department of Physics and Beijing Key Laboratory of Opto-electronic Functional Materials and Micro-nano Devices, Renmin University of China, Beijing 100872, China*

²*Theoretical Division and Center for Integrated Nanotechnologies,*

Los Alamos National Laboratory, Los Alamos, New Mexico 87545, USA

³*Department of Physics & Astronomy, Rice University, Houston, Texas 77005, USA*

Motivated by the recent low-temperature experiments on bulk FeSe, we study the electron correlation effects in a multiorbital model for this compound in the nematic phase using the $U(1)$ slave-spin theory. We find that a finite nematic order helps to stabilize an orbital selective Mott phase. Moreover, we propose that when the d - and s -wave bond nematic orders are combined with the ferro-orbital order, there exists a surprisingly large orbital selectivity between the xz and yz orbitals even though the associated band splitting is relatively small. Our results explain the seemingly unusual observation of strong orbital selectivity in the nematic phase of FeSe, uncover new clues on the nature of the nematic order, and set the stage to elucidate the interplay between superconductivity and nematicity in iron-based superconductors.

Introduction. The iron-based superconductors (FeSCs) present a topic of extensive current research in condensed matter physics [1–6]. One characteristic feature of these materials is that multiple electronic $3d$ orbitals are important for their electronic structure. With the electron-electron interactions in these multiorbital systems, the entwined degrees of freedom generate a very rich phase diagram with a variety of correlation-induced electronic orders [2–6].

Besides the overall effect of electron correlations [7–11], the multiple orbitals in the FeSCs may possess different degrees of correlation effects. Such an orbital selectivity has been found in multiorbital models for FeSCs [12–15]. Because of the kinetic hybridization between the different orbitals in these models, this effect is surprising and to be contrasted [16, 17] with what happens when the orbitals do not mix with each other [18–22]. It has been shown that the Hund’s coupling helps to stabilize an orbital-selective Mott phase (OSMP) inside which the Fe $3d_{xy}$ orbital is Mott localized while the other orbitals are still itinerant [13]. Many iron chalcogenides and pnictides appear to be close to the OSMP in the phase diagram, and can be driven into this phase by doping, applying pressure, or varying temperature [23–31].

Another important aspect of the multiorbital effect in FeSCs is associated with the nematic order. In most of the undoped iron pnictides, there is a structural transition from a tetragonal phase to an orthorhombic one with lowering the temperature. Right at or slightly below the structural transition temperature, the system develops a long-range $(\pi, 0)$ antiferromagnetic (AFM) order. The superconductivity usually appears near this antiferromagnetic phase. In between the structural and the magnetic transitions the C_4 lattice rotational symmetry is broken, and the system is in a nematic phase. The origin of this nematic phase is still under debate. In the spin-driven-nematicity scenario, the nematicity is associated with an Ising order characterizing the anisotropic

antiferromagnetic fluctuations [32–35] or the antiferro-quadrupolar ones [36]. The corresponding bond nematicity may have different forms, such as d - or s -wave nearest neighbor bond nematic orders [37]. On symmetry grounds, this bond nematicity is linearly coupled to a ferro-orbital order that lifts the degeneracy of the Fe d_{xz} and d_{yz} orbitals. Thus, a ferroorbital order is also expected to be present. Interestingly, recent angle-resolved photoemission spectroscopy (ARPES) measurements on a variety of FeSCs observed a momentum dependent splitting between the xz - and yz -orbital dominant bands, which suggests the coexistence of several different nematic orders [38–40].

Among the FeSCs, FeSe is one of the most fascinating compounds. The single-layer FeSe on the SrTiO_3 substrate holds the record of the highest superconducting transition temperature of the FeSCs [41]. On the other hand, the bulk FeSe has a structural transition at $T_s = 90$ K without showing an AFM long-range order down to the lowest accessible temperature under ambient pressure, suggesting an unusual magnetism in the ground state [36]. In the nematic phase, ARPES measurements find a momentum dependent splitting between the xz - and yz -orbital dominant bands with small splittings at both the Γ and M points of the Brillouin zone (BZ) [38, 42]. Recent scanning tunneling microscopy (STM) experiments have revealed a strong orbital selectivity [43, 44]. Especially, the estimated ratio of the quasiparticle weights between the yz and xz orbitals is very large: $Z_{yz}/Z_{xz} \sim 4$. Because the band splittings are relatively small [38, 42], such a strong orbital selectivity is surprising [45]. It is important to resolve this puzzle, given that both the nematic correlations and orbital selectivity may be of broad interest to unconventional superconductivity in the iron-based materials and beyond.

In this Letter, we examine the electron correlation effects in a multiorbital Hubbard model for the nematic phase of FeSe using previously developed $U(1)$ slave-spin

theory [46]. We consider three types of nematic orders, a ferro-orbital order, a d -wave nearest-neighbor bond order, and an s -wave nearest-neighbor bond order, and analyze their effects on the orbital selectivity. We solve the saddle-point equations and show that the OSMP is promoted by any of these nematic orders. This effect is delicate, because we also find that the full Mott localization of the system depends on the type and strength of the nematic order. Remarkably, we find that, by taking a proper combination of the three types of nematic order, the system can exhibit a strong orbital selectivity with $Z_{yz}/Z_{xz} \sim 4$ but rather small band splitting ($\lesssim 50$ meV) at the Γ and M points of the BZ. Our results naturally explain the unusually large orbital selectivity in the nematic phase of FeSe [43, 44], thereby setting the stage to understand the superconducting state in this compound. More generally, the necessity of coexisting nematic orders with comparable strength implies that the nematicity in the FeSCs cannot be entirely driven by the orbital order, thereby providing new clues to the origin of the nematicity in FeSCs.

Model and method. We study a five-orbital Hubbard model for FeSe. The Hamiltonian reads as

$$H = H_{\text{TB}} + H_{\text{nem}} + H_{\text{int}}. \quad (1)$$

H_{TB} is a five-orbital tight-binding Hamiltonian with tetragonal lattice symmetry,

$$H_{\text{TB}} = \frac{1}{2} \sum_{ij\alpha\beta\sigma} t_{ij}^{\alpha\beta} d_{i\alpha\sigma}^\dagger d_{j\beta\sigma} + \sum_{i\alpha\sigma} (\epsilon_\alpha - \mu) d_{i\alpha\sigma}^\dagger d_{i\alpha\sigma}, \quad (2)$$

where $d_{i\alpha\sigma}^\dagger$ creates an electron in orbital α ($\alpha = 1, \dots, 5$ denoting xz , yz , $x^2 - y^2$, xy , and $3z^2 - r^2$ orbitals, respectively) with spin σ at site i , ϵ_α refers to the energy level associated with the crystal field splitting (which is diagonal in the orbital basis), and μ is the chemical potential. The tight-binding parameters $t_{ij}^{\alpha\beta}$ and ϵ_α , which are presented in the Supplemental Material (SM) [47], are determined by fitting to DFT band structure for FeSe, and we specify μ to fix the total electron density to 6 per Fe. The on site interaction H_{int} reads

$$\begin{aligned} H_{\text{int}} = & \frac{U}{2} \sum_{i,\alpha,\sigma} n_{i\alpha\sigma} n_{i\alpha\bar{\sigma}} \\ & + \sum_{i,\alpha<\beta,\sigma} \{U' n_{i\alpha\sigma} n_{i\beta\bar{\sigma}} + (U' - J_{\text{H}}) n_{i\alpha\sigma} n_{i\beta\sigma} \\ & - J_{\text{H}} (d_{i\alpha\sigma}^\dagger d_{i\alpha\bar{\sigma}} d_{i\beta\bar{\sigma}}^\dagger d_{i\beta\sigma} + d_{i\alpha\sigma}^\dagger d_{i\alpha\bar{\sigma}}^\dagger d_{i\beta\sigma} d_{i\beta\bar{\sigma}})\} \end{aligned} \quad (3)$$

where $n_{i\alpha\sigma} = d_{i\alpha\sigma}^\dagger d_{i\alpha\sigma}$. Here, U , U' , and J_{H} , respectively denote the intraorbital repulsion, the interorbital repulsion, and the Hund's rule coupling, and we take $U' = U - 2J_{\text{H}}$. [55] To study the model in the nematic phase, we introduce bare nematic orders in the xz and

yz orbital subspace into H_{nem} . In the momentum space

$$\begin{aligned} H_{\text{nem}} = & \sum_{\mathbf{k}} [-2\delta_d(\cos k_x - \cos k_y)(n_{k1} + n_{k2}) \\ & - 2\delta_s(\cos k_x + \cos k_y)(n_{k1} - n_{k2}) + \delta_f(n_{k1} - n_{k2})]. \end{aligned} \quad (4)$$

Here, besides the ferro-orbital order (δ_f) we have also taken into account a d - and an s -wave bond nematic order (δ_d and δ_s), which corresponds to nearest-neighboring hopping anisotropy. [37]

We investigate the electron correlation effects by using a $U(1)$ slave-spin theory [46]. In this approach, we rewrite $d_{i\alpha\sigma}^\dagger = S_{i\alpha\sigma}^+ f_{i\alpha\sigma}^\dagger$, where $S_{i\alpha\sigma}^+$ ($f_{i\alpha\sigma}^\dagger$) is the introduced quantum $S = 1/2$ spin (fermionic spinon) operator to carry the charge (spin) degree of freedom of the electron at each site. For a general multiorbital model three saddle-point solutions can be stabilized: a metallic state with the quasiparticle spectral weight $Z_\alpha > 0$ in all orbitals, a Mott insulator with $Z_\alpha = 0$ in all orbitals, and an OSMP with $Z_\alpha = 0$ in some orbitals but $Z_\alpha > 0$ in other orbitals. In the metallic state, a significant effect of the electron correlations is that the electron band structure is renormalized by Z_α and the effective on site potential $\tilde{\mu}_\alpha$. [47] We are particularly interested in how the band splittings between the xz - and yz -dominant bands at the Γ and M points of the BZ (ΔE_Γ and ΔE_M) evolves with interaction U and nematic order δ_a ($a = f, d, s$). Keeping in mind the aim of understanding the effect of nematicity on the orbital selectivity, we simplify our analysis by focusing on the diagonal part of J_{H} (SM, end of the 2nd section [47]).

Phase diagram in the tetragonal phase. We first examine the correlation effects in the tetragonal phase. The ground-state phase diagram in the $J_{\text{H}}-U$ plane is shown in Fig. 1(a). It contains three phases: a metal, a MI, stabilized for $U \gtrsim 5$ eV, and an OSMP close to the boundary of the MI when $J_{\text{H}}/U \gtrsim 0.1$. In the OSMP, the xy orbital is Mott localized while other Fe 3d orbitals are still itinerant (Fig. 1(b)). In the metallic phase, there is a crossover at U^* between a weakly correlated metal (WCM) and a strongly correlated metal (SCM). Z_α drops rapidly with increasing U across U^* (Fig. 1(b)). Qualitatively, the phase diagram here for FeSe is similar to those for other iron chalcogenides [13, 24]. By comparing with ARPES results on FeSe $_x$ Te $_{1-x}$ [54], it is extrapolated that $J_{\text{H}}/U \sim 0.15-0.3$ eV, and $U \sim 2.5-4$ eV in FeSe, suggesting that FeSe is close to the crossover line U^* in the phase diagram, and has moderate orbital selectivity compared to FeTe [54]. However, the tetragonal phase of FeSe is only stabilized above the structural transition. As shown in Fig.S3 of the SM [47], the threshold U value for the orbital-selective Mott transition (OSMT) decreases with increasing temperature. Thus, for $T \gtrsim 90$ K in the tetragonal phase, the system may already be close to the boundary of the OSMP.

Enhanced orbital selectivity in the nematic phase. We turn next to how the nematicity influences electron cor-

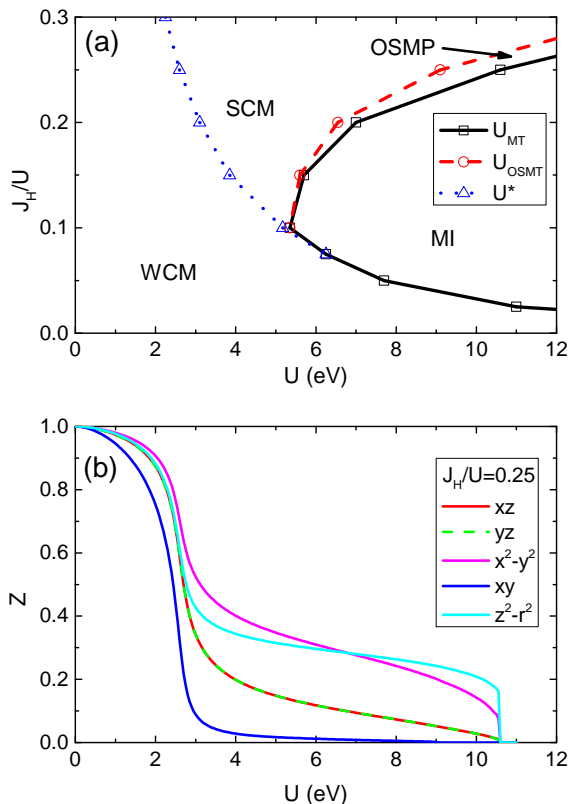


FIG. 1. (Color online) (a): Ground-state phase diagram of the five-orbital Hubbard model for FeSe in the tetragonal phase. (b): Evolution of the orbital resolved quasiparticle spectral weights with increasing U at $J_H/U = 0.25$.

relations. Fig. 2(a) shows how the phase diagram varies with the bare ferro-orbital order δ_f at $J_H/U = 0.25$. The phase boundaries change very little for $\delta_f \lesssim 0.2$ eV (see also Fig. 2(b)). Further increasing δ_f , U^* slightly increases. This is because U^* corresponds to an energy scale for the overall correlation effect, where a high-spin $S \sim 2$ state is approximately formed.[13] By increasing δ_f , the d_{xz} and d_{yz} orbitals are driven away from half-filling. Therefore, a larger U value is needed to push these orbitals back to being close to half-filling to form the high-spin state. On the other hand, the critical U for the OSMT significantly decreases, indicating an enhancement of orbital selectivity by the nematic order. This can be understood as follow: For a small δ_f , the electron densities at $U = 0$ in all three t_{2g} orbitals are close to half-filling (Fig.S4). But for a large δ_f , since it lifts the xz/yz -orbital degeneracy, the electron densities n_{xz} and n_{yz} are highly different and away from half-filling, but n_{xy} still is close to half-filling at $U = 0$ (Fig.S5). This makes the Mott localization of the xy orbital much easier for large δ_f . However, the critical U for the full Mott localization first increases with δ_f then decreases for $\delta_f \gtrsim 0.5$ eV. For small δ_f , the xz/yz orbitals are nearly degenerate, and a splitting between them effectively increases the to-

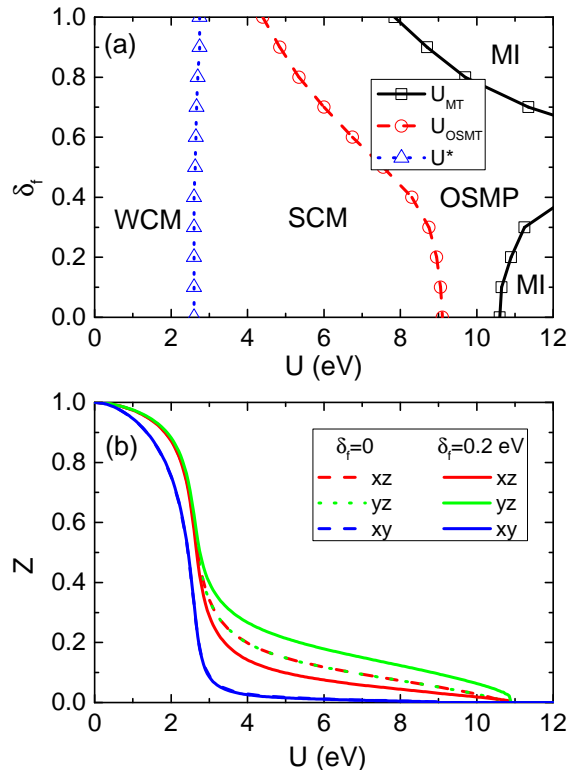


FIG. 2. (Color online) (a): Ground-state phase diagram of the five-orbital Hubbard model for FeSe with a ferro-orbital order δ_f at $J_H/U = 0.25$. (b): The quasiparticle spectral weights in the t_{2g} orbital sector with and without a ferro-orbital order.

tal bare bandwidth, making the Mott localization of all orbitals harder. But further increases δ_f , the center of the yz band is shifted much lower than the other four. With a moderate U , it can be driven to a band insulator. Once this takes place, the other bands would be at half-filling, which is known to be the easiest to be Mott localized than at any other commensurate filling.

We also analyze the effects of the two bond nematic orders on the Mott localization, and find that the enhancement of orbital selectivity is a general feature (Fig.S6), but a MI is disfavored. In the tight-binding model for FeSe [47], the nearest-neighbor hoppings along the \hat{x} and \hat{y} directions within the xz orbitals (also within the yz orbitals), $t_{\hat{x}(\hat{y})}^{11}$ (and $t_{\hat{x}(\hat{y})}^{22}$) are highly anisotropic. In particular, $t_{\hat{x}}^{11} = t_{\hat{y}}^{22} \approx 0$. Hence either a d - or an s -wave bond nematic order will enhance the kinetic energy associated with the xz and yz orbitals. This increases the orbital selectivity, promoting an OSMP. But the overall bandwidth is also increased, and therefore destabilizes a MI.

Orbital selectivity and band splitting. The nematic order not only helps stabilizing an OSMP by Mott localizing the xy orbital, but also enhances the orbital selectivity between the xz and yz orbitals. As shown in Fig. 2(b), the xz orbital is more correlated than in the tetragonal

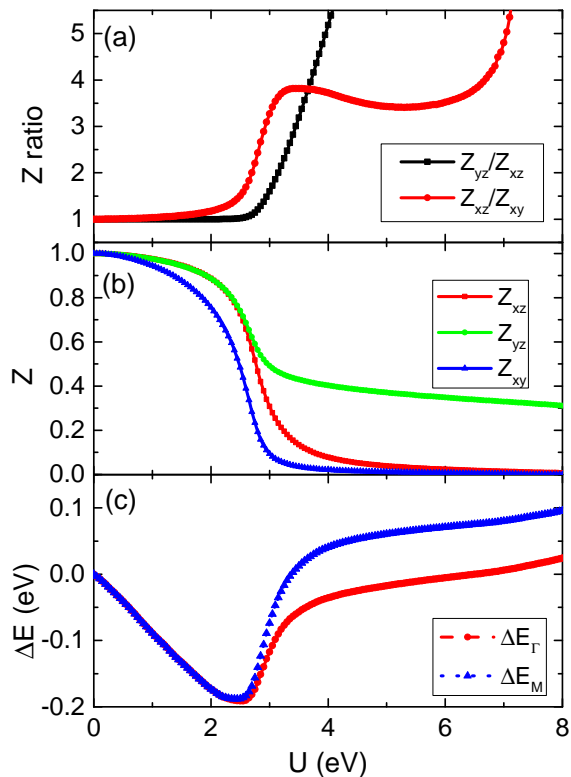


FIG. 3. (Color online) The orbital selectivity and band splitting in the nematic phase with a combined nematic order $\delta_f/4 = \delta_d = \delta_s = 0.2$ eV and with $J_H/U = 0.25$. (a): Z_{yz}/Z_{xz} and Z_{xz}/Z_{xy} ; (b): Z_{xz} , Z_{yz} , and Z_{xy} ; (c): band splitting at Γ (ΔE_{Γ}) and M (ΔE_M) of the 2-Fe BZ.

phase, while the yz orbital is less so. The ratio Z_{yz}/Z_{xz} increases with δ_f monotonically. As mentioned earlier, recent STM experiments have observed $Z_{yz}/Z_{xz} \sim 4$ in the nematic phase of FeSe [43, 44].

In the case of a single bare ferro-orbital order, δ_f must be larger than 0.4 eV to arrive at such a large ratio within a reasonable range of U (See Fig.S7). This leads to the band splittings ΔE_{Γ} and ΔE_M higher than 100 meV, which is much larger than the observed values ($\lesssim 50$ meV). [38–40, 56] Similar issue applies to the bond nematic orders alone (Fig.S7). Thus, it is seemingly impossible to reconcile the contrasting properties as observed in STM and ARPES, respectively.

To make progress, we consider a combination of the three nematic orders. An observation of Eq. (4) is that the bare band splittings at both Γ and M points will be exactly canceled when taking $\delta_f/4 = \delta_d = \delta_s$ (see SM [47]). For definiteness, we simply take this combined nematic order. As shown in Fig. 3, for $U \sim 3.5$ – 4 eV, such a combined nematic order gives $Z_{yz} \approx 0.5$, $Z_{xz} \approx 0.15$, and $Z_{xy} \approx 0.05$, close to the experimentally determined values. Moreover, though the electron correlations renormalize the band splittings, the cancellation effect is still prominent: The band splittings ΔE_{Γ} and

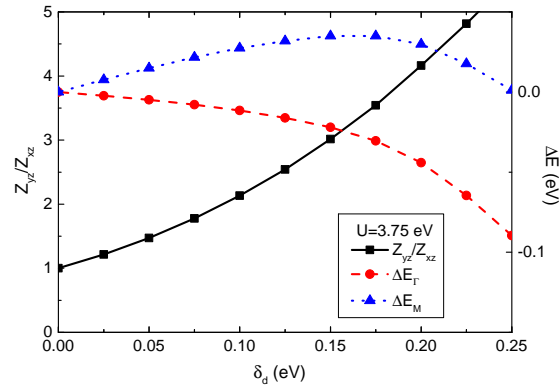


FIG. 4. (Color online) Evolution of Z_{yz}/Z_{xz} (black solid) and band splittings at Γ and M points, ΔE_{Γ} (red dashed) and ΔE_M (blue dot), with the combined nematic order $\delta_f/4 = \delta_d = \delta_s$ at $J_H/U = 0.25$ and $U = 3.75$ eV.

ΔE_M are less than 50 meV; this result is fully consistent with the ARPES results.

We further show how the orbital selectivity and band splitting evolve with this combined nematic order in Fig. 4. We find it quite remarkable that a large orbital selectivity (Z_{yz}/Z_{xz}) while, at the same time, a small band splitting is stabilized by a moderate (bare) combined nematic order.

Discussions. With a single nematic order alone, to keep the band splittings ΔE_{Γ} and ΔE_M to be compatible to the observed values (< 50 meV), we find that the bare nematic order must be small, leading to a weak orbital selectivity in the xz and yz sector with Z_{yz}/Z_{xz} close to 1. This is consistent with a previous study [45]. Our calculations, however, have demonstrated a new effect: with a proper combination of the bond nematic orders and the ferro-orbital order, the band splittings at the Γ (and M) point caused by the different nematic orders compensate. In this way, moderate bare nematic orders can give rise to a strong orbital selectivity with $Z_{yz}/Z_{xz} \sim 4$, while keeping the band splittings near the Fermi level small at both the Γ and M points of the BZ. This result is robust against nematic quantum fluctuations, given that the system is not close to a nematic quantum critical point even though the band splittings are small. The large orbital selectivity manifests the effect of electron correlations. The latter is also implicated by the fact that the anisotropy in the optical conductivity induced by the nematic order extends to a large energy range, all the way to about 0.5 eV (*i.e.*, about 50 times of $k_B T_s$) [57].

The necessity that all the three types of nematic orders coexist implies that the nematic order observed in FeSCs has an unconventional origin and cannot be entirely driven by orbital order. In the spin driven nematicity, the nematic order is just an Ising order associated with short-range antiferromagnetic or antifer-

roquadrupolar orders within an effective frustrated spin model including short-range Heisenberg and biquadratic interactions. Within this scenario, it is expected that the nearest-neighbor bond nematic orders, together with the linearly coupled ferro-orbital order, contribute significantly in the nematic phase [58], leading to a combined nematic order. Our results thus suggest that the nematicity in FeSCs likely has a magnetic origin.

Conclusions. We have studied the effects of electron correlation with a nematic order in a multiorbital Hubbard model for FeSe by using the slave-spin method. We show that the orbital selectivity is generally enhanced by the nematic order. A large combined nematic order can give rise to a large orbital selectivity in the xz/yz orbital subspace with a small band splitting. Our results resolve an outstanding puzzle in the recent experimental observations on the orbital selectivity and nematicity in FeSe, elucidate the nature and origin of the nematic order in FeSCs, and pave the way for understanding the interplay between nematicity and high temperature superconductivity.

We thank E. Abrahams, B. M. Andersen, E. Bascones, M. Daghofer, P. C. Dai, H. Hu, D. H. Lu, M. Yi, and X.-J. Zhou for useful discussions. This work has in part been supported by the National Science Foundation of China Grant No. 11674392, Ministry of Science and Technology of China, National Program on Key Research Project Grant No.2016YFA0300504 and Research Funds of Remnin University of China Grant No. 18XNLG24 (R. Y.), and by the U.S. Department of Energy, Office of Science, Basic Energy Sciences, under Award No. de-sc0018197, the Robert A. Welch Foundation Grant No. C-1411 and a QuantEmX grant from ICAM and the Gordon and Betty Moore Foundation through Grant No. GBMF5305 (Q.S.), and by the U.S. DOE Office of Basic Energy Sciences E3B5 (J.-X.Z.). The work was supported in part by the Center for Integrated Nanotechnologies, a U.S. DOE BES user facility. Q.S. acknowledges the hospitality of University of California at Berkeley and of the Aspen Center for Physics (NSF grant No. PHY-1607611).

* rong.yu@ruc.edu.cn

† jxzhu@lanl.gov

‡ qmsi@rice.edu

- [1] Y. Kamihara, T. Watanabe, M. Hirano, and H. Hosono, *J. Am. Chem. Soc.* **130**, 3296 (2008).
- [2] D. C. Johnston, *Adv. Phys.* **59**, 803-1061 (2010).
- [3] P. Dai, *Rev. Mod. Phys.* **87**, 855-896 (2015).
- [4] Q. Si, R. Yu and E. Abrahams, *Nat. Rev. Mater.* **1**, 16017 (2016).
- [5] P. J. Hirschfeld, *Comptes Rendus Physique* **17**, 197 (2016).
- [6] F. Wang and D.-H. Lee, *Science* **332**, 200-204 (2011).
- [7] M. M. Qazilbash *et al.*, *Nature Phys.* **5**, 647-650 (2009).
- [8] Q. Si and E. Abrahams, *Phys. Rev. Lett.* **101**, 076401 (2008).
- [9] K. Haule and G. Kotliar, *New J. Phys.* **11**, 025021 (2009).
- [10] M. Yi *et al.*, *Phys. Rev. Lett.* **115**, 256403 (2015).
- [11] M. Wang *et al.*, *Phys. Rev. B* **92**, 121101(R) (2015).
- [12] R. Yu and Q. Si, *Phys. Rev. B* **84**, 235115 (2011).
- [13] R. Yu and Q. Si, *Phys. Rev. Lett.* **110**, 146402 (2013).
- [14] L. de' Medici, G. Giovannetti, and M. Capone, *Phys. Rev. Lett.* **112**, 177001 (2014).
- [15] J. Rincon, A. Moreo, G. Alvarez, and E. Dagotto, *Phys. Rev. Lett.* **112**, 106405 (2014).
- [16] R. Yu and Q. Si, *Phys. Rev. B* **96**, 125110 (2017).
- [17] Y. Komijani and G. Kotliar, *Phys. Rev. B* **96**, 125111 (2017).
- [18] V. I. Anisimov, I. A. Nekrasov, D. E. Kondakov, T. M. Rice, and M. Sigrist, *Eur. Phys. J. B* **25**, 191 (2002).
- [19] A. Koga, N. Kawakami, T. M. Rice, and M. Sigrist, *Phys. Rev. Lett.* **92**, 216402 (2004).
- [20] P. Werner and A. J. Millis, *Phys. Rev. Lett.* **99**, 126405 (2007).
- [21] P. Werner, E. Gull, and A. J. Millis, *Phys. Rev. B* **79**, 115119 (2009).
- [22] L. de' Medici, S. R. Hassan, M. Capone, and X. Dai, *Phys. Rev. Lett.* **102**, 126401 (2009).
- [23] M. Yi, D. H. Lu, R. Yu, S. C. Riggs, J.-H. Chu, B. Lv, Z. K. Liu, M. Lu, Y. T. Cui, M. Hashimoto, S.-K. Mo, Z. Hussain, C. W. Chu, I. R. Fisher, Q. Si, and Z.-X. Shen, *Phys. Rev. Lett.* **110**, 067003 (2013).
- [24] M. Yi, Z.-K. Liu, Y. Zhang, R. Yu, J.-X. Zhu, J. J. Lee, R. G. Moore, F. T. Schmitt, W. Li, S. C. Riggs, J.-H. Chu, B. Lv, J. Hu, T. J. Liu, M. Hashimoto, S.-K. Mo, Z. Hussain, Z. Q. Mao, C.W. Chu, I. R. Fisher, Q. Si, Z.-X. Shen, and D. H. Lu, *Nat. Commun.* **6**, 7777 (2015).
- [25] Y. J. Pu, Z. C. Huang, H. C. Xu, D. F. Xu, Q. Song, C. H. P. Wen, R. Peng, and D. L. Feng, *Phys. Rev. B* **94**, 115146 (2016).
- [26] M. Yi, Y. Zhang, Z.-X. Shen, and D. H. Lu, *npj Quant. Mater.* **2**, 57 (2017).
- [27] Z. Wang, M. Schmidt, J. Fischer, V. Tsurkan, M. Greger, D. Vollhardt, A. Loidl, and J. Deisenhofer, *Nat. Commun.* **5**, 3202 (2014).
- [28] X. Ding, Y. Pan, H. Yang, and H.-H. Wen, *Phys. Rev. B* **89**, 224515 (2014).
- [29] W. Li, C. Zhang, S. Liu, X. Ding, X. Wu, X. Wang, H.-H. Wen, and M. Xiao, *Phys. Rev. B* **89**, 134515 (2014).
- [30] P. Gao, R. Yu, L. Sun, H. Wang, Z. Wang, Q. Wu, M. Fang, G. Chen, J. Guo, C. Zhang, D. Gu, H. Tian, J. Li, J. Liu, Y. Li, X. Li, S. Jiang, K. Yang, A. Li, Q. Si, and Z. Zhao, *Phys. Rev. B* **89**, 094514 (2014).
- [31] S. D. Das, M. S. Laad, L. Craco, J. Gillett, V. Tripathi, and S. E. Sebastian, *Phys. Rev. B* **92**, 155112 (2015).
- [32] J. Dai, Q. Si, J.-X. Zhu, and E. Abrahams, *Proc. Natl. Acad. Sci. (USA)* **106**, 4118 (2009).
- [33] C. Fang, H. Yao, W. F. Tsai, J. P. Hu, and S. A. Kivelson, *Phys. Rev. B* **77**, 224509 (2008).
- [34] C. Xu, M. Müller, and S. Sachdev, *Phys. Rev. B* **78**, 020501 (2008).
- [35] P. Chandra, P. Coleman, and A. I. Larkin, *Phys. Rev. Lett.* **64**, 88 (1990).
- [36] R. Yu and Q. Si, *Phys. Rev. Lett.* **115**, 116401 (2015).
- [37] Y. Su, H. Liao, and T. Li, *J. Phys.: Condens. Matter* **27**, 105702 (2015).
- [38] M. D. Watson, *et al.*, *Phys. Rev. B* **94**, 201107(R) (2016).
- [39] Y. Zhang, *et al.*, *Phys. Rev. B* **94**, 115153 (2016).

- [40] P. Zhang, *et al.*, Phys. Rev. B **91**, 214503 (2015).
 [41] Q.-Y. Wang *et al.*, Chin. Phys. Lett. **29**, 037402 (2012).
 [42] D. Liu *et al.*, Phys. Rev. X **8**, 031033 (2018).
 [43] P. O. Sprau *et al.*, Science **357**, 75 (2017).
 [44] A. Kostin *et al.*, arXiv:1802.02266 (2018).
 [45] L. Fanfarillo, G. Giovannetti, M. Capone, and E. Bascones, Phys. Rev. B **95**, 144511 (2017).
 [46] R. Yu and Q. Si, Phys. Rev. B **86**, 085104 (2012).
 [47] See Supplemental Material [<http://link...>] for details on the tight-binding parameters of the model, the $U(1)$ slave spin theory, and analysis on the band splittings and orbital selectivity, which include Refs. [48–54].
 [48] S. Graser *et al.*, New J. Phys. **11**, 025016 (2009).
 [49] S. Florens and A. Georges, Phys. Rev. B **70**, 035114 (2004).
 [50] G. Kotliar and A. E. Ruckenstein, Phys. Rev. Lett. **57**, 1362 (1986).
 [51] H. Ishida and A. Liebsch, Phys. Rev. B **81**, 054513 (2010).
 [52] M. Aichhorn, S. Biermann, T. Miyake, A. Georges, and M. Imada, Phys. Rev. B **82**, 064504 (2010).
 [53] Z. P. Yin, K. Haule, and G. Kotliar, Nat. Phys. **7**, 294 (2011).
 [54] Z.-K. Liu *et al.*, Phys. Rev. B **92**, 235138 (2015).
 [55] C. Castellani, C. R. Natoli, and J. Ranninger, Phys. Rev. B **18**, 4945 (1978).
 [56] M. D. Watson *et al.*, Phys. Rev. B **91**, 155106 (2015).
 [57] M. Chinotti, A. Pal, L. Degiorgi, A. E. Böhmer, and P. C. Canfield, Phys. Rev. B **96**, 121112(R) (2017).
 [58] M. Daghofer, A. Nicholson, and A. Moreo, Phys. Rev. B **85**, 184515 (2012).

SUPPLEMENTAL MATERIAL – ORBITAL SELECTIVITY ENHANCED BY NEMATIC ORDER IN FESE

Details on the Tight-binding parameters

To obtain the tight-binding parameters, we perform local density approximation (LDA) calculations for bulk FeSe with a tetragonal structure, and we fit the LDA band structure to the tight-binding Hamiltonian. The form of the five-orbital tight-binding Hamiltonian given in Ref. [48] is used. We obtain two sets of tight-binding parameters, either of which well reproduces the LDA bandstructure. The two sets of tight-binding parameters are listed in Table S1 and Table S2, respectively. A comparison between the bandstructure from the LDA and those from the tight-binding model is shown in Fig. S1. For these two sets of parameters, we obtain similar results in the slave-spin calculations in both the tetragonal and nematic phases. For definiteness, we only present results with parameter set A. In Fig. S2, we illustrate the bands relevant to the bandsplittings ΔE_T and ΔE_M in the nematic phase.

	$\alpha = 1$	$\alpha = 2$	$\alpha = 3$	$\alpha = 4$	$\alpha = 5$		
ϵ_α	-0.00733	-0.00733	-0.52154	0.10974	-0.5694		
$t_\mu^{\alpha\alpha}$	$\mu = x$	$\mu = y$	$\mu = xy$	$\mu = xx$	$\mu = xxy$	$\mu = xyx$	$\mu = xxyy$
$\alpha = 1$	-0.0111	-0.49155	-0.23486	-0.0119	-0.04025	-0.03917	-0.03808
$\alpha = 3$	-0.38485		-0.08015	-0.00646			
$\alpha = 4$	-0.16872		-0.10728	-0.00626	-0.04592		-0.02079
$\alpha = 5$	-0.03681			-0.00159	-0.01585		-0.02739
$t_\mu^{\alpha\beta}$	$\mu = x$	$\mu = xy$	$\mu = xxy$	$\mu = xxyy$			
$\alpha\beta = 12$		-0.12701	-0.00655	-0.05869			
$\alpha\beta = 13$	-0.36123	-0.07201	-0.0134				
$\alpha\beta = 14$	-0.20068	-0.03548	-0.00705				
$\alpha\beta = 15$	-0.08057	-0.14823		-0.01218			
$\alpha\beta = 34$			-0.0217				
$\alpha\beta = 35$	-0.29868		-0.01332				
$\alpha\beta = 45$		-0.13208		-0.05213			

Supplemental Table S1. Tight-binding parameter set A of the five-orbital model for bulk FeSe with the tetragonal structure. Here we use the same notation as in Ref. [48]. The orbital index $\alpha = 1, 2, 3, 4, 5$ correspond to d_{xz} , d_{yz} , $d_{x^2-y^2}$, d_{xy} , and $d_{3z^2-r^2}$ orbitals, respectively. The listed parameters are in eV.

	$\alpha = 1$	$\alpha = 2$	$\alpha = 3$	$\alpha = 4$	$\alpha = 5$		
ϵ_α	-0.04462	-0.04462	-0.46482	0.05510	-0.48664		
$t_\mu^{\alpha\alpha}$	$\mu = x$	$\mu = y$	$\mu = xy$	$\mu = xx$	$\mu = xxy$	$\mu = xyy$	$\mu = xxyy$
$\alpha = 1$	-0.02391	-0.46407	-0.23723	-0.01977	-0.02735	-0.03390	-0.04816
$\alpha = 3$	-0.38498		-0.08201	-0.01662			
$\alpha = 4$	-0.14137		-0.1046	-0.02346	-0.03301		-0.02421
$\alpha = 5$	-0.02272			-0.00983	-0.00799		-0.04141
$t_\mu^{\alpha\beta}$	$\mu = x$	$\mu = xy$	$\mu = xxy$	$\mu = xxyy$			
$\alpha\beta = 12$		-0.10648	-0.00963	-0.06207			
$\alpha\beta = 13$	-0.33982	-0.09231	-0.03202				
$\alpha\beta = 14$	-0.27634	-0.0472	-0.00575				
$\alpha\beta = 15$	-0.08485	-0.13135		-0.0131			
$\alpha\beta = 34$			-0.03011				
$\alpha\beta = 35$	-0.34386		-0.01006				
$\alpha\beta = 45$		-0.0591		-0.02495			

Supplemental Table S2. Tight-binding parameter set B of the five-orbital model for bulk FeSe with the tetragonal structure.

Details on the $U(1)$ slave spin theory

In this section, we summarize the $U(1)$ slave-spin theory. For further details, we refer to Refs. [10] and [16].

In the $U(1)$ slave-spin formulation, we introduce a quantum $S = 1/2$ spin operator and use its XY component ($S_{i\alpha\sigma}^+$) to represent the charge degree of freedom of the electron at each site i , in each orbital α and for each spin flavor σ . Correspondingly, we use a fermionic “spinon” operator ($f_{i\alpha\sigma}^\dagger$) to carry the spin degree of freedom. The electron creation operator is represented as follows,

$$d_{i\alpha\sigma}^\dagger = S_{i\alpha\sigma}^+ f_{i\alpha\sigma}^\dagger. \quad (S1)$$

This representation has an enlarged Hilbert space compared to the one for the physical d electrons. To restrict the Hilbert space to the physical one, we implement a local constraint,

$$S_{i\alpha\sigma}^z = f_{i\alpha\sigma}^\dagger f_{i\alpha\sigma} - \frac{1}{2}. \quad (S2)$$

This representation contains a $U(1)$ gauge redundancy corresponding to $f_{i\alpha\sigma}^\dagger \rightarrow f_{i\alpha\sigma}^\dagger e^{-i\theta_{i\alpha\sigma}}$ and $S_{i\alpha\sigma}^+ \rightarrow S_{i\alpha\sigma}^+ e^{i\theta_{i\alpha\sigma}}$. As a result, the slave spins can be used to carry the $U(1)$ -symmetric physical charge degree of freedom, similarly as in the slave-rotor approach [49].

To ensure that the saddle point captures the correct quasiparticle spectral weight in the non-interacting limit (being equal to 1), we define a dressed operator in the Schwinger boson representation of the slave spins (in a way similar to the standard slave-boson theory [50]):

$$\hat{z}_{i\alpha\sigma}^\dagger = P_{i\alpha\sigma}^+ a_{i\alpha\sigma}^\dagger b_{i\alpha\sigma} P_{i\alpha\sigma}^-, \quad (S3)$$

where $P_{i\alpha\sigma}^\pm = 1/\sqrt{1/2 + \delta \pm (a_{i\alpha\sigma}^\dagger a_{i\alpha\sigma} - b_{i\alpha\sigma}^\dagger b_{i\alpha\sigma})/2}$, and δ is an infinitesimal positive number to regulate $P_{i\alpha\sigma}^\pm$.

Here $a_{i\alpha\sigma}$ and $b_{i\alpha\sigma}$ are Schwinger bosons representing the slave-spin operators: $S_{i\alpha\sigma}^+ = a_{i\alpha\sigma}^\dagger b_{i\alpha\sigma}$, $S_{i\alpha\sigma}^- = b_{i\alpha\sigma}^\dagger a_{i\alpha\sigma}$, and $S_{i\alpha\sigma}^z = (a_{i\alpha\sigma}^\dagger a_{i\alpha\sigma} - b_{i\alpha\sigma}^\dagger b_{i\alpha\sigma})/2$. They satisfy an additional constraint,

$$a_{i\alpha\sigma}^\dagger a_{i\alpha\sigma} + b_{i\alpha\sigma}^\dagger b_{i\alpha\sigma} = 1. \quad (S4)$$

In other words, they are hard-core bosons. In this representation, the constraint in Eq. (S2) becomes

$$a_{i\alpha\sigma}^\dagger a_{i\alpha\sigma} - b_{i\alpha\sigma}^\dagger b_{i\alpha\sigma} = 2f_{i\alpha\sigma}^\dagger f_{i\alpha\sigma} - 1. \quad (S5)$$

In addition, Eq. (S1) becomes

$$d_{i\alpha\sigma}^\dagger = \hat{z}_{i\alpha\sigma}^\dagger f_{i\alpha\sigma}^\dagger. \quad (\text{S6})$$

The Hamiltonian given in Eq. (1) of the main text can then be effectively rewritten as

$$H = \frac{1}{2} \sum_{ij\alpha\beta\sigma} t_{ij}^{\alpha\beta} \hat{z}_{i\alpha\sigma}^\dagger \hat{z}_{j\beta\sigma} f_{i\alpha\sigma}^\dagger f_{j\beta\sigma} + \sum_{i\alpha\sigma} (\epsilon_\alpha - \mu) f_{i\alpha\sigma}^\dagger f_{i\alpha\sigma} - \lambda_{i\alpha\sigma} [f_{i\alpha\sigma}^\dagger f_{i\alpha\sigma} - \frac{1}{2} (\hat{n}_{i\alpha\sigma}^a - \hat{n}_{i\alpha\sigma}^b)] + H_{\text{int}}^S. \quad (\text{S7})$$

Here, $\lambda_{i\alpha\sigma}$ is a Lagrange multiplier used to enforce the constraint in Eq. (S5). In addition, H_{int}^S is the interaction Hamiltonian in Eq. (2) of the main text rewritten in the slave-spin representation $H_{\text{int}} \rightarrow H_{\text{int}}(\mathbf{S})$ [10], and subsequently with the slave-spin operators substituted by the Schwinger bosons. The quasiparticle spectral weight

$$Z_{i\alpha\sigma} = |z_{i\alpha\sigma}|^2 \equiv |\langle \hat{z}_{i\alpha\sigma} \rangle|^2. \quad (\text{S8})$$

A metallic phase corresponds to $Z_{i\alpha\sigma} > 0$, and a Mott insulator corresponds to $Z_{i\alpha\sigma} = 0$ in all orbitals with a gapless spinon spectrum.

After decomposing the boson and spinon operators and treating the constraint on average, we obtain two saddle-point Hamiltonians for the spinons and the Schwinger bosons, respectively:

$$H_f^{\text{mf}} = \sum_{k\alpha\beta} \left[\xi_k^{\alpha\beta} \langle \hat{z}_\alpha^\dagger \rangle \langle \tilde{z}_\beta \rangle + \delta_{\alpha\beta} (\epsilon_\alpha - \lambda_\alpha + \tilde{\mu}_\alpha - \mu) \right] f_{k\alpha}^\dagger f_{k\beta}, \quad (\text{S9})$$

$$H_S^{\text{mf}} = \sum_{\alpha\beta} \left[Q_{\alpha\beta}^f (\langle \hat{z}_\alpha^\dagger \rangle \tilde{z}_\beta + \langle \tilde{z}_\beta \rangle \hat{z}_\alpha^\dagger) + \delta_{\alpha\beta} \frac{\lambda_\alpha}{2} (\hat{n}_\alpha^a - \hat{n}_\alpha^b) \right] + H_{\text{int}}^S, \quad (\text{S10})$$

where $\delta_{\alpha\beta}$ is Kronecker's delta function, $\xi_k^{\alpha\beta} = \frac{1}{N} \sum_{ij\sigma} t_{ij}^{\alpha\beta} e^{ik(r_i - r_j)}$, and

$$Q_{\alpha\beta}^f = \sum_{k\sigma} \xi_k^{\alpha\beta} \langle f_{k\alpha\sigma}^\dagger f_{k\beta\sigma} \rangle / 2, \quad (\text{S11})$$

$$\hat{z}_\alpha^\dagger = \langle P_\alpha^+ \rangle a_\alpha^\dagger b_\alpha \langle P_\alpha^- \rangle. \quad (\text{S12})$$

In addition, $\tilde{\mu}_\alpha$ is an effective onsite potential defined as

$$\tilde{\mu}_\alpha = 2\bar{\xi}_\alpha \eta_\alpha \quad (\text{S13})$$

where

$$\bar{\xi}_\alpha = \sum_{\beta} \left(Q_{\alpha\beta}^f \langle \hat{z}_\alpha^\dagger \rangle \langle \tilde{z}_\beta \rangle + \text{c.c.} \right) \quad (\text{S14})$$

and

$$\eta_\alpha = (2n_\alpha^f - 1) / [4n_\alpha^f (1 - n_\alpha^f)], \quad (\text{S15})$$

with $n_\alpha^f = \frac{1}{N} \sum_k \langle f_{k\alpha}^\dagger f_{k\alpha} \rangle$.

Eqs. (S9) and (S10) represent the main formulation of the $U(1)$ slave-spin approach at the saddle-point level. Note that in this approach, the spinon dispersion (along with the dispersion of the physical electrons) is naturally renormalized by the quasiparticle spectral weights $\sqrt{Z_\alpha Z_\beta}$ and the effective onsite potential $\tilde{\mu}_\alpha$. We study the metal-to-insulator transitions in the paramagnetic phase preserving the translational symmetry. The latter allows us to drop the spin and/or site indices of the Schwinger bosons (slave spins) and the Lagrange multiplier λ_α in the above saddle-point equations. We refer to Refs. [10] and [16] for a detailed derivation of these saddle-point Hamiltonians. The parameters z_α and λ_α are solved self-consistently.

The focus of the present work is the effect of the nematicity on the orbital selectivity. We have therefore treated only the diagonal part of the Hund's coupling J_H . The Mott and orbital-selective Mott transitions are related to the charge $U(1)$ symmetry of the system. Therefore, retaining only the $U(1)$ instead of the $SU(2)$ spin symmetry does not qualitatively affect the nature of the transitions. But quantitative difference, such as the critical U values for the transitions, may exist, as discussed in DMFT studies.[51,52] In the slave-spin calculation, we reach similar conclusions: for a fixed J_H/U ratio, the critical U values for the transitions will increase when the off-diagonal terms are taken into account because they increase the ground state degeneracy [12]. To incorporate this effect within our approach, we take a larger J_H/U ratio in our slave-spin calculation. In practice, we adopt $J_H/U = 0.25$ which is larger than the realistic value of $J_H/U \sim 0.15$ [31,53]. In the C4-symmetric case, this procedure has been verified to generate consistent results with ARPES for the case of Fe(Te,Se) substitution series [54].

The band splittings

Here we give the explicit expressions of the non-interacting band splittings at Γ and M points. From Eq. (4) of the main text, we find the bare band splitting at Γ is

$$\Delta E_\Gamma = E_{xz}(0,0) - E_{yz}(0,0) = 2(\delta_f - 4\delta_s), \quad (\text{S16})$$

and the band splitting at M point is

$$\Delta E_M = E_{xz}(0,\pi) - E_{yz}(\pi,0) = 2(\delta_f - 4\delta_d). \quad (\text{S17})$$

It is easy to see that for $\delta_f/4 = \delta_d = \delta_s$, the bare band splittings $\Delta E_\Gamma = \Delta E_M = 0$: The effects of the different nematic order components cancel with each other, in contrast to when either the ferro-orbital order δ_f , or the bond nematic order δ_d or δ_s acts alone. Taking into account the electron correlations, both ΔE_Γ and ΔE_M will be renormalized from their bare values. But as shown in Fig. S7, the cancelation effect is only prominent when taking a combined nematic order.

Supplemental figures

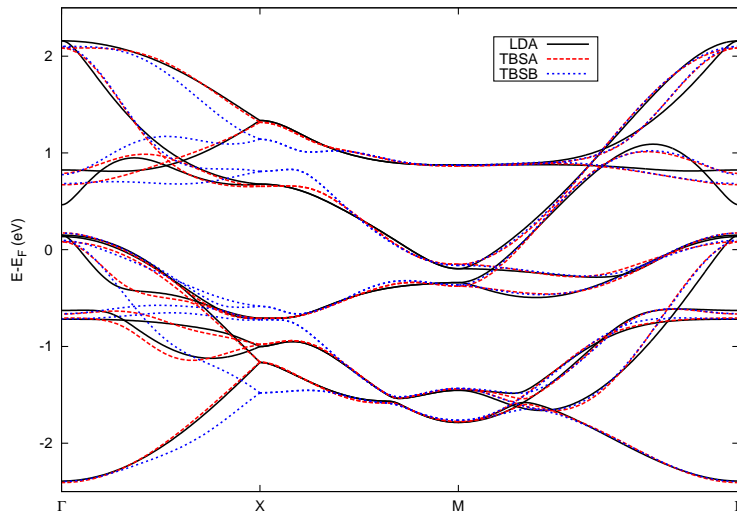


FIG. S1. (Color online) Comparison of bandstructures of FeSe in the tetragonal phase from the LDA and tight-binding models. TBSA and TBSB denote tight-binding models with parameter set A and set B, respectively.

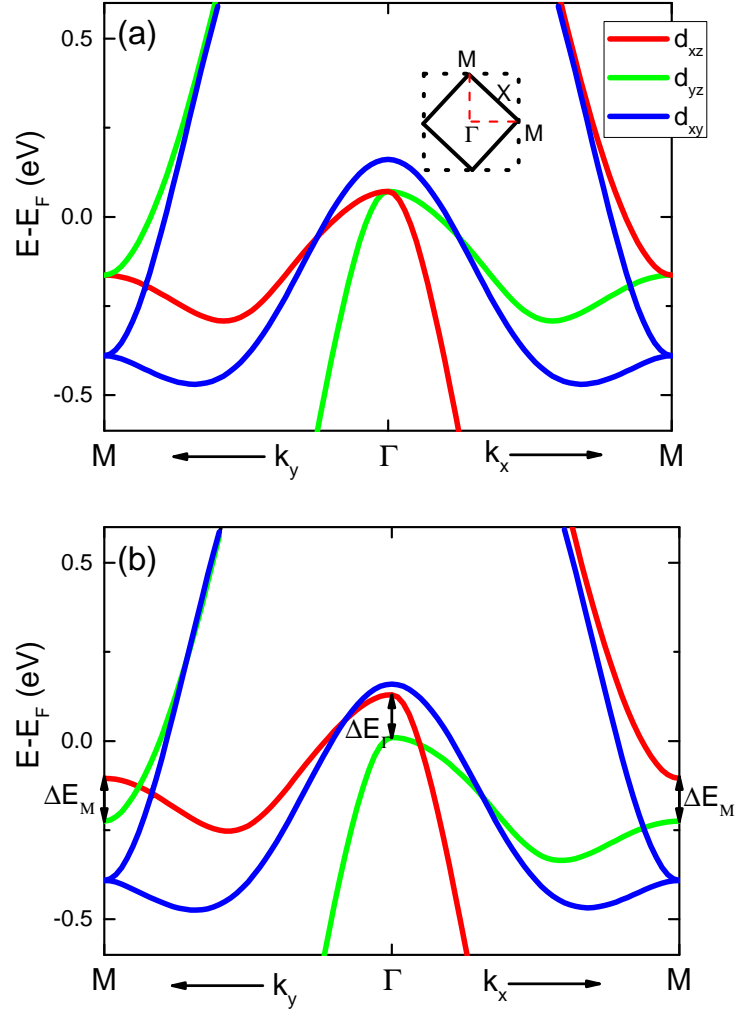


FIG. S2. (Color online) (a): Bandstructure of the tight-binding model (with parameter set A) for FeSe in the tetragonal phase. Different colors refer to dominant orbital characters of the relevant bands. The d_{xz} and d_{yz} orbitals are degenerate at Γ and M points due to the tetragonal symmetry. The Inset shows the 1-Fe (black dashed) and 2-Fe (solid) Brillouion zones. (b): Same as in (a) but in the nematic phase with a ferro-orbital order to illustrate the band splittings at the Γ (ΔE_{Γ}) and M (ΔE_M) points, which reflect the breaking of the tetragonal symmetry.

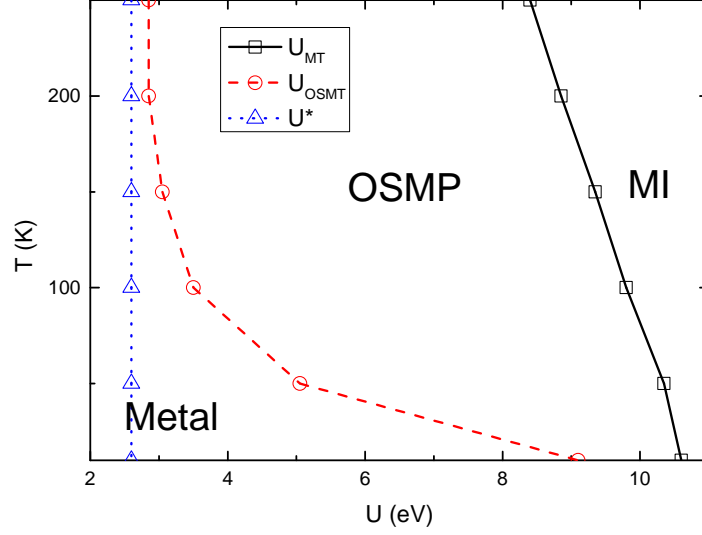


FIG. S3. (Color online) Finite-temperature phase diagram of the five-orbital Hubbard model for FeSe with tetragonal symmetry at $J_H/U = 0.25$. U_{MT} and U_{OSMT} are the threshold U values for the transition ($T=0$) or crossover ($T > 0$) into a Mott insulator or an orbital-selective Mott phase, respectively. U^* refers to the crossover between the weakly correlated metal to the strongly correlated metal.

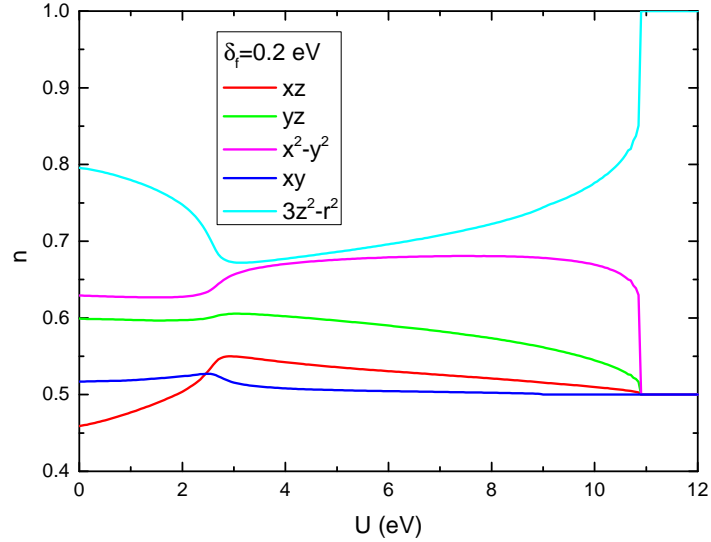


FIG. S4. (Color online) Electron density per orbital per spin flavor at $J_H/U = 0.25$ and with a bare ferro-orbital order $\delta_f = 0.2$ eV.

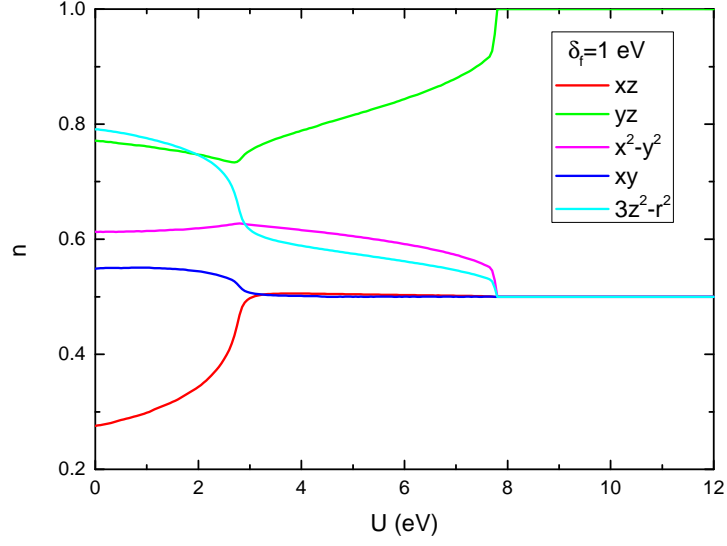


FIG. S5. (Color online) Electron density per orbital per spin flavor at $J_H/U = 0.25$ and with a bare ferro-orbital order $\delta_f = 1$ eV.

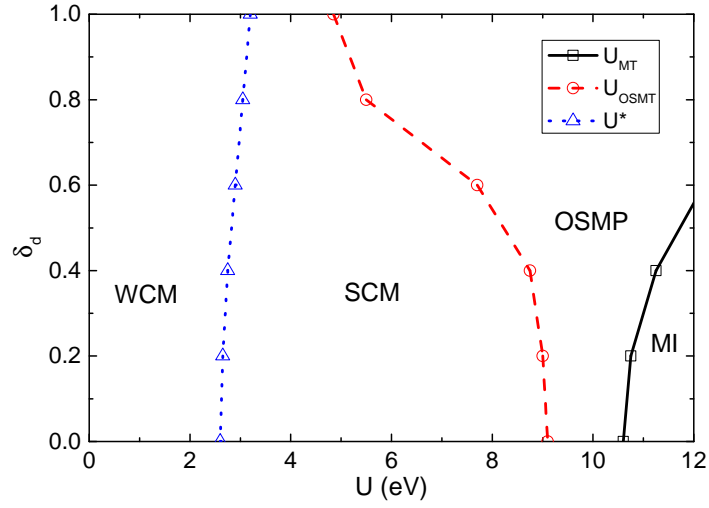


FIG. S6. (Color online) Ground-state phase diagram of the five-orbital Hubbard model for FeSe with a d -wave nearest-neighbor nematic order δ_d at $J_H/U = 0.25$.

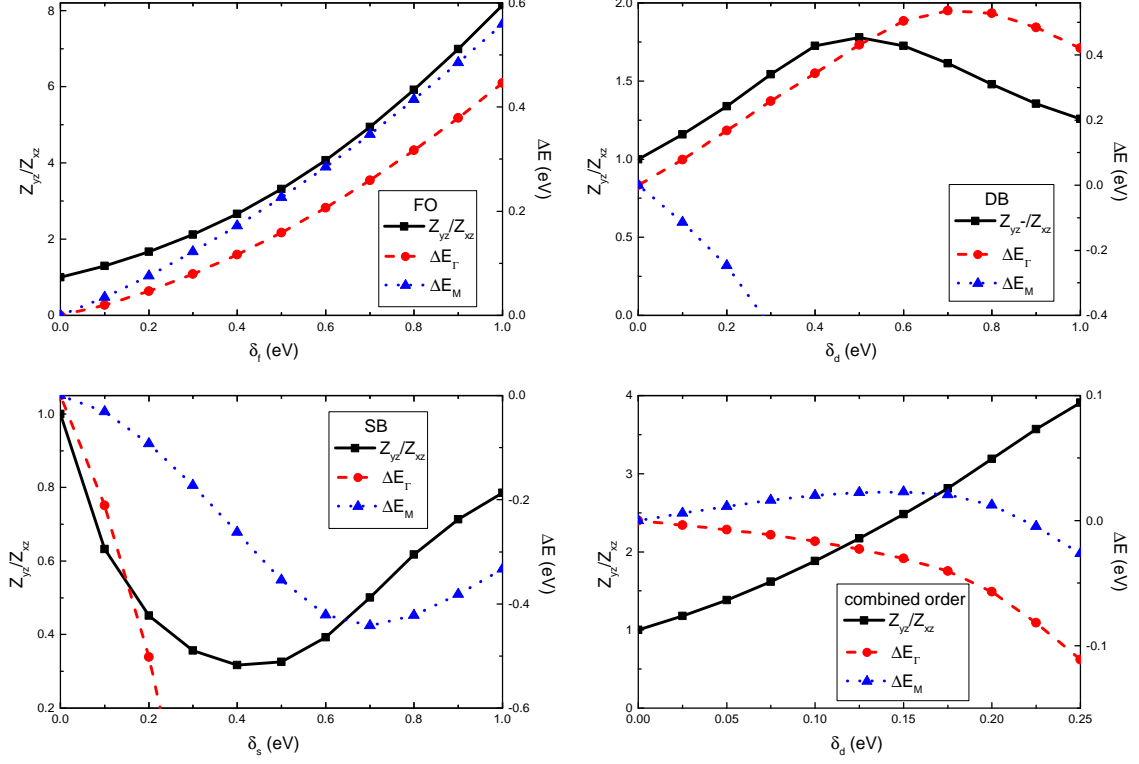


FIG. S7. (Color online) Evolution of Z_{yz}/Z_{xz} (black solid) and band splittings at Γ and M points, ΔE_Γ (red dashed) and ΔE_M (blue dot), with various nematic orders at $J_H/U = 0.25$ and $U = 3.5$ eV. FO, DB, and SB denote ferro-orbital order δ_f , d -wave bond nematic order δ_d , and s -wave nematic order, respectively. The combined order refers to the one with $\delta_f/4 = \delta_d = \delta_s$.