

Collective effects in Casimir-Polder forces

Kanupriya Sinha,^{1,*} B. Prasanna Venkatesh,^{2,3,†} and Pierre Meystre^{4,‡}

¹Max Planck Institute for the Physics of Complex Systems, Dresden, Germany.

²Institute for Theoretical Physics, University of Innsbruck, A-6020 Innsbruck, Austria.

³Institute for Quantum Optics and Quantum Information of the Austrian Academy of Sciences, A-6020 Innsbruck, Austria.

⁴Department of Physics and College of Optical Sciences, University of Arizona, Tucson, AZ 85721, USA.

We study cooperative phenomena in the fluctuation-induced forces between a surface and a system of neutral two-level quantum emitters prepared in a coherent collective state, showing that the total Casimir-Polder force on the emitters can be modified via their mutual correlations. Particularly, we find that a collection of emitters prepared in a super- or subradiant state experiences an enhanced or suppressed collective vacuum-induced force, respectively. The collective nature of dispersion forces can be understood as resulting from the interference between the different processes contributing to the surface-modified resonant dipole-dipole interaction. Such cooperative fluctuation forces depend singularly on the surface response at the resonance frequency of the emitters, thus being easily maneuverable. Our results demonstrate the potential of collective phenomena as a new tool to selectively tailor vacuum forces.

Introduction.—Collections of atoms and solid-state quantum emitters coupled to waveguides and nanophotonic structures offer a promising platform for scalable quantum information processing [1–4]. The applications of such systems range from building long-ranged quantum networks [5, 6], quantum memory devices [7–9], and metrology [10], to facilitating new experimental regimes with exotic light-matter interactions [11, 12]. When interfacing small quantum systems and surfaces at nanoscales, fluctuation-induced phenomena such as vacuum forces [13], surface-modified dissipation [14, 15] and decoherence [16], become an imperative element of consideration. The need to achieve better control and coherence of photonic systems at that scale requires therefore a detailed understanding of these phenomena, so as to determine the extent to which they can be tailored and controlled. In this work, we consider the possibility of using cooperative effects as a means to modify fluctuation-induced forces, or Casimir-Polder (CP) forces [17, 18].

The study of cooperative effects has a long theoretical and experimental history in the context of spontaneous emission from a collection of atoms in optical cavities and free space [19–25], and more recently near waveguides [7, 26, 27]. Considering that surface-modified spontaneous emission is the dissipative counterpart to the dispersive vacuum forces [28], one can expect to observe collective effects in dispersion forces as well. When considering vacuum forces, however, the role of quantum coherence within or between the interacting bodies is seldom discussed. While there have been some investigations of the effect of correlations on the van der Waals forces between two atoms in a cavity [29] and of interference effects in vacuum forces in a three level system [30], a general analysis of fluctuation-induced forces between an N -particle system prepared in a coherent collective state and a macroscopic body is yet to be explored in detail. The goal of this letter is to analyze a proof of concept that

illustrates cooperative effects in Casimir-Polder forces between a surface and a system of N two-level quantum emitters prepared in a Dicke state [19].

Model.—We consider a one-dimensional chain of N two-level quantum emitters at a distance z_0 from the surface of a planar half-space medium, with each emitter separated by a distance x_0 from its nearest neighbor (see Fig. 1 (a)). We assume that the half-space $z < 0$ is occupied by a medium of dielectric permittivity $\epsilon(\omega)$, while the upper half-space is vacuum. The ground and excited levels for the n^{th} emitter are denoted by $|g\rangle_n$ and $|e\rangle_n$ respectively. The two levels are connected via an electric-dipole transition with resonance transition frequency ω_0 and spontaneous emission rate Γ_0 , with $\hat{\sigma}_n^+ = (\hat{\sigma}_n^-)^\dagger = |e\rangle_n \langle g|_n$ being the ladder operators for the corresponding transition. Defining the collective spin operators $\hat{J}_k \equiv \sum_{n=1}^N \hat{\sigma}_n^k$, the Dicke states $|J, M\rangle$, corre-

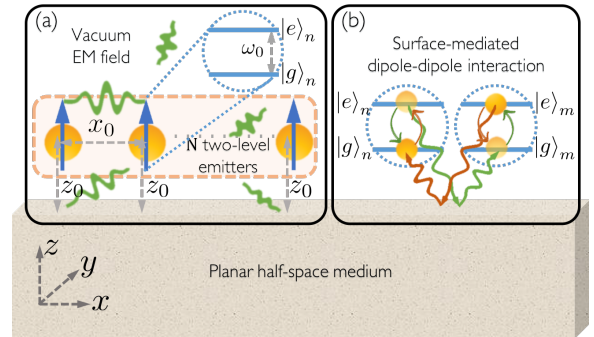


FIG. 1. (a) Schematic representation of N two-level quantum emitters prepared in a collective state, interacting with the vacuum EM field in the presence of a planar half-space medium. (b) Constructive (destructive) interference between the two processes shown in green and red leads to superradiance (subradiance) in the surface-mediated resonant dipole-dipole interactions.

spond to [19]

$$\begin{aligned}\hat{\mathbf{J}}^2 |J, M\rangle &= J(J+1) |J, M\rangle, \text{ and} \\ \hat{J}_z |J, M\rangle &= M |J, M\rangle.\end{aligned}\quad (1)$$

The total Hamiltonian for the system of emitters and the electromagnetic (EM) field is $\hat{H} = \hat{H}_S + \hat{H}_F + \hat{H}_{\text{int}}$, where $\hat{H}_S = \sum_{n=1}^N \hbar\omega_0 \hat{\sigma}_n^+ \hat{\sigma}_n^-$ is the Hamiltonian for the two-level emitters, and \hat{H}_F is the Hamiltonian for the medium-assisted EM field, which we assume to be in the vacuum state. The electric dipole interaction Hamiltonian between the emitters and the EM field is $\hat{H}_{\text{int}} = -\sum_{n=1}^N \hat{\mathbf{d}}_n \cdot \hat{\mathbf{E}}(\mathbf{r}_n)$, where $\hat{\mathbf{d}}_n = \mathbf{d}_n \hat{\sigma}_n^+ + \mathbf{d}_n^* \hat{\sigma}_n^-$ is the electric-dipole operator for the n^{th} emitter and $\hat{\mathbf{E}}(\mathbf{r}_n)$ is the electric field at the position \mathbf{r}_n of the n^{th} emitter in the presence of the surface (see [31] for further details). We assume the dipole moments of all the emitters $\mathbf{d}_n \equiv d_0 \mathbf{e}_z$ to be equal in magnitude and aligned along the z -direction.

The resulting dynamics of the density matrix $\hat{\rho}_S$ of the emitters, after tracing out the EM field, is described by the Born-Markov master equation [32]

$$\frac{d\hat{\rho}_S}{dt} = -\frac{i}{\hbar} [\hat{H}'_S, \hat{\rho}_S] + \mathcal{L}'_S[\hat{\rho}_S], \quad (2)$$

where \hat{H}'_S is the effective Hamiltonian for the emitters in the interaction picture,

$$\hat{H}'_S = \hbar \left[\sum_{n=1}^N \Omega_n^{(+)} \hat{\sigma}_n^+ \hat{\sigma}_n^- + \Omega_n^{(-)} \hat{\sigma}_n^- \hat{\sigma}_n^+ + \sum_{m>n} \Omega_{mn} \hat{\sigma}_m^- \hat{\sigma}_n^+ \right]. \quad (3)$$

Here $\Omega_n^{(-)} = \frac{\mu_0 \omega_0}{\hbar \pi} \int_0^\infty d\xi \frac{\xi^2}{\xi^2 + \omega_0^2} \mathbf{d}_n^* \cdot \bar{\bar{G}}_{\text{sc}}(\mathbf{r}_n, \mathbf{r}_n, i\xi) \cdot \mathbf{d}_n$, and $\Omega_n^{(+)} = -\Omega_n^{(-)} + \Omega_n^{(\text{res})}$ are the Casimir-Polder shifts for the ground and excited states of the n^{th} emitter, respectively. These shifts correspond to processes wherein the n^{th} dipole emits and reabsorbs a photon that is scattered off the surface, with the photon propagator given by the scattering Green's tensor $\bar{\bar{G}}_{\text{sc}}(\mathbf{r}, \mathbf{r}', \omega)$, which is defined as the solution to the homogeneous Helmholtz equation [33, 35]

$$\nabla \times \nabla \times \bar{\bar{G}}_{\text{sc}}(\mathbf{r}, \mathbf{r}', \omega) - \epsilon(\mathbf{r}, \omega) \frac{\omega^2}{c^2} \bar{\bar{G}}_{\text{sc}}(\mathbf{r}, \mathbf{r}', \omega) = 0. \quad (4)$$

Here $\epsilon(\mathbf{r}, \omega)$ is the space-dependent permittivity of the medium. Note that in addition to the broadband off-resonant contribution $\Omega_n^{(-)}$, the excited state has a resonant contribution [34]

$$\Omega_n^{(\text{res})} \equiv -\frac{\mu_0 \omega_0^2}{\hbar} \text{Re} \left[\mathbf{d}_n^* \cdot \bar{\bar{G}}_{\text{sc}}(\mathbf{r}_n, \mathbf{r}_n, \omega_0) \cdot \mathbf{d}_n \right], \quad (5)$$

that depends on the response of the environment at the transition frequency ω_0 of the emitters.

The surface-modified resonant dipole-dipole interaction frequency Ω_{mn} between the emitters n and m can be expressed as the sum of a contribution $\Omega_{mn}^{(\text{free})}$ from the resonant exchange of excitation between the two dipoles via a photon propagating in free space, and a contribution $\Omega_{mn}^{(\text{sc})}$ from a photon scattered off the surface, see Fig. 1 (b), with [36]

$$\Omega_{mn}^{(\text{sc}, \text{free})} = -\frac{\mu_0 \omega_0^2}{\hbar} \text{Re} \left[\mathbf{d}_m^* \cdot \bar{\bar{G}}_{\text{sc}, \text{free}}(\mathbf{r}_m, \mathbf{r}_n, \omega_0) \cdot \mathbf{d}_n \right]. \quad (6)$$

Finally, the surface-modified Liouvillian is given by

$$\mathcal{L}'_S[\rho_S] = \sum_{m,n} \frac{\Gamma_{mn}}{2} (2\hat{\sigma}_m^- \rho_S \hat{\sigma}_n^+ - \hat{\sigma}_m^+ \hat{\sigma}_n^- \rho_S - \rho_S \hat{\sigma}_m^+ \hat{\sigma}_n^-), \quad (7)$$

where Γ_{nn} is the spontaneous emission rate for the excited state of the n^{th} emitter, and $\Gamma_{mn} = \Gamma_{mn}^{(\text{free})} + \Gamma_{mn}^{(\text{sc})}$ is the dissipative coupling coefficient between emitters n and m , with

$$\Gamma_{mn}^{(\text{sc}, \text{free})} = \frac{2\mu_0 \omega_0^2}{\hbar} \text{Im} \left[\mathbf{d}_m^* \cdot \bar{\bar{G}}_{\text{sc}, \text{free}}(\mathbf{r}_m, \mathbf{r}_n, \omega_0) \cdot \mathbf{d}_n \right]. \quad (8)$$

From Eqs. (5) and (8) we have that the dissipative coefficients $\Gamma_{nn}^{(\text{sc})}$ and $\Gamma_{mn}^{(\text{sc}, \text{free})}$ are related to the resonant dispersive shift $\Omega_n^{(\text{res})}$, and the dipole-dipole interactions $\Omega_{mn}^{(\text{sc}, \text{free})}$, respectively, by the Kramers-Kronig relations [37]. As we show below, this implies that a collective enhancement/suppression of resonant van der Waals forces is concomitant with the cooperative behaviour of spontaneous emission.

Results.—We define the total CP force for the system of emitters in a state $\hat{\rho}_S$ as $F_{\text{CP}}[\hat{\rho}_S] = -\frac{\partial}{\partial z} \text{Tr} [\hat{H}'_S \hat{\rho}_S]$, so that

$$\begin{aligned}F_{\text{CP}}[\hat{\rho}_S] &= -\hbar \sum_{n=1}^N \left[\frac{\partial}{\partial z} \Omega_n^{(+)} \langle \hat{\sigma}_n^+ \hat{\sigma}_n^- \rangle + \frac{\partial}{\partial z} \Omega_n^{(-)} \langle \hat{\sigma}_n^- \hat{\sigma}_n^+ \rangle \right] \\ &\quad - \hbar \sum_{m>n} \frac{\partial}{\partial z} \Omega_{mn}^{(\text{sc})} \langle \hat{\sigma}_m^- \hat{\sigma}_n^+ + \hat{\sigma}_n^- \hat{\sigma}_m^+ \rangle,\end{aligned}\quad (9)$$

where all the averages are taken over the density operator $\hat{\rho}_S$. The first term corresponds to the CP forces on the individual emitters and the second term to the contribution from surface-modified dipole-dipole interactions.

Focusing on the second term in this expression we observe that while the operator average ($\langle \hat{\sigma}_m^- \hat{\sigma}_n^+ + \hat{\sigma}_n^- \hat{\sigma}_m^+ \rangle$) depends on the correlations between the dipoles in the state $\hat{\rho}_S$, the surface-modified dipole-dipole frequency $\Omega_{mn}^{(\text{sc})}$ depends on the average distance of the emitters from the surface. Hence, by preparing the emitters in a suitable collective state $\hat{\rho}_S$, the CP force on an ensemble can be modified. Since this modification then depends

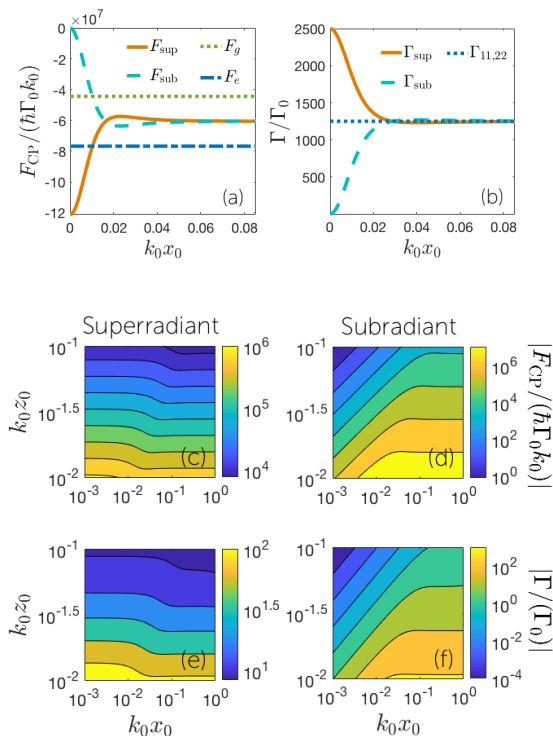


FIG. 2. (a) Collective Casimir-Polder force (in units of $\hbar\Gamma_0k_0$), and (b) spontaneous emission, (in units of Γ_0), on a system of two emitters near a gold surface, as a function of the separation between the emitters. Here the distance of the emitters from the surface is assumed to be $k_0z_0 = 0.01$. (c) ((d)) Collective Casimir-Polder force, and (e) ((f)) spontaneous emission on two emitters as a function of their distance from the surface and their mutual separation, for the dipoles prepared in the superradiant (subradiant) state $|\Psi_{\text{sup}}\rangle$ ($|\Psi_{\text{sub}}\rangle$). The surface is described by the Drude model with a plasma frequency $\omega_p \approx 1.36 \times 10^{16}$ Hz, and loss parameter $\gamma \approx 1.04 \times 10^{14}$ Hz for gold.

only on the resonant frequency response of the surface, as evident from Eq. (6), it can thus be tailored easily by engineering surface resonances around the resonance frequency of the emitters. This is the central message of this paper.

As a first illustration consider two emitters prepared near a metal surface in one of the four internal states $|\Psi_g\rangle \equiv |gg\rangle$, $|\Psi_e\rangle \equiv |ee\rangle$, $|\Psi_{\text{sup}}\rangle \equiv (|eg\rangle + |ge\rangle)/\sqrt{2}$, or $|\Psi_{\text{sub}}\rangle \equiv (|eg\rangle - |ge\rangle)/\sqrt{2}$. We assume the surface to be described by the Drude model with permittivity $\epsilon(\omega) = 1 - \omega_p^2/(\omega^2 + i\omega\gamma)$, where ω_p and γ are the plasma frequency and loss parameter for the metal, respectively. From Eq. (9) it follows that the force $F_{g(e)}$ for the state $|\Psi_{g(e)}\rangle$ is the sum of the forces on the individual emitters in the ground (excited) state,

$$F_g^e = -\hbar \left[\frac{\partial}{\partial z} \Omega_1^{(\pm)} + \frac{\partial}{\partial z} \Omega_2^{(\pm)} \right] \approx -\frac{9\omega_p \hbar \Gamma_0 k_0}{32(\omega_p \mp \sqrt{2}\omega_0) \tilde{z}_0^4}. \quad (10)$$

Here the approximate second expression corresponds to the non-retarded, or near-field, limit of the CP force valid in the emitters-surface distance regime $\tilde{z}_0 \equiv k_0z_0 \ll 1$, with $k_0 \equiv \omega_0/c$ [18, 31, 33].

In contrast, the force on the super- and subradiant states,

$$F_{\text{sub}}^{\text{sup}} = -\frac{\hbar}{2} \frac{\partial}{\partial z} \left[\Omega_1^{(\text{res})} + \Omega_2^{(\text{res})} \pm 2\Omega_{12}^{(\text{sc})} \right], \quad (11)$$

includes a contribution that depends on the surface-mediated dipole-dipole interaction in addition to the resonant CP shifts of the individual emitters. In the non-retarded limit, it can be written as

$$F_{\text{sub}}^{\text{sup}} \approx F_{\infty} [1 \pm f(\tilde{x}_0, \tilde{z}_0)], \quad (12)$$

where we have introduced the asymptotic force for infinitely separated emitters

$$F_{\infty} \equiv -\frac{9\omega_p^2 \hbar \Gamma_0 k_0}{16(\omega_p^2 - 2\omega_0^2) \tilde{z}_0^4}, \quad (13)$$

and

$$f(\tilde{x}_0, \tilde{z}_0) \equiv \frac{8\tilde{z}_0^4}{3} \int_0^{\infty} d\kappa \kappa e^{-2\kappa\tilde{z}_0} (\kappa^2 + 1) J_0(\tilde{x}_0 \sqrt{\kappa^2 + 1}) \quad (14)$$

quantifies the cooperativity due to geometric configuration of the dipoles, with $\tilde{x}_0 \equiv k_0x_0$. For coincident dipoles and to lowest order in \tilde{z}_0 , $\lim_{x_0 \rightarrow 0} f(\tilde{x}_0, \tilde{z}_0) \approx 1$.

As illustrated in Fig. 2(a), at small emitter separations ($x_0 \lesssim z_0$) the cooperative contribution leads to an enhanced and suppressed CP force for the super- and subradiant state, respectively. For larger separations, $\lim_{x_0 \rightarrow \infty} f(\tilde{x}_0, \tilde{z}_0) \approx 0$ and the interference effect in the resonant dipole-dipole interaction is attenuated, such that the super- and subradiant states experience an incoherent average of the ground and excited state forces, *i.e.*, $F_{\text{sup,sub}} \approx (F_g + F_e)/2 = F_{\infty}$. This is generally true for a state $|\Psi_{\theta,\phi}\rangle \equiv \cos\theta |eg\rangle + e^{i\phi} \sin\theta |ge\rangle$ with a single shared excitation between the emitters. We note that the total force on the state $|\Psi_{\theta,\phi}\rangle$ is given by $F_{\theta,\phi} = -\hbar \frac{\partial}{\partial z} \left[\Omega_1^{(\text{res})} + \Omega_{12}^{(\text{sc})} \sin(2\theta) \cos\phi \right]$, which can vary between the super- and sub-radiant values in Eq. (12), depending on the relative amplitudes ($\tan\theta$) and phase ($\cos\phi$) between the states $|eg\rangle$ and $|ge\rangle$. The collective spontaneous emission for the superradiant (subradiant) state, given by $\Gamma_{\text{sup}} = 1/2[\Gamma_{11} + \Gamma_{22} + 2\Gamma_{12}]$ ($\Gamma_{\text{sub}} = 1/2[\Gamma_{11} + \Gamma_{22} - 2\Gamma_{12}]$) is depicted in Fig. 2(b) [31].

In Fig. 2(c)–(f), we provide a more comprehensive picture of the collective CP forces and spontaneous emission as a function of the geometrical configuration of the dipoles. Assuming the emitter resonant wavelength to be $\lambda_0 \equiv 2\pi c/\omega_0 \sim 700$ nm, we see from Fig. 2(d) and

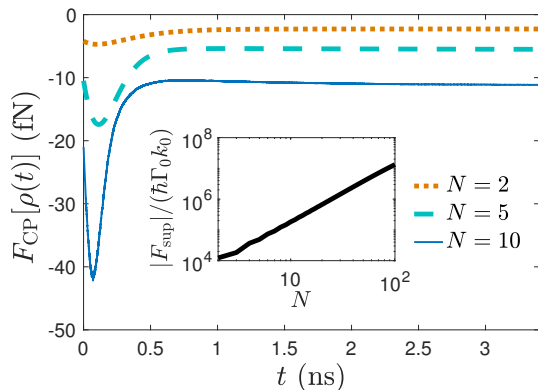


FIG. 3. Superradiant boost in the time dependence of the total attractive CP force for a collection of SiV emitters initially prepared in the excited level of the 737 nm transition with a lifetime of 1.7 ns [41]. The emitters, with mutual separation $x_0 \approx 1$ nm, are assumed to be arranged in a linear chain inside a cantilever placed at a distance of $z_0 \approx 10$ nm from a gold surface. The inset shows the absolute value of the maximum boost as a function of the number of emitters, illustrating the N^2 scaling of the force for the superradiant state $|J = N/2, M = 0\rangle$.

Fig. 2(f) that a subradiant state of two emitters separated by $x_0 \sim 1$ nm, and at a distance $z_0 \sim 10$ nm from a gold surface, experiences a total force that is suppressed by a factor of $F_{\text{sub}}/F_g \sim 10^{-2}$ relative to the ground state van der Waals force, with a spontaneous emission $\Gamma_{\text{sub}}/\Gamma_0 \sim 10^{-2}$. Thus one can see that subradiant CP forces can be a potential way to avoid both dissipation and undesirable CP attraction.

For a system of N dipoles the CP force on the Dicke superradiant state $|J = N/2, M = 0\rangle$ can be written as

$$F_{\text{sup}} = -\frac{\hbar}{2} \sum_{n=1}^N \frac{\partial \Omega_n^{(\text{res})}}{\partial z} - 2\hbar \frac{\binom{N-2}{-1+N/2}}{\binom{N}{N/2}} \sum_{m>n} \frac{\partial \Omega_{mn}^{(\text{sc})}}{\partial z}, \quad (15)$$

where $\binom{N}{k}$ is a binomial coefficient. In the limit of superposed dipoles, $x_0 \rightarrow 0$, it reduces to

$$\lim_{x_0 \rightarrow 0} F_{\text{sup}} = -\frac{9\omega_p^2 \hbar \Gamma_0 k_0}{32(\omega_p^2 - 2\omega_0^2) z_0^4} \left(N + \frac{N^2}{2} \right), \quad (16)$$

which demonstrates the characteristic N^2 scaling of the collective CP force on the superradiant state, depicted in the inset of Fig. 3, similar to free-space superradiant spontaneous emission at small emitter separations ($\tilde{x}_0 \ll 1$) [20]. We also remark that, for $N > 2$, multiple states in the degenerate subspace of subradiant Dicke states with $|J = 0, M = 0\rangle$ exhibit a suppressed CP force, see [31].

Discussion.—We have identified collective effects in vacuum-induced dispersion forces that result from the interference between the different channels contributing to the surface-modified resonant dipole-dipole interaction,

as sketched in Fig. 1(b). Such cooperative enhancement or suppression of fluctuation forces occurs for the resonant contribution to the total CP force, and can be physically understood as the dispersive counterpart to super- or subradiance in spontaneous emission (see Eq. (12)). In addition to the quantum correlations [42] in the state of the emitters this contribution to the total CP force depends only on the surface response at the resonance frequency of the emitters, as can be seen from Eq. (6). It can be thus controlled by suitably tailoring the response of the surface around the resonant frequency of the emitters.

Given that cooperative effects in optical dipole forces on solid-state emitters in nanodiamonds have been discussed both theoretically and experimentally [43, 44], we suggest that it should be possible to observe a boost in the cooperative vacuum-induced forces by placing a similar nanodiamond doped with emitters near a surface. To estimate the feasibility of observing the collectively enhanced CP force, we consider a system of N Silicon-vacancy (SiV) centers embedded in a cantilever near a metal surface [45, 46]. We assume that the emitters are initially prepared in the excited state, and solve the superradiance master equation, given by Eq. (2), numerically [47]. As the system decays in a collective manner, it occupies the superradiant manifold transiently and experiences an enhanced CP force, as shown in Fig. 3. For a system of $N = 10$ SiV centers at a distance of $z_0 \approx 10$ nm from a silica surface, we find a superradiant boost in the collective CP force of $\Delta F_{CP} \approx 20$ fN over a time scale of $\Delta\tau \approx 0.5$ ns. [48] While the magnitude of the enhanced force is large enough to be observable with current technologies [49], the time resolution required to sense the enhancement would appear to pose an experimental challenge.

Alternatively, we note that Solano *et al* [26] have recently demonstrated cooperative effects in a collection of atoms placed near an optical fiber, wherein they exploited the van der Waals shifts to infer position of the atoms relative to the fiber. We remark that in such an experiment with atom-surface separations of ≈ 30 nm, the cooperative van der Waals shift for a collection of $N = 6$ atoms in a superradiant state can be as large as ~ 100 MHz, and can potentially provide an additional way of inferring the collective state of the atoms.

In terms of potential applications of collective vacuum forces, one can speculate that superradiant states could be used to boost and probe fluctuation forces that are otherwise too weak to be observable, as recently investigated in [50]. Superradiant states of quantum emitters might also be a resource for sensing surface properties [51] and quantum metrological applications [52]. More interestingly perhaps, given that subradiant states suppress undesirable Casimir-Polder attraction and exhibit long lifetimes, they can be a useful resource for trapping particles near surfaces.

Acknowledgements.— We are grateful to Ana Asenjo-Garcia, Ania C. Bleszynski Jayich, Mathieu L. Juan, Francesco Piazza, Helmut Ritsch, Oriol Romero-Isart, and Pablo Solano for insightful discussions. BPV is supported by the Austrian Federal Ministry of Science, Research and Economy (BMWFV).

* kanu@umd.edu

† Prasanna.Venkatesh@uibk.ac.at

‡ pierre@optics.arizona.edu

- [1] K. Nemoto, M. Trupke, S. J. Devitt, A. M. Stephens, B. Scharfenberger, K. Buczak, T. Nöbauer, M. S. Everitt, J. Schmiedmayer, and W. J. Munro, Photonic Architecture for Scalable Quantum Information Processing in Diamond, *Phys. Rev. X* **4**, 031022 (2014).
- [2] M. D. Lukin, M. Fleischhauer, R. Cote, L. M. Duan, D. Jaksch, J. I. Cirac, and P. Zoller, Dipole Blockade and Quantum Information Processing in Mesoscopic Atomic Ensembles, *Phys. Rev. Lett.* **87**, 037901 (2001).
- [3] N. Y. Yao, L. Jiang, A. V. Gorshkov, P. C. Maurer, G. Giedke, J. I. Cirac, and M. D. Lukin, Scalable architecture for a room temperature solid-state quantum information processor, *Nat. Commun.* **3**, 800 (2012).
- [4] K. Hammerer, A. S. Sørensen, and E. S. Polzik, Quantum interface between light and atomic ensembles, *Rev. Mod. Phys.* **82**, 1041 (2010).
- [5] H. J. Kimble, The quantum internet, *Nature* **453**, 1023 (2008).
- [6] K. Nemoto, M. Trupke, S. J. Devitt, B. Scharfenberger, K. Buczak, J. Schmiedmayer, and W. J. Munro, Photonic Quantum Networks formed from NV⁻ centers, *Sci. Rep.* **6**, 26284 (2016).
- [7] A. Asenjo-Garcia, M. Moreno-Cardoner, A. Albrecht, H. J. Kimble, and D. E. Chang, Exponential Improvement in Photon Storage Fidelities Using Superradiance and "Selective Radiance" in Atomic Arrays, *Phys. Rev. X* **7**, 031024 (2017).
- [8] S. L. Mouradian, T. Schröder, C. B. Poitras, L. Li, J. Goldstein, E. H. Chen, M. Walsh, J. Cardenas, M. L. Markham, D. J. Twitchen, M. Lipson, and D. Englund, Scalable Integration of Long-Lived Quantum Memories into a Photonic Circuit, *Phys. Rev. X* **5**, 031009 (2015).
- [9] M. Steger, K. Saeedi, M. L. W. Thewalt, J. J. L. Morton, H. Riemann, N. V. Abrosimov, P. Becker, and H.-J. Pohl, Quantum Information Storage for over 180 s Using Donor Spins in a ²⁸Si "Semiconductor Vacuum", *Science* **336**, 1280 (2012).
- [10] J.-W. Zhou, P.-F. Wang, F.-Z. Shi, P. Huang, X. Kong, X.-K. Xu, Q. Zhang, Z.-X. Wang, X. Rong, and J.-F. Du, Quantum information processing and metrology with color centers in diamonds, *Front. Phys.* **9**, 587 (2014).
- [11] J. S. Douglas, H. Habibian, C.-L. Hung, A. V. Gorshkov, H. J. Kimble and D. E. Chang, Quantum many-body models with cold atoms coupled to photonic crystals, *Nat. Photon.* **9**, 326 (2015).
- [12] D. E. Chang, J. I. Cirac, and H. J. Kimble, Self-Organization of Atoms along a Nanophotonic Waveguide, *Phys. Rev. Lett.* **110**, 113606 (2013).
- [13] D.E. Chang, K. Sinha, J.M. Taylor and H.J. Kimble, Trapping atoms using nanoscale quantum vacuum forces, *Nat. Comm.* **5**, 4343 (2014).
- [14] M. S. Yeung and T. K. Gustafson, Spontaneous emission near an absorbing dielectric surface, *Phys. Rev. A* **54**, 5227 (1996).
- [15] F. L. Kien, S. Dutta Gupta, V. I. Balykin, and K. Hakuta, Spontaneous emission of a cesium atom near a nanofiber: Efficient coupling of light to guided modes, *Phys. Rev. A* **72**, 032509 (2005).
- [16] R. Fermani, S. Scheel, and P. L. Knight, Trapping cold atoms near carbon nanotubes: Thermal spin flips and Casimir-Polder potential, *Phys. Rev. A* **75**, 062905 (2007).
- [17] P. W. Milonni, *The Quantum Vacuum: An Introduction to Quantum Electrodynamics* (Academic, San Diego, 1993).
- [18] H. B. G. Casimir, and D. Polder, The Influence of Retardation on the London-van der Waals Forces, *Phys. Rev.* **73**, 360 (1948).
- [19] R. H. Dicke, Coherence in Spontaneous Radiation Processes, *Phys. Rev.* **93**, 99 (1954).
- [20] M. Gross, and S. Haroche, Superradiance: An essay on the theory of collective spontaneous emission, *Phys. Rep.* **93**, 301 (1982).
- [21] Z. Ficek, and R. Tanaś, Entangled states and collective nonclassical effects in two-atom systems, *Phys. Rep.* **372**, 369 (2002).
- [22] R. G. DeVoe, and R. G. Brewer, Observation of Superradiant and Subradiant Spontaneous Emission of Two Trapped Ions, *Phys. Rev. Lett.* **76**, 2049 (1996).
- [23] N. Skribanowitz, I. P. Herman, J. C. MacGillivray, and M. S. Feld, Observation of Dicke Superradiance in Optically Pumped HF Gas, *Phys. Rev. Lett.* **30**, 309 (1973).
- [24] L. Mandel and E. Wolf, *Optical Coherence and Quantum Optics* (Cambridge University Press, Cambridge, 1995).
- [25] A. V. Andreev, V. I. Emel'yanov, and Y. A. Il'inski, Collective spontaneous emission (Dicke superradiance), *Sov. Phys. Usp.* **23**, 493 (1980).
- [26] P. Solano, P. Barberis-Blostein, F. K. Fatemi, L. A. Orozco, S. L. Rolston, Super-radiance reveals infinite-range dipole interactions through a nanofiber, *Nat. Commun.* **8**, 1857 (2017).
- [27] Y. Li and C. Argyropoulos, Controlling collective spontaneous emission with plasmonic waveguides, *Opt. Express* **24**, 26696 (2016).
- [28] F. Intravaia, C. Henkel, and M. Antezza, Fluctuation-Induced Forces Between Atoms and Surfaces: The Casimir-Polder Interaction; In *Casimir Physics, Lecture Notes in Physics*, Edited by D. Dalvit, P. Milonni, D. Roberts, and F. da Rosa (Springer, Berlin, Heidelberg, 2011).
- [29] S. Esfandiarpour, R. Bennett, H. Safari, and S. Y. Buhmann, Cavity-QED interactions of two correlated atoms, [arXiv:1708.05586](https://arxiv.org/abs/1708.05586) (2017).
- [30] J. Xu, S. Chang, Y. Yang, and M. Al-amri, Casimir-Polder force on a V-type three-level atom near a structure containing left-handed materials, *Phys. Rev. A* **93**, 012514 (2016).
- [31] See supplementary material, which comprises references [20], [24], [33-35] and [50], for additional details on the medium-assisted EM field, the derivation of the superradiance master equation near a surface, collective spontaneous emission near a metal surface and the CP force on subradiant Dicke states of *N*-emitters.
- [32] H.-P. Breuer, and F. Petruccione, *Theory of open quantum systems* (Oxford University Press, New York, 2002).
- [33] S. Y. Buhmann, *Dispersion Forces I* (Springer-Verlag,

- Berlin, 2012).
- [34] S. Y. Buhmann, *Dispersion Forces II* (Springer-Verlag, Berlin, 2012).
- [35] T. Gruner and D. G. Welsch, Green-function approach to the radiation-field quantization for homogeneous and inhomogeneous Kramers-Kronig dielectrics, *Phys. Rev. A* **53**, 1818 (1996).
- [36] We have ignored the fourth-order van der Waals interactions between the dipoles, which scale as $\Omega_{mn}^{(4)} \sim 1/x_0^6$, assuming that those contributions are weaker in comparison to the second-order interactions for the relevant dipole separations considered here ($k_0 x_0 \gtrsim (\Gamma_0/\omega_0)^{1/3}$).
- [37] W. M. R. Simpson, and U. Leonhardt, *Forces of the Quantum Vacuum: An Introduction to Casimir Physics* (World Scientific, London, 2015).
- [38] E. A. Hinds and V. Sandoghdar, Cavity QED level shifts of simple atoms, *Phys. Rev. A* **43**, 398 (1991).
- [39] D. J. W. Dikken, J. P. Korterik, F. B. Segerink, J. L. Herek, and J. C. Prangsma, A phased antenna array for surface plasmons, *Sci. Rep.* **6**, 25037 (2016).
- [40] V. N. Pustovit and T. V. Shahbazyan, Cooperative emission of light by an ensemble of dipoles near a metal nanoparticle: The plasmonic Dicke effect, *Phys. Rev. Lett.* **102**, 077401 (2009).
- [41] Y. Zhou, A. Rasmita, K. Li, Q. Xiong, I. Aharonovich and W.-B. Gao, Coherent control of a strongly driven silicon vacancy optical transition in diamond, *Nat. Commun.* **8**, 14451 (2017).
- [42] We remark that the resonant contribution to the total CP shift corresponds to the classical analog of a dipole interaction energy near a surface [38], thus there should exist a similar cooperative dispersion force for a collection of classical dipoles with phase coherence radiating near a surface [39, 40].
- [43] M. L. Juan, C. Bradac, B. Besga, M. Johnsson, G. Brennen, G. Molina-Terriza, and T. Volz, Cooperatively enhanced dipole forces from artificial atoms in trapped nanodiamonds, *Nat. Phys.* **13**, 241 (2017).
- [44] B. Prasanna Venkatesh, M. L. Juan, and O. Romero-Isart, Cooperative Effects in Closely Packed Quantum Emitters with Collective Dephasing, *Phys. Rev. Lett.* **120**, 033602 (2018).
- [45] M. Pelliccione, A. Jenkins, P. Ovarthaiyapong, C. Reetz, E. Emmanouilidou, N. Ni, and A. C. Bleszynski Jayich, Scanned probe imaging of nanoscale magnetism at cryogenic temperatures with a single-spin quantum sensor, *Nat. Nano.* **11**, 700 (2016).
- [46] J. Kleinlein, T. Borzenko, F. Münzhuber, J. Brehm, T. Kiessling, and L. Molenkamp, NV-center diamond cantilevers: Extending the range of available fabrication methods, *Microelectron. Eng.* **159**, 70 (2016).
- [47] J. R. Johansson, P. D. Nation, and F. Nori, QuTiP 2: A Python framework for the dynamics of open quantum systems, *Comp. Phys. Comm.* **184**, 1234 (2013).
- [48] The numerical results for $N = 10$ case are from a trajectory simulation averaged over 500 trajectories, whereas for the smaller $N \leq 6$, a direct simulation of the master equation Eq. (2) was performed.
- [49] M. S. J. Barson, P. Peddibhotla, P. Ovarthaiyapong, K. Ganesan, R. L. Taylor, M. Gebert, Z. Mielens, B. Koslowski, D. A. Simpson, L. P. McGuinness, J. McCallum, S. Praver, S. Onoda, T. Ohshima, A. C. Bleszynski Jayich, F. Jelezko, N. B. Manson, and M. W. Doherty, Nanomechanical Sensing Using Spins in Diamond, *Nano Lett.* **17**, 1496 (2017).
- [50] K. Sinha, Repulsive vacuum-induced forces on a magnetic particle, *Phys. Rev. A* (accepted for publication) (2018).
- [51] A. Ariyaratne, D. Bluvstein, B. A. Myers and A. C. Bleszynski Jayich, Nanoscale electrical conductivity imaging using a nitrogen-vacancy center in diamond, [arXiv:1712.09209v1](https://arxiv.org/abs/1712.09209v1) (2017).
- [52] D.-W. Wang, and M. O. Scully, Heisenberg Limit Super-radiant Superresolving Metrology, *Phys. Rev. Lett.* **113**, 083601 (2014).

Supplemental Material

MEDIUM-ASSISTED ELECTROMAGNETIC FIELD AND GREEN'S TENSOR

Using the macroscopic QED formalism [S1, S2], the Hamiltonian for the vacuum EM field in the presence of the surface can be written as

$$\hat{H}_F = \sum_{\lambda=e,m} \int d^3r \int d\omega \hbar\omega \hat{\mathbf{f}}_\lambda^\dagger(\mathbf{r}, \omega) \cdot \hat{\mathbf{f}}_\lambda(\mathbf{r}, \omega), \quad (\text{S17})$$

with $\hat{\mathbf{f}}_\lambda^\dagger(\mathbf{r}, \omega)$ and $\hat{\mathbf{f}}_\lambda(\mathbf{r}, \omega)$ as the bosonic creation and annihilation operators respectively that take into account the presence of the media. Physically these can be understood as the ladder operators corresponding to the noise polarization ($\lambda = e$) and magnetization ($\lambda = m$) excitations in the medium-assisted EM field, at frequency ω , created or annihilated at position \mathbf{r} . The medium-assisted bosonic operators obey the canonical commutation relations

$$\left[\hat{\mathbf{f}}_\lambda(\mathbf{r}, \omega), \hat{\mathbf{f}}_{\lambda'}(\mathbf{r}', \omega') \right] = \left[\hat{\mathbf{f}}_\lambda^\dagger(\mathbf{r}, \omega), \hat{\mathbf{f}}_{\lambda'}^\dagger(\mathbf{r}', \omega') \right] = 0, \quad (\text{S18})$$

$$\left[\hat{\mathbf{f}}_\lambda(\mathbf{r}, \omega), \hat{\mathbf{f}}_{\lambda'}^\dagger(\mathbf{r}', \omega') \right] \delta = \delta_{\lambda\lambda'} \delta(\mathbf{r} - \mathbf{r}') \delta(\omega - \omega'). \quad (\text{S19})$$

The electric field operator evaluated at the position of the n^{th} emitter is given as

$$\hat{\mathbf{E}}(\mathbf{r}_n) = \sum_{\lambda=e,m} \int d^3r \int d\omega \left[\bar{\bar{G}}_\lambda(\mathbf{r}_n, \mathbf{r}, \omega) \cdot \hat{\mathbf{f}}_\lambda(\mathbf{r}, \omega) + \text{H.c.} \right], \quad (\text{S20})$$

where the coefficients $\bar{\bar{G}}_\lambda(\mathbf{r}_1, \mathbf{r}_2, \omega)$ are defined as

$$\bar{\bar{G}}_e(\mathbf{r}, \mathbf{r}', \omega) = i \frac{\omega^2}{c^2} \sqrt{\frac{\hbar}{\pi\epsilon_0} \text{Im}[\epsilon(\mathbf{r}', \omega)]} \bar{\bar{G}}(\mathbf{r}, \mathbf{r}', \omega), \quad (\text{S21})$$

$$\bar{\bar{G}}_m(\mathbf{r}, \mathbf{r}', \omega) = i \frac{\omega^2}{c^2} \sqrt{\frac{\hbar}{\pi\epsilon_0} \frac{\text{Im}[\mu(\mathbf{r}', \omega)]}{|\mu(\mathbf{r}', \omega)|^2}} \nabla \times \bar{\bar{G}}(\mathbf{r}, \mathbf{r}', \omega). \quad (\text{S22})$$

Here $\epsilon(\mathbf{r}, \omega)$ and $\mu(\mathbf{r}, \omega)$ refer to the space-dependent permittivity and permeability, and $\bar{\bar{G}}(\mathbf{r}_1, \mathbf{r}_2, \omega)$ as the Green's tensor for a point dipole near a planar semi-infinite surface [S1–S3]. The Green's tensor is defined as the solution to the Helmholtz equation in the presence of the boundary conditions

$$\nabla \times \nabla \times \bar{\bar{G}}(\mathbf{r}, \mathbf{r}', \omega) - \frac{\omega^2}{c^2} \epsilon(\mathbf{r}, \omega) \mu(\mathbf{r}, \omega) \bar{\bar{G}}(\mathbf{r}, \mathbf{r}', \omega) = \delta(\mathbf{r} - \mathbf{r}') \mathbb{1}. \quad (\text{S23})$$

The total Green's tensor can be expressed as

$$\bar{\bar{G}}(\mathbf{r}_1, \mathbf{r}_2, \omega) = \bar{\bar{G}}_{\text{free}}(\mathbf{r}_1, \mathbf{r}_2, \omega) + \bar{\bar{G}}_{\text{sc}}(\mathbf{r}_1, \mathbf{r}_2, \omega), \quad (\text{S24})$$

where $G_{\text{free}}(\mathbf{r}_1, \mathbf{r}_2, \omega)$ and $G_{\text{sc}}(\mathbf{r}_1, \mathbf{r}_2, \omega)$ refer to the free space and scattering components of the total Green's tensor. For a point dipole located at the position \mathbf{r}_1 near an infinite planar half-space, one can write the scattering Green's tensor as [S1]

$$\begin{aligned} \bar{\bar{G}}_{\text{sc}}(\mathbf{r}_1, \mathbf{r}_2, i\xi) = & \frac{1}{8\pi} \int_0^\infty dk_\parallel \frac{k_\parallel}{\kappa_\perp} e^{-\kappa_\perp Z} \left[\left(\begin{array}{ccc} J_0(k_\parallel x_{12}) + J_2(k_\parallel x_{12}) & 0 & 0 \\ 0 & J_0(k_\parallel x_{12}) - J_2(k_\parallel x_{12}) & 0 \\ 0 & 0 & 0 \end{array} \right) r_s \right. \\ & \left. - \frac{c^2}{\xi^2} \left(\begin{array}{ccc} \kappa_\perp^2 [J_0(k_\parallel x_{12}) - J_2(k_\parallel x_{12})] & 0 & 2k_\parallel \kappa_\perp J_1(k_\parallel x_{12}) \\ 0 & \kappa_\perp^2 [J_0(k_\parallel x_{12}) + J_2(k_\parallel x_{12})] & 0 \\ -2k_\parallel \kappa_\perp J_1(k_\parallel x_{12}) & 0 & 2k_\parallel^2 J_0(k_\parallel x_{12}) \end{array} \right) r_p \right], \quad (\text{S25}) \end{aligned}$$

with $|\mathbf{r}_1 - \mathbf{r}_2| = r$, $(\mathbf{r}_1 + \mathbf{r}_2) \cdot \mathbf{e}_z = Z$, and we have defined the relative coordinate vector between the points \mathbf{r}_1 and \mathbf{r}_2 as $\frac{\mathbf{r}_1 - \mathbf{r}_2}{|\mathbf{r}_1 - \mathbf{r}_2|} \equiv \left(\frac{x_{12}}{r}, 0, \frac{z_{12}}{r} \right)^\text{T}$. Here $r_{s,p}$ are the Fresnel reflection coefficients for the s and p polarizations reflecting

off the surface, and $\kappa_{\perp}^2 = \xi^2/c^2 + k_{\parallel}^2$. Assuming that the medium can be treated as homogeneous and isotropic, and can be well-described in terms of its bulk optical properties at the length scales of the emitter-surface separations, we can consider that all the information about the surface material is accounted for in the following Fresnel reflection coefficients

$$\begin{aligned} r_p(\kappa_{\perp}, i\xi) &= \frac{\epsilon(i\xi)\kappa_{\perp} - \sqrt{(\epsilon(i\xi)\mu(i\xi) - 1)\xi^2/c^2 + \kappa_{\perp}^2}}{\epsilon(i\xi)\kappa_{\perp} + \sqrt{(\epsilon(i\xi)\mu(i\xi) - 1)\xi^2/c^2 + \kappa_{\perp}^2}}, \\ r_s(\kappa_{\perp}, i\xi) &= \frac{\mu(i\xi)\kappa_{\perp} - \sqrt{(\epsilon(i\xi)\mu(i\xi) - 1)\xi^2/c^2 + \kappa_{\perp}^2}}{\mu(i\xi)\kappa_{\perp} + \sqrt{(\epsilon(i\xi)\mu(i\xi) - 1)\xi^2/c^2 + \kappa_{\perp}^2}}. \end{aligned} \quad (\text{S26})$$

The free space Green's tensor between the points \mathbf{r}_1 and \mathbf{r}_2 is given as

$$\bar{\bar{G}}_{\text{free}}(\mathbf{r}_1, \mathbf{r}_2, i\xi) = \frac{c^2 e^{-\xi r/c}}{4\pi\xi^2 r^3} \begin{pmatrix} g\left(\frac{\xi r}{c}\right) - h\left(\frac{\xi r}{c}\right) \frac{x_{12}^2}{r^2} & 0 & -h\left(\frac{\xi r}{c}\right) \frac{x_{12}z_{12}}{r^2} \\ 0 & g\left(\frac{\xi r}{c}\right) & 0 \\ -h\left(\frac{\xi r}{c}\right) \frac{x_{12}z_{12}}{r^2} & 0 & g\left(\frac{\xi r}{c}\right) - h\left(\frac{\xi r}{c}\right) \frac{z_{12}^2}{r^2} \end{pmatrix}. \quad (\text{S27})$$

where $g(\chi) \equiv 1 + \chi + \chi^2$, $h(\chi) \equiv 3 + 3\chi + \chi^2$.

SUPERRADIANCE MASTER EQUATION IN THE PRESENCE OF A SURFACE

To find the influence of the medium-assisted EM field on the system of the two-level emitters, we derive the surface-induced modifications to the master equation describing the dynamics of the corresponding reduced density matrix $\hat{\rho}_S$ [S4]. Assuming that the dipoles are weakly coupled to the EM field, and that the EM field bath correlations decay much faster than the relaxation time scale for the emitters' internal dynamics, we use the Born and Markov approximations to write the equation of motion for $\hat{\rho}_S$ as [S4, S5]

$$\frac{d\hat{\rho}_S}{dt} = -\frac{1}{\hbar^2} \text{Tr}_F \int_0^\infty d\tau [\tilde{H}_{\text{int}}(t), [\tilde{H}_{\text{int}}(t-\tau), \hat{\rho}_S(t) \otimes \hat{\rho}_F]], \quad (\text{S28})$$

where $\tilde{H}_{\text{int}}(t) \equiv e^{-i(\hat{H}_S + \hat{H}_F)t} \hat{H}_{\text{int}} e^{i(\hat{H}_S + \hat{H}_F)t}$ stands for the interaction Hamiltonian in the interaction picture. The reduced density matrix $\hat{\rho}_F = |0\rangle\langle 0|$ refers to that of the vacuum EM field. Tracing out the field, we obtain the surface-modified second-order Born-Markov master equation for the system dynamics as given by Eq. (2) in the main text. We observe that for a collection of coincident dipoles ($x_0 \rightarrow 0$), one has $\Omega_{ij} = \Omega_{kl}$ and $\Gamma_{ij} = \Gamma_{kl}$, for all $\{i, j, k, l\}$. It follows that the overall symmetry of the master equation remains the same as for free space superradiance master equation [S6], with the Dicke states $|J = N/2, M = 0\rangle$ and $|J = 0, M = 0\rangle$ corresponding to the super- and subradiant states for the N emitters.

COLLECTIVE SPONTANEOUS EMISSION NEAR METAL SURFACE

For two z-polarized dipoles at a distance z_0 near a metal half-space described by the Drude model with $\epsilon(\omega) = 1 - \frac{\omega_p^2}{\omega^2 + i\gamma\omega}$, the surface-modified spontaneous emission for the individual dipoles is given as

$$\Gamma_{nn}^{(\text{sc})} = \frac{3\Gamma_0}{2} \text{Im} \left[i \int_0^1 d\tilde{k}_{\perp} e^{2i\tilde{k}_{\perp}\tilde{z}_0} (1 - \tilde{k}_{\perp}^2) r_p(-ik_0\tilde{k}_{\perp}, \omega_0) + \int_0^\infty d\tilde{k}_{\perp} (1 + \tilde{\kappa}_{\perp}^2) e^{-2\tilde{\kappa}_{\perp}\tilde{z}_0} r_p(\tilde{\kappa}_{\perp}, \omega_0) \right], \quad (\text{S29})$$

with $\tilde{z}_0 = k_0 z_0$. In the non-retarded limit, we get the modification to the dissipation as

$$\Gamma_{nn}^{(\text{sc})} \approx \frac{3}{8\tilde{z}_0^3} \text{Im} \left[\frac{\epsilon(\omega_0) - 1}{\epsilon(\omega_0) + 1} \right] \Gamma_0 \approx \frac{3\omega_0\gamma}{4\omega_p^2\tilde{z}_0^3} \Gamma_0, \quad (\text{S30})$$

which can be understood as the dissipative interaction between the n^{th} dipole and its image of strength $\left[\frac{\epsilon(\omega_0) - 1}{\epsilon(\omega_0) + 1} \right] \mathbf{d}$. We have assumed here that $\omega_p \gg \{\omega_0, \gamma\}$. It can be seen that the for the chosen parameter values in the main text,

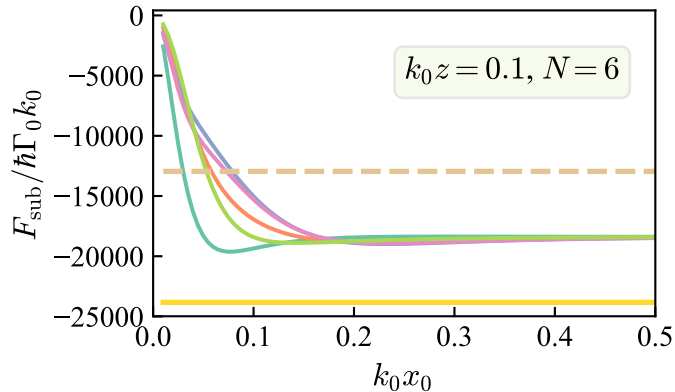


FIG. S1. CP force on subradiant states of $N = 6$ emitters placed at a distance of $k_0 z = 0.1$ away from a Gold surface as a function of their mutual spacing x_0 . The horizontal lines give the force on the states with all the emitters in the excited (solid) and ground (dashed) states.

one gets $\Gamma_{nn}^{(sc)} \sim 10^3 \Gamma_0$, as can be seen from the blue dotted line in Fig. 2 (b). For the surface modified dipole-dipole interaction with the dipoles separated by distance x_0 , we have

$$\Gamma_{mn}^{(sc)} = \frac{3\Gamma_0}{2} \text{Im} \left[i \int_0^1 d\tilde{k}_\perp e^{2i\tilde{k}_\perp \tilde{z}_0} (1 - \tilde{k}_\perp^2) J_0(\tilde{k}_\parallel \tilde{x}_0) r_p(-ik_0 \tilde{k}_\perp, \omega_0) + \int_0^\infty d\tilde{\kappa}_\perp (1 + \tilde{\kappa}_\perp^2) e^{-2\tilde{\kappa}_\perp \tilde{z}_0} J_0(\tilde{k}_\parallel \tilde{x}_0) r_p(\tilde{\kappa}_\perp, \omega_0) \right], \quad (\text{S31})$$

with $\tilde{x}_0 = k_0 x_0$. In the non-retarded limit, this yields

$$\Gamma_{mn}^{(sc)} \approx \frac{3}{2\tilde{z}_0^3} \text{Im} \left[\frac{\epsilon(\omega_0 - 1)}{\epsilon(\omega_0 + 1)} g(\tilde{x}_0, \tilde{z}_0) \Gamma_0 \right], \quad (\text{S32})$$

where $g(\tilde{x}_0, \tilde{z}_0) \equiv \int_0^\infty d\kappa (1 + \kappa^2) e^{-2\kappa \tilde{z}_0} J_0(\sqrt{1 + \kappa^2} \tilde{x}_0)$. In the limit of coincident dipoles ($\tilde{x}_0 \rightarrow 0$), this is equal to the single emitter spontaneous emission as given by Eq. (S30). Thus, as $\tilde{x}_0 \rightarrow 0$, the super- and subradiant collective spontaneous emission rates are given as $\Gamma_{\text{sup}} \approx 2\Gamma_{11}^{(sc)}$, and $\Gamma_{\text{sub}} \approx 0$, as can be seen from Fig. 2 (b) in the main text.

N-EMITTER SUBRADIANT STATES

Considering the subradiant state $|J = 0, M = 0\rangle$, we first note that they have a degeneracy given by [S7]

$$d_G = \frac{N!}{(1 + N/2)! (N/2)!}.$$

This degeneracy grows rapidly with N and, in general, each subradiant state in this degenerate subspace has an intricate structure when expressed as a superposition in the product state basis over the energy eigenstates of the emitters. As a result, the general analytical expressions for the sub-radiant state CP force become cumbersome. Nonetheless, for small numbers of emitters $N \sim 10$, we have checked that all of the subradiant states demonstrate suppressed CP forces at small emitter separations and show the result calculated numerically for $N = 6$ emitters ($d_G = 5$) in Fig. S1.

* kanu@umd.edu

† Prasanna.Venkatesh@uibk.ac.at

‡ pierre@optics.arizona.edu

[S1] S. Y. Buhmann, *Dispersion Forces I* (Springer-Verlag, Berlin, 2012).

- [S2] S. Y. Buhmann, *Dispersion Forces II* (Springer-Verlag, Berlin, 2012).
- [S3] T. Gruner and D. G. Welsch, Green-function approach to the radiation-field quantization for homogeneous and inhomogeneous Kramers-Kronig dielectrics, *Phys. Rev. A* **53**, 1818 (1996).
- [S4] K. Sinha, Repulsive vacuum-induced forces on a magnetic particle, *Phys. Rev. A* (accepted for publication) (2018).
- [S5] H.-P. Breuer, and F. Petruccione, *Theory of open quantum systems* (Oxford University Press, New York, 2002).
- [S6] M. Gross, and S. Haroche, Superradiance: An essay on the theory of collective spontaneous emission, *Phys. Rep.* **93**, 301 (1982).
- [S7] L. Mandel and E. Wolf, *Optical Coherence and Quantum Optics* (Cambridge University Press, Cambridge, 1995).