

Quantum ring with the Rashba spin-orbit interaction in the regime of strong light-matter coupling

V. K. Kozin^{1,2}, I. V. Iorsh², O. V. Kibis^{3,1,*} and I. A. Shelykh^{1,2}

¹*Science Institute, University of Iceland, Dunhagi 3, IS-107, Reykjavik, Iceland*

²*ITMO University, Saint Petersburg 197101, Russia and*

³*Department of Applied and Theoretical Physics, Novosibirsk State Technical University, Karl Marx Avenue 20, Novosibirsk 630073, Russia*

We developed the theory of electronic properties of semiconductor quantum rings with the Rashba spin-orbit interaction irradiated by an off-resonant high-frequency electromagnetic field (dressing field). Within the Floquet theory of periodically driven quantum systems, it is demonstrated that the dressing field drastically modifies all electronic characteristics of the rings, including spin-orbit coupling, effective electron mass and optical response. Particularly, the present effect paves the way to controlling the spin polarization of electrons with light in prospective ring-shaped spintronic devices.

I. INTRODUCTION

Rapidly developing field of spintronics deals with spin related phenomena in mesoscopic transport^{1–5}. Generally, the spins of individual carriers can be controlled either by application of an external magnetic field or via change of the strength of the spin-orbit interaction (SOI) in the system. The second approach forms the basis for so-called non-magnetic spintronics which attracts enormous interest of the scientific community. Particularly, the two mechanisms of the SOI are relevant for semiconductor structures: The Dresselhaus SOI⁶ caused by the inversion asymmetry of the crystal lattice and the Rashba SOI^{7–10} originated from the inversion asymmetry of the structure as a whole. The latter mechanism is of specific interest for spintronic applications since it becomes dominant in conventionally used InAs/GaSb-, AlSb/InAs- and GaAs/GaAlAs-based nanostructures^{11–13} and can be easily tuned by an external gate voltage^{14–16}. Recently, the

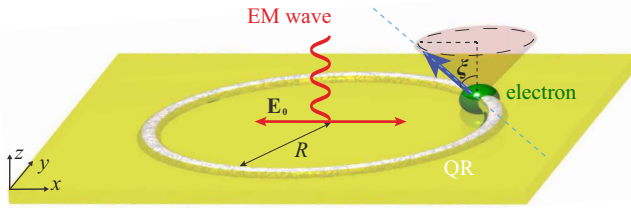


FIG. 1: Sketch of the system under consideration: The quantum ring (QR) with the radius R irradiated by a linearly polarized electromagnetic (EM) wave with the electric field amplitude E_0 . The electron spin (the dark blue arrow) is directed along the local quantization axis (the dashed blue line) with the spin angle ξ .

alternative way of tuning SOI by purely optical methods was developed^{17–19}. It is based on the regime of strong light-matter coupling when the system “electron + electromagnetic field” cannot be divided into weakly interacting optical and electronic subsystems. As a conse-

quence, the hybrid electron-field object — so-called “electron dressed by electromagnetic field” (dressed electron) — appears as an elementary quasiparticle^{20,21}. The physical properties of dressed electrons can differ sufficiently from their “bare” counterparts as it has been demonstrated for wide variety of condensed-matter structures, including bulk semiconductors^{22–24}, quantum wells^{25–29}, quantum rings^{30–35}, graphene^{36–44}, topological insulators⁴⁵, etc. From viewpoint of spintronic applications, it is crucially important that the SOI strength can be modified by laser irradiation¹⁹ since this allows direct optical tuning of spin relaxation time in 2D electron gas¹⁷ and, therefore, paves the way to optically controlled spintronic devices¹⁸.

Although the first ferromagnetic spintronic device (the Datta-Das spin transistor^{46,47}) has been realized experimentally, its technological production remains challenging due to the difficulties with the efficient spin injection from ferromagnetic contacts. Therefore, design of non-magnetic spintronic devices which do not need the presence of ferromagnetic elements is still an actual problem. As a possible way to solve the problem, it was proposed to use semiconductor quantum rings (QRs) with the Rashba SOI which induces the phase shift between the spin waves propagating in the clockwise and counterclockwise directions. In turn, this results in the large conductance modulation due to the interference of the spin waves⁴⁸. As a consequence, physical basis of various QR-based non-ferromagnetic spintronic devices — including spin transistors, spin filters and quantum splitters — appears^{49–64}. In the aforementioned previous studies on the subject, the spin properties of QRs were assumed to be controlled by gate voltage. As to the optical methods of the spin control of QRs, they are escaped attention before. The present theoretical research is aimed to fill partially this gap in the spintronics of QRs.

The paper is organized as follows. In Sec. II, we derived the effective Hamiltonian of the irradiated QR with the Rashba spin-orbit interaction within the Floquet theory of periodically driven quantum systems. In Sec. III, the elaborated theory is applied to analyze spin and optical

characteristics of the irradiated QR. As to Sec. IV, it contains conclusions and acknowledgements.

II. MODEL

To describe an irradiated QR (see Fig. 1), we have to start from the Hamiltonian describing an irradiated two-dimensional (2D) electron system with the Rashba spin-orbit interaction¹⁷

$$\hat{\mathcal{H}}_{2D} = \frac{(\hat{\mathbf{p}} - e\mathbf{A})^2}{2m} + \alpha[\sigma_x(\hat{p}_y - eA_y) - \sigma_y(\hat{p}_x - eA_x)], \quad (1)$$

where $\hat{\mathbf{p}} = (\hat{p}_x, \hat{p}_y)$ is the operator of electron momentum, m is the effective electron mass, e is the electron charge, α is the Rashba spin-orbit coupling constant, $\sigma_{x,y,z}$ are the Pauli matrices, $\mathbf{A} = (A_x, A_y) = ([E_0/\omega]\cos\omega t, 0)$ is the vector potential of a linearly polarized electromagnetic wave (dressing field) in the 2D plane, E_0 is the electric field amplitude of the wave, and ω is the wave frequency which is assumed to be far from resonant electron frequencies. Applying the standard approach⁶⁶ to transform the 2D electron system into the one-dimensional (1D) ring-shaped one, we arrive from the 2D Hamiltonian (1) at the Hamiltonian of irradiated QR,

$$\hat{\mathcal{H}}_{QR} = \hat{\mathcal{H}}' + \left[\sum_{n=1}^2 \hat{V}_n e^{in\omega t} + \text{H.c.} \right], \quad (2)$$

where the stationary part,

$$\hat{\mathcal{H}}' = \frac{\hat{l}_z^2}{2mR^2} + \frac{\alpha}{R} \left[\sigma_\rho \hat{l}_z - i\hbar \frac{\sigma_\varphi}{2} \right] + \frac{e^2 E_0^2}{4m\omega^2}, \quad (3)$$

is the Hamiltonian of the unperturbed QR up to a field-induced constant shift of energy,

$$\hat{V}_1 = \frac{eE_0}{2mR\omega} \left(\sin\varphi \hat{l}_z - i\hbar \frac{\cos\varphi}{2} \right) + \frac{\alpha e E_0}{2\omega} \sigma_y, \quad (4)$$

$$\hat{V}_2 = \frac{e^2 E_0^2}{8m\omega^2}, \quad (5)$$

is the periodical part with the two harmonics originated from the irradiation, R is the QR radius, $\hat{l}_z = -i\hbar \partial/\partial\varphi$ is the operator of angular momentum along the z -axis, φ is the polar angle of an electron in the QR, $\sigma_\rho = \cos\varphi \sigma_x + \sin\varphi \sigma_y$ and $\sigma_\varphi = -\sin\varphi \sigma_x + \cos\varphi \sigma_y$ are the Pauli matrices written in the polar coordinates. Applying the conventional Floquet-Magnus approach⁶⁷⁻⁶⁹ to renormalize the Hamiltonian of irradiated QR and restricting the consideration by the leading terms in the high-frequency limit, we can reduce the time-dependent Hamiltonian (2) to the effective time-independent one,

$$\hat{\mathcal{H}} = \hat{\mathcal{H}}' + \sum_{n=1}^2 \frac{[\hat{V}_n, \hat{V}_n^\dagger]}{\hbar n\omega} + \sum_{n=1}^2 \frac{[[\hat{V}_n, \hat{\mathcal{H}}'], \hat{V}_n^\dagger]}{2(\hbar n\omega)^2} + \text{H.c.} \quad (6)$$

Substituting Eqs. (3)–(5) into Eq. (6), one can rewrite the effective Hamiltonian (6) as

$$\hat{\mathcal{H}} = \hat{\mathcal{H}}_0 + \hat{V}, \quad (7)$$

where

$$\begin{aligned} \hat{\mathcal{H}}_0 &= \frac{\hat{l}_z^2}{2m^*R^2} + \frac{\alpha}{R} \left[\sigma_\rho \hat{l}_z - i\hbar \frac{\sigma_\varphi}{2} \right] - \left(\frac{eE_0\alpha}{R\omega^2} \right)^2 \frac{\hat{l}_z \sigma_z}{m\hbar} \\ &+ \frac{e^2 E_0^2}{4m\omega^2} + \frac{1}{2m} \left(\frac{\hbar e E_0}{4mR^2\omega^2} \right)^2, \end{aligned} \quad (8)$$

$$\begin{aligned} \hat{V} &= \left[\frac{3}{16} \gamma_1^2 \cos 2\varphi - \gamma_1^2 \gamma_2 \left(\gamma_2^2 - \frac{1}{4} \right) i\sigma_x \sin\varphi \right] \frac{\hbar^2}{2mR^2} \\ &+ \left[\frac{i\gamma_1^2 \sin 2\varphi}{2} - 2\gamma_1^2 \gamma_2 \left(\gamma_2^2 - \frac{1}{4} \right) \sigma_x \cos\varphi \right] \frac{\hbar \hat{l}_z}{2mR^2} \\ &+ \frac{\gamma_1^2 \cos 2\varphi}{8mR^2} \hat{l}_z^2, \end{aligned} \quad (9)$$

where

$$m^* = \frac{m}{1 + 3(eE_0/2mR\omega^2)^2} \quad (10)$$

is the effective electron mass renormalized by the irradiation, $\gamma_1 = |e|E_0/(mR\omega^2)$ is the dimensionless parameter describing the strength of electron-field coupling, and $\gamma_2 = mR\alpha/\hbar$ is the dimensionless parameter describing the strength of Rashba spin-orbit coupling. As expected, the Hamiltonian (7) exactly coincides with the Hamiltonian of unirradiated QR⁶⁶ in the absence of the field ($E_0 = 0$).

It should be noted that all effects originated from the direct spin interaction with magnetic component of the dressing field (particularly, the Zeeman effect and the Aharonov-Bohm effect) are relativistically negligible since the amplitude of magnetic induction of the field, $B_0 = E_0/c$, is very small for reasonable field intensities. Therefore, they are omitted in the developed theory. We also neglected effects arisen from overlying electronic modes, assuming the typical distance between transverse electronic minibands (tens meV for state-of-the-art QRs⁶⁵) to be sufficiently large than the photon and electron energies under consideration.

III. RESULTS AND DISCUSSION

To consider the Schrödinger problem with the effective Hamiltonian (7), let us start from its part (8). Two exact eigenstates of the Hamiltonian (8) can be written as

$$\Psi_1(\varphi) = e^{ij_z\varphi} \begin{pmatrix} \cos(\xi/2)e^{-i\varphi/2} \\ -\sin(\xi/2)e^{i\varphi/2} \end{pmatrix} \quad (11)$$

and

$$\Psi_2(\varphi) = e^{ij_z\varphi} \begin{pmatrix} \sin(\xi/2)e^{-i\varphi/2} \\ \cos(\xi/2)e^{i\varphi/2} \end{pmatrix}, \quad (12)$$

where

$$\xi = \arctan \left[\frac{2m^*R\alpha/\hbar}{2(m^*/m)(eE_0\alpha/\omega^2\hbar)^2 + 1} \right] \quad (13)$$

is the angle between the local spin quantization axis and the z -axis (see Fig. 1). It follows from single-valuedness of the eigenstates, $\Psi_{1,2}(\varphi) = \Psi_{1,2}(\varphi + 2\pi)$, that the z -component of total angular momentum of electron, j_z , must satisfy the condition, $j_z = \lambda n + 1/2$, where $n = 0, 1, 2, \dots$ is the orbital quantum number corresponding to the electron rotation in QR, and the sign $\lambda = \pm$ describes the direction of the rotation (counterclockwise/clockwise). Omitting constant terms which only shift the zero energy, one can write the electron energy spectrum of the eigenstates (11)-(12) as

$$\begin{aligned} \varepsilon_{\lambda n}^s &= \frac{\hbar^2}{2m^*R^2} \left(\lambda n + \frac{1}{2} \right)^2 + \frac{\hbar^2}{2m^*R^2} \left| \lambda n + \frac{1}{2} \right| s \\ &\times \sqrt{ \left[2 \left(\frac{m^*}{m} \right) \left(\frac{eE_0\alpha}{\hbar\omega^2} \right)^2 + 1 \right]^2 + \left[\frac{2\alpha m^*R}{\hbar} \right]^2 }, \quad (14) \end{aligned}$$

where $s = \pm 1$ is the quantum number describing the spin direction along the local quantization axis (see Fig. 1) and the spin $s = +1$ corresponds to the greater energy (14). Within the conventional notation⁷⁰ based on the three quantum numbers, $|n, \lambda, s\rangle$, the eigenstates (11)-(12) can be written as

$$|n, +, -1\rangle = e^{in\varphi} \begin{pmatrix} \cos(\xi/2) \\ -\sin(\xi/2)e^{i\varphi} \end{pmatrix}, \quad (15)$$

$$|n, +, +1\rangle = e^{in\varphi} \begin{pmatrix} \sin(\xi/2) \\ \cos(\xi/2)e^{i\varphi} \end{pmatrix}, \quad (16)$$

$$|n, -, +1\rangle = e^{-in\varphi} \begin{pmatrix} \cos(\xi/2) \\ -\sin(\xi/2)e^{i\varphi} \end{pmatrix}, \quad (17)$$

$$|n, -, -1\rangle = e^{-in\varphi} \begin{pmatrix} \sin(\xi/2) \\ \cos(\xi/2)e^{i\varphi} \end{pmatrix}, \quad (18)$$

for $n = 1, 2, 3, \dots$ and

$$|0, +, -1\rangle = \begin{pmatrix} \cos(\xi/2) \\ -\sin(\xi/2)e^{i\varphi} \end{pmatrix}, \quad (19)$$

$$|0, +, +1\rangle = \begin{pmatrix} \sin(\xi/2) \\ \cos(\xi/2)e^{i\varphi} \end{pmatrix} \quad (20)$$

for $n = 0$. It follows from Eq. (14), particularly, that $\varepsilon_{-n}^s = \varepsilon_{n-1}^s$. This means that the states $|n, -, s\rangle$ and $|n-1, +, s\rangle$ are degenerated.

The eigenstates and eigenenergies (11)–(20) can be easily verified by direct substitution into the Schrödinger equation with the Hamiltonian (8). However, the total effective Hamiltonian (7) consists of the two parts, including both the discussed Hamiltonian $\hat{\mathcal{H}}_0$ and the term \hat{V} . Therefore, we have to analyze the effect of the term \hat{V} on the found solutions of the Schrödinger problem with the Hamiltonian $\hat{\mathcal{H}}_0$. It follows from Eqs. (9) and (15)–(20)

that $\langle n', \lambda', s' | \hat{V} | n, \lambda, s \rangle \sim \delta_{\lambda'\lambda}$ for $n, n' \geq 1$. Thus, the term \hat{V} does not split the degenerate states $|n, -, s\rangle$ and $|n-1, +, s\rangle$. It should be noted also that the discussed regime of strong light-matter coupling is conventionally defined as a light-induced renormalization of electronic properties without the light absorption by electrons (see, e.g., the discussion in Ref. 29). Particularly, the main absorption mechanism for semiconductor structures dressed by an off-resonant electromagnetic field — the collisional absorption of the field by conduction electrons — can be neglected if $\omega\tau \gg 1$, where τ is the electron relaxation time²⁸. Therefore, we have to consider the case of high-frequencies, ω , when the condition $\gamma_1 \ll 1$ can take place. It follows from this that the discussed term $\hat{V} \sim \gamma_1^2$ can be considered as a weak perturbation for a broad range of QR parameters. Particularly, the conventional criterion of perturbation theory,

$$\left| \frac{\langle n', \lambda', s' | \hat{V} | n, \lambda, s \rangle}{\varepsilon_{\lambda'n'}^s - \varepsilon_{\lambda n}^s} \right| \ll 1, \quad (21)$$

can be satisfied for the first tens of energy levels (14) in the typical case of InGaAs-based QRs with the effective mass $m = 0.045m_e$, radius $R \approx 200$ nm and the Rashba coupling constant $\alpha \approx 10^4$ m/s. As a consequence, the effective Hamiltonian (7) can be reduced to the simplified Hamiltonian (8). Correspondingly, the found eigenstates and eigenenergies (11)–(20) can be applied to describe electronic properties of the irradiated QR.

It follows from the Hamiltonian (8) that the irradiation of QR results in the two main effects: First, it renormalizes the electron effective mass (10) and, second, it leads to the unusual spin-orbit coupling $\sim l_z\sigma_z$ described by the third term of the Hamiltonian (8). In turn, these effects lead to the dependencies of the spin angle (13) and the energy levels (14) on the irradiation intensity, which are plotted in Fig. 2. It follows from Fig. 2a that the irradiation very strongly effects on the spin angle (13). Namely, the relatively weak irradiation can decrease the angle to tens percents of its initial value in the unirradiated QR, $\xi_0 = \arctan(2\alpha mR/\hbar)$. Since the modulation of spin orientation by various external actions lies in the core of modern spintronics^{1–4}, the found strong dependence of the spin polarization on the irradiation can be used, particularly, in prospective ring-shaped spintronic devices operated by light. It follows from Fig. 2b that the irradiation also strongly effects on the energy of the electron levels in QR and their spin splitting. Such a light-induced modification of the energy spectrum (14) can manifest itself, particularly, in optical measurements discussed below.

Let us consider a QR irradiated by a two-mode electromagnetic wave consisting of a strong dressing field (which renormalizes the energy spectrum of electrons according to the aforesaid) and a relatively weak probe field with the frequency Ω (which can detect the discussed renormalization of the energy spectrum). The optical spectrum of absorption of the probe field can be obtained

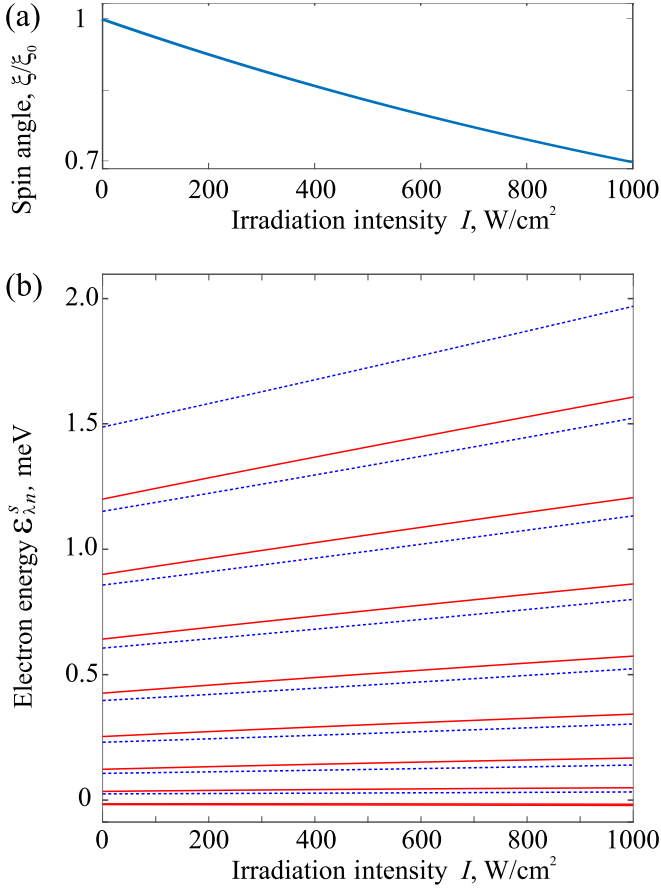


FIG. 2: Electronic characteristics of InGaAs-based QR (the electron effective mass is $m = 0.045m_0$, the Rashba coupling constant is $\alpha = 10^4$ m/s and the QR radius is $R = 200$ nm) irradiated by a dressing field with the frequency $\omega = 1.6 \cdot 10^{12}$ rad/s: (a) Dependence of the spin angle, ξ , on the irradiation intensity, I ; (b) Dependence of the first nine electron energy levels, $\varepsilon_{\lambda,n}^s$, on the irradiation intensity, I , for the counterclockwise electron rotation in the ring ($\lambda = +$), where the dashed and solid lines correspond to the different spin orientations ($s = \pm 1$).

with using the conventional Kubo formalism⁷¹. Within this approach, the longitudinal conductivity describing the response of the QR to the probe field polarized along the $j = x, y$ axis reads

$$\sigma_{jj} = \sum_{\substack{n,\lambda,s \\ n',\lambda',s'}} \frac{(f(\varepsilon_{\lambda'n'}^{s'}) - f(\varepsilon_{\lambda n}^s)) |\langle n', \lambda', s' | \hat{v}_j | n, \lambda, s \rangle|^2}{(\varepsilon_{\lambda'n'}^{s'} - \varepsilon_{\lambda n}^s)(\varepsilon_{\lambda'n'}^{s'} - \varepsilon_{\lambda n}^s + \hbar\Omega + i\Gamma)} \times \frac{\hbar e^2}{i\pi R^2}, \quad (22)$$

where $f(\varepsilon)$ is the Fermi-Dirac distribution function, $\hat{v}_j = \hat{p}_j/m$ is the velocity operator, and $\Gamma = \hbar/\tau$ is the broadening of energy levels depending on the electron relaxation time, τ . It should be noted that the used spin index, $s = \pm 1$, describes the spin projection on the local quantization axis (see the dashed line in Fig. 1) which

depends on the electron location in QR and, correspondingly, depends on the direction of the vector of electron velocity. As a consequence, the matrix of the velocity operator in Eq. (22), $\langle n', \lambda', s' | \hat{v}_j | n, \lambda, s \rangle$, is not diagonal in this spin index. Particularly, direct calculation results in $\langle n', \pm, s' | \hat{v}_j | n, \pm, s \rangle \sim (\delta_{n-n',1} + \delta_{n-n',-1})$ and $\langle n', \mp, s' | \hat{v}_j | n, \pm, s \rangle \sim \delta_{n+n',1}$. As a consequence, the probe field can induce electron transitions between the electron states with mutually opposite local spin directions. Substituting Eqs. (14)–(20) into Eq. (22), one can calculate the sought absorption spectrum of the probe field (see Fig. 3), which is represented by the real part of the conductivity, $\text{Re}(\sigma_{jj})$. In the absence of the dressing field, the absorption spectrum of the QR plotted in Fig. 3a consists of the three peaks corresponding to the following electron transitions: $|5, +, +1\rangle \rightarrow |4, +, +1\rangle$, $|7, +, -1\rangle \rightarrow |6, +, +1\rangle$ and $|7, +, -1\rangle \rightarrow |6, +, -1\rangle$ (peak 1); $|6, +, +1\rangle \rightarrow |5, +, +1\rangle$, $|8, +, -1\rangle \rightarrow |7, +, 1\rangle$ and $|8, +, -1\rangle \rightarrow |7, +, -1\rangle$ (peak 2); $|7, +, +1\rangle \rightarrow |6, +, +1\rangle$ and $|9, +, -1\rangle \rightarrow |8, +, -1\rangle$ (peak 3).

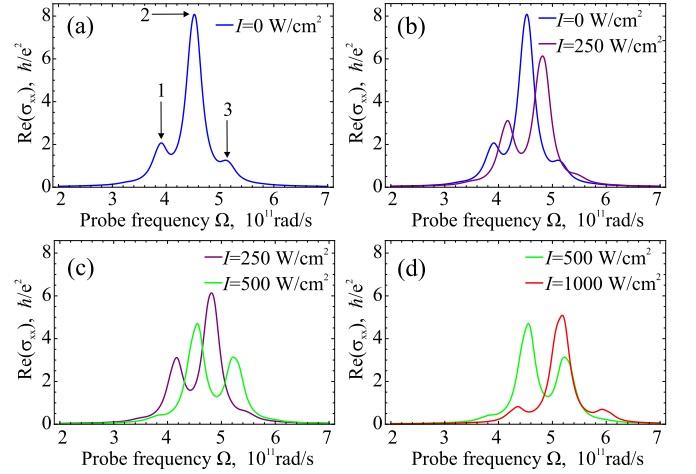


FIG. 3: Absorption spectra of the probe field with the frequency Ω for the InGaAs-based QR (the electron effective mass is $m = 0.045m_0$, the Rashba coupling constant is $\alpha = 10^4$ m/s, the electron relaxation time is $\tau = 70$ ps, the temperature is $T = 5$ K, the Fermi energy is $\mu = 1$ meV and the QR radius is $R = 200$ nm) irradiated by a dressing field with the frequency $\omega = 1.6 \cdot 10^{12}$ rad/s and different irradiation intensities, I .

The evolution of this spectrum under influence of the dressing field is presented in Figs. 3b–3d. In the absence of the dressing field, the highest peak 3 originates from the transitions $|6, +, +1\rangle \rightarrow |5, +, +1\rangle$ and $|8, +, -1\rangle \rightarrow |7, +, -1\rangle$ since the chosen Fermi energy, $\mu = 1$ meV, lies in the middle between the corresponding levels (see Fig. 2b). Since the dressing field increases the distance between the energy levels (14), it shifts the peaks to the right and deform them (see Figs. 3b–3d). It should be noted that the shape of the spectrum at the irradiation intensity $I = 1000$ W/cm² is very similar to case of unirradiated QR (compare Figs. 3a and 3d).

Physically, the similarity appears since the Fermi energy, $\mu = 1$ meV, lies at this intensity again in the middle between the corresponding levels (see Fig. 2b). However, the highest peak in this case arises from the peak 1 in Fig. 3a and, therefore, corresponds to the transitions $|5, +, +1\rangle \rightarrow |4, +, +1\rangle$, $|7, +, -1\rangle \rightarrow |6, +, +1\rangle$ and $|7, +, -1\rangle \rightarrow |6, +, -1\rangle$. Finalizing the discussion, let us formulate how the dressing field parameters should be chosen in experiments. It follows from the Hamiltonian (8) that the absolute value of the light-induced renormalization of all electronic characteristics is proportional to the squared ratio E_0/ω^2 . Therefore, we have to keep this ratio not too small to observe the discussed renormalization experimentally for reasonable dressing field amplitudes, E_0 . Particularly, this is why the dressing field frequency, ω , in Figs. 2 and 3 is chosen to be in the THz range.

IV. CONCLUSIONS

In conclusion, we demonstrated that the key electronic characteristics of QRs with the Rashba spin-orbit inter-

action — the structure of electron energy levels and the spin polarization of electrons — strongly depend on an off-resonant irradiation. Particularly, the modification of both electron effective mass and the spin-orbit coupling appear. It is shown that the irradiation-induced renormalization of electron energy spectrum can be observed in state-of-the-art optical experiments, whereas the light sensitivity of the spin orientation can be exploited in prospective spintronic devices operated by light.

Acknowledgments

The work was partially supported by RISE Program (project CoExAN), Russian Foundation for Basic Research (project 17-02-00053), Rannis project 163082-051, Ministry of Education and Science of Russian Federation (projects 3.4573.2017/6.7, 3.2614.2017/4.6, 3.1365.2017/4.6, 3.8884.2017/8.9, 14.Y26.31.0015) and Government of Russian Federation (Grant 08-08).

-
- * Electronic address: Oleg.Kibis(c)nstu.ru
- ¹ D. D. Awschalom, D. Loss, N. Samarth, *Semiconductor Spintronics and Quantum Computation* (Springer-Verlag, Berlin, 2002).
 - ² I. Zutic, J. Fabian and S. D. Sarma, Spintronics: Fundamentals and applications, Rev. Mod. Phys. **76**, 323 (2004).
 - ³ D. D. Awschalom and M. E. Flatté, Challenges for semiconductor spintronics, Nat. Phys. **3**, 153 (2007).
 - ⁴ M. Cahay, Spin transistors: Closer to an all-electric device, Nat. Nanotechnol. **10**, 21 (2015).
 - ⁵ V. Szaszko-Bogar, F. M. Peeters, and P. Földi, Oscillating spin-orbit interaction in two-dimensional superlattices: Sharp transmission resonances and time-dependent spin-polarized currents, Phys. Rev. B **91**, 235311 (2015).
 - ⁶ G. Dresselhaus, Spin-Orbit Coupling Effects in Zinc Blende Structures, Phys. Rev. **100**, 580 (1955).
 - ⁷ E. I. Rashba, Properties of semiconductors with an extremum loop. 1. Cyclotron and combinational resonance in a magnetic field perpendicular to the plane of the loop, Sov. Phys. Solid State **2**, 1109 (1960).
 - ⁸ Y. A. Bychkov and E. I. Rashba, Oscillatory effects and the magnetic susceptibility of carriers in inversion layers, J. Phys. C **17**, 6039 (1984).
 - ⁹ D. Bercioux and P. Lucignano, Quantum transport in Rashba spin-orbit materials: a review, Rep. Prog. Phys. **78**, 106001 (2015).
 - ¹⁰ R. Winkler, *Spin-Orbit Coupling Effects in Two-Dimensional Electron and Hole Systems* (Springer-Verlag, Berlin, 2003).
 - ¹¹ B. Miller, D. M. Zumbuhl, C. M. Marcus, Y. B. Lyanda-Geller, D. Goldhaber-Gordon, K. Campman and A.C. Gosard, Gate-Controlled Spin-Orbit Quantum Interference Effects in Lateral Transport, Phys. Rev. Lett. **90**, 076807 (2003).
 - ¹² A. Studenikin, P. T. Coleridge, N. Ahmed, P. Poole and A. Sachrajda, Experimental study of weak antilocalization effects in a high-mobility $\text{In}_x\text{Ga}_{1-x}\text{As}/\text{InP}$ quantum well, Phys. Rev. B **68**, 035317 (2003).
 - ¹³ Ghosh, C. J. B. Ford, M. Pepper, H. E. Beere and D. A. Ritchie, Possible Evidence of a Spontaneous Spin Polarization in Mesoscopic Two-Dimensional Electron Systems, Phys. Rev. Lett. **92**, 116601 (2004).
 - ¹⁴ J. Nitta, T. Akazaki, H. Takayanagi, T. Enoki, Gate Control of Spin-Orbit Interaction in an Inverted $\text{In}_{0.53}\text{Ga}_{0.47}\text{As}/\text{In}_{0.52}\text{Al}_{0.48}\text{As}$ Heterostructure, Phys. Rev. Lett. **78**, 1335 (1997).
 - ¹⁵ G. Engels, J. Lange, Th. Schäpers, H. Lüth, Experimental and theoretical approach to spin splitting in modulation-doped $\text{In}_x\text{Ga}_{1-x}\text{As}/\text{InP}$ quantum wells for $B \rightarrow 0$, Phys. Rev. B **55**, R1958 (1997).
 - ¹⁶ J. P. Heida, B. J. van Wees, J. J. Kuipers, T. M. Klapwijk, G. Borghs, Spin-orbit interaction in a two-dimensional electron gas in a InAs/AlSb quantum well with gate-controlled electron density, Phys. Rev. B **57**, 11911 (1998).
 - ¹⁷ A. A. Pervishko, O. V. Kibis, S. Morina, and I. A. Shelykh, Control of spin dynamics in a two-dimensional electron gas by electromagnetic dressing, Phys. Rev. B **92**, 205403 (2015).
 - ¹⁸ A. S. Sheremet, O. V. Kibis, A. V. Kavokin, and I. A. Shelykh, Datta-and-Das spin transistor controlled by a high-frequency electromagnetic field, Phys. Rev. B **93**, 165307 (2016).
 - ¹⁹ D. Yudin and I. A. Shelykh, Two-dimensional electron gas in the regime of strong light-matter coupling: Dynamical conductivity and all-optical measurements of Rashba and Dresselhaus coupling, Phys. Rev. B **94**, 161404(R) (2016).
 - ²⁰ C. Cohen-Tannoudji, J. Dupont-Roc, and G. Grynberg, *Atom-Photon Interactions: Basic Processes and Applica-*

- tions (Wiley, Chichester, 1998).
- 21 M. O. Scully and M. S. Zubairy, *Quantum Optics* (Cambridge University Press, Cambridge, 2001).
 - 22 S. P. Goreslavskii and V. F. Elesin, Electric properties of a semiconductor in the field of a strong electromagnetic wave, *JETP Lett.* **10**, 316 (1969).
 - 23 Q. T. Vu, H. Haug, O. D. Mucke, T. Tritschler, M. Wegener, G. Khitrova, and H. M. Gibbs, Light-Induced Gaps in Semiconductor Band-to-Band Transitions, *Phys. Rev. Lett.* **92**, 217403 (2004).
 - 24 Q. T. Vu and H. Haug, Detection of light-induced band gaps by ultrafast femtosecond pump and probe spectroscopy, *Phys. Rev. B* **71**, 035305 (2005).
 - 25 A. Mysyrowicz, D. Hulin, A. Antonetti, A. Migus, W. T. Masselink, and H. Morkoc, "Dressed Excitons" in a Multiple-Quantum-Well Structure: Evidence for an Optical Stark Effect with Femtosecond Response Time, *Phys. Rev. Lett.* **56**, 2748 (1986).
 - 26 M. Wagner, H. Schneider, D. Stehr, S. Winnerl, A. M. Andrews, S. Schartner, G. Strasser, and M. Helm, Observation of the Intraexciton Autler-Townes Effect in GaAs/AlGaAs Semiconductor Quantum Wells, *Phys. Rev. Lett.* **105**, 167401 (2010).
 - 27 M. Teich, M. Wagner, H. Schneider, and M. Helm, Semiconductor quantum well excitons in strong, narrowband terahertz fields, *New J. Phys.* **15**, 065007 (2013).
 - 28 O. V. Kibis, How to suppress the backscattering of conduction electrons?, *Europhys. Lett.* **107**, 57003 (2014).
 - 29 S. Morina, O. V. Kibis, A. A. Pervishko, and I. A. Shelykh, Transport properties of a two-dimensional electron gas dressed by light, *Phys. Rev. B* **91**, 155312 (2015).
 - 30 O. V. Kibis, Dissipationless Electron Transport in Photon-Dressed Nanostructures, *Phys. Rev. Lett.* **107**, 106802 (2011).
 - 31 F. K. Joibari, Y. M. Blanter, and G. E. W. Bauer, Light-induced spin polarizations in quantum rings, *Phys. Rev. B* **90**, 155301 (2014).
 - 32 H. Sigurdsson, O. V. Kibis, and I. A. Shelykh, Optically induced Aharonov-Bohm effect in mesoscopic rings, *Phys. Rev. B* **90**, 235413 (2014).
 - 33 O. V. Kibis, H. Sigurdsson, I. A. Shelykh, Aharonov-Bohm effect for excitons in a semiconductor quantum ring dressed by circularly polarized light, *Phys. Rev. B* **91**, 235308 (2015).
 - 34 M. Hasan, I. V. Iorsh, O. V. Kibis, I. A. Shelykh, Optically controlled periodical chain of quantum rings, *Phys. Rev. B* **93**, 125401 (2016).
 - 35 V. K. Kozin, I. V. Iorsh, O. V. Kibis, and I. A. Shelykh, Periodic array of quantum rings strongly coupled to circularly polarized light as a topological insulator, *Phys. Rev. B* **97**, 035416 (2018).
 - 36 F. J. Lopez-Rodriguez and G. G. Naumis, Analytic solution for electrons and holes in graphene under electromagnetic waves: Gap appearance and nonlinear effects, *Phys. Rev. B* **78**, 201406(R) (2008).
 - 37 T. Oka and H. Aoki, Photovoltaic Hall effect in graphene, *Phys. Rev. B* **79**, 081406(R) (2009).
 - 38 O. V. Kibis, Metal-insulator transition in graphene induced by circularly polarized photons, *Phys. Rev. B* **81**, 165433 (2010).
 - 39 T. Kitagawa, T. Oka, A. Brataas, L. Fu, and E. Demler, Transport properties of nonequilibrium systems under the application of light: Photoinduced quantum Hall insulators without Landau levels, *Phys. Rev. B* **84**, 235108 (2011).
 - 40 G. Usaj, P. M. Perez-Piskunow, L. E. F. Foa Torres, and C. A. Balseiro, Irradiated graphene as a tunable Floquet topological insulator, *Phys. Rev. B* **90**, 115423 (2014).
 - 41 K. Kristinsson, O. V. Kibis, S. Morina, and I. A. Shelykh, Control of electronic transport in graphene by electromagnetic dressing, *Sci. Rep.* **6**, 20082 (2016).
 - 42 O. V. Kibis, S. Morina, K. Dini, and I. A. Shelykh, Magnetoelectronic properties of graphene dressed by a high-frequency field, *Phys. Rev. B* **93**, 115420 (2016).
 - 43 O. V. Kibis, K. Dini, I. V. Iorsh, I. A. Shelykh, All-optical band engineering of gapped Dirac materials, *Phys. Rev. B* **95**, 125401 (2017).
 - 44 I. V. Iorsh, K. Dini, O. V. Kibis, I. A. Shelykh, Optically induced Lifshitz transition in bilayer graphene, *Phys. Rev. B* **96**, 155432 (2017).
 - 45 N. H. Lindner, G. Refael and V. Galitski, Floquet topological insulator in semiconductor quantum wells, *Nat. Phys.* **7**, 490 (2011).
 - 46 S. Datta and B. Das, Electronic analog of the electro-optic modulator, *Appl. Phys. Lett.* **56**, 665 (1990).
 - 47 H. C. Koo, J. H. Kwon, J. Eom, J. Chang, S. H. Han, and M. Johnson, Control of spin precession in a spin-injected field effect transistor, *Science* **325**, 1515 (2009).
 - 48 T. Bergsten, T. Kobayashi, Y. Sekine, and J. Nitta, Experimental Demonstration of the Time Reversal Aharonov-Casher Effect, *Phys. Rev. Lett.* **97**, 196803 (2006).
 - 49 J. Nitta, F. E. Meijer and H. Takayanagi, Spin-interference device, *Appl. Phys. Lett.* **75**, 695 (1999).
 - 50 J. Nitta and T. Koga, Rashba Spin-Orbit Interaction and Its Applications to Spin-Interference Effect and Spin-Filter Device, *J. Supercond.* **16**, 689 (2003).
 - 51 D. Frustaglia and K. Richter, Spin interference effects in ring conductors subject to Rashba coupling, *Phys. Rev. B* **69**, 235310 (2004).
 - 52 I. A. Shelykh, N. T. Bagraev, N. G. Galkin, L. E. Klyachkin, Interplay of h/e and $h/2e$ oscillations in gate-controlled Aharonov-Bohm rings, *Phys. Rev. B* **71**, 113311 (2005).
 - 53 A. G. Aronov and Y. B. Lyanda-Geller, Spin-orbit Berry phase in conducting rings, *Phys. Rev. Lett.* **70**, 343 (1993).
 - 54 M. Popp, D. Frustaglia and K. Richter, Spin filter effects in mesoscopic ring structures, *Nanotechnology* **14**, 347 (2003).
 - 55 A. A. Kiselev and K. W. Kim, T-shaped spin filter with a ring resonator, *J. Appl. Phys.* **94**, 4001 (2003).
 - 56 I. A. Shelykh, N. G. Galkin, and N. T. Bagraev, Quantum splitter controlled by Rasha spin-orbit coupling, *Phys. Rev. B* **72**, 235316 (2005).
 - 57 B. Mólnar, F. M. Peeters, and P. Vasilopoulos, Spin-dependent magnetotransport through a ring due to spin-orbit interaction, *Phys. Rev. B* **69**, 155335 (2004).
 - 58 P. Földi, B. Mólnar, M. G. Benedict, and F. M. Peeters, Spintronic single-qubit gate based on a quantum ring with spin-orbit interaction, *Phys. Rev. B* **71**, 033309 (2005).
 - 59 P. Földi, O. Kálmán, M. G. Benedict, and F. M. Peeters, Quantum rings as electron spin beam splitters, *Phys. Rev. B* **73**, 155325 (2006).
 - 60 R. Citro, F. Romeo, and M. Marinaro, Zero-conductance resonances and spin filtering effects in ring conductors subject to Rashba coupling, *Phys. Rev. B* **74**, 115329 (2006).
 - 61 N. Hatano, R. Shirasaki, and H. Nakamura, Non-Abelian gauge field theory of the spin-orbit interaction and a perfect spin filter, *Phys. Rev. A* **75**, 032107 (2007).

- ⁶² S. Matityahu, A. Aharony, O. Entin-Wohlman, and S. Katsumoto, Robustness of spin filtering against current leakage in a Rashba-Dresselhaus-Aharonov-Bohm interferometer, *Phys. Rev. B* **87**, 205438 (2013).
- ⁶³ S. Matityahu, A. Aharony, O. Entin-Wohlman, and S. Tarucha, Spin filtering in a RashbaDresselhausAharonovBohm double-dot interferometer, *New J. Phys.* **15**, 125017 (2013).
- ⁶⁴ S. Matityahu, A. Aharony, O. Entin-Wohlman, and C. A. Balseiro, Spin filtering in all-electrical three-terminal interferometers, *Phys. Rev. B* **95**, 085411 (2017).
- ⁶⁵ A. Lorke, J. R. Luyken, A. O. Govorov, J. P. Kotthaus, J. M. Garcia, P. M. Petroff, Spectroscopy of Nanoscopic Semiconductor Rings, *Phys. Rev. Lett.* **84**, 2223 (2000).
- ⁶⁶ F. E. Meijer, A. F. Morpurgo, and T. M. Klapwijk, One-dimensional ring in the presence of Rashba spin-orbit interaction: Derivation of the correct Hamiltonian, *Phys. Rev. B* **66**, 033107 (2002).
- ⁶⁷ F. Casas, J. A. Oteo, and J. Ros, Floquet theory: exponential perturbative treatment, *J. Phys. A* **34**, 3379 (2001).
- ⁶⁸ N. Goldman and J. Dalibard, Periodically Driven Quantum Systems: Effective Hamiltonians and Engineered Gauge Fields, *Phys. Rev. X* **4**, 031027 (2014).
- ⁶⁹ A. Eckardt and E. Anisimovas, High-frequency approximation for periodically driven quantum systems from a Floquet-space perspective, *New J. Phys.* **17**, 093039 (2015).
- ⁷⁰ F. Nagasawa, D. Frustaglia, H. Saarikoski, K. Richter and J. Nitta, Control of the spin geometric phase in a semiconductor quantum ring, *Nat. Commun.* **4**, 2526 (2013).
- ⁷¹ H. Bruus and K. Flensberg, *Many-Body Quantum Theory in Condensed Matter Physics* (University Press, Oxford, 2001).