

Analysis and optimal control of an intracellular delayed HIV model with CTL immune response

Karam Allali · Sanaa Harroudi · Delfim F. M. Torres

Received: 30 May 2017 / Revised: 22 January 2018 / Accepted: 30 January 2018

Abstract A delayed model describing the dynamics of HIV (Human Immunodeficiency Virus) with CTL (Cytotoxic T Lymphocytes) immune response is investigated. The model includes four nonlinear differential equations describing the evolution of uninfected, infected, free HIV viruses, and CTL immune response cells. It includes also intracellular delay and two treatments (two controls). While the aim of first treatment consists to block the viral proliferation, the role of the second is to prevent new infections. Firstly, we prove the well-posedness of the problem by establishing some positivity and boundedness results. Next, we give some conditions that insure the local asymptotic stability of the endemic and disease-free equilibria. Finally, an optimal control problem, associated with the intracellular delayed HIV model with CTL immune response, is posed and investigated. The problem is shown to have a unique solution, which is characterized via Pontryagin's minimum principle for problems with delays. Numerical simulations are performed, confirming stability of the disease-free and endemic equilibria and illustrating the effectiveness of the two incorporated treatments via optimal control.

Keywords HIV modeling · Treatment · Intracellular time delay · Stability · Optimal control

Mathematics Subject Classification (2000) 34C60 · 49K15 · 92D30

1 Introduction

Human immunodeficiency virus (HIV) is recognized as a viral pathogen causing the well known acquired immunodeficiency syndrome (AIDS), which is considered the end-stage of the infection. After this stage, the immune system fails to play its principal role, which is to protect the whole body against harmful intruders. This failure is due to destruction of the vast majority of CD4+ T cells by the HIV virus, reducing them to an amount below 200 cells per μl [1, 24].

During last decades, many mathematical models have been developed in order to better understand the dynamics of the HIV disease [3, 11, 13, 15]. Mathematical models of HIV and tuberculosis coinfection have been investigated in [18, 19]. An interesting case study, with real data from Cape Verde islands, has been carried out in [20], showing that the goal of the United Nations to end the AIDS epidemic by 2030 is a nontrivial task. For the importance of optimization techniques and optimal control in the study of HIV,

K. Allali · S. Harroudi
Laboratory of Mathematics and Applications, Faculty of Sciences and Technologies,
University Hassan II of Casablanca, P.O. Box 146, Mohammedia, Morocco
E-mail: allali@hotmail.com

S. Harroudi
E-mail: sanaa.harroudi@gmail.com

D. F. M. Torres (✉)
Center for Research and Development in Mathematics and Applications (CIDMA),
Department of Mathematics, University of Aveiro, 3810-193 Aveiro, Portugal
E-mail: delfim@ua.pt

we refer the reader to [6,21] and references therein. Here we observe that, often, models introduce the effect of cellular immune response, also called the cytotoxic T-lymphocyte (CTL) response, which attacks and kills the infected cells [17]. It has been shown that this cellular immune response can control the load of HIV viruses [5,22]. In [4], it is assumed that CTL proliferation depends, besides infected cells, as usual, also on healthy cells. Moreover, an optimal control problem associated with the suggested model is studied [4]. Recently, the same problem was tackled by introducing time delays [17]. Here, we continue the investigation of such kind of problems by introducing the HIV virus dynamics to the system of equations. This is important because uninfected cells must be in contact with the HIV virus before they become infected. The proposed basic model, illustrating this type of scenario, is as follows:

$$\begin{cases} \frac{dx(t)}{dt} = \lambda - dx(t) - \beta x(t)v(t), \\ \frac{dy(t)}{dt} = \beta x(t)v(t) - ay(t) - py(t)z(t), \\ \frac{dv(t)}{dt} = aNy(t) - \mu v(t), \\ \frac{dz(t)}{dt} = cx(t)y(t)z(t) - hz(t), \end{cases} \quad (1)$$

subject to given initial conditions $x(0) = x_0$, $y(0) = y_0$, $v(0) = v_0$, and $z(0) = z_0$. In this model, $x(t)$, $y(t)$, $v(t)$ and $z(t)$ denote, respectively, the concentrations at time t of uninfected cells, infected cells, HIV virus, and CTL cells. The healthy $CD4^+$ cells grow at a rate λ , decay at a rate $dx(t)$ and become infected by the virus at a rate $\beta x(t)v(t)$. Infected cells (y) die at a rate a and are killed by the CTL response at a rate p . Free virus (v) is produced by the infected cells at a rate aN and decay at a rate μ , where N is the number of free virus produced by each actively infected cell during its life time. Finally, CTLs (z) expand in response to viral antigen derived from infected cells at a rate c and decay in the absence of antigenic stimulation at a rate h .

The paper is organized as follows. Section 2 is devoted to the proof of existence, positivity and boundedness of solutions. Then, in Section 3, we do an optimization analysis of the viral infection model. In Section 4, we construct an appropriate numerical algorithm and give some simulations. Finally, conclusions are given in Section 5.

2 Analysis of the model with delay

In order to be realistic, let us introduce an intracellular time delay to the system of equations (1). Then, the model takes the following form:

$$\begin{cases} \dot{x}(t) = \lambda - dx(t) - \beta x(t)v(t), \\ \dot{y}(t) = \beta x(t-\tau)v(t-\tau) - ay(t) - py(t)z(t), \\ \dot{v}(t) = aNy(t) - \mu v(t), \\ \dot{z}(t) = cx(t)y(t)z(t) - hz(t). \end{cases} \quad (2)$$

Here, the delay τ represents the time needed for infected cells to produce virions after viral entry. Model (2) is a system of delayed ordinary differential equations. For such kind of problems, initial functions need to be addressed and an appropriate functional framework needs to be specified. Let us first consider $X = C([- \tau, 0]; \mathbb{R}^4)$ to be the Banach space of continuous mappings from $[- \tau, 0]$ to \mathbb{R}^4 equipped with the sup-norm $\|\varphi\| = \sup_{-\tau \leq t \leq 0} |\varphi(t)|$. We assume that the initial functions verify

$$(x(\theta), y(\theta), v(\theta), z(\theta)) \in X. \quad (3)$$

Also, from biological reasons, these initial functions $x(\theta)$, $y(\theta)$, $v(\theta)$ and $z(\theta)$ have to be nonnegative:

$$x(\theta) \geq 0, \quad y(\theta) \geq 0, \quad v(\theta) \geq 0, \quad z(\theta) \geq 0, \quad \text{for } \theta \in [- \tau, 0]. \quad (4)$$

2.1 Positivity and boundedness of solutions

For the solutions of (2) with initial functions satisfying conditions (3) and (4), the following theorem holds.

Theorem 1 *For any initial conditions $(x(t), y(t), v(t), z(t))$ satisfying (3) and (4), the system (2) has a unique solution. In addition, the solution is nonnegative and bounded for all $t \geq 0$.*

Proof By the standard functional framework of ordinary differential equations (see, for instance, [9] and references therein), we know that there is a unique local solution $(x(t), y(t), v(t), z(t))$ to system (2) in $[0, t_m)$. From system (2), we have the following:

$$\begin{aligned} x(t) &= e^{-\int_0^t (d + \beta v(\xi)) d\xi} \left(x(0) + \int_0^t \lambda e^{\int_0^\eta (d + \beta v(\xi)) d\xi} d\eta \right), \\ y(t) &= e^{-\int_0^t (a + pz(\xi)) d\xi} \left(y(0) + \int_0^t \beta v(\eta - \tau) x(\eta - \tau) e^{\int_0^\eta (a + pz(\xi)) d\xi} d\eta \right), \\ v(t) &= e^{-\mu t} \left(v(0) + \int_0^t aNy(\eta) e^{\mu\eta} d\eta \right), \end{aligned}$$

and

$$z(t) = z(0) e^{\int_0^t (cy(\xi) - h) d\xi}.$$

This shows the positivity of solutions in $t \in [0, t_m)$. Next, for the boundedness of the solutions, we consider the following function:

$$F(t) = aNx(t) + aNy(t + \tau) + \frac{a}{2}v(t + \tau).$$

This leads to

$$\begin{aligned} \frac{dF(t)}{dt} &= aN(\lambda - dx(t) - \beta v(t)x(t)) \\ &\quad + aN(\beta v(t)x(t) - ay(t + \tau) - py(t + \tau)z(t + \tau)) \\ &\quad + \frac{a}{2}(aNy(t + \tau) - \mu v(t + \tau)), \end{aligned}$$

from which we have

$$\frac{dF(t)}{dt} \leq \lambda aN - aNdx(t) - \frac{a^2N}{2}y(t + \tau) - \frac{a\mu}{2}v(t + \tau).$$

If we set $\rho = \min\left(d, \frac{a}{2}, \mu\right)$, then we have

$$\frac{dF(t)}{dt} \leq \lambda aN - \rho F(t).$$

This proves, via Gronwall's lemma, that $F(t)$ is bounded, and so are the functions $x(t)$, $y(t)$ and $v(t)$. Now, we prove the boundedness of $z(t)$. From the last equation of (2), we have

$$\dot{z}(t) + hz(t) = cx(t)y(t)z(t).$$

Moreover, from the second equation of (2), it follows that

$$\dot{z}(t) + hz(t) = \frac{c}{p}x(t)(\beta x(t - \tau)v(t - \tau) - ay(t) - \dot{y}(t)).$$

Thus, by integrating over time, we have

$$z(t) = z(0)e^{-ht} + \int_0^t \frac{c}{p}x(s)(\beta x(s - \tau)v(s - \tau) - ay(s) - \dot{y}(s))e^{h(s-t)} ds.$$

From the boundedness of x , y and v , and by using integration by parts, it follows the boundedness of $z(t)$. Therefore, every local solution can be prolonged up to any time $t_m > 0$, which means that the solution exists globally.

2.2 The linearized problem around the steady-state solution

It is straightforward to establish that model (2) has one disease-free equilibrium given by

$$E_f = \left(\frac{\lambda}{d}, 0, 0, 0 \right)$$

and two endemic equilibrium points given as follows:

$$E_1 = \left(\frac{\mu}{N\beta}, \frac{\lambda\beta N - d\mu}{aN\beta}, \frac{\lambda\beta N - d\mu}{\mu\beta}, 0 \right)$$

and

$$E_2 = \left(\frac{\lambda\mu c - \beta aNh}{d\mu c}, \frac{dh\mu}{\lambda\mu c - \beta aNh}, \frac{dhaN}{\lambda\mu c - \beta aNh}, \frac{\beta aN}{\mu p} \left(\frac{\lambda\mu c - \beta aNh}{d\mu c} \right) - \frac{a}{p} \right).$$

Consider now the following transformation:

$$X(t) = x(t) - \bar{x}, \quad Y(t) = y(t) - \bar{y}, \quad V(t) = v(t) - \bar{v}, \quad Z(t) = z(t) - \bar{z},$$

where $(\bar{x}, \bar{y}, \bar{v}, \bar{z})$ denotes any equilibrium point E_f , E_1 or E_2 . The linearized system of the previous model (2) is of form

$$\begin{cases} \dot{X}(t) = (-d - \beta\bar{v})X(t) - \beta\bar{x}V(t), \\ \dot{Y}(t) = (-a - p\bar{z})Y(t) + \beta\bar{v}X(t - \tau) + \beta\bar{x}V(t - \tau) - p\bar{y}Z(t), \\ \dot{V}(t) = aNY(t) - \mu V(t), \\ \dot{Z}(t) = c\bar{y}\bar{z}X(t) + c\bar{x}\bar{z}Y(t) + (c\bar{x}\bar{y} - h)Z(t). \end{cases} \quad (5)$$

System (5) can be written in matrix form as follows:

$$\frac{d}{dt} \begin{pmatrix} X(t) \\ Y(t) \\ V(t) \\ Z(t) \end{pmatrix} = A_1 \begin{pmatrix} X(t) \\ Y(t) \\ V(t) \\ Z(t) \end{pmatrix} + A_2 \begin{pmatrix} X(t - \tau) \\ Y(t - \tau) \\ V(t - \tau) \\ Z(t - \tau) \end{pmatrix},$$

where A_1 and A_2 are the two matrices given by

$$A_1 = \begin{pmatrix} -d - \beta\bar{v} & 0 & -\beta\bar{x} & 0 \\ 0 & -a - p\bar{z} & 0 & -p\bar{y} \\ 0 & aN & -\mu & 0 \\ c\bar{y}\bar{z} & c\bar{x}\bar{z} & 0 & c\bar{x}\bar{y} - h \end{pmatrix}$$

and

$$A_2 = \begin{pmatrix} 0 & 0 & 0 & 0 \\ \beta\bar{v} & 0 & \beta\bar{x} & 0 \\ 0 & 0 & 0 & 0 \\ 0 & 0 & 0 & 0 \end{pmatrix}.$$

2.3 Stability of the disease-free equilibrium

We begin by studying the stability of the disease-free equilibrium E_f . The following result holds.

Theorem 2 *The local stability of the disease-free equilibrium E_f depends on the value of $N\beta\lambda - d\mu$. Precisely, we have:*

1. *if $N\beta\lambda - d\mu < 0$, then the disease-free equilibrium E_f is locally asymptotically stable for any time delay $\tau \geq 0$;*
2. *if $N\beta\lambda - d\mu > 0$, then the equilibrium E_f is unstable for any time delay $\tau \geq 0$.*

Proof The characteristic equation of system (2) is given by

$$\Delta(\zeta) = \det(\zeta Id - A_1 - e^{-\zeta\tau}A_2) = 0. \quad (6)$$

Thus, at the disease-free equilibrium, the characteristic equation takes the form

$$(\zeta + d)(\zeta + h) \left[\zeta^2 + (\mu + a)\zeta + a\mu \left(1 - \frac{N\beta\lambda}{d\mu} e^{-\zeta\tau} \right) \right] = 0. \quad (7)$$

If we assume $\tau = 0$, then equation (7) becomes

$$(\zeta + d)(\zeta + h) \left[\zeta^2 + (\mu + a)\zeta + a\mu \left(1 - \frac{N\beta\lambda}{d\mu} \right) \right] = 0. \quad (8)$$

The four roots of (8) are:

$$\begin{aligned} \zeta_1 &= -d, \\ \zeta_2 &= -h, \\ \zeta_3 &= \frac{-(\mu + a) - \sqrt{(\mu + a)^2 - 4a\mu \left(1 - \frac{N\beta\lambda}{d\mu} \right)}}{2}, \\ \zeta_4 &= \frac{-(\mu + a) + \sqrt{(\mu + a)^2 - 4a\mu \left(1 - \frac{N\beta\lambda}{d\mu} \right)}}{2}. \end{aligned}$$

It is clear that ζ_1 , ζ_2 and ζ_3 have negative real parts, while ζ_4 has negative real part if $N\beta\lambda - d\mu < 0$. Suppose that $\tau > 0$. To prove the stability of E_f , we use Rouché's theorem. For that, we need to prove that the roots of the characteristic equation (7) cannot have pure imaginary roots, that is, cannot cross the imaginary axis. Suppose the contrary. Let $\zeta = \omega i$ with $\omega > 0$ a purely imaginary root of (7). Then, $(\omega i)^2 + (\mu + a)(\omega i) + a\mu \left(1 - \frac{N\beta\lambda}{d\mu} e^{-i\omega\tau} \right) = 0$, that is, $-\omega^2 + (\mu + a)\omega i + a\mu \left(1 - \frac{N\beta\lambda}{d\mu} e^{-i\omega\tau} \right) = 0$. By using Euler's formula $e^{-i\omega\tau} = \cos(\omega\tau) - i \sin(\omega\tau)$ and by separating the real imaginary parts, we have

$$\begin{cases} -\omega^2 + a\mu = \frac{aN\beta\lambda}{d} \cos(\omega\tau) \\ (a + \mu)\omega = -\frac{aN\beta\lambda}{d} \sin(\omega\tau). \end{cases}$$

Adding the squares in the two equations, one obtains

$$\omega^4 + (a^2 + \mu^2) \omega^2 + a^2\mu^2 \left(1 - \left(\frac{N\beta\lambda}{d\mu} \right)^2 \right) = 0.$$

Let $X = \omega^2$. We have

$$X^2 + (a^2 + \mu^2)X + a^2\mu^2 \left(1 - \left(\frac{N\beta\lambda}{d\mu} \right)^2 \right) = 0,$$

which has no positive solution when $N\beta\lambda - d\mu < 0$. Therefore, there is no root $\zeta = i\omega$ with $\omega \geq 0$ for (7), implying that the root of (7) cannot intersect the pure imaginary axis. Therefore, all roots of (7) have negative real parts $N\beta\lambda - d\mu < 0$ and the disease-free equilibrium, E_f , is locally asymptotically stable if $N\beta\lambda - d\mu < 0$. In addition, it is easy to show that (7) has a real positive root when $N\beta\lambda - d\mu > 0$. Indeed, let us put

$$f(\zeta) = \zeta^2 + (\mu + a)\zeta + a\mu \left(1 - \frac{N\beta\lambda}{d\mu} e^{-\zeta\tau} \right).$$

Then, $f(0) = a\mu \left(1 - \frac{N\beta\lambda}{d\mu} \right) > 0$ and $\lim_{\zeta \rightarrow +\infty} f(\zeta) = +\infty$. Consequently, f has a positive real root and the disease-free equilibrium is unstable.

2.4 Stability of the endemic equilibria

We start by studying the local stability of the infected-equilibrium E_1 for any time delay τ .

Theorem 3 *The local stability of the disease-free equilibrium E_1 depends on the value of*

$$\beta N(\mu c\lambda - \beta haN) - \mu^2 cd.$$

Precisely, we have:

1. *if $\beta N(\mu c\lambda - \beta haN) - \mu^2 cd < 0$, then E_1 is locally asymptotically stable for any positive time delay τ ;*
2. *if $\beta N(\mu c\lambda - \beta haN) - \mu^2 cd > 0$, then E_1 is unstable for any positive time delay τ .*

Proof Let $\lambda\beta N - d\mu > 0$ and $\mu c\lambda - \beta haN > 0$. The characteristic equation (6) at E_1 is given by

$$(\zeta - c\bar{x}\bar{y} + h) \left(\zeta^3 + A\zeta^2 + B\zeta + C - e^{-\zeta\tau} (g_1\zeta + g_2) \right) = 0, \quad (9)$$

where

$$\begin{aligned} A &= d + \mu + a + \beta\bar{v}, \\ B &= \mu d + ad + a\mu + \mu\beta\bar{v}, \\ C &= a\mu(d + \beta\bar{v}) - \beta aN d\bar{x}, \\ g_1 &= \beta aN\bar{x}, \\ g_2 &= \beta aN d\bar{x}. \end{aligned}$$

Note that

$$\zeta = \frac{\beta N(\mu c\lambda - \beta haN) - \mu^2 cd}{aN^2\beta^2} \quad (10)$$

is a solution of (9). If $\beta N(\mu c\lambda - \beta haN) - \mu^2 cd < 0$, then (10) is a real negative root of the characteristic equation (9), and we just need to analyze equation

$$\zeta^3 + A\zeta^2 + B\zeta + C - e^{-\zeta\tau} (g_1\zeta + g_2) = 0. \quad (11)$$

Consider now $\tau = 0$. From equation (11), we have

$$\zeta^3 + P\zeta^2 + Q\zeta + R = 0, \quad (12)$$

where

$$\begin{aligned} P &= d + \mu + a + \beta\bar{v}, \\ Q &= \mu d + ad + a\mu + \mu\beta\bar{v} - aN\beta\bar{x}, \\ R &= a\mu(d + \beta\bar{v}) - 2\beta aN d\bar{x}. \end{aligned}$$

Because $\beta N\lambda - d\mu > 0$, from the Routh–Hurwitz stability criterion, it follows that all roots of (12) have negative real part. Thus, E_1 is locally asymptotically stable for $\tau = 0$. Let $\tau > 0$. Suppose that (9) has pure imaginary roots $\zeta = \omega i$ with $\omega > 0$. If we replace ζ in (11) by $\zeta = \omega i$, and separate the real and imaginary parts, then we obtain

$$\begin{cases} -A\omega^2 + C = g_2 \cos(\omega\tau) + g_1\omega \sin(\omega\tau), \\ -\omega^3 + B\omega = g_1\omega \cos(\omega\tau) - g_2 \sin(\omega\tau). \end{cases}$$

By adding up the squares of the two equations, and by using the fundamental trigonometric formula, we obtain that

$$\omega^6 + (A^2 - 2B)\omega^4 + (B^2 - 2AC - g_1^2)\omega^2 + C^2 - g_2^2 = 0.$$

Letting $X = \omega^2$, yields

$$F(X) = X^3 + (A^2 - 2B)X^2 + (B^2 - 2AC - g_1^2)X + C^2 - g_2^2 = 0.$$

We have $F(0) = \lambda^2\beta^2 a^2 N^2 - a^2\mu^2 d^2 > 0$ and $\lim_{\zeta \rightarrow +\infty} f(\zeta) = +\infty$. Hence, (11) has no positive solution because $\lambda\beta N - d\mu > 0$. Therefore, there is no root $\zeta = \omega i$ with $\omega > 0$ for (11), implying that the root of (11) cannot cross the purely imaginary axis. Thus, all roots of (9) have negative real parts. Then, E_1 is locally asymptotically stable when $\beta N(\mu c\lambda - \beta haN) - \mu^2 cd < 0$.

For the second endemic equilibrium point E_2 , the following result holds.

Theorem 4 Assume that $\lambda\mu c - \beta aNh > 0$. If $\beta N(\lambda\mu c - \beta aN) - \mu^2 cd > 0$, then the infected equilibrium E_2 is locally asymptotically stable for $\tau = 0$.

Proof Let $\beta N(\lambda\mu c - \beta aN) - \mu^2 cd > 0$. The characteristic equation (6) at E_2 is given by

$$\zeta^4 + A\zeta^3 + B\zeta^2 + C\zeta + D + [-\beta aN\bar{x}\zeta^2 + (c\beta aN\bar{y}\bar{x}^2 - \beta haN\bar{x} - \beta aNd\bar{x})\zeta + c\beta aNd\bar{y}\bar{x}^2 - \beta hdaN\bar{x}]e^{-\zeta\tau} = 0, \quad (13)$$

where

$$\begin{aligned} A &= \mu + a + d + p\bar{z} + \beta\bar{v}, \\ B &= a\mu + \mu d + ad + p\mu\bar{z} + pd\bar{z} - ph\bar{z} + \beta\mu\bar{v} + a\beta\bar{v} + p\beta\bar{z}\bar{v}, \\ C &= ad\mu + p\mu h\bar{z} + phd\bar{z} + p\mu d\bar{z} + a\mu\beta\bar{v} + ph\beta\bar{z}\bar{v} + p\mu\beta\bar{z}\bar{v}, \\ D &= p\mu h d\bar{z} + p\mu h\beta\bar{z}\bar{v} - aNpc\beta\bar{x}\bar{z}\bar{y}^2. \end{aligned}$$

If $\tau = 0$, then the characteristic equation (13) becomes

$$\zeta^4 + E\zeta^3 + F\zeta^2 + G\zeta + H = 0,$$

where

$$\begin{aligned} E &= \mu + a + d + p\bar{z} + \beta\bar{v}, \\ F &= a\mu + \mu d + ad + p\mu\bar{z} + pd\bar{z} - ph\bar{z} + \beta\mu\bar{v} + a\beta\bar{v} + p\beta\bar{z}\bar{v} - \beta aN\bar{x}, \\ G &= ad\mu + p\mu h\bar{z} + phd\bar{z} + p\mu d\bar{z} + a\mu\beta\bar{v} + ph\beta\bar{z}\bar{v} + p\mu\beta\bar{z}\bar{v} - \beta aNd\bar{x}, \\ H &= p\mu h d\bar{z} + p\mu h\beta\bar{z}\bar{v} - aN\beta ph\bar{y}\bar{z}. \end{aligned}$$

Thus, $E > 0$, $F > 0$, $G > 0$, $H > 0$ and $FG - EH > 0$, whenever $\beta N(\lambda\mu c - \beta aN) - \mu^2 cd > 0$.

Let $\tau > 0$. Suppose that (13) has pure imaginary roots $\zeta = \omega i$. Replacing ζ in (13) by ωi , and separating the real and imaginary parts, we obtain that

$$\begin{cases} \omega^4 - I\omega^2 + J = K\omega^2 + L\omega + M \\ -O\omega^3 + N\omega = P\omega^2 + Q\omega + R \end{cases}$$

with

$$\begin{aligned} I &= a\mu + \mu d + ad + p\mu\bar{z} + pd\bar{z} - ph\bar{z} + \beta\mu\bar{v} + a\beta\bar{v} + p\beta\bar{z}\bar{v}, \\ J &= p\mu h d\bar{z} + p\mu h\beta\bar{z}\bar{v} - aNpc\beta\bar{x}\bar{z}\bar{y}^2, \\ K &= -\beta aN\bar{x}\cos(\omega\tau), \\ L &= -c\beta aN\bar{y}\bar{x}^2 \sin(\omega\tau) + \beta haN\bar{x}\sin(\omega\tau) + \beta aNd\bar{x}\sin(\omega\tau), \\ M &= -c\beta aNd\bar{y}\bar{x}^2 \cos(\omega\tau) + \beta hdaN\bar{x}\cos(\omega\tau), \\ N &= ad\mu + p\mu h\bar{z} + phd\bar{z} + p\mu d\bar{z} + a\mu\beta\bar{v} + ph\beta\bar{z}\bar{v} + p\mu\beta\bar{z}\bar{v}, \\ O &= \mu + a + d + p\bar{z} + \beta\bar{v}, \\ P &= \beta aN\bar{x}\sin(\omega\tau), \\ Q &= -c\beta aN\bar{y}\bar{x}^2 \cos(\omega\tau) + \beta haN\bar{x}\cos(\omega\tau) + \beta aNd\bar{x}\cos(\omega\tau), \\ R &= c\beta aNd\bar{y}\bar{x}^2 \sin(\omega\tau) - \beta hdaN\bar{x}\sin(\omega\tau). \end{aligned}$$

By adding up the squares of both equations, and using the fundamental trigonometric formula, we obtain that

$$\omega^8 + S\omega^6 + T\omega^4 + U\omega^2 + V = 0, \quad (14)$$

where

$$\begin{aligned}
S &= O^2 - 2I, \\
T &= 2J + I^2 - 2NO - \beta^2 a^2 N^2 \bar{x}^2, \\
U &= 2IJ + N^2 - c^2 \beta^2 a^2 N^2 \bar{y}^2 \bar{x}^4 + 2c \beta^2 a^2 N^2 h \bar{y} \bar{x}^3 \\
&\quad - \beta^2 a^2 N^2 h^2 \bar{x}^2 + 2c \beta^2 a^2 N^2 d \bar{y} \bar{x}^3 - 2\beta^2 a^2 N^2 h d \bar{x}^2 \\
&\quad - \beta^2 a^2 N^2 d^2 \bar{x}^2 - 2c \beta^2 a^2 N^2 d \bar{y} \bar{x}^3 + 2\beta^2 a^2 N^2 h d \bar{x}^2, \\
V &= J^2 + 2c \beta^2 a^2 N^2 d^2 h \bar{y} \bar{x}^3 - \beta^2 h^2 d^2 a^2 N^2 \bar{x}^2.
\end{aligned}$$

Equation (14) admits at least two pure imaginary roots. Indeed, let $\lambda = 1$, $d = \frac{1}{10}$, $\beta = \frac{1}{2}$, $a = \frac{1}{5}$, $p = 1$, $c = \frac{1}{10}$, $h = \frac{1}{10}$, $N = 1500$, $\mu = 1$. Then, equation (14) is given by

$$\omega^8 + \frac{3262009}{360000} \omega^6 - \frac{419609}{4500000} \omega^4 + \frac{1060237}{300000000} \omega^2 + \frac{313}{2000000} = 0.$$

This equation admits four pure imaginary roots; due to length of their writing space, we give here their approximated values:

$$0.1550207983i, \quad -0.1550207983i, \quad 3.008467478i \text{ and } -3.008467478i.$$

Therefore, from Rouché's theorem, we cannot conclude anything about the stability of E_2 . Numerically, however, we can show that the endemic equilibrium E_2 is locally asymptotically stable for certain values of τ . For example, let $\tau = 10$, $\lambda = 1$, $d = \frac{1}{10}$, $\beta = 0.00025$, $p = 0.001$, $a = 0.2$, $c = 0.03$, $N = 1500$, and $\mu = 3$. In this case, it is easy to show analytically that the characteristic equation (13) is given by $f(\zeta) = 0$ with

$$f(\zeta) = \zeta^4 + \frac{1997}{600} \zeta^3 + \frac{121}{120} \zeta^2 + \frac{401}{5000} \zeta + \frac{1}{2000} - \frac{5}{8} e^{-\zeta \tau} \zeta^2 - \frac{1}{16} e^{-\zeta \tau} \zeta.$$

Thus, $f(0) = \frac{1}{2000}$ and the derivative is always positive for $\tau \geq 0$. Therefore, $f(\zeta)$ does not have nonnegative real roots. Analogously, we can show numerically that E_2 is locally asymptotically stable for some other positive values of the time delay τ . A general result remains, however, an open question.

3 Optimal control

In this section, we study an optimal control problem associated with the delayed HIV model with CTL immune response (2).

3.1 The optimization problem

We suggest the following delayed control system with two control variables u_1 and u_2 :

$$\begin{cases}
\frac{dx(t)}{dt} = \lambda - dx(t) - \beta(1 - u_1(t))x(t)v(t), \\
\frac{dy(t)}{dt} = \beta(1 - u_1(t))x(t - \tau)v(t - \tau) - ay(t) - py(t)z(t), \\
\frac{dv(t)}{dt} = aN(1 - u_2(t))y(t) - \mu v(t), \\
\frac{dz(t)}{dt} = cx(t)y(t)z(t) - hz(t),
\end{cases} \tag{15}$$

where the controls belong to the control set U defined by

$$U = \{(u_1, u_2) : u_i \text{ is measurable, } 0 \leq u_i(t) \leq 1, \quad t \in [0, t_f], \quad i = 1, 2\}.$$

Here, u_1 represents the efficiency of drug therapy in blocking new infections, so that the infection rate in presence of drug is $(1 - u_1)$; while u_2 stands for the efficiency of drug therapy in inhibiting viral production, such that the virion production rate under therapy is $(1 - u_2)$. The optimization problem under consideration is to maximize the objective functional

$$\mathcal{J}(u_1, u_2) = \int_0^{t_f} \left\{ x(t) + z(t) - \left[\frac{A_1}{2} u_1^2(t) + \frac{A_2}{2} u_2^2(t) \right] \right\} dt, \quad (16)$$

where t_f is the time period of treatment and the positive constants A_1 and A_2 stand for the benefits and costs of the introduced treatment, subject to the control system (15). The two control functions, $u_1(\cdot)$ and $u_2(\cdot)$, are assumed to be bounded and Lebesgue integrable. Summarizing, the optimal control problem under study consists to find u_1^* and u_2^* such that

$$J(u_1^*, u_2^*) = \max \{ \mathcal{J}(u_1, u_2) : (u_1, u_2) \in U \} \quad (17)$$

subject to (15), (3), (4).

Pontryagin's minimum principle [8] provides necessary optimality conditions for such optimal control problem with delays. Roughly speaking, this principle reduces (17) to a problem of maximizing an Hamiltonian H pointwisely with respect to u_1 and u_2 . In our case the Hamiltonian is given by

$$H(x, y, v, z, x_\tau, v_\tau, u_1, u_2, \psi_1, \psi_2, \psi_3, \psi_4) = \frac{A_1}{2} u_1^2 + \frac{A_2}{2} u_2^2 - x - z + \sum_{i=0}^4 \psi_i f_i(x, y, v, z, x_\tau, v_\tau, u_1, u_2)$$

with

$$\begin{cases} f_1 = \lambda - dx - \beta(1 - u_1)xv, \\ f_2 = \beta(1 - u_1)x_\tau v_\tau - ay - pyz, \\ f_3 = aN(1 - u_2)y - \mu v, \\ f_4 = cxyz - hz. \end{cases}$$

By applying Pontryagin's minimum principle [8], we obtain the following result.

Theorem 5 *For any initial conditions (3)–(4), the system (15) has a unique solution. This solution is non-negative and bounded for all $t \geq 0$. In addition, if u_1^* and u_2^* are optimal controls and x^* , y^* , v^* and z^* corresponding solutions of the state system (15), then there exists adjoint variables ψ_1 , ψ_2 , ψ_3 and ψ_4 satisfying the adjoint equations*

$$\begin{cases} \psi_1'(t) = 1 + \psi_1(t) [d + (1 - u_1^*(t))\beta v^*(t)] - \psi_4(t)cy^*(t)z^*(t) \\ \quad + \chi_{[0, t_f - \tau]}(t)\psi_2(t + \tau)(u_1^*(t + \tau) - 1)\beta v^*(t), \\ \psi_2'(t) = \psi_2(t)a - \psi_3(t)(1 - u_2^*(t))aN - \psi_4(t)cx^*(t)z^*(t) + \psi_2(t)pz^*(t), \\ \psi_3'(t) = \psi_1(t) [\beta(1 - u_1^*(t))x^*(t)] + \psi_3(t)\mu + \chi_{[0, t_f - \tau]}(t)\psi_2(t + \tau) [\beta(u_1^*(t + \tau) - 1)x^*(t)], \\ \psi_4'(t) = 1 + \psi_2(t)py^*(t) + \psi_4(t) [h - cx^*(t)y^*(t)] \end{cases}$$

with transversality conditions

$$\psi_i(t_f) = 0, \quad i = 1, \dots, 4.$$

Moreover, the optimal controls satisfy

$$\begin{aligned} u_1^*(t) &= \min \left(1, \max \left(0, \frac{\beta}{A_1} \left[\psi_2(t)v^*(t - \tau)x^*(t - \tau) - \psi_1(t)v^*(t)x^*(t) \right] \right) \right), \\ u_2^*(t) &= \min \left(1, \max \left(0, \frac{1}{A_2} \psi_3(t)aNy^*(t) \right) \right). \end{aligned} \quad (18)$$

Proof The proof of positivity and boundedness of solutions is similar to the one of Theorem 1. It is enough to use the fact that $u_i(t) \in U$, $i = 1, 2$, which means that $\|u_i(t)\|_{L^\infty} \leq 1$. For the rest of the proof, we remark that the adjoint equations and transversality conditions are obtained by using the Pontryagin minimum principle with delays of [8], from which

$$\begin{cases} \psi'_1(t) = -\frac{\partial H}{\partial x}(t) - \chi_{[0,t_f-\tau]}(t) \frac{\partial H}{\partial x_\tau}(t+\tau), & \psi_1(t_f) = 0, \\ \psi'_2(t) = -\frac{\partial H}{\partial y}(t), & \psi_2(t_f) = 0, \\ \psi'_3(t) = -\frac{\partial H}{\partial v}(t) - \chi_{[0,t_f-\tau]}(t) \frac{\partial H}{\partial v_\tau}(t+\tau), & \psi_3(t_f) = 0, \\ \psi'_4(t) = -\frac{\partial H}{\partial z}(t), & \psi_4(t_f) = 0. \end{cases}$$

From the optimality conditions,

$$\frac{\partial H}{\partial u_1}(t) = 0, \quad \frac{\partial H}{\partial u_2}(t) = 0,$$

that is,

$$\begin{aligned} A_1 u_1(t) + \beta \psi_1(t) v(t) x(t) - \beta \psi_2(t) v(t-\tau) x(t-\tau) &= 0, \\ A_2 u_2(t) - aN \psi_3(t) y(t) &= 0. \end{aligned}$$

Taking into account the bounds in U for the two controls, one obtains u_1^* and u_2^* in form (18).

3.2 Existence of an optimal control pair

The existence of the optimal control pair can be directly obtained using the results in [7, 12]. More precisely, we have the following theorem.

Theorem 6 *There exists an optimal control pair $(u_1^*, u_2^*) \in U$ solution of (17).*

Proof To use the existence result in [7], we first need to check the following properties:

- (P₁) the set of controls and corresponding state variables is nonempty;
- (P₂) the control set U is convex and closed;
- (P₃) the right-hand side of the state system is bounded by a linear function in the state and control variables;
- (P₄) the integrand of the objective functional is concave on U ;
- (P₅) there exist constants $c_1, c_2 > 0$ and $\beta > 1$ such that the integrand

$$L(x, z, u_1, u_2) = x + z - \left(\frac{A_1}{2} u_1^2 + \frac{A_2}{2} u_2^2 \right)$$

of the objective functional (16) satisfies

$$L(x, z, u_1, u_2) \leq c_2 - c_1 (|u_1|^2 + |u_2|^2)^{\frac{\beta}{2}}.$$

Using the result in [12], we obtain existence of solutions of system (15), which gives condition (P₁). The control set is convex and closed by definition, which gives condition (P₂). Since our state system is bilinear in u_1 and u_2 , the right-hand side of system (15) satisfies condition (P₃), using the boundedness of solutions. Note that the integrand of our objective functional is concave. Also, we have the last needed condition:

$$L(x, z, u_1, u_2) \leq c_2 - c_1 (|u_1|^2 + |u_2|^2),$$

where c_2 depends on the upper bound on x and z , and $c_1 > 0$ since $A_1 > 0$ and $A_2 > 0$. We conclude that there exists an optimal control pair $(u_1^*, u_2^*) \in U$ such that

$$J(u_1^*, u_2^*) = \max_{(u_1, u_2) \in U} \mathcal{J}(u_1, u_2)$$

subject to (15), (3) and (4). The proof is complete.

3.3 The optimality system

The optimality system consists of the state system coupled with the adjoint equations, the initial conditions, transversality conditions, and the characterization of optimal controls (18). Precisely, if we substitute the expressions of u_1^* and u_2^* in (15), then we obtain the following optimality system:

$$\left\{ \begin{array}{l} \frac{dx^*(t)}{dt} = \lambda - dx^*(t) - \beta(1 - u_1^*(t))x^*(t)v^*(t), \\ \frac{dy^*(t)}{dt} = \beta(1 - u_1^*(t))x^*(t - \tau)v^*(t - \tau) - ay^*(t) - py^*(t)z^*(t), \\ \frac{dv^*(t)}{dt} = aN(1 - u_2^*(t))y^*(t) - \mu v^*(t), \\ \frac{dz^*(t)}{dt} = cx^*(t)y^*(t)z^*(t) - hz^*(t), \\ \frac{d\psi_1(t)}{dt} = 1 + \psi_1(t)[d + (1 - u_1^*(t))\beta v^*(t)] - \psi_4(t)cy^*(t)z^*(t) \\ \quad + \chi_{[0, t_f - \tau]}(t)\psi_2(t + \tau)(u_1^*(t + \tau) - 1)\beta v^*(t), \\ \frac{d\psi_2(t)}{dt} = \psi_2(t)a - \psi_3(t)(1 - u_2^*(t))aN - \psi_4(t)cx^*(t)z^*(t) + \psi_2(t)pz^*(t), \\ \frac{d\psi_3(t)}{dt} = \psi_1(t)[\beta(1 - u_1^*(t))x^*(t)] + \psi_3(t)\mu + \chi_{[0, t_f - \tau]}(t)\psi_2(t + \tau)[\beta(u_1^*(t + \tau) - 1)x^*(t)], \\ \frac{d\psi_4(t)}{dt} = 1 + \psi_2(t)py^*(t) + \psi_4(t)[h - cx^*(t)y^*(t)], \\ u_1^* = \min \left(1, \max \left(0, \frac{\beta}{A_1} \left[\psi_2(t)v_\tau^*x_\tau^* - \psi_1(t)v^*(t)x^*(t) \right] \right) \right), \\ u_2^* = \min \left(1, \max \left(0, \frac{1}{A_2} \psi_3(t)aNy^*(t) \right) \right), \\ \psi_i(t_f) = 0, \quad i = 1, \dots, 5. \end{array} \right.$$

4 Numerical simulations

In order to solve the optimality system given in Section 3.3, we use a numerical scheme based on forward and backward finite difference approximations. Precisely, we implemented Algorithm 1.

Remark 1 In our implementation, we choose the initial functions (3), satisfying (4), as $x(t) \equiv x_0$, $y(t) \equiv y_0$, $v(t) \equiv v_0$, $z(t) \equiv z_0$, for all $t \in [-\tau, 0]$ (see Step 1 of Algorithm 1).

In our simulations, the following parameters are used:

$$\begin{aligned} \lambda = 1, \quad d = 0.1, \quad \beta = 0.00025, \quad p = 0.001, \quad h = 0.2, \\ a = 0.2, \quad c = 0.03, \quad \mu = 3, \quad A_1 = 30, \quad A_2 = 40, \quad \tau = 10. \end{aligned} \quad (19)$$

Such values respect the HIV parameter ranges given in Table 1. In Figure 1, we use the two following initial conditions:

$$x_0 = 5, \quad y_0 = 1, \quad v_0 = 1, \quad z_0 = 2 \quad (20)$$

and

$$x_0 = 45, \quad y_0 = 2, \quad v_0 = 1, \quad z_0 = 4. \quad (21)$$

Moreover, besides parameters (19), we have chosen $N = 750$, which means that $N\beta\lambda - d\mu = -0.1125 < 0$. According to Theorem 2, the disease-free equilibrium $E_f = (10, 0, 0, 0)$ is locally asymptotically stable. The plots of Figure 1 confirm this result of local stability for both initial conditions (20) and (21). In

Algorithm 1 Numerical algorithm for the optimal control problem (17)

Step 1:

for $i = -m, \dots, 0$, do:

$$x_i = x_0, \quad y_i = y_0, \quad v_i = v_0, \quad z_i = z_0, \quad u_1^i = 0, \quad u_2^i = 0$$

end for;

for $i = n, \dots, n+m$, do:

$$\psi_1^i = 0, \quad \psi_2^i = 0, \quad \psi_3^i = 0, \quad \psi_4^i = 0$$

end for;

Step 2:

for $i = 0, \dots, n-1$, do:

$$\begin{aligned} x_{i+1} &= x_i + h[\lambda - dx_i - \beta(1 - u_1^i)x_i v_i], \\ y_{i+1} &= y_i + h[\beta(1 - u_1^i)x_{i-m}v_{i-m} - ay_i - py_i z_i], \\ v_{i+1} &= v_i + h[aN(1 - u_2^i)y_i - \mu v_i], \\ z_{i+1} &= z_i + h[cx_i y_i z_i - hz_i], \\ \psi_1^{n-i-1} &= \psi_1^{n-i} - h[1 + \psi_1^{n-i}(d + (1 - u_1^i)\beta v_{i+1}) - \psi_4^{n-i}(cy_{i+1}z_{i+1}) \\ &\quad + \chi_{[0, t_f - \tau]}(t_{n-i})\psi_2^{n-i+m}(u_1^{i+m} - 1)\beta v_{i+1}], \\ \psi_2^{n-i-1} &= \psi_2^{n-i} - h[\psi_2^{n-i}(a + pz_{i+1}) - \psi_2^{n-i}(aN(1 - u_2^i)) - \psi_4^{n-i}(cx_{i+1}z_{i+1})], \\ \psi_3^{n-i-1} &= \psi_3^{n-i} - h[\psi_1^{n-i}(1 - u_1^i)\beta x_{i+1} + \psi_3^{n-i}\mu \\ &\quad + \chi_{[0, t_f - \tau]}(t_{n-i})\psi_2^{n-i+m}(u_1^{i+m} - 1)x_{i+1}], \\ \psi_4^{n-i-1} &= \psi_4^{n-i} - h[1 + p\psi_2^{n-i}y_{i+1} + \psi_4^{n-i}(h - cx_{i+1}y_{i+1})], \\ R_1^{i+1} &= (\beta/A_1)(\psi_2^{n-i-1}v_{i-m+1}x_{i-m+1} - \psi_1^{n-i-1}v_{i+1}x_{i+1}), \\ R_2^{i+1} &= (1/A_2)\psi_3^{n-i-1}aNy_{i+1}, \\ u_1^{i+1} &= \min(1, \max(R_1^{i+1}, 0)), \\ u_2^{i+1} &= \min(1, \max(R_2^{i+1}, 0)) \end{aligned}$$

end for;

Step 3:

for $i = 1, \dots, n$, write:

$$x^*(t_i) = x_i, \quad y^*(t_i) = y_i, \quad v^*(t_i) = v_i, \quad z^*(t_i) = z_i, \quad u_1^*(t_i) = u_1^i, \quad u_2^*(t_i) = u_2^i$$

end for.

Table 1: Parameters, their symbols and meaning, and default values used in HIV literature

Parameters	Meaning	Value	References
λ	source rate of CD4+ T cells	1–10 cells μl^{-1} days $^{-1}$	[4]
d	decay rate of healthy cells	0.007–0.1 days $^{-1}$	[4]
β	rate at which CD4+ T cells become infected	0.00025–0.5 μl virion $^{-1}$ days $^{-1}$	[4]
a	death rate of infected CD4+ T cells, not by CTL	0.2–0.3 days $^{-1}$	[4]
μ	clearance rate of virus	2.06–3.81 days $^{-1}$	[16]
N	number of virions produced by infected CD4+ T-cells	6.25–23599.9 virion $^{-1}$	[3, 23]
p	clearance rate of infection	$1-4.048 \times 10^{-4}$ ml virion days $^{-1}$	[3, 14]
c	activation rate of CTL cells	0.0051–3.912 days $^{-1}$	[3]
h	death rate of CTL cells	0.004–8.087 days $^{-1}$	[3]
τ	time delay	7–21 days	[2, 10]

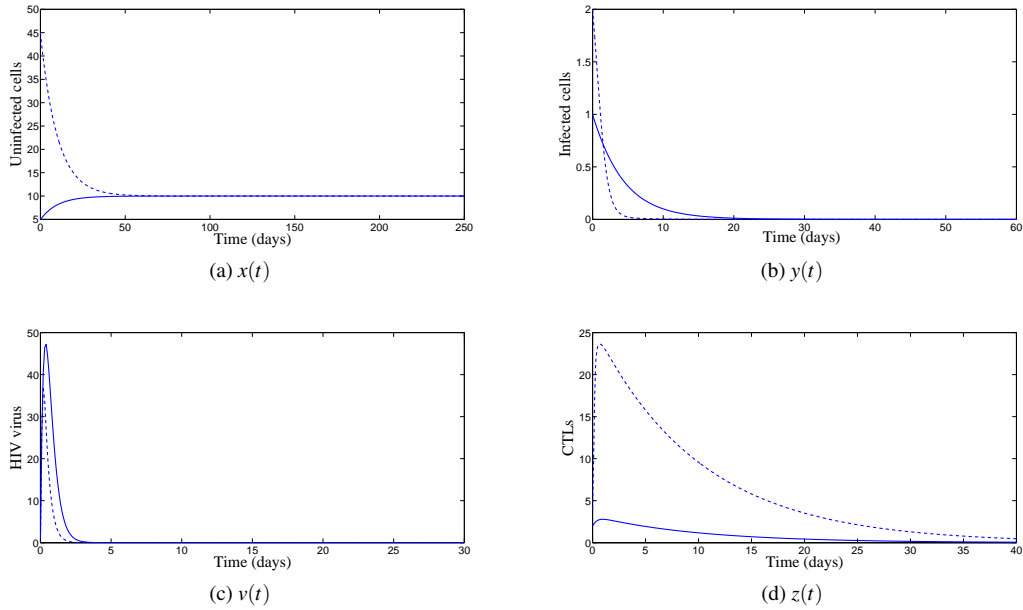


Fig. 1: Behavior of infection for $N = 750$ and parameter values (19). The continuous curves correspond to initial conditions (20) and dashed curves to initial conditions (21).

Figure 2, we have chosen $N = 1500$, which means that $\lambda\mu c - \beta a N h = 7.50 \times 10^{-2} > 0$ and $N\beta(\lambda\mu c - \beta h a N) - (\mu^2 c d) = 11.245 \times 10^{-4} > 0$. According to Theorem 4, the endemic equilibrium E_2 is locally stable. Figure 2 confirms this result numerically: we clearly see the convergence to the equilibrium point $E_2 = (8.33, 0.8, 80, 8.333)$. However, it is interesting to point out that, with control, a significant decrease of the infected cells, free viruses, and CTL cells, is observed (see Figure 2). The uninfected cells get maximized. It is worth to mention that with control treatment the infection dies very fast and the dynamics goes toward the disease-free equilibrium. The behavior of the two treatments during time is given in Figure 3. We can see that the first control makes several switchings from zero to one and vice versa. We can understand from this that one can manage the first treatment to the patient periodically in full manner. In this figure, we can also see that the second control is almost equal to one but with sudden decreases, for some short periods of time, without vanishing.

5 Conclusion

In this work we have studied a delayed HIV viral infection model with CTL immune response. The considered model includes four differential equations describing the interaction between the uninfected cells, infected cells, HIV free viruses and CTL immune response. An intracellular time delay and two treatments are incorporated to the suggested model. First, existence, positivity and boundedness of solutions are established. Next, an optimization problem is formulated in order to search the better optimal control pair to maximize the number of uninfected cells, reduce the infected cells and minimize the viral load. Two control functions are incorporated in the model, which represent the efficiency of drug treatment in inhibiting viral production and preventing new infections. The existence of such optimal control pair is established and the optimality system is given and solved numerically, using a forward and backward difference approximation scheme. It was shown that the obtained optimal control pair increases considerably the number of CD4+ cells while reducing the number of infected. Moreover, it was also observed that, under optimal control, the viral load decreases significantly compared with the model without control, which will improve the life quality of the patient. It remains an open question how to prove stability of the endemic equilibrium E_2 of model (2) for an arbitrary intracellular time delay $\tau > 0$.

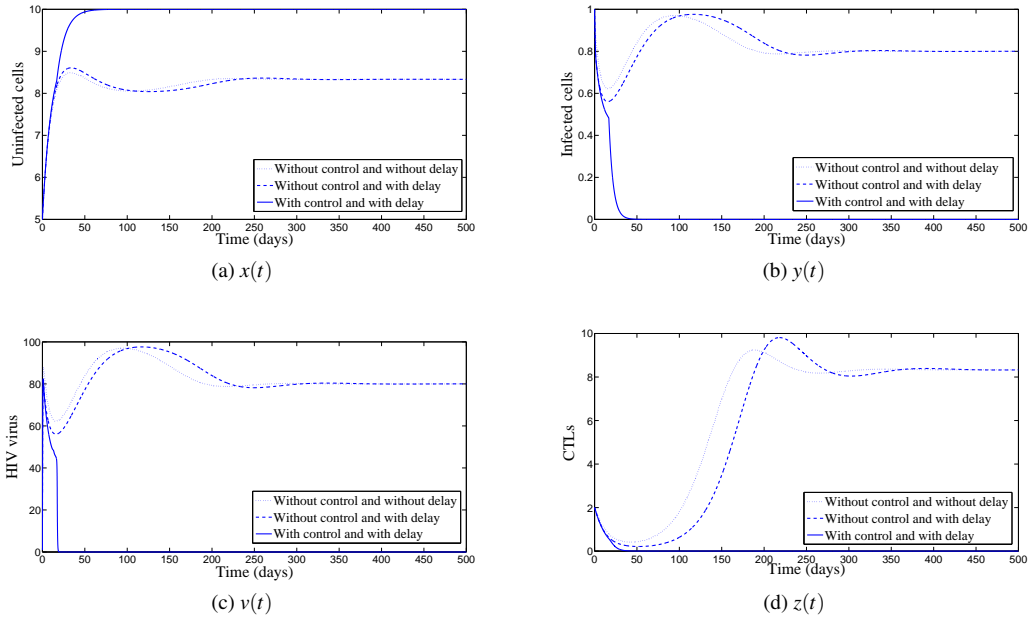


Fig. 2: Behavior of infection during 500 days for $N = 1500$, parameter values (19), and initial conditions (20): dotted line without control and without delay ($\tau = 0$); dashed line without control but with delay $\tau = 10$; continuous line for the delayed problem $\tau = 10$ under optimal control.

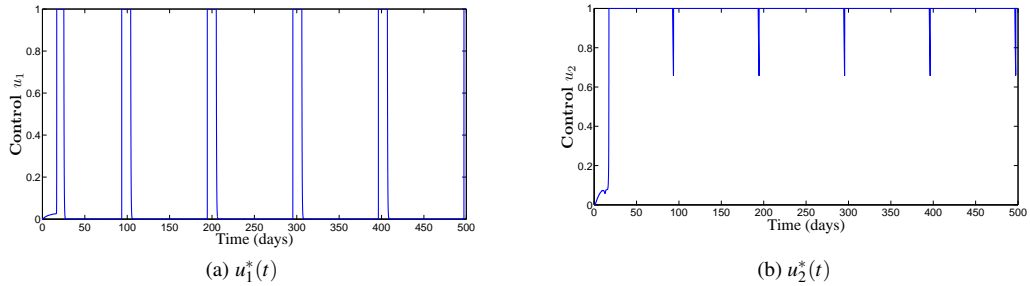


Fig. 3: The two extremal controls u_1^* and u_2^* for the delayed optimal control problem (17) with $N = 1500$, parameter values (19), and initial conditions (20), obtained using Algorithm 1.

Acknowledgements This research is part of second author's Ph.D., which is carried out at University of Hassan II Casablanca, Morocco. Torres was partially supported by project TOCCATA, reference PTDC/EEI-AUT/2933/2014, funded by Project 3599 – Promover a Produção Científica e Desenvolvimento Tecnológico e a Constituição de Redes Temáticas (3599-PPCDT) and FEDER funds through COMPETE 2020, Programa Operacional Competitividade e Internacionalização (POCI), and by Portuguese funds through Fundação para a Ciência e a Tecnologia (FCT) and CIDMA, within project UID/MAT/04106/2013. The authors are grateful to the referees for their valuable comments and helpful suggestions.

References

1. Blattner, W., Gallo, R. C., Temin, H. M.: HIV causes AIDS, *Science* **241**(4865), 515–516 (1988)
2. Busch, M. P., Satten, G. A.: Time course of viremia and antibody seroconversion following human immunodeficiency virus exposure, *Amer. J. Med.* **102**(5B), 117–126 (1997)
3. Ciupe, M. S., Bivort, B. L., Bortz, D. M., Nelson, P. W.: Estimating kinetic parameters from HIV primary infection data through the eyes of three different mathematical models, *Math. Biosci.* **200**(1), 1–27 (2006)

4. Culshaw, R., Ruan, S., Spiteri, R. J.: Optimal HIV treatment by maximising immune response, *J. Math. Biol.* **48**(5), 545–562 (2004)
5. De Boer, R. J., Perelson, A. S.: Target cell limited and immune control models of HIV infection: a comparison, *J. Theor. Biol.* **190**(3), 201–214 (1998)
6. Denysiuk, R., Silva, C. J., Torres, D. F. M.: Multiobjective optimization to a TB-HIV/AIDS coinfection optimal control problem, *Computational and Applied Mathematics*, in press. DOI: 10.1007/s40314-017-0438-9 [arXiv:1703.05458](#)
7. Fleming, W. H., Rishel, R. W.: *Deterministic and stochastic optimal control*, Springer, Berlin (1975)
8. Göllmann, L., Kern, D., Maurer, H.: Optimal control problems with delays in state and control variables subject to mixed control-state constraints, *Optimal Control Appl. Methods* **30**(4), 341–365 (2009)
9. Hale, J. K., Verduyn Lunel, S. M.: *Introduction to functional-differential equations*, Applied Mathematical Sciences, 99, Springer, New York (1993)
10. Kahn, J. O., Walker, B. D.: Acute human immunodeficiency virus type 1 infection, *New Engl. J. Med.* **339**(1), 33–39 (1998)
11. Kirschner, D.: Using mathematics to understand HIV immune dynamics, *Notices Amer. Math. Soc.* **43**(2), 191–202 (1996)
12. Lukes, D. L.: *Differential equations*, Mathematics in Science and Engineering, 162, Academic Press, London (1982)
13. Nowak, M., May, R.: Mathematical biology of HIV infection: antigenic variation and diversity threshold, *Math. Biosci.* **106**(1), 1–21 (1991)
14. Pawelek, K. A., Liu, S., Pahlevani, F., Rong, L.: A model of HIV-1 infection with two time delays: mathematical analysis and comparison with patient data, *Math. Biosci.* **235**(1), 98–109 (2012)
15. Perelson, A. S., Nelson, P. W.: Mathematical analysis of HIV-1 dynamics in vivo, *SIAM Rev.* **41**(1), 3–44 (1999)
16. Perelson, A. S., Neumann, A. U., Markowitz, M., Leonard, J. M., Ho, D. D.: HIV-1 dynamics in vivo: virion clearance rate, infected cell life-span, and viral generation time, *Science* **271**(5255), 1582–1586 (1996)
17. Rocha, D., Silva, C. J., Torres, D. F. M.: Stability and optimal control of a delayed HIV model, *Math. Methods Appl. Sci.*, in press. DOI: 10.1002/mma.4207 [arXiv:1609.07654](#)
18. Silva, C. J., Torres, D. F. M.: Modeling TB-HIV syndemic and treatment, *J. Appl. Math.* **2014**, Art. ID 248407, 14 pp (2014) [arXiv:1406.0877](#)
19. Silva, C. J., Torres, D. F. M.: A TB-HIV/AIDS coinfection model and optimal control treatment, *Discrete Contin. Dyn. Syst.* **35**(9), 4639–4663 (2015) [arXiv:1501.03322](#)
20. Silva, C. J., Torres, D. F. M.: A SICA compartmental model in epidemiology with application to HIV/AIDS in Cape Verde, *Ecological Complexity* **30**, 70–75 (2017) [arXiv:1612.00732](#)
21. Silva, C. J., Torres, D. F. M.: Modeling and optimal control of HIV/AIDS prevention through PrEP, *Discrete Contin. Dyn. Syst. Ser. S* **11**(1), 119–141 (2018) [arXiv:1703.06446](#)
22. Stafford, M. A., Corey, L., Cao, Y., Daar, E. S., Ho, D. D., Perelson, A. S.: Modeling plasma virus concentration during primary HIV infection, *J. Theor. Biol.* **203**(3), 285–301 (2000)
23. Wang, Y., Zhou, Y., Brauer, F., Heffernan, J. M.: Viral dynamics model with CTL immune response incorporating antiretroviral therapy, *J. Math. Biol.* **67**(4), 901–934 (2013)
24. Weiss, R.: How does HIV cause AIDS?, *Science* **260**(5112), 1273–1279 (1993)