

# A time-averaged neutral model with environmental stochasticity

Matan Danino and Nadav M. Shnerb

*Department of Physics, Bar-Ilan University, Ramat-Gan 52900, Israel.*

Competition is the main driver of population dynamics, which shapes the genetic composition of populations and the assembly of ecological communities. Neutral models neglect the effects of selection and niche partitioning, such that all individuals are equivalent and the dynamics is governed by demographic (shot) noise. Despite their great success in explaining static properties of communities, like species abundance distributions (SADs), the existing neutral models were criticized for making unrealistic predictions of fundamental dynamic patterns. A time-averaged neutral model, in which environmental variations affect coherently the relative fitness of entire populations, has been suggested to account for this problem. Here we solve for the SAD of a well-mixed, time-averaged neutral model in a community of size  $N$ . A self-consistent mean-field approach is used to reduce the multi-species problem to two-species dynamics, and the large- $N$  asymptotics of the emerging set of Fokker-Planck equations is obtained. Our analytic expressions are shown to fit the SADs obtained from extensive Monte-Carlo simulations and from numerical solutions of the corresponding master equations.

## I. INTRODUCTION

Neutral models play a central role in the theoretical analysis of population genetics and community ecology [1–3]. These models neglect the details of interspecific interactions and emphasize the role of stochastic processes as key drivers of abundance variation and species diversity. Deterministic factors like selection, niche partitioning and species specific interactions, are not included in the model. Instead, one considers a (usually, zero-sum) competition between types (species, strains, alleles etc.) where all the individuals are functionally equivalent ('neutral'). The commonness or rarity of different species reflect only their luck and have nothing to do with their adaptive skills.

A two-species competition of this kind is described by the classical voter model [4] that leads, inevitably, to the extinction of one of the species and to fixation by the other. When the model allows for mutation/speciation events the system may reach a steady state that reflects the balance between mutations and extinctions. Quantities like the species abundance distribution (SAD, aka site frequency spectrum) and the mean species richness (SR) may then be calculated as a function of the model parameters [3, 5]. The ability of these SADs to account for empirically observed species abundance distributions in many high-diversity assemblages [6–8] is considered as the main success of the neutral model of biodiversity.

Despite their great influence, some aspects of the traditional neutral models are problematic. In particular, these models assume that the dynamics is driven by a *stationary* birth-death process. Under this assumption, variations in abundance of a species reflect the cumulative effect of the *uncorrelated* reproductive success of all its individuals. In such a binomial process both the per-generation population variance and the time to extinction (in generations) scale linearly with population size. In contrast, many empirical analyses show that the magnitude of temporal abundance variations is much higher [9–14], that the scaling of population variance with population size is superlinear [12, 15] and that the rate of changes in species composition is much faster than the predictions of the neutral model [16, 17].

The simplest solution to that problem is *environmental stochasticity* [18] (also known as fluctuating selection [19, 20], temporal niches etc.): a time-varying environment may alter the demographic parameters (such as growth and mortality) and the competitive ability of an entire population, so the reproductive success (say, the average number of offspring) of all the conspecific individuals increases or decreases in a correlated manner. Accordingly, population variance scales with  $n^2$ , where  $n$  is the population size. The stochastic process is no longer stationary, and at any given time some species are superior and others are inferior. The model may still be considered as "neutral" [21] if the time averaged fitnesses of all species are equal (time-averaged neutrality, [17]). Numerical and empirical analyses suggest that time-averaged neutral models of this type may explain both static and dynamic patterns in ecological communities [17, 22], which raises the need for an analytic solution for these models.

A few versions of the two-species time-averaged neutral model were considered recently (sometimes in the context of the speed of evolution [23, 24]), and quantities like the chance of fixation and the time to fixation were calculated [25–28]. Other works dealt with the dynamics of a single species under environmental variability, trying to infer the SAD of the corresponding multi-species neutral model from the results [29–31]. Here we present a solution for the species abundance distribution in a multi-species time-averaged neutral model, where the process of species extinction is compensated by the introduction of new types via mutation/speciation events. Our main result is Eq. (11) below. Our results are given in terms of the chance for mutation, the strength of demographic noise and the amplitude of environmental variations, the relevant definitions are summarized in Table I.

TABLE I: Glossary

Term	Description
$N$	number of individuals in the community. The strength of demographic noise scales like $1/N$ .
$\nu$	The chance of mutation/speciation (per birth).
$\theta \equiv N\nu$	The fundamental biodiversity number. Mean number of mutations per generation.
$\delta$	correlation time of the environment, measured in generations.
$\gamma$	the amplitude of the fitness fluctuations.
$g$	$\gamma^2\delta/2$ , the strength of environmental stochasticity.
$G \equiv Ng$	The ratio between environmental stochasticity and demographic noise.
$\nu/g = \theta/G$	the ratio between mutation load and environmental stochasticity.

Technically speaking, neutral models are easier to solve since the multi-species problem may be reduced to a set of (identical) single species problems [32]. The abundance of a focal species,  $n$ , and the size of the community  $N$ , fully determine the transition rates of this focal species, since demographic equivalence implies that the partitioning of the  $N - n$  individuals among all other species is irrelevant. This feature is lost when environmental variations are taken into account, as the instantaneous fitness of all other individuals does affect the focal species. We will show that this obstacle may be overcome, in high diversity assemblages, using an effective medium theory which becomes even simpler in the large  $N$  limit.

To pave the way for this analysis, we consider in the next section a two-type, one-way mutation model with environmental stochasticity. In this model the state (abundance and fitness) of the focal species determines unambiguously the state of the whole system, so the analysis is relatively easy. In the third section we will show that the full, multi-species model may be reduced (with appropriate modifications) to the two species case and, using this feature, we obtain the required SAD.

To facilitate the discussion, we introduce three appendices in which technicalities are introduced and discussed. Appendix A explains, using a simple example, the transition from the master equation to the Fokker-Planck equation with a particular emphasis on the boundary conditions. The corresponding calculations for the two-species, one-sided mutation case are presented in Appendix B, and the relevant modifications that allow us to solve the time-averaged neutral model are discussed in Appendix C.

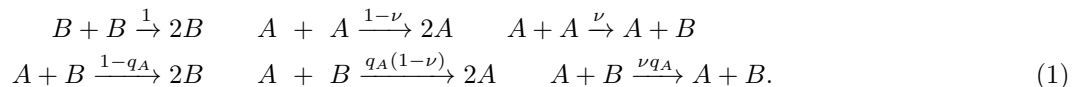
## II. AN INDIVIDUAL-BASED TWO-TYPE MODEL WITH ENVIRONMENTAL STOCHASTICITY AND ONE-WAY MUTATION

Let us consider a system of  $N$  individuals with two species (types)  $A$  and  $B$ . As in [33] (p. 208) no mutation of  $B$  to  $A$  are allowed, while an offspring of type  $A$  may mutate to become a  $B$ -type.

Inspired by the standard competitive Lotka-Volterra dynamics, where two species compete for the same resource, in our individual based version the elementary event is a fight (for, say, a piece of food or a territory) between two randomly picked individuals, where the winner reproduces and the loser dies. If a  $B$ -type wins, the offspring is also a  $B$ . If an  $A$  wins, the offspring is an  $A$  with probability  $1 - \nu$  and is a  $B$ -type mutant with probability  $\nu$ .

Accordingly, in a system of  $N$  individuals with  $n$   $A$ -types and  $N - n$   $B$ -types, the only absorbing state is  $n = 0$ . In this section we assume that, very rarely, a new  $A$ -type individual arrives (say, as an immigrant) and then the game is played again until the  $A$  species goes extinct (this happens before the next immigration event). Our aim is to find  $P_n$ , the probability to find the system with  $n$   $A$ -types, *conditioned* on the existence of  $A$  in the system (i.e., not including the periods between extinction events and recolonization events).

As explained, this Moran process takes place via a series of duels. In case of an interspecific duel  $A$  wins with probability  $q_A$  (to be defined below) and  $B$  wins with probability  $1 - q_A$ . The possible outcomes of all kinds of duels are summarized by (here the expressions above the arrows are probabilities, not rates),



To fully characterized the process,  $q_A$  should be specified. We define  $q_A$  as

$$q_A = \frac{1}{2} + \frac{s_A - s_B}{4}, \quad (2)$$

where  $s_A$  ( $s_B$ ) is the logarithmic fitness of the  $A$  ( $B$ ) type. Without loss of generality we can set  $s_B = 0$ . Under environmental variations  $S_A$  (hence  $q_A$ ) is time-dependent, but to keep time-average neutrality its mean has to be zero. Clearly, the main characteristics of such environmental fluctuations are their amplitude and their correlation time. Here we assume a dichotomous (telegraphic) stochasticity such that  $s_A = \pm\gamma$ , so half of the time  $q_A = 1/2 + \gamma/4$  (the plus state of the environment) and half of the time  $q_A = 1/2 - \gamma/4$  (the minus state). Both white Gaussian noise and white Poisson noise can be recovered from the dichotomous noise by taking suitable limits [34], so the results obtained here are quite generic.

Time is measured in units of generations, where a generation is defined as  $N$  elementary duels. After each elementary duel the environment switches (from  $\pm\gamma$  to  $\mp\gamma$ ) with probability  $1/(N \cdot \delta)$ , so the sojourn times of the environment (measured in generations) are distributed geometrically with mean  $\delta$ .

At this point the model is fully specified. A full list of the transition probabilities is given in Appendix B, Eq. (B2). Using that, one may write down the corresponding set of master equations (B1). In Appendix B we show how to derive, from this exact master equation, an effective Fokker-Planck equation for  $P(x)$ , the chance (averaged over time, including plus and minus periods) to find the system with  $n \equiv Nx$   $A$ -type individuals,

$$[x(1-x)(1+Gx(1-x))P(x)]'' - [(Gx(1-x)(1-2x) - \theta x)P(x)]' = 0. \quad (3)$$

Here tags are derivatives with respect to  $x$  and  $G \equiv N\delta\gamma^2/2$  is the ratio between the effective strength of the environmental stochasticity,  $g = \gamma^2\delta/2$ , and  $1/N$ , the strength of the demographic noise. The fundamental biodiversity number  $\theta = N\nu$  is a measure of the population mutation rate (mutation load per generation).

Solving for  $P(x)$  with the appropriate boundary conditions (see Appendix A and B, where we explain this subtle issue), one obtains,

$$P(x) = C \frac{(1-x)^\theta}{x(1-x)[1+Gx(1-x)]^{\theta/2}} \left[ \frac{1 - (1-2x)\sqrt{\frac{G}{4+G}}}{1 + (1-2x)\sqrt{\frac{G}{4+G}}} \right]^{\frac{\theta}{2}\sqrt{\frac{G}{4+G}}} \quad (4)$$

where  $C$  is a normalization factor.

To provide a background for the discussion in the next section, let us consider a few features of the solution (4).

1. When  $G \rightarrow 0$  (no environmental stochasticity) we have a model with mutations and demographic noise. In that case,  $P(x)$  obtained from our two species model is simply,

$$P(x) = C \frac{(1-x)^\theta}{x(1-x)}, \quad (5)$$

i.e., a Fisher log-series that converges to  $e^{-\theta x}/x$  when  $\theta \gg 1$ . In this case the two-species model yield the SAD of the neutral model, since there is no real difference between the two. Every species in the neutral model emerges via mutation/speciation and goes extinct because of demographic noise, so the average over colonization-extinction periods that yields  $P(x)$  is the same as the average over different species that yields the SAD of the neutral model. As we shall see below, when environmental stochasticity kicks in,  $P(x)$  of the two species model differs from the SAD of the neutral model.

When  $\theta \ll 1$  the expression for  $P(x)$  in Eq. (5) reduces to  $[x(1-x)]^{-1}$ , since in that case the system spends most of its time close to the fixation/extinction points in a symmetric manner.

2. For strong environmental stochasticity, i.e., when  $G \gg 1$ , one may use the approximation  $\sqrt{G/(G+4)} \approx 1-2/G$ . When this expression is plugged into Eq. (4) and constants are absorbed into the normalization factor one obtains,

$$P(x) = C(1-x)^{\frac{\nu}{g}-1} \left( \frac{(1+Gx)(1-x)}{1+Gx(1-x)} \right)^{\theta/2} \frac{(1+Gx)^{-\nu/g}}{x}. \quad (6)$$

The behavior of  $P(x)$  is thus characterized by a crossover between two or three regimes.

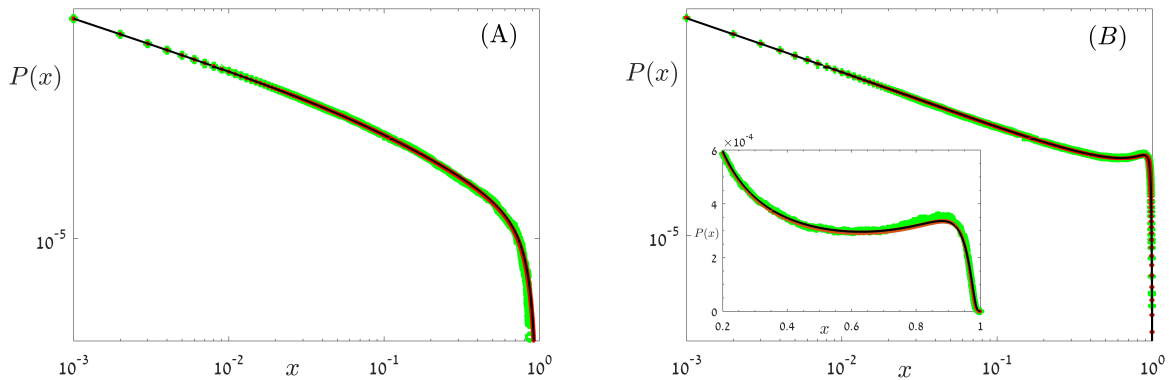


FIG. 1:  $P(x)$ , the chance of finding the  $A$ -type at relative abundance  $x$ , is plotted for a system with two competing species with one-sided mutation, environmental stochasticity and demographic noise. In both figures  $N = 1000$ ,  $\nu = 0.01$  and the main parts are plotted using a double logarithmic scale. Results shown include those obtained from a Monte-Carlo simulation (green circles), numeric solution for the steady state of the master equations (B1-B3) (red diamonds) and the analytic prediction of Eq. (4) (black line). In panel (A) the results are depicted for  $\delta = 0.5$  and  $\gamma = 0.2$ , such that  $\nu/g = 1$ . In panel (B)  $\delta = 1.25$  and  $\gamma = 0.4$  so  $\nu/g = 0.1$ . As discussed in the main text, when  $\nu < g$  there is a peak at high values of  $x$ . To emphasize this peak we have added an inset where the same results are shown using a linear scale. The fit between the three curves is quite good.

- When all parameters are kept fixed and  $x$  decreases such that  $Gx \ll 1$  and  $\theta x \ll 1$  (which implies, of course, also  $x \ll 1$ ), the dynamics is purely demographic and Eq. (6) reduces to,

$$P(x) \sim \frac{1}{x}. \quad (7)$$

On the contrary, if  $Gx(1-x) \gg 1$  the leading contribution of the expression inside the large parentheses approaches one and

$$P(x) \sim \frac{(1-x)^{\frac{\nu}{g}-1}}{x^{\frac{\nu}{g}+1}} e^{-\frac{\nu}{2g(1-x)}}. \quad (8)$$

- As long as  $\nu > g$ , the mutations, that tend to limit the abundance of  $A$ , are relatively strong. When combined with environmental variations, the emerging SAD looks like a truncated power-law where the truncation occurs at fixed ( $N$  independent)  $x$ , and the exponent of the power law is  $1 + \nu/g$ .
- If  $\nu < g$ , mutations are relatively weak and  $P(x)$  grows with  $x$  if  $x > (1 + \nu/g)/2$ . This growth is truncated by the exponential factor when  $x$  approaches one. (To be more precise, this is true if  $\theta \gg 1$ . Otherwise, the truncation happens when the assumption  $Gx(1-x) \gg 1$  breaks down so (8) is invalid, still it is clear that in this case the  $(1-x)$  terms in the large parentheses of (6) cut the growth of  $P(x)$  in this regime). Therefore, when  $\nu < g$  one finds a peak close to the fixation point (see Figure 1B). As long as  $\theta \gg 1$ , this peak appears at  $x^* \approx 1 - \nu/(2g)$ , otherwise, the truncation occurs at  $x^* \approx 1 - 1/G$ .

The adequacy of Eq. (4) and the different regimes in the of  $P(x)$  are demonstrated in Figure 1. The analytic predictions are shown to fit the outcomes of Monte-Carlo simulations and the numerical solutions of the master equation. As expected, when  $g > \nu$  a peak appears close to  $x = 1$ .

### III. A NEUTRAL MODEL WITH ENVIRONMENTAL STOCHASTICITY

After we have solved the problem of a two-species system with environmental stochasticity and one-sided mutation, we return to the main goal of this paper: the attempt to find the SAD of a neutral model with both demographic and environmental stochasticity. In this model the system may support many species, and each of these species is characterized by its abundance  $n$  and by its instantaneous fitness.

Without environmental noise the dynamics of every focal species in a neutral system is identical to the dynamics of type  $A$  in the two-species one-sided mutation model considered in the previous section. Accordingly, as demonstrated in the last section, in that case the time averaged  $P(x)$  of the two-species model is equal to the SAD of the multi-species neutral model (defined also as  $P(x)$ , but now it is the probability that a randomly picked species has abundance  $x$ ). When the environmental variations change the relative fitness of different species this is not the case anymore. In this section we develop an effective field theory that allows us to map the neutral model to a (slightly modified) two-species system. Once this goal is achieved, we can solve for the SAD using the techniques presented above.

As before, in each elementary step two individuals are picked randomly for a duel, and the winner is determined with probability that depends on their relative fitness. The offspring takes the species identity of its parent with probability  $1 - \nu$  and becomes the originator of a new species with probability  $\nu$ . Unlike the two-species model, here there are no recurrent mutations - one cannot mutate into an existing type (an infinite allele model). As a result, the structure of the community reflects the balance between mutations and extinction events.

The environmental noise is again dichotomous: there are two fitness state,  $\pm\gamma$ , and the fitness of every species jumps randomly between these two states, such that the sojourn times are distributed geometrically with mean of  $\delta$  generations. The states of different species are not correlated, and the fitness of an originator of a species is chosen at random. Accordingly, in this neutral model there are two types of duels: the two randomly picked individuals may have the same fitness (either plus or minus), in which case the chance of each of them to win the duel is  $1/2$ , or they may have different fitnesses, in which case the corresponding chances will be  $1/2 \pm \gamma/2$ . Unlike the two-species model considered in the last section, here two fighting individuals may have the same fitness, so the  $\gamma/4$  factor above has to be replaced by  $\gamma/2$  to keep the same strength of environmental fluctuations. A full specification of the model, including all the transition probabilities, is provided in Appendix C.

Let us consider now the dynamics of a single (focal) species. As opposed to the two-species system considered above, here when an individual of the focal species is chosen for an interspecific duel, the fitness of its rival is not specified uniquely by the focal species fitness. For example, if the focal species is in the plus state, it may compete with either an inferior or an equal individual. Therefore, to analyze the dynamics of the focal species we need an extra parameter  $f_+$ , the chance that its rival in an interspecific duel will be in the plus state. If  $f_+$  is a constant (time, state and abundance independent - see discussion below) number, then the chance of a focal species individual to win a duel, when the focal species is in the plus state, is,

$$q = f_+ \frac{1}{2} + (1 - f_+) \left( \frac{1}{2} + \frac{\gamma}{2} \right) = \frac{1}{2} + \frac{\gamma}{2}(1 - f_+). \quad (9)$$

and when  $f_+ = 1/2$  the dynamics reduces to the two-species model considered above.

The introduction of the constant  $f_+$  allows us to implement the method presented in the last section to the dynamics of a focal species in the neutral model. In Appendix C we show that, in this case,  $P(x)$  of an arbitrary focal species (and hence the SAD of the model) satisfies,

$$[x(1-x)(1+Gx(1-x))P(x)]'' - \{[Gx(1-x)(1-2x) + N\gamma x(1-x)(1-2f_+) - \theta x]P\}' = 0. \quad (10)$$

The solution of this equation is:

$$P(x) = C \frac{(1-x)^\theta}{x(1-x)[1+Gx(1-x)]^{\theta/2}} \left[ \frac{1 - (1-2x)\sqrt{\frac{G}{4+G}}}{1 + (1-2x)\sqrt{\frac{G}{4+G}}} \right]^{(\frac{\theta}{2}-\zeta)\sqrt{\frac{G}{4+G}}}, \quad (11)$$

where  $\zeta \equiv -\frac{2}{\gamma\delta}(1-2f_+)$ .

In general  $f_+$  may depend on the abundance of the focal species. However, when the abundance of each species is only a tiny fraction of  $N$  (which is the case when the system supports many species, see a more detailed discussion below) one may expect it to be independent of the details of the state of the system. Our numerics shows that taking  $f_+$  as a constant becomes a very good approximation when  $N$  is large. Assuming that, we can obtain a closed form for the species abundance distribution by calculating  $f_+$  as a function of system parameters. If all species are "microscopic" ( $n \ll N$ )  $f_+$  has to be, more or less, the fraction of individuals in the plus state, so it satisfies the self-consistency equation,

$$f_+ = \frac{1}{\bar{x}} \int_0^1 x P^+(x) dx \quad (12)$$

where  $P^+(x)$  ( $P^-(x)$ ) is the probability that the focal species' fraction is  $x$  at the plus (minus) state and  $\bar{x} = \int_0^1 x [P^+(x) + P^-(x)]$ . This, plus the relationship we have derived in Appendix C (Eq. C3),

$$\frac{\gamma\delta}{2} [x(1-x)P]' = P^-(x) - P^+(x), \quad (13)$$

leads, via integration by parts, to

$$\zeta = -\frac{2}{\gamma\delta}(1 - 2f_+) = \frac{1}{\bar{x}} \int_0^1 x(1-x)P(x) = 1 - \frac{\overline{x^2}}{\bar{x}}. \quad (14)$$

Equations (11) and (14) provide a closed form for the species abundance distribution of the neutral model: the normalization constant  $C$  cancels out in (14), so one may use (14) to determine  $f_+$  which, in turn, specifies uniquely  $P(x)$ . Moreover, if  $P(x)$  decays faster than  $x^{-2}$ , the quantity  $\overline{x^2}/\bar{x}$  tends to zero as  $N \rightarrow \infty$ , so asymptotically

$$\zeta = -\frac{2}{\gamma\delta}(1 - 2f_+) \rightarrow 1. \quad (15)$$

The same result emerges from a simple argument about the dynamics of  $f_+$ : when all the species are microscopic,  $\dot{f}_+ = 2\gamma f_+(1 - f_+) - f_+/\delta + (1 - f_+)/\delta$ , so (when  $\gamma\delta \ll 1$ ) the steady state is  $f_+ \approx 1/2 + \gamma\delta/4$ , in agreement with (15).

Given that, one may easily recognize the qualitative features of our main result, Eq. (11). As in the two-species case, when all other parameters are kept fixed and  $G \rightarrow 0$ , the Fisher log-series distribution is recovered. When  $G$  is large (11) reduces to,

$$P(x) = \frac{C}{x(1-x)} \left[ \frac{(1-x)(\frac{1}{G} - x)}{1 + Gx(1-x)} \right]^{\theta/2} \left[ \frac{(\frac{1}{G} - x)}{1-x} \right]^{-\zeta - \nu/g}. \quad (16)$$

There is, again, a demographic regime: as long as  $Gx \ll 1$  and  $\theta x \ll 1$ ,  $P(x) \sim 1/x$ , as in Eq. (7) above. When  $Gx(1-x) \gg 1$  one obtains,

$$P(x) \sim \frac{(1-x)^{\frac{\nu}{g} + \zeta - 1}}{x^{\frac{\nu}{g} + 1}} e^{-\frac{\nu}{2g(1-x)}}. \quad (17)$$

Unlike the expression (8), here when  $N \rightarrow \infty$  (hence  $\zeta \rightarrow 1$ ) the SAD is monotonously decreasing in  $x$ , so there is no peak in the species abundance distribution. The decay is faster than  $1/x^2$ , meaning that the assumption  $\zeta \rightarrow 1$  is self consistent.

In parallel with Figure 1, Figure III demonstrates the ability of Eq. (11) to fit both the numerical solution of the master equation and the outcomes of Monte-Carlo simulations. Again there are two regimes: when  $\theta > G$  the SAD looks like a truncated power-law while for  $G > \theta$  the large  $x$  behavior is a simple power, with an exponential cutoff that appears only when  $G(1-x) \ll 1$ , so it disappears when  $N \rightarrow \infty$ .

#### IV. DISCUSSION

The first neutral model, the neutral theory of molecular evolution, was suggested a few decades ago by Motoo Kimura [1]. By incorporating spatial effects (mainland-island dynamics), Stephen Hubbell [35] established the neutral model of biodiversity and biogeography. In both theories biodiversity reflects the balance between stochastic extinction and the emergence of new species via mutation, speciation, or (on a local community in Hubbell's model) migration. The reproduction rate of all individuals is assumed to be equal at any time and the main driver of abundance fluctuations is demographic noise.

In the immense literature published so far, neutral models play three different roles: first, they serve as ultimate null models against which tests for selection or niche-based dynamics can be applied [10, 36] (though see [37]). Second, these models describe the dynamics of all kinds of mutations and variations that does not affect fitness (e.g., synonymous mutations or irrelevant phenotypic variations). Third, even in systems like tropical trees or coral reefs one may argue that the very different species play, more or less, a neutral game, since the inferior species are already extinct, a mechanism known as emergent neutrality [30, 38, 39].

In this paper we have considered the simplest (and most important) neutral theory, the well-mixed model of Kimura which (without environmental noise) satisfies Ewens' sampling formula [40]. Under environmental variations that affect independently the relative fitness of species, such that all species still have the same time-average fitness, we provided here the average (over histories and states of the environment) SAD.

Some will argue that our model does not deserve the title "neutral", since, for them, the concept of neutrality includes insensitivity of the system to the environmental conditions. However, it is clear that such an insensitivity is a matter of scale. Demographic and environmental stochasticity are the two extremes of the same phenomenon, namely,

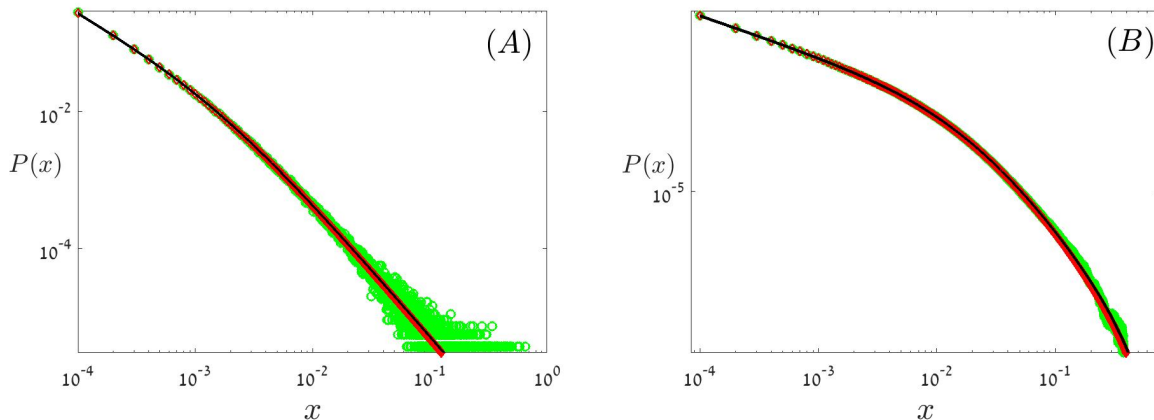


FIG. 2: The species abundance distribution,  $P(x)$  as a function of  $x$ , for a neutral model with environmental stochasticity and demographic noise. In both figures  $N = 10^4$  and  $\nu = 0.01$ , and the results are plotted using a double logarithmic scale. The outcomes of a Monte-Carlo simulation (green circles), numeric solution for the steady state of the master equations (see Appendix C) (red diamonds) and the analytic predictions of Eq. (11) (black line) are compared, and the fit is, again, quite good. In panel (A) the results are depicted for  $\delta = 0.5$  and  $\gamma = 0.5$ , such that  $\nu/g = 0.16$ . In panel (B)  $\delta = 0.25$  and  $\gamma = 0.2$  so  $\nu/g = 2$ . In both panels the small  $x$  behavior is  $P \sim 1/x$ , but in panel (A) this regime is very narrow since it requires  $x \ll 1/G = 1.6 \cdot 10^{-3}$ . The  $Gx \gg 1$  behavior obeys a power law in panel (A), where the environmental stochasticity dominates ( $\nu/g < 1$ ) and is exponential in panel (B), where the mutation losses are stronger. In these parameters,  $N$  is not big enough to justify the use of the asymptotic value  $\zeta = 1$ . Instead, the value of  $f_+$  used in Eq. (11) was obtained by measuring the long-term average fraction of individuals in the plus state through the MC simulations.

the stochastic effects of the environment on the fitness of a population: demographic noise is uncorrelated between different individuals, while the "environmental stochasticity" are those random variations that affect coherently a whole population. For us, neutrality means symmetry between (or equivalence of [21]) species, i.e., it corresponds to the assumption that the time-average fitness of all species is the same and that the dynamics is driven by (various kinds of) fluctuations.

Previous works about this problems focused on the dynamics of a single species with fluctuating growth rate, such that the time-averaged growth rate is  $(-\nu)$  [30, 31]. These works differ from the analysis presented here in two aspects: first, in our model the rate of growth (when a species is favored by the environment) decays with its fraction  $x$ . Second (and more important), by considering the increase in the number of individuals in the plus state, which manifests itself in the value of  $f_+ > 1/2$ . This second effect leads to an increased pressure on a focal species, hence the power-law decay [Eq. (17)] at large values of  $x$  is characterized by an exponent which is larger (by  $\zeta$  that approaches unity) than the exponent predicted for a two species game. In [29] the effect of the mutations on the growth rate of an existing species was neglected, and again the extra pressure due to  $f_+ > 1/2$  was not taken into account.

In the original neutral model, with pure demographic noise and a Fisher log-series SAD,  $P(x)$  decays like  $1/x$  for  $x \ll 1/(N\nu)$  and decays exponentially above this point. Environmental stochasticity allows for species with higher abundance and if it is strong enough the exponential cutoff is replaced by a power-law decay as in Eq. (17). This implies that in a system affected by environmental stochasticity both the number and the abundance of "hyperdominant" [8, 41] species is larger, and the overall species richness is smaller, than in a system without environmental variations and the same speciation rate. Recently, the heterogeneity of SADs obtained in the marine biosphere was shown to be greater than expected by a purely demographic neutral model [42] - this may be an indication for the effect of environmental variations. As species richness reflects a speciation-extinction balance, this observation is consistent with the results of previous works, where we showed that the time to absorption shrinks when environmental stochasticity is turned on [14, 26, 28].

There are some limitations to our analysis: first, we assumed that the size of the community  $N$  is large, and that the number of species in the steady state is much larger than two (otherwise the neglect of the time-dependence of  $f_+$  becomes problematic). Moreover, our approximations fail when  $\delta$  becomes very large ( $f_+ \rightarrow 1$ ), since in such a case the system reduces to a neutral model for all the plus state species, while the minus species simply go extinct. These limitations, of course, has nothing to do with the practical applications of the neutral model to empirical dynamics like those considered in [17, 22].

In some circumstance, environmental stochasticity may act as a stabilizer of the community dynamics, increasing the chance of a new mutant to invade and decreasing chance of dominant species to grow, a phenomenon known as

the storage effect [43]. This paper dealt with a model *without* storage, where environmental stochasticity destabilizes the community - shortens the mean lifetime of a species, widens the SAD, decreases the species richness. In recent works [25, 44] the impact of the storage effect on the SAD of an otherwise neutral system has been investigated numerically, and we hope to provide an analytic integration of the storage effect within the framework of the neutral theory in a subsequent publication.

## V. ACKNOWLEDGMENTS

We acknowledge the support of the Israel Science Foundation, grant no. 1427/15.

- 
- [1] M. Kimura, *The neutral theory of molecular evolution* (Cambridge University Press, 1985).
  - [2] S. P. Hubbell, *The unified neutral theory of biodiversity and biogeography*, Monographs in Population Biology 32 (Princeton University Press, Princeton, N.J., 2001).
  - [3] S. Azaele, S. Suweis, J. Grilli, I. Volkov, J. Banavar, and A. Maritan, *Reviews of Modern Physics* (2016).
  - [4] T. M. Liggett, *Stochastic interacting systems: contact, voter and exclusion processes*, vol. 324 (springer science & Business Media, 2013).
  - [5] I. Volkov, J. R. Banavar, S. P. Hubbell, and A. Maritan, *Nature* **424**, 1035 (2003).
  - [6] I. Volkov, J. R. Banavar, F. He, S. P. Hubbell, and A. Maritan, *Nature* **438**, 658 (2005).
  - [7] J. Rosindell, S. P. Hubbell, and R. S. Etienne, *Trends in Ecology & Evolution* **26**, 340 (2011).
  - [8] H. Ter Steege, N. C. Pitman, D. Sabatier, C. Baraloto, R. P. Salomão, J. E. Guevara, O. L. Phillips, C. V. Castilho, W. E. Magnusson, J.-F. Molino, et al., *Science* **342**, 1243092 (2013).
  - [9] M. Dornelas, S. R. Connolly, and T. P. Hughes, *Nature* **440**, 80 (2006).
  - [10] E. G. Leigh, *Journal of Evolutionary Biology* **20**, 2075 (2007).
  - [11] M. Kalyuzhny, E. Seri, R. Chocron, C. H. Flather, R. Kadmon, and N. M. Shnerb, *The American Naturalist* **184**, 439 (2014).
  - [12] R. A. Chisholm, R. Condit, K. A. Rahman, P. J. Baker, S. Bunyavejchewin, Y.-Y. Chen, G. Chuyong, H. Dattaraja, S. Davies, C. E. Ewango, et al., *Ecology Letters* **17**, 855 (2014).
  - [13] D. R. Hekstra and S. Leibler, *Cell* **149**, 1164 (2012).
  - [14] D. Kessler, S. Suweis, M. Formentin, and N. M. Shnerb, *Physical Review E* **92**, 022722 (2015).
  - [15] M. Kalyuzhny, Y. Schreiber, R. Chocron, C. H. Flather, R. Kadmon, D. A. Kessler, and N. M. Shnerb, *Ecology* **95**, 1701 (2014).
  - [16] K. J. Feeley, S. J. Davies, R. Perez, S. P. Hubbell, and R. B. Foster, *Ecology* **92**, 871 (2011).
  - [17] M. Kalyuzhny, R. Kadmon, and N. M. Shnerb, *Ecology letters* **18**, 572 (2015).
  - [18] R. Lande, S. Engen, and B.-E. Saether, *Stochastic population dynamics in ecology and conservation* (Oxford University Press, 2003).
  - [19] G. Bell, *Philosophical Transactions of the Royal Society of London B: Biological Sciences* **365**, 87 (2010).
  - [20] A. O. Bergland, E. L. Behrman, K. R. O'Brien, P. S. Schmidt, and D. A. Petrov, *PLoS Genetics* **10**, e1004775 (2014).
  - [21] M. Loreau and C. de Mazancourt, *The American Naturalist* **172**, E48 (2008).
  - [22] T. Fung, J. P. O'Dwyer, K. A. Rahman, C. D. Fletcher, and R. A. Chisholm, *Ecology* **97**, 1207 (2016).
  - [23] I. Cvijović, B. H. Good, E. R. Jerison, and M. M. Desai, *Proceedings of the National Academy of Sciences* **112**, E5021 (2015).
  - [24] M. Danino, D. A. Kessler, and N. M. Shnerb, arXiv preprint arXiv:1707.05089 (2017).
  - [25] M. Danino, N. M. Shnerb, S. Azaele, W. E. Kunin, and D. A. Kessler, *Journal of theoretical biology* **409**, 155 (2016).
  - [26] M. Danino, D. A. Kessler, and N. M. Shnerb, *Theoretical population biology* (in press). arXiv preprint arXiv:1611.09565 (2016).
  - [27] J. Hidalgo, S. Suweis, and A. Maritan, *Journal of theoretical biology* **413**, 1 (2017).
  - [28] M. Danino and N. M. Shnerb, arXiv preprint arXiv:1710.08807 (2017).
  - [29] E. Huerta-Sanchez, R. Durrett, and C. D. Bustamante, *Genetics* **178**, 325 (2008).
  - [30] D. A. Kessler and N. M. Shnerb, *Journal of Theoretical Biology* **345**, 1 (2014).
  - [31] T. Fung, J. P. ODwyer, and R. A. Chisholm, *Journal of mathematical biology* **74**, 289 (2017).
  - [32] R. S. Etienne, D. Alonso, and A. J. McKane, *Journal of Theoretical Biology* **248**, 522 (2007).
  - [33] S. Karlin and H. E. Taylor, *A second course in stochastic processes* (Elsevier, 1981).
  - [34] L. Ridolfi, P. D'Odorico, and F. Laio, *Noise-induced phenomena in the environmental sciences* (Cambridge University Press, 2011).
  - [35] S. P. Hubbell, *The unified neutral theory of biodiversity and biogeography* (Princeton University Press, 2001).
  - [36] R. Nielsen, *Heredity* **86**, 641 (2001).
  - [37] N. J. Gotelli and B. J. McGill, *Ecography* **29**, 793 (2006).
  - [38] M. Scheffer and E. H. van Nes, *Proceedings of the National Academy of Sciences* **103**, 6230 (2006).



- [39] R. D. Holt, *Trends in ecology & evolution* **21**, 531 (2006).
- [40] W. J. Ewens, *Mathematical population genetics 1: theoretical introduction*, vol. 27 (Springer Science & Business Media, 2012).
- [41] J. F. Slik, V. Arroyo-Rodríguez, S.-I. Aiba, P. Alvarez-Loayza, L. F. Alves, P. Ashton, P. Balvanera, M. L. Bastian, P. J. Bellingham, E. Van Den Berg, et al., *Proceedings of the National Academy of Sciences* **112**, 7472 (2015).
- [42] S. R. Connolly, M. A. MacNeil, M. J. Caley, N. Knowlton, E. Cripps, M. Hisano, L. M. Thibaut, B. D. Bhattacharya, L. Benedetti-Cecchi, R. E. Brainard, et al., *Proceedings of the National Academy of Sciences* **111**, 8524 (2014).
- [43] P. L. Chesson and R. R. Warner, *American Naturalist* pp. 923–943 (1981).
- [44] A. M. Dean, C. Lehman, and X. Yi, *Genetics* **205**, 1271 (2017).
- [45] D. A. Kessler and N. M. Shnerb, *Journal of Statistical Physics* **127**, 861 (2007).

### Appendix A: From master equation to Fokker-Planck equation: continuum approximation and boundary conditions

The Fokker-Planck equations studied through this paper are obtained as a continuum approximation of an exact master equation. The justification for this procedure, and its limitations, were discussed in detail in [45]; in this appendix we provide a few comments that illustrate the method used here, with a particular emphasis on the boundary conditions. We stick to a simple system that allows us to demonstrate the problems and their solutions while keeping the algebra and calculus relatively straightforward.

To begin, let us write down the master equation for a generic system with nearest neighbors transitions where the number of individuals is between one and  $N$ . If  $W_{n\pm 1\rightarrow n}$  and  $W_{n\rightarrow n}$  are the probabilities to jump into the state with  $n$  individuals during one elementary step (after each elementary step, time is incremented by  $1/N$ ), the master equation takes the form:

$$\begin{aligned} P_1^{t+1/N} &= W_{1\rightarrow 1}P_1^t + W_{2\rightarrow 1}P_2^t \\ P_n^{t+1/N} &= W_{n\rightarrow n}P_n^t + W_{n+1\rightarrow n}P_{n+1}^t + W_{n-1\rightarrow n}P_{n-1}^t \quad 1 < n < N \\ P_N^{t+1/N} &= W_{N\rightarrow N}P_N^t + W_{N-1\rightarrow N}P_{N-1}^t. \end{aligned} \quad (\text{A1})$$

In the steady state,  $P_n^{t+1/N} = P_n^t$  for all  $n$ -s. In such a case the set of equations (A1) appears to provide  $N$  equations for the  $N$  unknown variables  $P_n$ . However, conservation of probability implies that the corresponding Markov matrix is singular, i.e., it admits a nontrivial eigenstate with zero eigenvalue. The missing constraint is supplied by the normalization condition  $\sum P_n = 1$ , and with this condition the solution is fully specified. This example may be generalized to include environmental noise, long-range hopping and so on.

Now let us discuss the transition to the continuum. The simplest way to make this approximation is to consider both  $P$  and  $W$  as functions of  $x = n/N$ , and to expand quantities like  $P_{n+1} \rightarrow P(x + 1/N)$  to second order in  $1/N$ . If it is possible to use this procedure for any value of  $n$  (and this is not the case, see below) the equations for  $P_1$  and  $P_N$ , which are not in the general form of all other equations, supply a no-flux (Robin) boundary conditions at  $x = 0$  and  $x = 1$ . As before, although one obtains a second order differential equation with two boundary conditions, the steady state is not specified completely since the satisfaction of one boundary condition leads automatically to the satisfaction of the other one. The extra constraint is provided by normalization.

To examine the transition to continuum more closely, let us specify the transition probabilities. As an example we take a two-species neutral model with pure demographic noise and "reflecting" boundary conditions. At each step one individual is chosen at random to die and is replaced by an offspring of another, randomly chosen, individual. However, a singleton (the last individual that belongs to a certain species) cannot die. The corresponding transition probabilities are,

$$\begin{aligned} W_{n-1\rightarrow n} &= \frac{(n-1)(N-n+1)}{N(N-1)} & 2 \leq n \leq N-1 \\ W_{n+1\rightarrow n} &= \frac{(n+1)(N-n-1)}{N(N-1)} & 1 \leq n \leq N-2 \\ W_{n\rightarrow n} &= \left(1 - \frac{2n(N-n)}{N(N-1)}\right) & 2 \leq n \leq N-2 \\ W_{1\rightarrow 1} &= (1 - W_{1\rightarrow 2}) & W_{N-1\rightarrow N-1} = (1 - W_{N-1\rightarrow N-2}) \end{aligned} \quad (\text{A2})$$

Interestingly, for this model the steady state of the master equation (A1) has a simple form,

$$P_n = \frac{A}{n(N-n)} \quad (\text{A3})$$

that satisfies both the master equation and the boundary condition.  $A$  is determined by the normalization condition.

Plugging the transition probabilities in Eq. (A2) into Eq. (A1), the continuum equation is obtained by the set of replacements  $n = xN$ ,  $P_n \rightarrow P(x)$  and  $P_{n\pm 1} \rightarrow P(x) \pm P'(x)/N + P''(x)/2N^2$ . The middle equation of (A1) is translated into,

$$\frac{dP(x,t)}{dt} = \frac{1}{N^2} \frac{\partial^2}{\partial x^2} (x(1-x)P(x)), \quad (\text{A4})$$

and the steady state solution satisfies  $\dot{P} = 0$ , namely,

$$\frac{1}{N^2} \frac{\partial^2}{\partial x^2} (x(1-x)P(x)) = 0. \quad (\text{A5})$$

The steady state solution of Eq. (A4) has the general form,

$$P(x) = \frac{A + Bx}{x(1-x)}. \quad (\text{A6})$$

As explained above, one of the free constants  $A$  and  $B$  should be determined by (one of the) the boundary conditions, while the other allows for normalization. Comparing (A6) and (A3) one realizes that  $B = 0$  should be the correct answer, but the derivation of this result from the boundary conditions of the continuum differential equation is not trivial.

The problem (that has already been discussed in [45]) is that the continuum approximation itself may break close to  $x = 0$  and  $x = 1$ . For example, in our case  $P_1 \approx 2P_2$ . Deriving the boundary condition from a continuum approximation,  $P(2/N) = P(1/N) + P'(1/N)/N$ , one finds  $P'(1/N) = NP(1/N)/2$ , but this is incompatible with  $B = 0$  in Eq. (A6) [ $B = 0$  implies  $P'(1/N) = NP(1/N)$ , without the factor 2]. This happens because the derivation of the boundary condition assumes that  $P_n$  is smooth so the first derivative may be extracted from the difference between  $P_1$  and  $P_2$ , but since the actual difference is a factor of 2, the approximation fails and supplies the wrong boundary condition.

A way to solve this problem is to define another variable that will be smooth at the boundaries. For example, the quantity  $Y = x(1-x)P$  undergoes a simple diffusion process so Eq. (A4) implies that at equilibrium  $Y = A + Bx$ , hence  $Y'(x) = B$ . The boundary condition is translated to  $Y(1/N) = Y(2/N)$ , i.e.,  $Y'(1/N) = 0$ , and this implies  $B = 0$  as requested. However, we are not familiar with a method that will allow us to produce a corresponding variable in more complicated scenarios.

The generic method, suggested in [45], is to solve the difference (master) equation exactly at the vicinity of the boundary, and then to match this expression to the solution of the differential (Fokker-Planck) equation in the bulk using the asymptotic matching technique. However, for the problems at hand this is a very complicated procedure and we have tried to avoid it.

Returning to the steady state equation (A5), one notices that the constant  $B$  is related to the first integration, i.e.,  $(x(1-x)P(x))'/N^2 = B$ , so taking  $B = 0$  implies that after the first integration the remaining equation is still homogenous. This is not an incident: it happens since the original problem satisfies *detailed balance*:  $P_n W_{n \rightarrow n+1} = P_{n+1} W_{n+1 \rightarrow n}$ , i.e., the probability flux between each pair of neighboring states is zero.

The detailed balance condition must hold in the steady state of Markov chains, by induction from  $P_1$ . Accordingly, in any one-dimensional Fokker-Planck equation with the general form  $[A(x)P(x)]'' + [B(x)P(x)]' = 0$  and reflecting boundary conditions one should omit the first integration constant. In the next appendices we consider systems that may, in principle, allow for loops, but we map them to a one-dimensional system, so as long as our approximation holds, the detailed balance condition must be satisfied. As  $N$  increases this approximation becomes better and better, since the relative width of the boundary zone approaches zero. Accordingly, through this paper we implement this detailed balance approximation (namely, we drop the first integration constant). The fits of our results to the numerical solutions of the master equations indicate that this is indeed a decent approximation.

## Appendix B: Fokker-Planck equation for the two-species model with one-way mutations

In this appendix we derive the effective one-dimensional Fokker-Planck equation for a model with two species (types)  $A$  and  $B$ , with both demographic and environmental stochasticity, and with one-sided mutations (an offspring of  $A$  may mutate into  $B$ , but an offspring of  $B$  is always a  $B$ ), as described in section II of the main text.

To begin, let us introduce two quantities,  $P_{n,+}^t$ , the chance of finding the system with  $n$  A-type individuals in the  $(+\gamma)$  state at time  $t$  and  $P_{n,-}^t$ , the chance of finding the system in the  $(-\gamma)$  state with  $n$  A-type individuals. The time evolution (time is incremented by  $1/N$  after each elementary step) of  $P_{n,\pm}$  is governed by the two coupled master equations:

$$\begin{aligned} P_{n,+}^{t+1/N} &= P_{n+1,+}^t W_{n+1 \rightarrow n}^{++} + P_{n-1,+}^t W_{n-1 \rightarrow n}^{++} + P_{n,+}^t W_{n \rightarrow n}^{++} \\ &+ P_{n-1,-}^t W_{n-1 \rightarrow n}^{-+} + P_{n+1,-}^t W_{n+1 \rightarrow n}^{-+} + P_{n,-}^t W_{n \rightarrow n}^{-+} \\ P_{n,-}^{t+1/N} &= P_{n+1,-}^t W_{n+1 \rightarrow n}^{--} + P_{n-1,-}^t W_{n-1 \rightarrow n}^{--} + P_{n,-}^t W_{n \rightarrow n}^{--} \\ &+ P_{n-1,+}^t W_{n-1 \rightarrow n}^{+-} + P_{n+1,+}^t W_{n+1 \rightarrow n}^{+-} + P_{n,+}^t W_{n \rightarrow n}^{+-}, \end{aligned} \quad (\text{B1})$$

where  $W_{n-1 \rightarrow n}^{++}$ , for example, is the probability to increase the A-type population by one (from  $n-1$  to  $n$  individuals) while staying in the plus environment, and  $W_{n-1 \rightarrow n}^{+-}$  is the chance that the environment switches from plus to minus and then the A-type population grows.

If the abundance of species  $A$  is  $n$ , the chance of an interspecific duel for two, randomly picked individuals is  $F_n = 2n(N-n)/N^2$  when  $N \gg 1$ . Using this notation we can write the transition probabilities as:

$$\begin{aligned} W_{n+1 \rightarrow n}^{++} &= \left(1 - \frac{1}{\delta N}\right) \left[ (1-\nu)F_{n+1} \left(\frac{1}{2} - \frac{\gamma}{4}\right) + \nu \frac{n+1}{N} \right] & W_{n-1 \rightarrow n}^{++} &= \left(1 - \frac{1}{\delta N}\right) \left[ (1-\nu)F_{n-1} \left(\frac{1}{2} + \frac{\gamma}{4}\right) \right] \\ W_{n+1 \rightarrow n}^{--} &= \left(1 - \frac{1}{\delta N}\right) \left[ (1-\nu)F_{n+1} \left(\frac{1}{2} + \frac{\gamma}{4}\right) + \nu \frac{n+1}{N} \right] & W_{n-1 \rightarrow n}^{--} &= \left(1 - \frac{1}{\delta N}\right) \left[ (1-\nu)F_{n-1} \left(\frac{1}{2} - \frac{\gamma}{4}\right) \right] \\ W_{n+1 \rightarrow n}^{-+} &= \frac{1}{\delta N} \left[ (1-\nu)F_{n+1} \left(\frac{1}{2} - \frac{\gamma}{4}\right) + \nu \frac{n+1}{N} \right] & W_{n-1 \rightarrow n}^{-+} &= \frac{1}{\delta N} \left[ (1-\nu)F_{n-1} \left(\frac{1}{2} + \frac{\gamma}{4}\right) \right] \\ W_{n+1 \rightarrow n}^{+-} &= \frac{1}{\delta N} \left[ (1-\nu)F_{n+1} \left(\frac{1}{2} + \frac{\gamma}{4}\right) + \nu \frac{n+1}{N} \right] & W_{n-1 \rightarrow n}^{+-} &= \frac{1}{\delta N} \left[ (1-\nu)F_{n-1} \left(\frac{1}{2} - \frac{\gamma}{4}\right) \right] \\ W_{n \rightarrow n}^{++} = W_{n \rightarrow n}^{--} &= \left(1 - \frac{1}{\delta N}\right) \left[ (1-\nu)(1-F_n) + \nu \left(1 - \frac{n}{N}\right) \right] & W_{n \rightarrow n}^{+-} = W_{n \rightarrow n}^{-+} &= \frac{1}{\delta N} \left[ (1-\nu)(1-F_n) + \nu \left(1 - \frac{n}{N}\right) \right]. \end{aligned} \quad (\text{B2})$$

As explained, our system admits a single absorbing state at  $n=0$  and the dynamics inevitably leads to the extinction of the A species, so we have to assume that, very rarely (on timescales that are much larger than the extinction time) a new A individual arrives and the game is played over and over again. If our interest is in the chance of A to have abundance  $n$  conditioned on its existence in the system, we can merge together all the colonization-extinction periods. Colonizations are random in time, so the chance of a colonization during each state period is  $1/2$ . This is equivalent to the use of the master equation (B1) only for  $n \geq 2$ , while for  $n=1$  the boundary equations are,

$$\begin{aligned} P_{1,+}^{t+1/N} &= P_{2,+}^t W_{2 \rightarrow 1}^{++} + P_{2,-}^t W_{2 \rightarrow 1}^{-+} + P_{1,+}^t W_{1 \rightarrow 1}^{++} + P_{1,-}^t W_{1 \rightarrow 1}^{-+} + \frac{1}{2} \left( [W_{1 \rightarrow 0}^{++} + W_{1 \rightarrow 0}^{+-}] P_{1,+}^t + [W_{1 \rightarrow 0}^{--} + W_{1 \rightarrow 0}^{-+}] P_{1,-}^t \right) \\ P_{1,-}^{t+1/N} &= P_{2,-}^t W_{2 \rightarrow 1}^{--} + P_{2,+}^t W_{2 \rightarrow 1}^{+-} + P_{1,-}^t W_{1 \rightarrow 1}^{--} + P_{1,+}^t W_{1 \rightarrow 1}^{+-} + \frac{1}{2} \left( [W_{1 \rightarrow 0}^{++} + W_{1 \rightarrow 0}^{+-}] P_{1,+}^t + [W_{1 \rightarrow 0}^{--} + W_{1 \rightarrow 0}^{-+}] P_{1,-}^t \right) \end{aligned} \quad (\text{B3})$$

Eqs (B1-B3) define a linear equation

$$P^{t+1/N} = \mathcal{M}P^t, \quad (\text{B4})$$

where  $P^t$  is a  $2N$  vector ( $P_i = P_{n=i,+}$  for  $i \leq N$  and  $P_{n=i,-}$  for  $N < i \leq 2N$ ) and  $\mathcal{M}$  is a  $2N \times 2N$  Markov matrix. The steady state is the eigenvector of  $\mathcal{M}$  with the (highest) eigenvalue  $\lambda = 1$ . To obtain a solution for this steady state given a set of parameters that determine the elements of  $\mathcal{M}$  we have solved numerically for this eigenvalue. As discussed in Appendix A, the overall scale of the steady state  $P_n$ -s is determined by the normalization condition.

Now we would like to develop a Fokker-Planck differential equation for this steady state distribution. Defining  $P_n^+$  ( $P_n^-$ ) as the chances to find the system with  $n$  individuals in the plus (minus) state in a period between colonization and extinction, Eq. (B3) takes the form,

$$\begin{aligned} P_n^+ &= P_{n+1}^+ W_{n+1 \rightarrow n}^{++} + P_{n-1}^+ W_{n-1 \rightarrow n}^{++} + P_n^+ W_{n \rightarrow n}^{++} \\ &+ P_{n-1}^- W_{n-1 \rightarrow n}^{-+} + P_{n+1}^- W_{n+1 \rightarrow n}^{-+} + P_n^- W_{n \rightarrow n}^{-+} \\ P_n^- &= P_{n+1}^- W_{n+1 \rightarrow n}^{--} + P_{n-1}^- W_{n-1 \rightarrow n}^{--} + P_n^- W_{n \rightarrow n}^{--} \\ &+ P_{n-1}^+ W_{n-1 \rightarrow n}^{+-} + P_{n+1}^+ W_{n+1 \rightarrow n}^{+-} + P_n^+ W_{n \rightarrow n}^{+-}. \end{aligned} \quad (\text{B5})$$

Plugging (B2) into (B5) and using the definition  $q \equiv 1/2 + \gamma/4$  (this is the parameter  $q_A$ , introduced in Section II, in the plus state):

$$\begin{aligned}
P_n^+ &= \left(1 - \frac{1}{N\delta}\right) \left\{ (1-\nu) (qF_{n-1}P_{n-1}^+ + (1-q)F_{n+1}P_{n+1}^+ + (1-F_n)P_n^+) + \nu \left( \frac{n+1}{N}P_{n+1}^+ + \frac{N-n}{N}P_n^+ \right) \right\} \\
&+ \frac{1}{N\delta} \left\{ (1-\nu) ((1-q)F_{n-1}P_{n-1}^- + qF_{n+1}P_{n+1}^- + (1-F_n)P_n^-) + \nu \left( \frac{n+1}{N}P_{n+1}^- + \frac{N-n}{N}P_n^- \right) \right\} \\
P_n^- &= \left(1 - \frac{1}{N\delta}\right) \left\{ (1-\nu) ((1-q)F_{n-1}P_{n-1}^- + qF_{n+1}P_{n+1}^- + (1-F_n)P_n^-) + \nu \left( \frac{n+1}{N}P_{n+1}^- + \frac{N-n}{N}P_n^- \right) \right\} \\
&+ \frac{1}{N\delta} \left\{ (1-\nu) (qF_{n-1}P_{n-1}^+ + (1-q)F_{n+1}P_{n+1}^+ + (1-F_n)P_n^+) + \nu \left( \frac{n+1}{N}P_{n+1}^+ + \frac{N-n}{N}P_n^+ \right) \right\}
\end{aligned} \tag{B6}$$

These two coupled difference equations for  $P^+$  and  $P^-$  may be translated to another pair of coupled difference equations for their sum (which is the chance to be at  $n$ , no matter what is the weather) and their difference,

$$P_n \equiv P_n^+ + P_n^- \quad \Delta_n \equiv P_n^+ - P_n^- . \tag{B7}$$

Defining  $x \equiv n/N$  one may switch to the continuum limit, with  $P_n \rightarrow P(x)$  and  $P_{n\pm 1} \rightarrow P(x \pm 1/N)$ . Expanding to second order in  $1/N$ , the emerging couple of steady-state differential equations is,

$$\begin{aligned}
(1-\nu) \left\{ \frac{1}{N} [x(1-x)\Delta]'' - \gamma [x(1-x)P]' \right\} + \nu [x\Delta]' &= \frac{2\Delta}{\delta \left(1 - \frac{2}{\delta N}\right)} \\
(1-\nu) \left\{ \frac{1}{N} [x(1-x)P]'' - \gamma [x(1-x)\Delta]' \right\} + \nu [xP]' &= 0
\end{aligned} \tag{B8}$$

In what follows (and in the main text) we neglect the difference between  $1-\nu$  and one, since in the relevant parameter regime  $\nu$  is very small compared to one (otherwise one may replace, from now on, every  $\nu$  by  $\tilde{\nu} \equiv \nu/(1-\nu)$ . In a very similar process where the rate of duels is 1 and the rate of mutations is  $\nu$ , this  $(1-\nu)$  factor disappears). Moreover, since we are interested in the large  $N$ , fixed  $\delta$  limit,  $2/(\delta N) \ll 1$ .

Dominant balance analysis (see discussion below) reveals that, for reasonably large  $N$ , the first and the third term in the upper equation of (B8) are negligible. Accordingly,

$$\Delta = \frac{\gamma\delta}{2} [x(1-x)P]' . \tag{B9}$$

When this expression is plugged into the second equation one obtains an autonomous equation for  $P$ ,

$$\left[ x(1-x) \left( \frac{1}{N} + gx(1-x) \right) P \right]'' - [(gx(1-x)(1-2x) - \nu x)P]' = 0, \tag{B10}$$

where  $g \equiv \delta\gamma^2/2$  is the strength of the environmental stochasticity. This equation and its solution for different parameter regimes are discussed in Section II of the main text.

Our dominant balance analysis was based on numerical observations (solving numerically the Fokker-Planck equation and comparing the magnitude of different terms) but we can provide a few arguments for its self consistency.

First, it is clear that in the demographic regime (i.e.,  $Gx \ll 1$ ) environmental fluctuations are negligible and the  $\Delta$  terms are irrelevant, so the upper equation in (B8) plays no role. By the same token, if the  $P$  term in the upper equation is negligible in the large  $N$  limit the solution is  $\Delta = 0$  and the effect of environmental stochasticity disappears, so this term should be dominant when environmental variations are important.

Let us define  $Y(x) \equiv x(1-x)P$ , so Eq. (B9) implies that  $\Delta = (\gamma\delta/2)Y'$ . Clearly, as long as (B10) holds,

$$Y(x) = -\frac{1-x}{\nu} \left( \frac{1}{N} + gx(1-x) \right) Y'(x). \tag{B11}$$

and the dominant balance argument is consistent if, as  $N \rightarrow \infty$ , the two conditions,

$$\nu x \Delta \ll \gamma Y \quad \frac{[x(1-x)\Delta]'}{N} \ll \gamma Y, \tag{B12}$$

or,

$$\frac{\delta\nu^2x}{2}Y' \ll (1-x) \left( \frac{1}{N} + gx(1-x) \right) Y' \quad \frac{\delta\nu}{2N}[x(1-x)Y']' \ll (1-x) \left( \frac{1}{N} + gx(1-x) \right) Y', \quad (\text{B13})$$

are satisfied.

When  $1/N \ll gx(1-x)$  the left condition is translated to  $x \ll 1 - \nu/\gamma$ . On the other hand, if at large  $N$  the third term balances the second,  $\nu x\Delta \sim \gamma Y$ , one may plug it into the  $\gamma[x(1-x)\Delta]'$  in the lower equation of (B8) to find that this term is negligible with respect to the third one if  $x > 1 - \nu/\gamma$ . Accordingly, in the regime where our dominant balance argument is wrong, environmental stochasticity is negligible. Similarly, since the maximum value of  $Y''/Y'$  is  $\theta$ , the right condition in (B13) holds when  $x \ll 1 - \nu^2/\gamma^2$ , but if one assumes that the dominant balance is  $\frac{[x(1-x)\Delta]'}{N} \sim \gamma Y$  and plug it into the lower equation of (B8), the result is  $Y \sim \exp(-\theta x)$  and the effect of environmental noise vanishes for  $\gamma^2 < \nu^2$ , so we are back in the demographic regime.

### Appendix C: A Fokker-Planck equation for the multi-species model

Unlike the two species game studied in Appendix B, here we consider the dynamics of a focal species in a multi-species environment. In a duel, an individual of the focal species may encounter an enemy with the same fitness (a neutral enemy), superior enemy (if the focal species is in the minus state) or inferior enemy (if it is in the plus state). As explained in the main text, we assume that the fraction of individuals in the plus state is fixed and equals to  $f_+$ . Accordingly, Eq. (B1) still holds but the transition probabilities depend on the chance to find a neutral, superior or inferior enemy. If  $\nu = 0$  these probabilities are,

$$\begin{aligned} W_{n\pm 1 \rightarrow n}^{++} &= \left(1 - \frac{1}{\delta N}\right) F_{n\pm 1} \left[ \frac{f_+}{2} + (1-f_+) \left( \frac{1}{2} \mp \frac{\gamma}{4} \right) \right] & W_{n\pm 1 \rightarrow n}^{--} &= \left(1 - \frac{1}{\delta N}\right) F_{n\pm 1} \left[ \frac{1-f_+}{2} + f_+ \left( \frac{1}{2} \pm \frac{\gamma}{4} \right) \right] \\ W_{n\pm 1 \rightarrow n}^{+-} &= \frac{1}{\delta N} F_{n\pm 1} \left[ \frac{1-f_+}{2} + f_+ \left( \frac{1}{2} \pm \frac{\gamma}{4} \right) \right] & W_{n\pm 1 \rightarrow n}^{-+} &= \frac{1}{\delta N} F_{n\pm 1} \left[ \frac{f_+}{2} + (1-f_+) \left( \frac{1}{2} \mp \frac{\gamma}{4} \right) \right] \\ W_{n \rightarrow n}^{++} &= W_{n \rightarrow n}^{--} = \left(1 - \frac{1}{\delta N}\right) (1 - F_n) & W_{n \rightarrow n}^{+-} &= W_{n \rightarrow n}^{-+} = \frac{1}{\delta N} (1 - F_n). \end{aligned} \quad (\text{C1})$$

As in Eqs. (B2), when  $\nu \neq 0$ , each of these terms is multiplied by  $(1-\nu)$ , the quantity  $\nu(n+1)/N$  is added to all the  $W_{n+1 \rightarrow n}$  terms and the quantity  $\nu(1-n/N)$  is added to all the  $W_{n \rightarrow n}$  terms.

Using the same boundary conditions (B3), we can solve numerically for the steady state of the linear equation (B4) using an iterative procedure: starting from an initial value of  $f_+$  we solved for the steady state, calculated (for this steady state) the new value of  $f_+$  using the discrete version of Eq. (12) and iterate this process until convergence.

Expanding equation (B5), using the new  $W$ s, we obtained,

$$\begin{aligned} (1-\nu) \left\{ \frac{1}{N} [x(1-x)\Delta]'' - \gamma [x(1-x)(P + (1-2f_+)\Delta)]' \right\} + \nu [x\Delta]' &= \frac{2\Delta}{\delta \left(1 - \frac{2}{\delta N}\right)} \\ (1-\nu) \left\{ \frac{1}{N} [x(1-x)P]'' - \gamma [x(1-x)(\Delta + (1-2f_+)P)]' \right\} + \nu [xP]' &= 0 \end{aligned} \quad (\text{C2})$$

Using the dominant balance argument and the approximations that we presented in the appendices above, the upper equation of (C2) becomes,

$$\Delta = -\frac{\gamma\delta}{2} [x(1-x)P]'. \quad (\text{C3})$$

. Plugging this expression for  $\Delta$  into the lower equation one finds the effective Fokker-Planck equation for  $P(x)$ ,

$$\left[ x(1-x) \left( \frac{1}{N} + gx(1-x) \right) P \right]'' - [(x(1-x)[g(1-2x) + \gamma(1-2f_+)] - \nu x)P]' = 0, \quad (\text{C4})$$

which is Eq. (10) of the main text.