

First Results from Using Game Refinement Measure and Learning Coefficient in SCRABBLE*

Suwanviwatana Kananat
s.kananat@jaist.ac.jp

Hiroyuki Iida
iida@jaist.ac.jp

November 13, 2017

Abstract

This paper explores the entertainment experience and learning experience in SCRABBLE. It proposes a new measure from the educational point of view, which we call *learning coefficient*, based on the balance between the learner’s skill and the challenge in SCRABBLE. SCRABBLE variants, generated using different size of board and dictionary, are analyzed with two measures of game refinement and learning coefficient. The results show that 13x13 SCRABBLE yields the best entertainment experience and 15x15 (standard) SCRABBLE with 4% of original dictionary size yields the most effective environment for language learners. Moreover, 15x15 SCRABBLE with 10% of original dictionary size has a good balance between entertainment and learning experience.

Keywords— Game refinement, learning coefficient, Scrabble

1 Introduction

SCRABBLE has been played for a long while in various settings, e.g. as a friendly game among friends or household members, in competitive matches and also as a language learning tool. Using game refinement theory [4], we have discovered that SCRABBLE has fun game aspect over educational aspect [2]. This paper is an attempt to enhance the SCRABBLE with learning aspect. Emotional excitement or mental engagement in games is the subject of game refinement theory. Early work in this direction has been carried out by Iida et al. [3], while constructing a logistic model based on game outcome uncertainty to measure the attractiveness and sophistication of games, known as game refinement theory. Although many efforts have been devoted to the study of scoring sports and

*Scrabble[®] is a registered trademark. All intellectual property rights in and to the game are owned in the USA by Hasbro Inc., in Canada by Hasbro Canada Corporation, and throughout the rest of the world by J.W. Spear & Sons Limited of Maidenhead, Berkshire, England, a subsidiary of Mattel Inc.

boardgames, SCRABBLE also has an educational aspect which requires extra dimension to explore.

The structure of the paper is as follows. Section 2 presents the basic rules of SCRABBLE. Section 3 and Section 4 describe SCRABBLE in two distinct dimensions of measurement from the perspective of entertainment and education, respectively. Section 5 presents the assessment using the swing model, thus discusses the results of the analysis, and concluding remarks are given in Section 6.

2 Scrabble

SCRABBLE is a word anagram game in which 2 to 4 players competitively score points by placing tiles, each bearing a single letter, onto a 15x15 board. The standard board is shown in Figure 1. The tiles must form words that are accepted by the dictionary, in either the vertical or horizontal direction in a crossword style. There are 2 general sets of acceptable words, named OCTWL

3W			2L				3W				2L			3W
	2W				3L				3L					2W
		2W				2L		2L					2W	
			2W				2L					2W		
				2W							2W			
	3L				3L				3L					3L
		2L				2L		2L					2L	
3W			2L				2W				2L			3W
		2L				2L		2L					2L	
	3L				3L				3L					3L
				2W							2W			
			2W				2L					2W		
		2W				2L		2L					2W	
	2W				3L				3L					2W
3W			2L				3W				2L			3W

Figure 1: Standard SCRABBLE board

and SOWPODS. These 2 sets were developed specially for SCRABBLE so that there are only words of 2-15 characters. OCTWL is generally used in the USA, Canada, and Thailand while other countries are using SOWPODS. There are differences in the number of words, as shown in Table 1.

Table 1: Acceptable words distribution in SCRABBLE

Set	OCTWL	SOWPODS
Usage	USA, Canada, Thailand	Others
Total Word	187632	267751

Table 2 shows the population distribution of players from CROSS-TABLES [10], the unofficial online SCRABBLE resource. Obviously, there is a large difference between those who are the native speaker and those who are not. Then, we hypothesize that current setting of SCRABBLE is more attractive for players that have sufficient English knowledge, than most language learners.

Table 2: Population distribution of SCRABBLE players in CROSS-TABLES

Country	Official language	Players	%
Barbados	English, Bajan	2	0.149
Canada	English, French	293	21.8331
Israel	Hebrew, Arabic	1	0.0745
Thailand	Thai	3	0.2235
USA	English	1041	77.5708
Unknown	Unknown	2	0.149

3 Game Refinement Measure

This section gives a short description of game refinement theory. A general model of game refinement was proposed based on the concept of game progress and game information progress [4]. It bridges a gap between boardgames and sports games.

3.1 Game Progress Model

The 'game progress' is twofold. One is game speed or scoring rate, while another one is game information progress which focuses on the game outcome. Game information progress presents the degree of certainty of the game's results in time or in steps. Having full information of the game progress, i.e. after its conclusion, game progress $x(t)$ will be given as a linear function of time t with $0 \leq t \leq t_k$ and $0 \leq x(t) \leq x(t_k)$, as shown in Eq. (1).

$$x(t) = \frac{x(t_k)}{t_k} t \tag{1}$$

However, the game information progress given by Eq. (1) is unknown during the in-game period. The presence of uncertainty during the game, often until the final moments of a game, reasonably renders game progress exponential. Hence, a realistic model of game information progress is given by Eq. (2).

$$x(t) = x(t_k) \left(\frac{t}{t_k}\right)^n \tag{2}$$

Here n stands for a constant parameter which is given based on the perspective of an observer of the game that is considered. Then the acceleration of the game

information progress is obtained by deriving Eq. (2) twice. Solving it at $t = t_k$, we have Eq. (3).

$$x''(t_k) = \frac{x(t_k)}{(t_k)^n} t^{n-2} n(n-1) = \frac{x(t_k)}{(t_k)^2} n(n-1) \quad (3)$$

It is assumed in the current model that game information progress in any type of game is encoded and transported in our brains. We do not yet know about the physics of information in the brain, but it is likely that the acceleration of information progress is subject to the forces and laws of physics. Therefore, we expect that the larger the value $\frac{x(t_k)}{(t_k)^2}$, the more exciting the game becomes, due in part to the uncertainty of the game outcome. Thus, we use its root square, $\frac{\sqrt{x(t_k)}}{t_k}$, as a game refinement measure for the game under consideration. We call it *GR* value for short, also call $x(t_k)$ and t_k as G and T respectively, as shown in Eq. (4).

$$GR = \frac{\sqrt{G}}{T} \quad (4)$$

In the previous works, the game progress model has been applied to various sports games [5] to verify its effectiveness. The appropriate zone of game refinement measure range from 0.07 to 0.08. The game progress model has been expanded to other domains such as multiplayer card games [6] and video games [7]. We show, in Table 3, the results of measures of game refinement for some games.

Table 3: Comparison of game refinement values for some games

	Successful shoot (G)	Attempt (T)	GR
Soccer	2.64	22	0.073
Basketball	36.38	82.01	0.073
UNO	0.976	12.684	0.078
Badminton	46.336	79.344	0.086
Table Tennis	54.863	96.465	0.077
DotA	68.6	106.2	0.078

3.2 Swing Model

In scoring boardgames like SCRABBLE, swing, a state transition of advantage during the game progress is considered as successful shoot, and game length as attempt respectively. Let S and N be the average number of swings and the game length, respectively. Then the refinement measure in the swing model is given by Eq. (5).

$$GR = \frac{\sqrt{S}}{N} \quad (5)$$

4 Another Measure from Educational Perspective

This section gives a new measure from the educational perspective given by focusing on a balance between complexity and learning efficiency.

4.1 Complexity

The measure of search-space complexity or complexity [1] indicates the total possible in the game represented on the natural logarithm scale. Let B and D be the average branching factor and average game length respectively. The complexity is obtained by Eq. (6).

$$C = D \ln B \quad (6)$$

Complexity measure can express the complexity of the game from the viewpoint of players. The player who has the ability to handle problems with higher complexity would think wider and deeper, thus have a better solution and understanding the nature of the game. The complexity of some existing games from the viewpoint of experts are shown in Table 4. According to the history of game artificial intelligence development, chess computer Deep Blue won a world champion Garry Kasparov in May 1997 [8]. Then, Go computer AlphaGo won a world champion Ke Jie in May 2017 [9]. The difficulty in artificial intelligence development obviously shows that complexity of Go is much more than that of chess. Similarly, the complexity of chess is much more than that of Tic-tac-toe.

Table 4: Comparison of complexity for some board games

	Branching factor (B)	Game length (D)	Complexity (C)
Tic-tac-toe	≤ 9	≤ 9	≤ 19.775
Chess	35	80	284.428
Go	250	208	1148.464

4.2 Learning Coefficient

From the experiments performed with different size of dictionary and different player's model, we found that the complexity measure has the linear relation with AI knowledge base. It enables to calculate the slope per each dictionary size. Let d and t be the custom dictionary size and total words in dictionary respectively. The total words in custom dictionary d' can be obtained by Eq. (7).

$$d' = td \quad (7)$$

Let p and x be the current player knowledge base and the newly learned words respectively. The new player knowledge base p' can be obtained by Eq. (8).

$$p' = p + \frac{x}{d'} = p + \frac{x}{td} \quad (8)$$

By the definition of slope m , it can be obtained by the difference of complexity in proportional to the difference of player knowledge base, as shown by Eq. (9).

$$m = \frac{\Delta c}{\Delta p} = \frac{\Delta c}{p' - p} = \frac{\Delta c}{p + \frac{x}{td} - p} = \frac{\Delta c}{\frac{x}{td}} \quad (9)$$

Thus we have learning coefficient (say Δc), as shown by Eq. (10).

$$\Delta c = \frac{mx}{td} \quad (10)$$

The newly learned words x and total words d are constant. To maximize the benefit, we need to maximize the increment of Δc since it represents the improvement of a learner with the same amount of newly learned words. In short, we need to maximize $\frac{m}{d}$, which we define in this study as learning coefficient.

5 Assessment and Discussion

Experiments are conducted by simulating the SCRABBLE matches between AI with the various knowledge base, using various dictionary sizes.

5.1 Possible Enhancement with focus on Complexity

The experimental results are analyzed using game refinement measure, as shown in Fig. 2. Game refinement measure of the original SCRABBLE is slightly higher than appropriate zone. This reveals that the original setting of SCRABBLE yields excess branching factors. One possible enhancement is to reduce the board size, and it is found that 13x13 board size gives the best setting. The complete board is shown in Fig. 3. This results in 24.89% smaller compared to the standard SCRABBLE, thus can significantly reduce the branching factor. The results are shown in Fig. 4, which is much closer to the appropriate zone.

5.2 Tendency of Game Refinement Measure Changes

The interesting part is that SCRABBLE with various size of a dictionary has different game refinement tendency, as shown in Table 5. Note that ‘Dec’ and ‘Inc’ stand for decreasing and increasing, respectively.

From the earlier study [4], a measure of game refinement would reflect the balance between chance and skill in playing the game under consideration. Higher game refinement value means that chance is a stronger factor than skill. Game refinement tendency would indicate the user experience of the game. If it is increasing, we know that chance has more effect for a match-up between

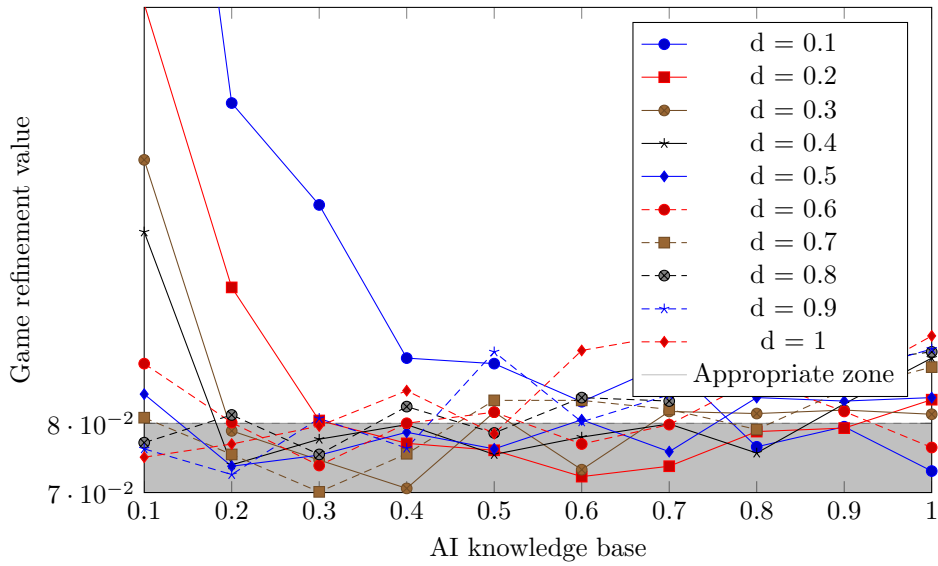


Figure 2: Measures of game refinement and AI knowledge base: standard SCRABBLE matches between AIs with different knowledge base on various dictionary size

2W				3L				3L				2W
	2W				2L		2L					2W
		2W				2L				2W		
			2W							2W		
3L				3L				3L				3L
	2L				2L		2L					2L
		2L				2W				2L		
	2L				2L		2L					2L
3L				3L				3L				3L
			2W							2W		
		2W				2L				2W		
	2W				2L		2L					2W
2W				3L				3L				2W

Figure 3: 13x13 variant of SCRABBLE board

expert players, and less for novice players respectively. Novice used to enjoy this type of game as a skill-based game, but once they become an expert player, only individual skill is not enough to beat the opponent since there are some other unexpected factors towards a game, e.g., chance, teamwork and imperfect information. This would offer the fun-game experience. On the contrary, tendency of decreasing would indicate the competitive-game experience. In case

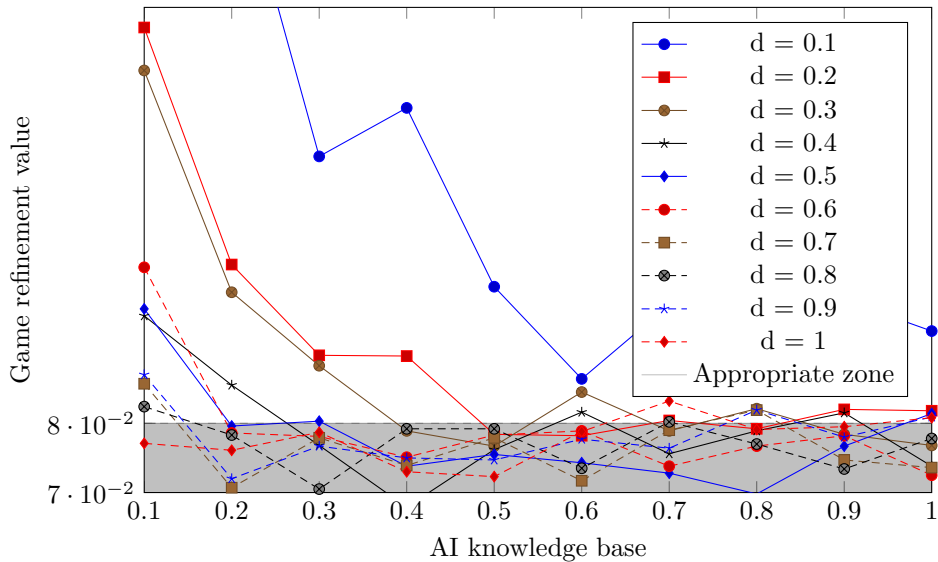


Figure 4: Measures of game refinement and AI knowledge base: 13x13 variation of SCRABBLE matches between AIs with different knowledge base on various dictionary size

Table 5: Tendency of game refinement measure changes for different size of dictionary

Dictionary size	GR tendency
0.01 - 0.1	Dec
0.2 - 0.6	Dec then Inc
0.7 - 0.9	Inc
1	Inc then Dec

where tendency is decreasing-then-increasing, it combines both experiences in the different phase. At the beginning, players may feel the competitive-game experience, which is followed by the fun-game experience. On the other hand, the results using complexity measure are shown in Fig. 5.

5.3 Learning Coefficient and Summary

For every dictionary size, we have compared the learning coefficient as shown in Fig. 6. The peak of the highest complexity slope per dictionary size is at 4% of dictionary size. Despite that, the corresponding game refinement measure is relatively uncomfortable. The good balance between entertainment and education would be around 10% to 20% of dictionary size. We show, in Table 6, the summary of our results in this study.

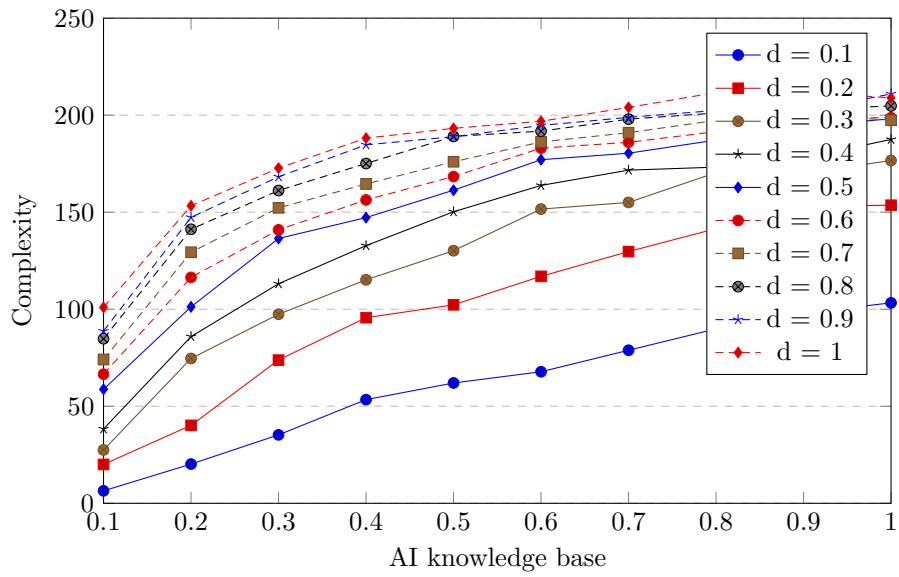


Figure 5: Complexity and AI knowledge base: standard SCRABBLE matches between AIs with different knowledge base on various dictionary size

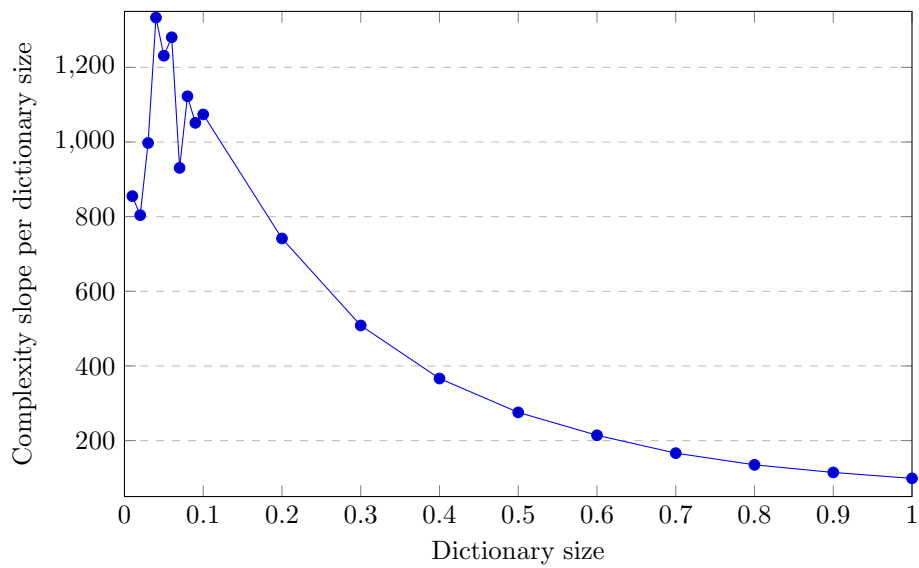


Figure 6: Relation between dictionary size and corresponding learning coefficient

Table 6: Summary of analyzing SCRABBLE using game refinement measure and learning coefficient

Variation	Board size	d	GR	GR tendency	Learning coefficient
Standard	15x15	1	0.0751 – 0.0926	Inc then Dec	98.7323
Entertainment	13x13	1	0.0771 – 0.0808	Dec then inc	140.9987
Education	15x15	0.04	0.0951 – 0.3843	Dec	1333.335
Balance	15x15	0.1	0.0731 – 0.2204	Dec	1073.907

6 Concluding Remarks

According to the study, SCRABBLE players would feel fun-game experience (i.e., entertainment) more than the educational experience. We proposed three ways of possible improvement: entertainment enhancement, education enhancement, and the good balance between them. SCRABBLE yields excessive branching factors. This results in that game refinement measures are higher than the appropriate zone. Entertainment enhancement can be done by reducing the standard board size (15x15) to 13x13. This can improve game refinement values significantly, specifically for native speakers to enjoy the competitive environment. On the other hand, we can also enhance SCRABBLE with the educational dimension. For this purpose we proposed two new models with focus on complexity and learning coefficient. Educational enhancement can be done by maximizing the learning coefficient value, while the good balance between entertainment and enhancement can be found by trading off.

Acknowledgments.

This research is funded by a grant from the Japan Society for the Promotion of Science, in the framework of the Grant-in-Aid for Challenging Exploratory Research.

References

- [1] Victor, A. L.: Searching for Solutions in Games and Artificial Intelligence, Ph.D.Thesis, Maastricht University. (1994)
- [2] Kananat, Suwanviwatana, Jean-Christophe Terrillon, and Hiroyuki Iida. "Gamification and Scrabble." Games and Learning Alliance. Springer International Publishing, 2016. 405-414.
- [3] Iida, H., Takahara, K., Nagashima, J., Kajihara, Y., Hashimoto, T.: An application of game-refinement theory to Mah Jong. In: Rauterberg, M. (ed.) ICEC 2004. LNCS, vol. 3166, pp. 333–338. Springer, Heidelberg (2004)

- [4] Sutionon, A.P., Purwarianti, A., Iida, H.: A mathematical model of game refinement. *International Conference on Intelligent Technologies for Interactive Entertainment*. pp. 148–151. Springer International Publishing (2014)
- [5] Nathan, N., and Iida H.: Game refinement theory and its application to score limit games. *2014 IEEE Games Media Entertainment (GEM)*. (2014)
- [6] Ramadhan, A., Maulidevi N.U., Iida H.: Game refinement theory and multi-player games: case study using UNO. *The Seventh International Conference on Information, Process, and Knowledge Management*. pp.119–125. (2015)
- [7] Xiong, S., Zuo, L., Chiewvanichakorn R., Iida H.: Quantifying engagement of various games. *The 19th Game Programming Workshop 2014*. pp.101–106. (2014)
- [8] Campbell, Murray, A. Joseph Hoane, and Feng-hsiung Hsu. "Deep blue." *Artificial intelligence* 134.1-2 (2002): 57-83.
- [9] Silver, David, et al. "Mastering the game of Go with deep neural networks and tree search." *Nature* 529.7587 (2016): 484-489.
- [10] cross-tables.com - SCRABBLE® tournaments, statistics, and community, <http://www.cross-tables.com/>