

Discovery of 105 Hz coherent pulsations in the ultracompact binary *IGR J16597–3704*

A. Sanna¹, A. Bahramian², E. Bozzo³, C. Heinke⁴, D. Altamirano⁵, R. Wijnands⁶, N. Degenaar⁶, T. Maccarone⁷, A. Riggio¹, T. Di Salvo⁸, R. Iaria⁸, M. Burgay⁹, A. Possenti⁹, C. Ferrigno³, A. Papitto¹⁰, G. R. Sivakoff⁴, N. D’Amico^{1,9}
L. Burderi¹

¹ Dipartimento di Fisica, Università degli Studi di Cagliari, SP Monserrato-Sestu km 0.7, 09042 Monserrato, Italy
e-mail: andrea.sanna@dsf.unica.it

² Department of Physics and Astronomy, Michigan State University, East Lansing, MI, USA

³ ISDC, Department of Astronomy, University of Geneva, Chemin d’Écogia 16, CH-1290 Versoix, Switzerland

⁴ University of Alberta, Physics Dept., CCIS 4-181, Edmonton, AB T6G 2E1

⁵ Physics and Astronomy, University of Southampton, Southampton, Hampshire SO17 1BJ, UK

⁶ Anton Pannekoek Institute for Astronomy, University of Amsterdam, Science Park 904, 1098 XH, Amsterdam, the Netherlands

⁷ Department of Physics, Box 41051, Science Building, Texas Tech University, Lubbock TX, 79409-1051, USA

⁸ Università degli Studi di Palermo, Dipartimento di Fisica e Chimica, via Archirafi 36, 90123 Palermo, Italy

⁹ INAF, Osservatorio Astronomico di Cagliari, Via della Scienza 5, I-09047 Selargius (CA), Italy

¹⁰ INAF, Osservatorio Astronomico di Roma, Via di Frascati 33, I-00044, Monteporzio Catone (Roma), Italy

Received -; accepted

ABSTRACT

We report the discovery of X-ray pulsations at 105.2 Hz (9.5 ms) from the transient X-ray binary *IGR J16597–3704* using *NuSTAR* and *Swift*. The source was discovered by *INTEGRAL* in the globular cluster NGC 6256 at a distance of 9.1 kpc. The X-ray pulsations show a clear Doppler modulation implying an orbital period of ~ 46 minutes and a projected semi-major axis of ~ 5 lt-ms, which makes *IGR J16597–3704* an ultracompact X-ray binary system. We estimated a minimum companion mass of $6.5 \times 10^{-3} M_{\odot}$, assuming a neutron star mass of $1.4 M_{\odot}$, and an inclination angle of $< 75^{\circ}$ (suggested by the absence of eclipses or dips in its light-curve). The broad-band energy spectrum of the source is well described by a disk blackbody component ($kT \sim 1.4$ keV) plus a comptonised power-law with photon index ~ 2.3 and an electron temperature of ~ 30 keV. Radio pulsations from the source were searched for with the Parkes observatory and not detected.

Key words. X-rays: binaries; stars:neutron; accretion, accretion disc, *IGR J16597–3704*

1. Introduction

So far, 19 accreting millisecond X-ray pulsars (AMXP) were discovered in low mass X-ray binaries, with spin periods ranging from 1.7 ms to 6.1 ms (e.g., Burderi & Di Salvo 2013; Patruno et al. 2017). The short periods of these sources are the result of the long-lasting mass transfer from the companion star via Roche-lobe overflow (Alpar et al. 1982), a scenario that was observationally confirmed by the discovery of transitional binary pulsars (see Papitto et al. 2013, and references therein). Almost a third of the total sample of AMXPs is classified as *ultracompact* binary systems, showing extremely short orbital periods ($P_{\text{orb}} < 1$ hrs; Galloway et al. 2002; Markwardt et al. 2002; Kirsch et al. 2004; Krimm et al. 2007; Altamirano et al. 2010; Sanna et al. 2017b). The rest of the sample have $P_{\text{orb}} < 12$ hrs, except for Aql X–1 ($P_{\text{orb}} \sim 19$ hrs; Welsh et al. 2000). The distribution of short orbital periods suggests that typical AMXP companion star have masses below $0.2 M_{\odot}$ (Patruno & Watts 2012).

We report here on the discovery of millisecond X-ray pulsations from *IGR J16597–3704*, a transient source discovered by *INTEGRAL* on 2017 October 21 (Bozzo et al. 2017a) and localised within the globular cluster NCG 6256 at 9.1 kpc (Bozzo et al. 2017b; Valenti et al. 2007). The best known po-

sition of the source is at RA = $16^{\text{h}}59^{\text{m}}32.9007^{\text{s}} \pm 0.0021^{\text{s}}$, DEC = $-37^{\circ}07'14.22'' \pm 0.18''$ (Tetarenko et al. 2017).

2. Observations and data reduction

2.1. NuSTAR

NuSTAR (Harrison et al. 2013) observed *IGR J16597–3704* (Obs.ID. 90301324001) on 2017 October 26 at 12:16 UTC for an elapsed time of ~ 84 ks, corresponding to a total exposure of ~ 42 ks. We performed standard screening and filtering of the events using the *NuSTAR* data analysis software (NUSTARDAS) version 1.5.1. We extracted source events from the two focal plane modules (FMPA and FMPB) within a circular region of radius $100''$ for the light curve and $60''$ for the spectrum, centered on the source position. Similar regions, but centered away from the source, were used to extract the background products. Response files were generated using the NUPRODUCTS pipeline and the photon arrival times were barycenter-corrected by using the BARYCORR tool. No Type-I bursts were recorded during the observation.

2.2. INTEGRAL

We considered all the public available *INTEGRAL* science windows for IBIS/ISGRI (20–100 keV, [Lebrun et al. 2003](#); [Ubertini et al. 2003](#)) that were performed in the direction of *IGR J16597–3704* during the outburst (i.e., revolutions 1876 and 1878, covering from 2017 October 21 at 04:40 to October 27 at 14:51, UTC). During this period, the source was not detected by JEM-X ([Lund et al. 2003](#)) due to the large off-axis position ([Bozzo et al. 2017a](#)). All the *INTEGRAL* public data were analysed using version 10.2 of the OSA software ([Courvoisier et al. 2003](#)). *IGR J16597–3704* was detected in the total IBIS/ISGRI 20–40 keV mosaic at 10σ . We extracted a single ISGRI spectrum using the entire exposure time available (53 ks).

2.3. Swift

We used one *Swift*/XRT ([Gehrels et al. 2004](#)) observation of *IGR J16597–3704* taken on 2017 October 25 at 07:51 (UTC) in WT mode (1 ks). We processed the XRT data with XRTPIPELINE version 0.13.4, extracted source and background spectra using XSELECT, and produced an ancillary response file for the spectrum with XRTMKARF. We used circular extraction regions with radii of 20 pixels ($\sim 47''$) for both the source and background, considering only grade 0 events to avoid low-energy calibration issues.

2.4. Radio Observations with Parkes

IGR J16597–3704 was observed for 2.9 hrs on 2017 November 3 at the Parkes radio telescope with the aim of searching for radio pulsations. The data were collected using the BPSR backend over a bandwidth of 400 MHz (reduced to 315 after interference removal) centered at 1382 MHz and split into 1024 frequency channels. The signal was 2-bit sampled every $64\ \mu\text{s}$. Data were folded using the X-ray ephemeris of Tab. 1 and searched over dispersion measures $\text{DM} < 700\ \text{pc}/\text{cm}^3$ (the nominal DM expected for NGC 6256 ranges from 250 to $450\ \text{pc}/\text{cm}^3$; [Taylor & Cordes 1993](#); [Cordes & Lazio 2002](#); [Schnitzeler 2012](#); [Yao et al. 2017](#)). Data were also folded with different trial values in T_{NOD} while the uncertainty on the other parameters was neglected as it would affect the width of the folded profile by $< 10\%$. No radio pulsation were found down to a flux density of 0.05 mJy.

3. Data analysis

3.1. Timing analysis

To search for coherent signals we extracted a power density spectrum (PDS) from the *NuSTAR* observation by averaging together 9 power spectra produced over 4096 seconds of data (Fig. 1). The PDS shows a highly significant ($>100\sigma$) broad double-peaked signal with central frequency $\sim 105.175\ \text{Hz}$ and width $\sim 1.5 \times 10^{-3}\ \text{Hz}$. Moreover, two prominent spikes at $\sim 210\ \text{Hz}$ and $\sim 315\ \text{Hz}$ (harmonically related with the strongest peak) are also clearly visible. To produce an orbital solution for the neutron star (NS), we created power density spectra every 512 s and inspected them for significant features in the $1.5 \times 10^{-3}\ \text{Hz}$ interval around the central frequency value reported above. We modelled the observed spin frequency variation of the signal with respect to the central spin frequency as the binary orbital Doppler shift:

$$\Delta\nu = \Delta\nu_0 - \frac{2\pi\nu_0 x}{P_{\text{orb}}} \cos\left(\frac{2\pi(t - T_{\text{NOD}})}{P_{\text{orb}}}\right) \quad (1)$$

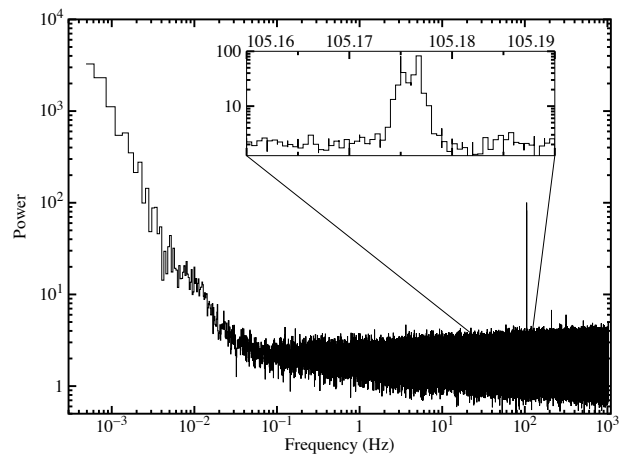


Fig. 1. Leahy normalised ([Leahy et al. 1983](#)) PDS, produced by averaging 4096 s-long segments of *NuSTAR* data. The fundamental frequency ($\sim 105\ \text{Hz}$), as well as the second and third harmonic, are clearly visible in the power spectrum. The inset shows a zoom of the double-peaked profile of the fundamental frequency.

where ν_0 is the spin frequency, x is the projected semi-major axis of the NS orbit in light seconds, P_{orb} is the orbital period, and T_{NOD} is the time of passage through the ascending node. We found: $P_{\text{orb}} = 2751(2)\ \text{s}$, $x = 0.0052(2)\ \text{lt-s}$, $T_{\text{NOD}} = 58052.4898(5)\ \text{(MJD)}$, and $\nu_0 = 105.17582(4)\ \text{Hz}$.

We then corrected the photon time of arrivals for the binary motion by applying the orbital ephemeris previously reported through the recursive formula

$$t + x \sin\left(\frac{2\pi}{P_{\text{orb}}}(t - T_{\text{NOD}})\right) = t_{\text{arr}} \quad (2)$$

where t is the photon emission time, t_{arr} is the photon arrival time to the Solar System barycentre, and the second term on the left side of Eq. 2 represents the projection along the line of sight of the distance between the NS and the barycenter of the binary system in light seconds assuming almost circular orbits (eccentricity $e \ll 1$). We epoch-folded segments of ~ 250 seconds in 16 phase bins at the frequency $\nu_0 = 105.17582(4)\ \text{Hz}$ obtained above. Each pulse profile was modelled with a sinusoid of unitary period, to determine the corresponding amplitude and the fractional part of the epoch-folded phase residual. We selected only profiles with the ratio of the amplitude of the sinusoid to its 1σ uncertainty larger than three. The second and third harmonic components were only significantly detected in less than 10% of the total number of intervals.

To investigate the temporal evolution of the pulse phase delays we used:

$$\Delta\phi(t) = \phi_0 + \Delta\nu_0(t - T_0) - \frac{1}{2}\dot{\nu}(t - T_0)^2 + R_{\text{orb}}(t) \quad (3)$$

where T_0 represents the reference epoch for the timing solution, $\Delta\nu_0 = (\nu_0 - \bar{\nu})$ is the correction at the reference epoch of the spin frequency used to epoch-fold the data, $\dot{\nu}$ is the spin frequency derivative, and R_{orb} is the Roemer delay generated by the differential corrections to the ephemeris applied to correct the photon time of arrivals (e.g. [Deeter et al. 1981](#)). The described process was iterated for each new set of orbital parameters obtained from the analysis, until no significant differential corrections were found for the parameters of the model. Best-fit parameters with and without a spin frequency derivative are shown

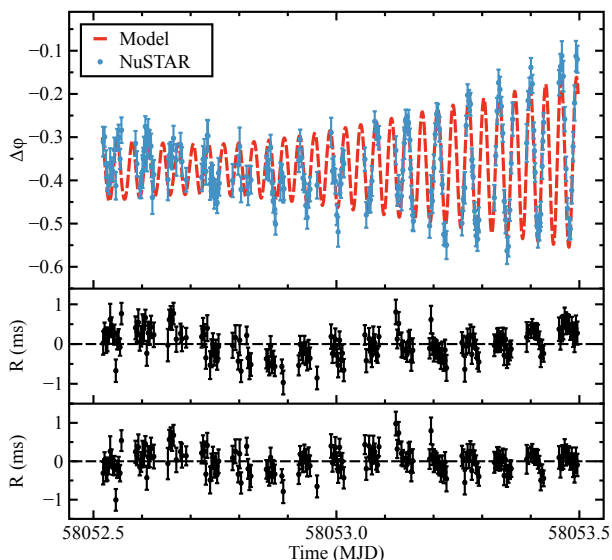


Fig. 2. *Top panel* - Pulse phase delays as a function of time computed by epoch-folding ~ 250 s-long intervals of *NuSTAR* data, together with the best-fit model (red dotted line, see text). *Middle panel* - Residuals in ms with respect to the best-fit orbital solution including a linear model for the pulse phase delays. *Bottom panel* - Residuals in ms with respect to the best-fit orbital solution including a quadratic model for the pulse phase delays.

in Tab. 1. The measured derivative is several orders of magnitudes larger than typically observed in AMXPs, and we thus ascribe it to the *NuSTAR* internal clock drift, following a number of previous findings in the literature (Madsen et al. 2015; Sanna et al. 2017b,a,c). Figure 2 shows the pulse phase delays with the best-fitting model (top panel), and the corresponding residuals with respect to the model including a linear (middle panel) and a quadratic component (bottom panel) to fit the time evolution of pulse phase delays, respectively.

In Fig. 3 we show the best pulse profile obtained by epoch-folding the *NuSTAR* data with the parameters reported in Tab. 1 and sampling the signal in 100 phase bins. The peculiar pulse shape is well fitted with a combination of four sinusoids, where the fundamental, second, third and fourth harmonics have fractional amplitudes of $\sim 14\%$, $\sim 4\%$, $\sim 3.8\%$ and $\sim 0.9\%$, respectively. The presence of harmonics of the fundamental frequency is consistent with the results shown in the power density spectrum in Fig. 1.

Using the orbital binary parameters estimated from the *NuSTAR* timing analysis, we corrected the photon arrival times collected with *Swift*/*XRT*. We applied epoch-folding search techniques around the spin frequency reported in Tab. 1 with frequency steps of 10^{-5} Hz for a total of 101 steps. We significantly detected X-ray pulsations at the frequency $\nu = 105.1757(2)$ Hz, consistent within errors with the value obtained from the *NuSTAR* data.

3.2. Spectral analysis

We performed spectral analysis with Xspec 12.9.1n (Arnaud 1996) and fit near-simultaneous spectra in the 0.5–10 keV range for *Swift*/*XRT*, 3–78 keV for *NuSTAR*, and 20–100 keV for *IBIS*/*ISGRI* (Fig. 4). We assumed Wilms et al. (2000) elemental abundances and Verner et al. (1996) photo-electric cross-sections to model the interstellar medium. We allowed for a nor-

Table 1. Orbital parameters and spin frequency of IGR J16597–3704 estimated from the *NuSTAR* data. Left: without including a frequency derivative. Right: including a frequency derivative. Errors are at 1σ confidence level. Uncertainties are also scaled by a factor $\sqrt{\chi^2_{\text{red}}}$ to take into account the large value of the reduced χ^2 .

Parameters	<i>NuSTAR</i>	
R.A. (J2000)	$16^{\text{h}}59^{\text{m}}32.9007^{\text{s}} \pm 0.0021^{\text{s}}$	
DEC (J2000)	$-37^{\circ}07'14.22'' \pm 0.18''$	
P_{orb} (s)	2758.3(3)	2758.2(3)
x (lt-s)	0.00482(4)	0.00480(3)
T_{NOD} (MJD)	58052.4892(2)	58052.4892(1)
e	$< 4 \times 10^{-2}$	$< 4 \times 10^{-2}$
ν_0 (Hz)	105.1758240(1)	105.1758271(3)
$\dot{\nu}$ (Hz/s)	–	$-7.2(8) \times 10^{-11}$
T_0 (MJD)	58052.5	58052.5
$\chi^2_{\text{red}}/\text{d.o.f.}$	315.14/165	210.37/164

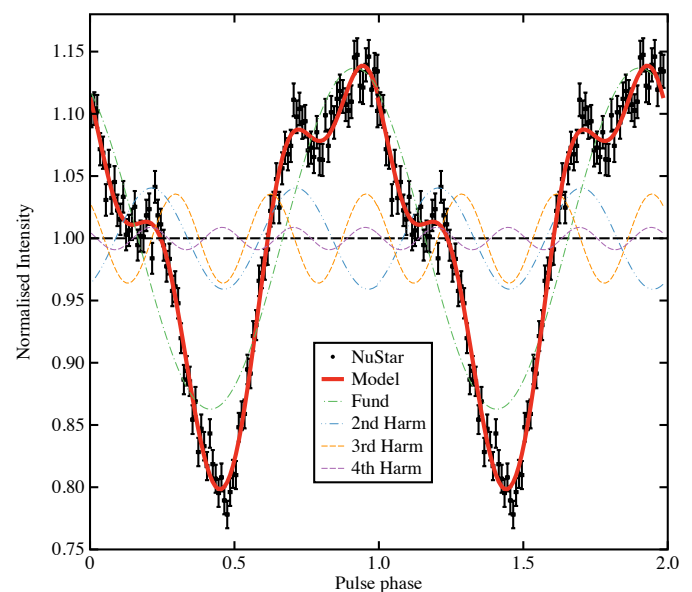


Fig. 3. Pulse profile (black points) obtained from the epoch-folded *NuSTAR* data. The best fit model obtained by combining four sinusoids with harmonically related periods is also shown (red line). Two cycles of the pulse profile are shown for clarity.

malisation coefficient between instruments, to account for cross-instrument calibration offsets and the possibility of source variation.

The spectra are well-described ($\chi^2_{\text{red}}/\text{d.o.f.}=1.02/652$) by an absorbed disk blackbody plus thermally comptonized continuum with seed photons from the blackbody radiation (constxtbabs[x(diskbb+nthcomp)] in Xspec). The measured absorption column density of $(8.2 \pm 1.0) \times 10^{21} \text{ cm}^{-2}$ is consistent with that expected in the direction of the source ($\sim 9.5 \times 10^{21} \text{ cm}^{-2}$) using the cluster A_V (Harris 1996, 2010 revision) and the appropriate conversion from A_V to N_H assuming Wilms abundances (Bahramian et al. 2015; Foight et al. 2016). We obtained from the fit an inner disk temperature of 1.42 ± 0.07 keV, a power-law photon index of $2.3^{+0.2}_{-0.1}$, a blackbody seed photon temperature of 2.6 ± 0.1 keV, and a (poorly constrained) electron temperature of ~ 30 keV. We found no evidence for spectral lines (e.g., Iron K- α) or reflection humps.

4. Discussion

With the discovery of pulsations at ~ 105 Hz from IGR J16597–3704 and the measurement of its orbital period at al-

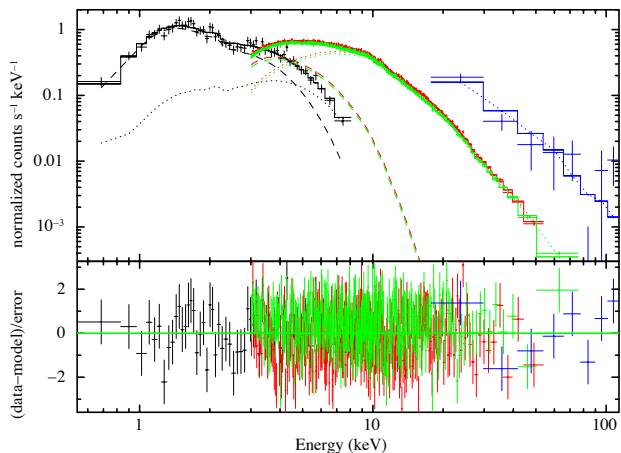


Fig. 4. Broad-band spectrum of *IGR J16597–3704* (*Swift* in black, *NuSTAR* FPMA (FPMB) in red (green), and *IBIS/ISGRI* in blue). The dashed and dotted lines represent the disk-blackbody and Comptonization components of our model, respectively.

most 46 min, we identify the source as the 20th known AMXP and a new member of the ultracompact low mass X-ray binaries. The X-ray spectrum of *IGR J16597–3704* is typical for an AMXP in outburst (e.g. Falanga et al. 2013) and the non-detection of radio pulsations at the time of the Parkes observation is compatible with the fact that the X-ray outburst was still on-going. Assuming a typical pulsar spectral index of 1.6, the source previously detected at the VLA at 10 GHz (Tetarenko et al. 2017) would have a 1.4 GHz flux of 0.4 mJy. This would imply that the emission detected at the VLA is not pulsed and is most likely related to a radio-jet.

The system mass function $f(m_2, m_1, i) \sim 1.2 \times 10^{-7} M_\odot$ and the lack of eclipses/dips in the X-ray light curve of the source allow us to constrain the mass of the donor star (m_2). Considering an upper limit on the system inclination angle of $i \leq 75^\circ$ (suggested by the absence of eclipses or dips in its light-curve) and assuming a $1.4 M_\odot$ ($2 M_\odot$) NS, we obtain $m_2 \gtrsim 0.0065 M_\odot$ ($m_2 \gtrsim 0.008 M_\odot$). This is consistent with the expected companion mass of $\sim 0.01 M_\odot$ for an ultracompact NS binary in a 46-minute orbital period (e.g. van Haften et al. 2012). While the orbital properties of the system allow for a lower inclination angle and a higher mass, the requirement that the star also must fill its Roche lobe disfavors the higher mass solutions.

Given the measured unabsorbed flux of $\sim 6.5 \times 10^{-10}$ erg s^{-1} cm^2 (0.5–100 keV), we estimate a source luminosity $L = 6.5 \times 10^{36}$ erg s^{-1} . Under the assumption that the torques on the accreting X-ray pulsar are in equilibrium, we make a rough estimate of the dipolar magnetic field of the NS:

$$B = 4.2 \zeta^{-7/4} \left(\frac{P_{\text{spin}}}{10 \text{ ms}} \right)^{7/6} \left(\frac{M}{1.4 M_\odot} \right)^{1/3} \left(\frac{\dot{M}}{10^{-10} M_\odot \text{ yr}^{-1}} \right)^{1/2} 10^8 \text{ G}, \quad (4)$$

where ζ is a model-dependent dimensionless factor ranging between 0.1 and 1 that describes the relation between the magnetospheric radius and the Alfvén radius (see e.g., Ghosh & Lamb 1979; Wang 1996; Bozzo et al. 2009), P_{spin} represents the pulsar spin period in ms, M is the NS mass and \dot{M} is the rate of mass accreted onto the NS surface. Assuming a NS with $R = 10$ km

and mass $M = 1.4 M_\odot$, we obtain $\dot{M} \approx 5.5 \times 10^{-10} M_\odot \text{ yr}^{-1}$ and a dipolar magnetic field of $9.2 \times 10^8 < B < 5.2 \times 10^{10}$ G. This is significantly larger than the average magnetic field of known AMXPs (see e.g., Mukherjee et al. 2015; Degenaar et al. 2017). Combined with the higher-than-average spin period of the source, this magnetic field suggests that *IGR J16597–3704* is being observed in a relatively early stage of its recycling process. The mass required to spin-up an old slowly-rotating neutron star up to ~ 105 Hz (of the order of $10^{-3} M_\odot$; e.g., Burderi et al. 1999) does not efficiently suppress the dipolar magnetic field, which limits the neutron star spin period. The large magnetic field combined with the moderately long spin period could be also responsible for the structured pulse profile, as well as the lack of emission lines and reflection components in the energy spectrum.

Acknowledgements. We thank the *NuSTAR*, *Swift*, and *Parkes* teams for the rapid scheduling of the ToO observation of *IGR J16597–3704*. DA acknowledges support from the Royal Society. ND is supported by a Vidi grant awarded by the Netherlands organization for scientific research (NWO). We acknowledge financial contribution from the agreement ASI-INAF I/037/12/0, and the International Space Science Institute (ISSI) Bern, which funded and hosted the international team “The disk-magnetosphere interaction around transitional millisecond pulsars”. The Parkes radio telescope is part of the Australia Telescope National Facility which is funded by the Australian Government for operation as a National Facility managed by CSIRO. COH and GRS are supported by NSERC Discovery Programme for Research and Innovation under the Marie Skłodowska-Curie Individual Fellowship grant agreement 660657-TMSP-H2020-MSCA-IF-2014.

References

- Alpar, M. A., Cheng, A. F., Ruderman, M. A., & Shaham, J. 1982, *Nature*, 300, 728
- Altamirano, D., Patruno, A., Heinke, C. O., et al. 2010, *ApJ*, 712, L58
- Arnaud, K. A. 1996, in *Astronomical Society of the Pacific Conference Series*, Vol. 101, *Astronomical Data Analysis Software and Systems V*, ed. G. H. Jacoby & J. Barnes, 17
- Bahramian, A., Altamirano, D., Heinke, C., et al. 2015, *The Astronomer’s Telegram*, 7242, 1
- Bozzo, E., Grinberg, V., Wilms, J., et al. 2017a, *The Astronomer’s Telegram*, 10880
- Bozzo, E., Grinberg, V., Wilms, J., et al. 2017b, *The Astronomer’s Telegram*, 10881
- Bozzo, E., Stella, L., Vietri, M., & Ghosh, P. 2009, *A&A*, 493, 809
- Burderi, L. & Di Salvo, T. 2013, *Mem. Soc. Astron. Italiana*, 84, 117
- Burderi, L., Possenti, A., Colpi, M., Di Salvo, T., & D’Amico, N. 1999, *ApJ*, 519, 285
- Cordes, J. M. & Lazio, T. J. W. 2002, *ArXiv Astrophysics e-prints* [astro-ph/0207156]
- Courvoisier, T., Walter, R., Beckmann, V., et al. 2003, *A&A*, 411, L53
- Deeter, J. E., Boynton, P. E., & Pravdo, S. H. 1981, *ApJ*, 247, 1003
- Degenaar, N., Pinto, C., Miller, J. M., et al. 2017, *MNRAS*, 464, 398
- Falanga, M., Kuiper, L., Poutanen, J., et al. 2013, *ArXiv e-prints* [arXiv:1302.2843]
- Foight, D. R., Güver, T., Özel, F., & Slane, P. O. 2016, *ApJ*, 826, 66
- Galloway, D. K., Chakrabarty, D., Morgan, E. H., & Remillard, R. A. 2002, *ApJ*, 576, L137
- Gehrels, N., Chincarini, G., Giommi, P., et al. 2004, *ApJ*, 611, 1005
- Ghosh, P. & Lamb, F. K. 1979, *ApJ*, 232, 259
- Harris, W. E. 1996, *AJ*, 112, 1487
- Harrison, F. A., Craig, W. W., Christensen, F. E., et al. 2013, *ApJ*, 770, 103
- Kirsch, M. G. F., Mukherjee, K., Breithellner, M. G., et al. 2004, *A&A*, 423, L9
- Krimm, H. A., Markwardt, C. B., Deloye, C. J., et al. 2007, *ApJ*, 668, L147
- Leahy, D. A., Darbro, W., Elsner, R. F., et al. 1983, *ApJ*, 266, 160
- Lebrun, F., Leray, J. P., Lavocat, P., et al. 2003, *A&A*, 411, L141
- Lund, N., Budtz-Jørgensen, C., Westergaard, N. J., et al. 2003, *A&A*, 411, L231
- Madsen, K. K., Harrison, F. A., Markwardt, C. B., et al. 2015, *ApJS*, 220, 8
- Markwardt, C. B., Swank, J. H., Strohmayer, T. E., in ’t Zand, J. J. M., & Marshall, F. E. 2002, *ApJ*, 575, L21
- Mukherjee, D., Bult, P., van der Klis, M., & Bhattacharya, D. 2015, *MNRAS*, 452, 3994
- Papitto, A., Ferrigno, C., Bozzo, E., et al. 2013, *Nature*, 501, 517

- Patruno, A., Haskell, B., & Andersson, N. 2017, ArXiv e-prints [arXiv:1705.07669]
- Patruno, A. & Watts, A. L. 2012, ArXiv e-prints [arXiv:1206.2727]
- Sanna, A., Di Salvo, T., Burderi, L., et al. 2017a, ArXiv e-prints [arXiv:1706.06554]
- Sanna, A., Papitto, A., Burderi, L., et al. 2017b, A&A, 598, A34
- Sanna, A., Pintore, F., Bozzo, E., et al. 2017c, MNRAS, 466, 2910
- Schnitzeler, D. H. F. M. 2012, MNRAS, 427, 664
- Taylor, J. H. & Cordes, J. M. 1993, ApJ, 411, 674
- Tetarenko, A. J., Bahramian, A., Sivakoff, G. R., et al. 2017, The Astronomer's Telegram, 10894
- Ubertini, P., Lebrun, F., Di Cocco, G., et al. 2003, A&A, 411, L131
- Valenti, E., Ferraro, F. R., & Origlia, L. 2007, AJ, 133, 1287
- van Haften, L. M., Nelemans, G., Voss, R., Wood, M. A., & Kuijpers, J. 2012, A&A, 537, A104
- Verner, D. A., Ferland, G. J., Korista, K. T., & Yakovlev, D. G. 1996, ApJ, 465, 487
- Wang, Y.-M. 1996, ApJ, 465, L111
- Welsh, W. F., Robinson, E. L., & Young, P. 2000, AJ, 120, 943
- Wilms, J., Allen, A., & McCray, R. 2000, ApJ, 542, 914
- Yao, J. M., Manchester, R. N., & Wang, N. 2017, ApJ, 835, 29