

Electron conduction in solid state via time varying wavevectors

Navin Khaneja ^{*†}

August 12, 2018

Abstract

In this paper, we study electron wavepacket dynamics in electric and magnetic fields. We rigorously derive the semiclassical equations of electron dynamics in electric and magnetic fields. We do it both for free electron and electron in a periodic potential. We do this by introducing time varying wavevectors $k(t)$. In the presence of magnetic field, our wavepacket reproduces the classical cyclotron orbits once the origin of the Schrödinger equation is correctly chosen to be center of cyclotron orbit. In the presence of both electric and magnetic fields, our equations for wavepacket dynamics differ from classical Lorentz force equations. We show that in a periodic potential, on application of electric field, the electron wave function adiabatically follows the wavefunction of a time varying Bloch wavevector $k(t)$, with its energies suitably shifted with time. We derive the effective mass equation and discuss conduction in conductors and insulators.

1 Introduction

In this paper, we study electron wavepacket dynamics in the electric and magnetic fields by introducing time varying wavevectors $k(t)$. We do it both for free electron and electron in a

^{*}To whom correspondence may be addressed. Email:navinkhaneja@gmail.com

[†]Systems and Control Engineering, IIT Bombay, Powai - 400076, India.

periodic potential. We derive the equation of group velocity of electron wavepacket in electric and magnetic fields from first principle. We rigorously derive the semiclassical equations of electron in electric and magnetic fields. In solid state physics, the semiclassical equations of electron dynamics in electric and magnetic fields are well established and studied [1]-[8]. The classical derivation goes something like the following [1]. Suppose the electron wavepacket is assembled near a wavevector k , with group velocity $v_g = \frac{d\omega}{dk}$ with ω related to energy ϵ as $\epsilon = \hbar\omega$. The work done on the electron by the electric field E in time Δt is

$$\begin{aligned}\Delta\epsilon &= -eE v_g \Delta t, \\ \Delta\epsilon &= \frac{d\epsilon}{dk} \Delta k = \hbar v_g \Delta k.\end{aligned}$$

Comparing above two equations we get

$$\hbar \frac{dk}{dt} = -eE,$$

which can be written for a more general force F as $\hbar \frac{dk}{dt} = F$, and with a electric-magnetic field it becomes

$$\hbar \frac{dk}{dt} = -e(E + v_g \times B).$$

Although above derivation is intuitive, it needs a rigorous justification from the first principles. In this paper, we provide a first principle derivation of electron wavepacket dynamics starting from Schrödinger equation. We show how use of time varying wavevectors $k(t)$ in Schrödinger equation makes entire treatment transparent.

We then study wavepacket dynamics in periodic potential. We show that in a periodic potential, on application of electric field, the electron wave function and energies adiabatically follow the wavefunction and energy of time varying $k(t)$. We derive the effective mass equation and discuss conduction in conductors and insulators. We mention that the dynamics of electrons in homogeneous electric field has been previously studied in [10]-[13]. The paper is organized as follows. For expository reasons, we first start in section 2 with free electrons and develop the use of the time varying wavevectors. In subsequent section 3, we present the results of electron wavepacket dynamics in electric-magnetic fields in a periodic potential in a crystal.

2 Free Electrons

The free electron wavefunction is $\psi = \exp(ikx)$. The momentum is $\frac{\hbar}{i} \frac{\partial}{\partial x}$. This gives the kinetic energy $\epsilon = \frac{p^2}{2m} = \frac{\hbar^2 k^2}{2m}$, which for $\epsilon = \hbar\omega$ gives,

$$\omega(k) = \frac{\hbar k^2}{2m}. \tag{1}$$

The dispersion is a parabola as shown below in figure 1 A.

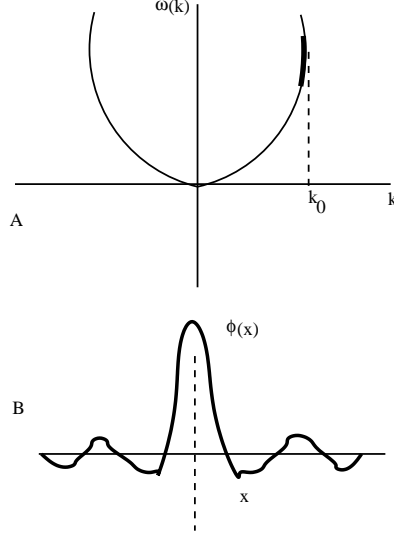


Figure 1: Figure A shows the dispersion $\omega(k)$ vs k for a free electron. Figure B shows a wavepacket centered at k_0 .

Now, consider a wavepacket centered at k_0 shown in figure 1 A, B. The packet takes the form

$$\phi(x) = \frac{1}{\sqrt{N}} \sum_j \exp(ik_j x), \quad \phi(x, t) = \frac{1}{\sqrt{N}} \sum_j \exp(-i\omega(k_j)t) \exp(ik_j x), \quad (2)$$

where $\omega(k_j) = \omega(k_0) + \omega'(k_0)\Delta k_j$ where $\Delta k_j = k_j - k_0$. Denote $v_g = \omega'(k_0) = \frac{\hbar k_0}{m}$, as the group velocity. Then

$$\phi(x, t) = \frac{1}{\sqrt{N}} \exp(i(k_0 x - \omega(k_0)t)) \sum_j \exp(i\Delta k_j(x - v_g t)). \quad (3)$$

The function $f(x) = \frac{1}{\sqrt{N}} \sum_j \exp(i\Delta k_j x) = \frac{2}{\sqrt{N}} \sum_j \cos(\Delta k_j x)$, is centered at origin with width $\propto (\Delta k)^{-1}$ as shown in figure 1 B. Then

$$|\phi(x, t)| = |f(x - v_g t)|, \quad (4)$$

the wavepacket moves with a group velocity v_g .

Now let's apply an electrical field E in the x direction at $t = 0$. Then the Schrödinger equation is

$$i\hbar \frac{\partial \psi}{\partial t} = \frac{1}{2m} (-i\hbar \frac{\partial}{\partial x})^2 + eEx \psi. \quad (5)$$

The equation is satisfied by time varying wavevectors $\exp(ik(t)x)$, where $k(t) = k - \frac{eEt}{\hbar}$, with energy (dispersion) $\omega(k(t)) = \frac{\hbar(k(t))^2}{2m} = \frac{\hbar(k - \frac{eEt}{\hbar})^2}{2m}$, so that the wavefunction becomes

$$\exp(-i \int_0^t \omega(k(\tau)) d\tau) \exp(ik(t)x).$$

The initial wavepacket $\phi(x)$ evolves to $\phi(x, t)$, where,

$$\phi(x) = \frac{1}{\sqrt{N}} \sum_j \exp(ik_j x), \quad \phi(x, t) = \frac{1}{\sqrt{N}} \sum_j \exp(-i \int_0^t \omega(k_j(\tau)) d\tau) \exp(ik_j(t)x). \quad (6)$$

The group velocity

$$v_g(t) = \frac{\hbar k(t)}{m} = \frac{\hbar(k - \frac{eEt}{\hbar})}{m}; \quad \frac{dv_g(t)}{dt} = -\frac{eE}{m}. \quad (7)$$

The electron wavepacket simply accelerates the way we know from classical mechanics. Being more pedagogical, we have

$$\begin{aligned} \phi(x, t) &= \frac{1}{\sqrt{N}} \sum_j \exp(-i \int_0^t \omega(k_j(t))) \exp(ik_j(t)x) \\ &= \frac{1}{\sqrt{N}} \exp(-i \int_0^t \omega(k_0(t))) \exp(ik_0(t)x) \sum_j \exp(i\Delta k_j(x - \int_0^t v_g(\sigma) d\sigma)). \end{aligned} \quad (8)$$

The wavepacket evolves with instantaneous velocity $v_g(t)$.

The above method can be generalized to arbitrary potential. Consider the Schrödinger equation

$$i\hbar \frac{\partial \psi}{\partial t} = (-\frac{\hbar^2}{2m} \frac{\partial}{\partial x^2} - eV(x))\psi. \quad (9)$$

We approximate the potential V by piecewise linear potential such that $V(x) = V(x_i) + V'(x_i)\delta x$, where $\delta x = x - x_i$, as shown in figure 2. We call these regions of linearized potential, cells. We can rewrite the potential in a cell as $V(x) = U(x_i) + V'(x_i)x$

We assume that the wavepacket has large k_0 such that $\Delta k \sim \sqrt{k_0}$ is large and therefore for the wavepacket, $\Delta x \sim (\Delta k)^{-1}$ is small so that it fits well within one cell. Then in this cell, the Schrödinger equation takes the form

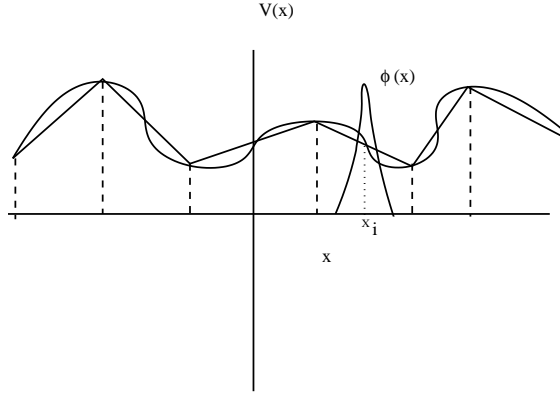


Figure 2: Figure shows linear approximation of potential $V(x)$. The wavepacket $\phi(x)$ is confined to a cell.

$$i\hbar \frac{\partial \psi}{\partial t} = \left(-\frac{\hbar^2}{2m} \frac{\partial^2}{\partial x^2} - eV'(x_i)x - eU(x_i) \right) \psi. \quad (10)$$

Since the wavepacket is confined to a cell, its evolution would be same if the potential we have was not only true in the cell but globally true. This is because the wavepacket doesn't know what the potential is outside the cell, its confined to the cell. Then lets solve the Schrödinger equation with this potential assumed globally true and see how wavepacket evolves.

Then as before for the Schrödinger equation is solved by wavevector $\psi = \exp(ik(t)x)$. Let $x(t)$ denote coordinates of center of wavepacket, then

$$k(t) = k + \frac{e \int_0^t V'(x(\tau)) d\tau}{\hbar}, \quad \omega(k(t)) = \frac{\hbar \left(k + \frac{e \int_0^t V'(x(\tau)) d\tau}{\hbar} \right)^2}{2m} - \frac{e \int_0^t U(x(\tau)) d\tau}{\hbar}. \quad (11)$$

The group velocity

$$v_g(t) = \frac{\hbar \left(k + \frac{e \int_0^t V'(x(\tau)) d\tau}{\hbar} \right)}{m}, \quad \frac{dv_g(t)}{dt} = \frac{eV'(x(t))}{m}. \quad (12)$$

This is classical mechanics. Therefore at high energies where k_0 is large and wavepacket is well confined, i.e., over the packet width, the second order change of potential is small, $V''(x)\Delta x \ll V'(x)$. A linearized potential is a good approximation and evolution in quantum mechanics mimics classical mechanics.

We now consider both electric field E and magnetic field $B\hat{z}$ in z direction. To ease exposition we first consider $E = 0$ case. The magnetic field is incorporated in the Schrödinger equation by use of the gauge $A_x = -\frac{B}{2}y$ and $A_y = \frac{B}{2}x$.

$$i\hbar \frac{\partial \psi}{\partial t} = \frac{1}{2m} \left(\left(\frac{\hbar}{i} \frac{\partial}{\partial x} + eA_x \right)^2 + \left(\frac{\hbar}{i} \frac{\partial}{\partial y} + eA_y \right)^2 \right) \psi. \quad (13)$$

We can write the Schrödinger equation as

$$i\hbar \frac{\partial \psi}{\partial t} = \frac{1}{2m} \left(\left(\frac{\hbar}{i} \frac{\partial}{\partial x} \right)^2 + \left(\frac{\hbar}{i} \frac{\partial}{\partial y} \right)^2 + \frac{e\hbar B}{i} \left(x \frac{\partial}{\partial y} - y \frac{\partial}{\partial x} \right) + \underbrace{\frac{e^2 B^2}{4} (x^2 + y^2)}_{V(x)} \right) \psi. \quad (14)$$

The equation is solved by $\exp((ik_x(t)x + ik_y(t)y))$ with $\frac{dk}{dt}$ as follows. We denote $\mathbf{x}(t) = (x(t), y(t))$ and the cyclotron frequency $\omega_c = \frac{eB}{m}$. Then

$$\frac{dk}{dt} = -\frac{\omega_c}{2} k \times \hat{z} - \frac{\omega_c^2 m}{4\hbar} V'(\mathbf{x}) = \frac{\omega_c}{2} k \times \hat{z} - \frac{\omega_c^2 m}{2\hbar} \mathbf{x}(t). \quad (15)$$

The dispersion $\omega(k(t)) = \frac{\hbar k(t)^2}{2m}$ and $v_g(t) = \frac{\hbar k(t)}{m}$. Then

$$\frac{dv_g}{dt} = -\frac{\omega_c}{2} v_g \times \hat{z} - \frac{\omega_c^2}{2} \mathbf{x}(t) = -\frac{\omega_c}{2} v_g \times \hat{z} - \frac{\omega_c^2}{2} (\mathbf{x}(0) + \int_0^t v_g dt). \quad (16)$$

Suppose we start from $\mathbf{x}(0) = -\left(0, \frac{\hbar k_x(0)}{m}\right)$, with $k_y(0) = 0$, then we have $v_g(t) = \frac{\hbar k_x(0)}{m} (\cos \omega_c t, \sin \omega_c t)$ satisfies the above equation with $\mathbf{x}(t) = \frac{\hbar k_x(0)}{m\omega_c} (\sin \omega_c t, -\cos \omega_c t)$ as shown in Fig. 3, which means

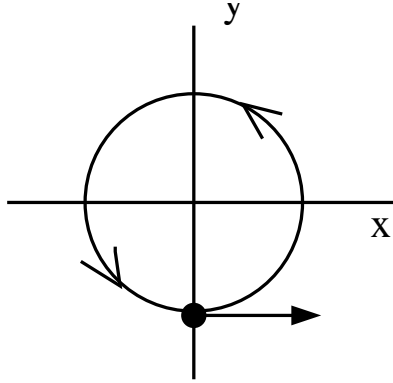


Figure 3: The wavepacket is shown as bold dot which starts along $-y$ axis and circles origin.

$$\dot{v}_g(t) = -\omega_c v_g \times \hat{z} = -\frac{e}{m} v_g \times B. \quad (17)$$

If we differentiate Eq. (16 and 17), we get same equation. In Eq. (16), if $\mathbf{x}(0)$ is chosen so that $(v_g(0), \dot{v}_g(0))$ is same in Eq. (16 and 17) then two equations will produce identical

evolution of $\mathbf{x}(t)$. Therefore Eq. (17) stays valid provided the origin of Schrödinger equation is at center of the cyclotron orbit. We now consider both electric field E and magnetic field $B\hat{z}$ in z direction. We can write the Schrödinger equation with $\mathbf{x}(t) = (x(t), y(t), z(t))$ as

$$i\hbar \frac{\partial \psi}{\partial t} = \frac{1}{2m} \left(\left(\frac{\hbar}{i} \frac{\partial}{\partial x} \right)^2 + \left(\frac{\hbar}{i} \frac{\partial}{\partial y} \right)^2 + \left(\frac{\hbar}{i} \frac{\partial}{\partial z} \right)^2 + \frac{e\hbar B}{i} \left(x \frac{\partial}{\partial y} - y \frac{\partial}{\partial x} \right) + \underbrace{\frac{e^2 B^2}{4} (x^2 + y^2)}_{V(x)} + eE \cdot \mathbf{x} \right) \psi. \quad (18)$$

The equation is solved by $\exp((ik(t) \cdot \mathbf{x}))$ with,

$$\frac{dk}{dt} = -\frac{\omega_c}{2} k \times \hat{z} - \frac{\omega_c^2 m}{2\hbar} \mathbf{x}(t) - \frac{e}{\hbar} E. \quad (19)$$

The dispersion $\omega(k(t)) = \frac{\hbar k(t)^2}{2m}$ and $v_g(t) = \frac{\hbar k(t)}{m}$. Then

$$\frac{dv_g}{dt} = -\frac{e}{2m} v_g \times B - \frac{\omega_c^2}{2} \mathbf{x}(t) - \frac{e}{m} E. \quad (20)$$

Recall the Lorentz force equation is

$$\frac{dv_g}{dt} = -\frac{e}{m} v_g \times B - \frac{e}{m} E. \quad (21)$$

It is important to observe that Eq. (20) and Eq. (21) are different. Just differentiate both equations and we find they evolve different for same $(v_g(0), v_g(0))$. They evolve same when $E = 0$. Thus we claim Eq. (20) is more fundamental (In Eq. (20), for $E = 0$, we get cyclotron orbits if we choose our origin of Schrödinger equation (14) correct).

3 Electrons in Periodic Potential

We now turn to electrons in a periodic potential created by periodic arrangement of ions in crystal. Once again to ease exposition, we first analyze in one dimension. Let a be the lattice constant such that periodic potential $V(x) = V(x + a)$. We can Fourier decompose

$$V(x) = \sum_k V_k \exp(ikx). \quad V_{-k} = V_k^*$$

The wavefunctions of the Bloch electrons [9] take the general form

$$\psi_k(x) = \exp(ikx) u_{k,n}(x),$$

where k is the crystal momentum lying in range $-\frac{\pi}{a} \leq k \leq \frac{\pi}{a}$, $u_{k,n}(x + a) = u_{k,n}(x)$ is the periodic part of the wavefunction and n is the band index. The corresponding energies $\omega_{k,n}$ are eigenvalues of the system Hamiltonian

$$H = \begin{bmatrix} \ddots & \dots & \dots & \dots & \dots \\ 0 & \frac{\hbar^2(k+\frac{2\pi}{a})^2}{2m} + V_0 & V_1 & \dots & 0 \\ 0 & V_{-1} & \frac{\hbar^2k^2}{2m} + V_0 & V_1 & 0 \\ 0 & 0 & V_{-1} & \frac{\hbar^2(k-\frac{2\pi}{a})^2}{2m} + V_0 & V_1 \\ 0 & \dots & \dots & \dots & \ddots \end{bmatrix}. \quad (22)$$

which for different l , couples free electron states $\exp(i(k + \frac{2\pi l}{a}))$, with the periodic potential.

If $(\dots, a_1, a_0, a_{-1}, \dots)'$ is the eigenvector of H in Eq. (22) corresponding to energy $\epsilon_{k,n} = \hbar\omega_{k,n}$, then

$$u_{k,n}(x) = \sum_l a_l \exp(i\frac{2\pi l}{a}x); \quad \psi_{k,n}(x) = \sum_l a_l \exp(i(k + \frac{2\pi l}{a})x).$$

We now consider when only $n = 0$ is populated, we suppress band index from now with $n = 0$ implied. Now consider a wavepacket around $k = k_0$ written as

$$\phi(x) = \frac{1}{\sqrt{N}} \sum_j \psi_{k_j}(x) = \frac{1}{\sqrt{N}} u(x) \sum_j \exp(ik_j x),$$

where $u_k(x)$ for k around k_0 are approximated to be same $u(x)$. Then this wavepacket evolves as

$$\begin{aligned} \phi(x, t) &= \frac{u(x)}{\sqrt{N}} \sum_j \exp(-i\omega(k_j)t) \exp(ik_j x) \\ &= \frac{u(x)}{\sqrt{N}} \exp(-i\omega(k_0)t) \exp(ik_0 x) \sum_j \exp(i\Delta k_j(x - v_g t)). \end{aligned}$$

where $v_g = \frac{d\omega}{dk}|_{k_0}$. The wavepacket evolves with velocity v_g .

Now lets analyze the evolution of the wavepacket in the presence of an electric field E , say in x direction. We again introduce time varying $k(t)$ with

$$k(t) = k + \frac{eA(t)}{\hbar}, \quad A(t) = -Et.$$

then

$$H(t) = \begin{bmatrix} \ddots & & & & & \\ & \dots & & & & \\ 0 & \frac{\hbar^2(k + \frac{2\pi}{a} + \frac{eA(t)}{\hbar})^2}{2m} + V_0 & & & & \\ 0 & & V_1 & & & \\ 0 & & & \frac{\hbar^2(k + \frac{eA(t)}{\hbar})^2}{2m} + V_0 & & \\ 0 & & & & V_1 & \\ 0 & & & & & \frac{\hbar^2(k - \frac{2\pi}{a} + \frac{eA(t)}{\hbar})^2}{2m} + V_0 \\ 0 & & & & & & V_1 \\ & & & & & & & \ddots \end{bmatrix}. \quad (23)$$

Then observe

$$\omega_{k,n}(t) = \omega_{k + \frac{eA(t)}{\hbar}, n} = \omega_{k - \frac{eEt}{\hbar}, n}. \quad (24)$$

This is how energies of $H(t)$ change when we apply electric field. To solve for time varying Schrödinger equation we have to realize that for moderate E , the change of $H(t)$ is adiabatic and hence we really just follow the eigenvectors of $H(t)$. To see how this adiabatic following works, say at $t = 0$, we are in the ground state say $X(0)$ (note $X(0) = (\dots, a_1, a_0, a_{-1}, \dots)'$, where $\psi_k(x) = \sum_l a_l \exp(i(k + \frac{2\pi l}{a})x)$.) then $X(t)$ satisfies the Schrödinger equation

$$\dot{X} = \frac{-i}{\hbar} H(t) X.$$

Lets diagonalize $H(t)$ as

$$H(t) = \Theta(t) \Lambda(t) \Theta'(t),$$

where $\Theta(t)$ is matrix of eigenvectors and $\Lambda(t)$ eigenvalues. Let us assume that $V_{-l} = V_l$ in Eq. (23), that is to say periodic potential is symmetric around origin. Then $H(t)$ is symmetric and $\Theta(t)$ a real rotation matrix. As we will see, this will ensure we don't have any geometric phases in our adiabatic evolution. Then we have $\dot{\Theta}(t) = \Omega(t) \Theta$, where $\Omega(t)$ is a skew symmetric matrix and we get for $Y(t) = \Theta'(t) X(t)$,

$$\dot{Y} = \left(\frac{-i}{\hbar} \begin{bmatrix} \lambda_1 & 0 & 0 & 0 \\ 0 & \lambda_2 & 0 & 0 \\ \vdots & \dots & \ddots & \vdots \\ 0 & 0 & 0 & \lambda_n \end{bmatrix} + \underbrace{\Theta' \Omega(t) \Theta}_{\Omega} \right) Y. \quad (25)$$

where λ_1 is the smallest eigenvalue and so on. Note $Y(0) = (1, 0, \dots, 0)'$.

Now there is a gap between the lowest eigenvalue and higher eigenvalues which is atleast the band gap in range of eV. $\bar{\Omega}_{1j}(t)$ are comparatively small as we will show in following, and therefore they average out and $Y(t)$ simply evolves at $Y(t) = \exp(-\frac{i}{\hbar} \int \lambda_1(\sigma)) Y(0) = \exp(-i \int \omega_k(\sigma)) Y(0)$ and we get that we just adiabatically follow the eigenvector of H to get

$$\psi(t) = \exp(-i \int \omega_k(\sigma) d\sigma) \psi_{k+\frac{eA(t)}{\hbar}} = \exp(-i \int \omega_{k-\frac{eE\sigma}{\hbar}} d\sigma) u_{k-\frac{eEt}{\hbar}}(x) \exp(ik(t)x).$$

To estimate how big are elements $\bar{\Omega}_{1j}(t)$, observe

$$\begin{aligned} \dot{H} &= \Theta(t)\dot{\Lambda}(t)\Theta'(t) + [\Omega, H] \\ \Theta'(t)\dot{H}\Theta(t) &= \dot{\Lambda}(t) + [\bar{\Omega}, \Lambda] \\ \|[\bar{\Omega}, \Lambda]\| &\leq \|\Theta'(t)\dot{H}\Theta(t)\| = \|\dot{H}\|. \end{aligned}$$

Let $\bar{\Omega}_*(t) = \max\{\bar{\Omega}_{1j}(t)\}$, then we have

$$(\lambda_1 - \lambda_2)\bar{\Omega}_*(t) \leq \|[\bar{\Omega}, \Lambda]\| \leq \|\dot{H}\|. \quad (26)$$

Note we truncate H in Eq. (22) to finite size, because when l on diagonal terms of H become large the corresponding offdiagonals are rapidly truncated and in computing the ground state the submatrix with few small l suffices. Usually $n = 10$ is appropriate when V_l are of order eV .

When we compute \dot{H} we only have terms on diagonal and they are of the form

$$\frac{eE\hbar}{m} \left(k + \frac{eA(t)}{\hbar} \right),$$

then

$$\|\dot{H}\| = \frac{eE}{\sqrt{m}} \sqrt{\sum_l \frac{\hbar^2 \left(k + \frac{2\pi l}{a} + \frac{eA(t)}{\hbar} \right)^2}{m}} = \frac{eE}{\sqrt{m}} \sqrt{2tr(\bar{H})}. \quad (27)$$

where \bar{H} is just H without V_0 on the diagonal. Then $\bar{\Omega}_*(t)$ from Eq. (26) satisfies ,

$$\hbar\bar{\Omega}_*(t) \leq \frac{\hbar eE}{\sqrt{m}(\lambda_1 - \lambda_2)} \sqrt{2tr(\bar{H})}. \quad (28)$$

Observe $(\lambda_1 - \lambda_2)$ is few eV and $tr(\bar{H})$ is also tens of eV , but for field say $E = 10V/m$, the term

$$\begin{aligned} \frac{\hbar eE}{\sqrt{m}} &\sim \frac{10^{-33} \times 10^{-18}}{10^{-15}} = 10^{-36}. \\ \frac{\hbar eE}{\sqrt{m}(\lambda_1 - \lambda_2)} \sqrt{tr(\bar{H})} &= 10^{-36} / \sqrt{10^{-18}} = 10^{-27} J = 10^{-8} eV. \end{aligned}$$

Now we observe that $(\lambda_1 - \lambda_2)$ is of order eV while $\hbar\bar{\Omega}_*(t)$ is of order $10^{-8}eV$, then in Eq. (25), we have elements $\bar{\Omega}_{1l}$ average out, giving us a pure adiabatic evolution.

It should be noted that in the equation

$$\omega_k(t) = \omega_{k - \frac{eEt}{\hbar}}.$$

we treat $k - \frac{eEt}{\hbar}$ in reduced Brillouin zone i.e, for $b > 0$, $k - \frac{eEt}{\hbar} = \frac{\pi}{a} + b$ is reduced to $-\frac{\pi}{a} + b \in [-\frac{\pi}{a}, \frac{\pi}{a}]$.

Now lets envisage a situation where we turn on a electric field in a conductor for some time τ and switch it off. Then $A(t) = -\int_0^t E(\tau)d\tau$ rises from 0 to a steady value A . This can be achieved as shown below in figure 4, where a conducting loop is pierced by a solenoid of area a_r . When current in the solenoid is turned on from 0 to a steady state value, that creates a magnetic field $B(t)$ which goes from 0 to a steady state value B and hence establishes a transient electric field in the conducting loop and finally results in a steady A in the loop such that

$$A = \frac{Ba_r}{2\pi r}.$$

Then the electron wavefunction $\psi_k = \exp(ikx)u_k(x)$ is adiabatically transformed to $\exp(i(k + \frac{eA}{\hbar})x)u_{k + \frac{eA}{\hbar}}(x)$. The initial wavepacket

$\phi(x) = \frac{1}{\sqrt{N}}u_{k_0}(x) \sum_j \exp(k_j x)$ is adiabatically transformed to

$$\phi(x) = \frac{1}{\sqrt{N}}u_{k_0 + \frac{eA}{\hbar}}(x) \sum_j \exp((k_j + \frac{eA}{\hbar})x).$$

If initially the wavepacket was moving with a group velocity $v_g = \frac{d\omega(k)}{dk}|_{k_0}$, now it moves with a group velocity $v_g = \frac{d\omega(k)}{dk}|_{k_0 + \frac{eA}{\hbar}}$. This is shown in Fig. 5, where $E(t)$ is transiently turned on and off and $A(t)$ reaches a steady state value A . The figure shows how A in the conducting loop shifts the energy of a wavepacket and thereby changes the group velocity and hence accelerates the wavepacket. Lets estimate the shift $\frac{eA}{\hbar}$ for the example we have. Suppose solenoid has $N = 10$ turns per c.m. and carries a final current of $I = 1$ milli Ampere. Then it establishes a B field of $B = \mu_0 NI$. Let r be .1 m and $a_r = 1$ cm². Then we have $\frac{eA}{\hbar} = 10^4 \text{m}^{-1}$. At half filling $k_0 = \frac{\pi}{2a}$, with $a = 1\text{\AA}$, $k_0 \sim 10^{10} \text{m}^{-1}$ and is displaced .0001% by electric field.

We can now understand conduction in solids. Consider a half filled band in a conductor (say the conducting loop in above example) as shown in the figure 6a. There is no net velocity of electrons. There are as many wavepackets moving in the positive direction as negative direction. While the wavepacket centered at k_0 has group velocity $v_g = \frac{d\omega}{dk}|_{k_0}$,

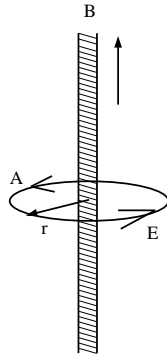


Figure 4: Fig. shows a solenoid inside a loop conductor. As current in solenoid is turned on a magnetic field B is established inside the solenoid, which creates a E in the loop that rises and decays and A that goes from 0 to a steady state value.

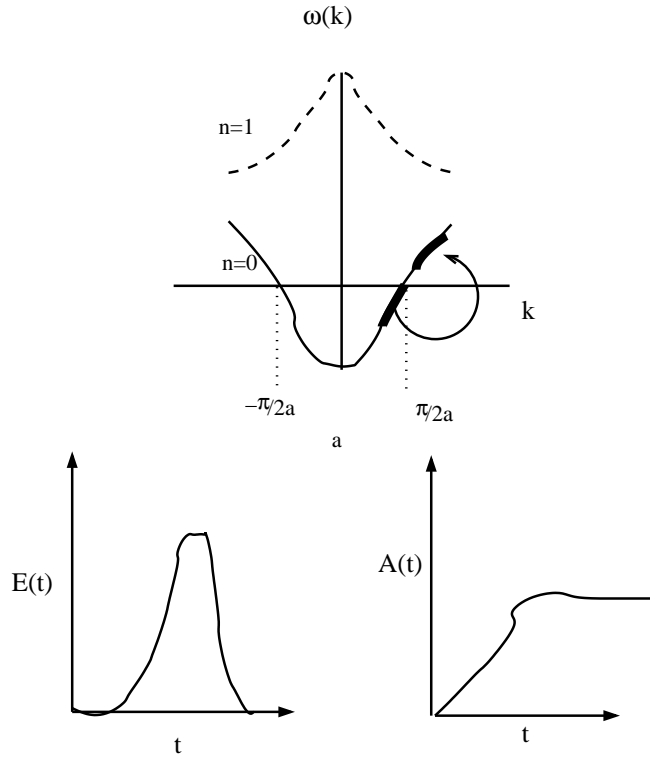


Figure 5: Bottom figure shows how application of current in solenoid in Fig. 4 establishes a transient E and A in the conducting loop which shifts the energy of a wavepacket and thereby changes the group velocity and hence accelerates the wavepacket as in top figure.

there is a wavepacket at $-k_0$ with group velocity $-v_g$. There is no net current, though electrons are itinerant. Now say we apply a transient electric field as in solenoid example above which shifts the energy $\omega_k \rightarrow \omega_{k+\frac{eA}{\hbar}}$. Then we reach a configuration as shown in Fig. 6b. Then we see we have excess of wavepackets with positive v_g . In the solenoid example we calculated the excess to be around .0001%. This gives net conduction and current. Therefore half filled bands conduct. Now imagine an insulator where band is completely filled, then all $k \in [-\frac{\pi}{a}, \frac{\pi}{a}]$ are occupied. After application of E we have $\omega_k \rightarrow \omega_{k+\frac{eA}{\hbar}}$, but because we are in the reduced Brillouin zone, nothing happens, as all energies are simply shifted, the energy of one wavepacket takes the value of another and so on. Although individual wavepackets are accelerated and decelerated the sum total of velocities is still zero. It is a common understanding that in an insulator all k 's are filled so electric field cannot accelerate a wavepacket and everything is stuck. In our picture, wavepackets are accelerated/decelerated but sum total of v_g of all the wavepackets remains zero.

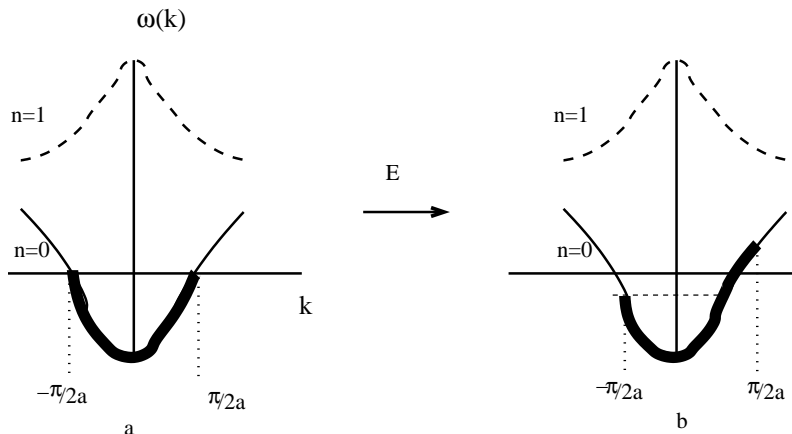


Figure 6: Fig. a shows a half filled band. Fig. b shows how by application of electric field, the energies are shifted.

In an insulator as the electron wavefunction $\psi_k = \exp(ikx)u_k(x)$ is adiabatically transformed to $\exp(i(k + \frac{eA}{\hbar})x)u_{k+\frac{eA}{\hbar}}(x)$, when $k + \frac{eA}{\hbar} > \frac{\pi}{a}$, then putting it back in reduced Brillouin zone let $k + \frac{eA}{\hbar} = \frac{2\pi}{a} - k'$, with $k' \in [-\frac{\pi}{a}, \frac{\pi}{a}]$, then observe $u_{k+\frac{eA}{\hbar}}(x)$ really means $\exp(-i\frac{2\pi}{a}x)u_{-k'}(x)$.

Now in presence of an electric field we have,

$$\omega_k(t) = \omega_{k-\frac{eEt}{\hbar}}. \quad (29)$$

Then the group velocity satisfies,

$$v_g(t) = \frac{d\omega_{k-\frac{eEt}{\hbar}}}{dk}, \quad (30)$$

$$\frac{dv_g(t)}{dt} = \frac{d}{dk} \frac{d\omega_{k-\frac{eEt}{\hbar}}}{dt} = \frac{d^2\omega_{k-\frac{eEt}{\hbar}}}{dk^2} \frac{eE}{\hbar} = \hbar^{-2} \frac{d^2\epsilon_{k-\frac{eEt}{\hbar}}}{dk^2} eE = -\frac{1}{m^*} eE, \quad (31)$$

where $m^* = \hbar^2 \left(\frac{d^2\epsilon_{k+\frac{eEt}{\hbar}}}{dk^2} \right)^{-1}$ is the effective mass.

For pedagogical reasons we have restricted to 1D, we can easily generalize the above to 3D. Let ∇' be gradient written as a column vector and ∇ be gradient written as a row vector. Writing v_g as column 3 vector,

$$v_g(t) = \nabla'_k \omega_{k+\frac{eEt}{\hbar}}, \quad (32)$$

$$\frac{dv_g(t)}{dt} = \nabla'_k \frac{d\omega_{k-\frac{eEt}{\hbar}}}{dt} = \nabla'_k \nabla_k \omega_{k-\frac{eEt}{\hbar}} \frac{eE}{\hbar} = \hbar^{-2} \nabla'_k \nabla_k \epsilon_{k-\frac{eEt}{\hbar}} eE = -\frac{1}{m^*} eE, \quad (33)$$

where $m^* = \hbar^2 (\nabla'_k \nabla_k \epsilon_{k+\frac{eEt}{\hbar}})^{-1}$ is the effective mass matrix.

We have studied the acceleration of the wavepacket in presence of electric field. We may easily generalize it to a magnetic field $B\hat{z}$ in the \hat{z} direction. We just note that

$$v_g(t) = \nabla'_k \omega_{k(t)}. \quad (34)$$

$$\frac{dv_g(t)}{dt} = \nabla'_k \frac{d\omega_{k(t)}}{dt} = \nabla'_k \nabla_k \omega_{k(t)} \dot{k}(t) = \hbar^{-1} \nabla'_k \nabla_k \epsilon_{k(t)} \dot{k} = \frac{\hbar}{m^*} \dot{k}. \quad (35)$$

Then using same argument as in Eq. (16 and 17), we get,

$$\frac{dv_g}{dt} = -\frac{e}{m} v_g \times B. \quad (36)$$

Thus we derived wavepacket dynamics of an electron in periodic potential. Of course, the whole treatment in this paper is in the absence of a resistance. The wavepacket in reality scatters of phonons and impurities. The present paper only details the dynamics of electron wavepacket between collisions with lattice.

References

- [1] C. Kittel, "Introduction to Solid State Physics", 8th Edition, John Wiley and Sons 2005.
- [2] N. W. Ashcroft and D. Mermin, "Solid State Physics", Harcourt College Publishers, 1976.

- [3] Steve Simon, “Oxford Solid State Basics”, Oxford U. Press, 2013.
- [4] J. Zak, Phys. Rev. **168**, 686 (1968).
- [5] R.G. Chambers, Proc. Phys. Soc. **89**, 695 (1966).
- [6] H. Kroemer, Am. J. Phys. **54**, 177 (1986).
- [7] Aneesh Manohar, Physical Review B, **34**, 2 , 1287-89 (1986).
- [8] C.L. Cook, American J. Phys. **55**, 953 (1987).
- [9] Felix Bloch, “Über die Quantenmechanik der Elektronen in Kristallgittern”. Z. Phys. **52** (1928).
- [10] G. H. Wannier, Rev. Mod. Phys., **34**, 645 (1962).
- [11] J. Zak, Phys. Rev. **181**, 1366 (1969).
- [12] A. Rabinovitch, Phys. Lett. **33A**, 403 (1970).
- [13] J. B. Krieger and G.J. Iafrate, Phys. Rev. B. **33**, 8, (1986)