

Correlation-induced refrigeration with superconducting single-electron transistors

Rafael Sánchez¹

Instituto Gregorio Millán Barbany, Universidad Carlos III de Madrid, 28911 Leganés, Madrid, Spain

(Dated: 23 June 2021)

A model of a superconducting tunnel junction which refrigerates a nearby metallic island without any particle exchange is presented. Heat extraction is mediated by charge fluctuations in the coupling capacitance of the two systems. The interplay of Coulomb interaction and the superconducting gap reduces the power consumption of the refrigerator. The island is predicted to be cooled from lattice temperatures of 200 mK down to close to 50 mK, for realistic parameters. The results emphasize the role of non-equilibrium correlations in bipartite mesoscopic conductors. This mechanism can be applied to create local temperature gradients in tunnel junction arrays or explore the role of interactions in the thermalization of non-equilibrium systems.

Quantum coherent processes relevant to quantum information or quantum thermodynamics¹ are usually damaged by temperature. Solid state quantum simulators² or heat engines^{3,4} have recently been proposed that operate at very low temperatures. Finding ways to cool nanoscale systems^{5,6}, or introduce local temperature gradients well below 100 mK without injecting charge into them is hence a demanding task. This way they are minimally perturbed and not affected by Joule heating.

Thermoelectric refrigeration is traditionally based on the Peltier effect. Driving a current through a conductor with broken electron-hole symmetry converts thermal excitations into transport. Mesoscopic refrigerators based on this effect make use of semiconductor quantum dots^{7,8}, superconducting-insulator-normal metal (SIN) junctions^{9–12}, or single-electron transistors (SET)^{13,14}. Cooling mediated by the coupling to cavity photons has also been proposed in Josephson junctions^{15–17} and implemented for the refrigeration of metallic islands^{18–22}.

Here an alternative approach is proposed based on the capacitive coupling of a two-terminal SINIS SET to the system to be cooled, see Fig. 1. We consider cooling of a single-electron box (SEB)^{23,24}: a Coulomb blockade island which exchanges electrons with a third terminal. The extraction of energy is mediated by the Coulomb repulsion of electrons in different islands, J . The superconducting gap, Δ , acts as an energy filter: At subgap voltages, only transitions that take energy from the capacitor contribute to transport. A normal metal SET would unavoidably emit Joule heat at all voltages into the island. The manipulation of electrical and thermal flows in capacitively coupled normal metal or semiconductor systems has been recently demonstrated, including effects such as quantum dot heat engines^{25–32}, autonomous Maxwell's demon operations^{33,34}, thermal rectifiers^{35–37}, memristors³⁸, or single-electron current switches^{39–41}.

The interplay of the two relevant energy scales, J and Δ , in the cooling mechanism is investigated. Subgap transport in the SET is assisted by the Coulomb interaction, hence increasing the voltage window where cooling takes place. Hot electrons in the SET island are thus pumped over the gap of the superconductor drain due to

the charging of the SEB, and replaced by cold electrons from the other contact, see Fig. 1(b). As a result, both islands get cooled. While the refrigeration of the SET improves for smaller J , optimal values can be found for each configuration of the SEB.

Due to strong Coulomb interactions, the number of electrons in each island is quantized. The electrostatics of the coupled system is described by the model³⁴

$$H = E_T(n - n_g)^2 + E_B(N - N_g)^2 + J(n - n_g)(N - N_g), \quad (1)$$

where E_i is the charging energy of SINIS SET ($i=T$, for transistor) and the SEB islands ($i=B$, for box), J is the interdot charging energy. The charge of the SET and SEB islands, containing n and N extra electrons, is controlled by n_g and N_g , respectively. These can be externally tuned via plunger gates. We restrict ourselves to a strong Coulomb blockade configuration with up to one extra electron in each island, i.e. $n, N = 0, 1$. Tunneling in rates through terminal l into island i are quite generally described by:

$$\gamma_{nN,l}^+[\xi] = \frac{1}{e^2 R_l} \int dE \xi \mathcal{N}_l(E) f_l(E) [1 - f_i(E - U_{nN}^l)] \quad (2)$$

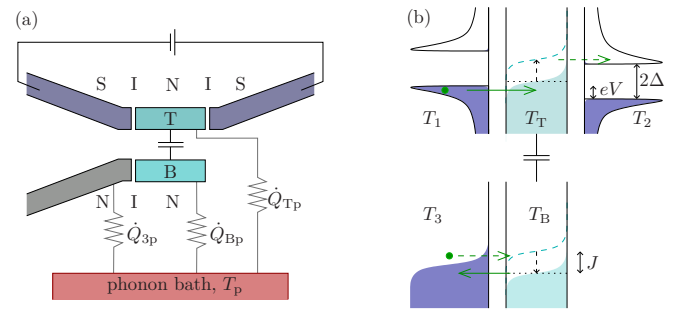


FIG. 1. Refrigeration by coupled fluctuations. (a) The electric current through a SINIS SET is coupled to the charge of a SEB. (b) Electrons tunneling into the SET can only overcome the superconducting gap, Δ , by absorbing an energy J from the charging of the SEB. As a result the SEB gets cooled. The temperature of each part of the circuit, T_i is determined by the thermalization with a phonon bath at temperature T_p .

with the associated resistances R_l , and the Fermi functions $f_i(E) = (1 + e^{E/k_B T_i})^{-1}$. For tunneling out rates, $\gamma_{nN,l}^-(\xi)$, one needs to replace $f_i(E) \rightarrow 1 - f_i(E)$ in Eq. (2). We have introduced the parameter ξ which will be different for the different charge or heat processes, see below. The chemical potential of each island is increased by J upon the occupation of the other one:

$$U_{0N}^l = 2E_T \left(\frac{1}{2} - n_g \right) + J(N - N_g) - \frac{(-1)^l}{2} eV, \quad (3)$$

for tunneling between $l=1,2$ and the SET island, and

$$U_{n0}^3 = 2E_B \left(\frac{1}{2} - N_g \right) + J(n - n_g), \quad (4)$$

for the SEB. In order to take into account the presence of subgap states in the superconducting leads, one considers the Dynes density of states:⁴²

$$\mathcal{N}_{1,2}(E) = \left| \text{Re} \left(\frac{E + i\gamma}{\sqrt{(E + i\gamma)^2 - \Delta^2}} \right) \right|, \quad (5)$$

with a phenomenological inverse quasiparticle lifetime, γ . Δ is the superconducting gap. For the normal metal lead, $\mathcal{N}_3(E) = 1$.

The particle tunneling rates $\gamma_{nN,l}^\pm[\xi=1]$ define the charge occupation of the system, $p(n, N)$, via a set of four rate equations^{25,43}. We are interested in the stationary regime described by the solution of $\dot{p}(n, N) = 0$. With this the different currents are written in terms of the following expressions:

$$\mathcal{I}_l[\xi] = \sum_N \left[\gamma_{0N,l}^+[\xi] p(0, N) - \gamma_{1N,l}^-[\xi] p(1, N) \right] \quad (6)$$

$$\mathcal{I}_3[\xi] = \sum_n \left[\gamma_{n0,1}^+[\xi] p(n, 0) - \gamma_{n1,3}^-[\xi] p(n, 1) \right]. \quad (7)$$

With this notation, the charge current through the SET is $I_1 = -I_2 = e\mathcal{I}_1[\xi=1]$. In the SEB, $I_3 = 0$. The heat currents injected from terminals $l=1,2,3$ are then $\dot{Q}_l = \mathcal{I}_l[\xi=E]$. The heat flowing out of the two islands, T and B, reads:

$$\dot{Q}_T = -\mathcal{I}_1[\xi=E-U_{nN}^1] - \mathcal{I}_2[\xi=E-U_{nN}^2] \quad (8)$$

$$\dot{Q}_B = -\mathcal{I}_3[\xi=E-U_{nN}^3]. \quad (9)$$

One also needs to assume that the different parts of the system exchange heat, \dot{Q}_{ip} , with a thermal bath (phonons) at temperature T_p , as sketched in Fig. 1(a). The final piecewise temperature distribution achieved by the refrigerator is obtained by solving the system of coupled balance equations:

$$\dot{Q}_i(V, T_i) = \nu_i \Sigma (T_p^5 - T_i^5), \quad (10)$$

for the normal metal parts, $i=T,B,3$. The coupling depends on the volume of the metal parts, taken here as

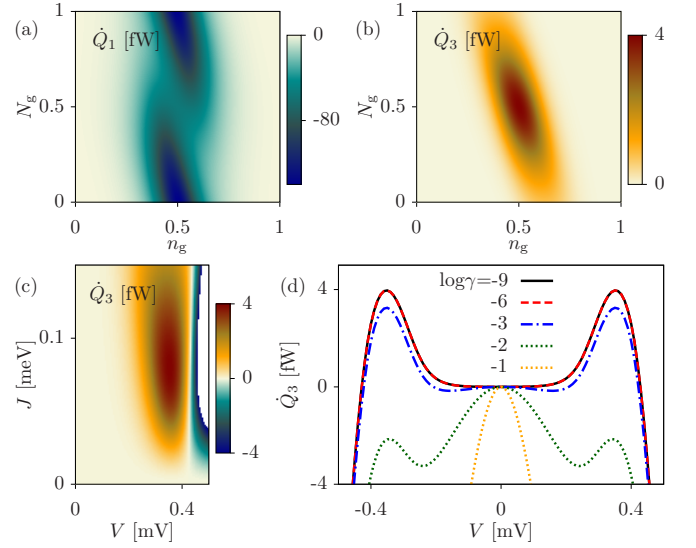


FIG. 2. Heat currents through (a) terminal 1 and (b) terminal 3 as functions of the gating n_g and N_g . Here $T=200$ mK, $V=0.35$ mV, $J=0.08$ meV, $\Delta=0.2$ meV and $R_l = R_0=10$ k Ω . (c) Heat extracted from the SEB by tuning the applied voltage V and the interaction J . (d) Cooling of the SEB is robust up to quasiparticle lifetimes of the order $\gamma > 10^{-3}$.

$\nu_i = 30 \times 50 \times 300$ nm³, and the material-dependent constant, $\Sigma = 2 \times 10^9$ Wm⁻³K⁻⁵. This set of equations is highly nonlinear and need to be solved numerically. The results below show the solutions $\{T_T, T_B, T_3\}$ obtained for some experimentally relevant configurations. We assume that the superconducting leads are coupled to quasiparticle traps such that they do not overheat⁴⁴. In order to proceed, an effective temperature $T_1 = T_2 = T_{qp} = 300$ mK is considered, independently of the applied voltage V .

The refrigeration is assisted by the correlation of charge fluctuations in both islands, which are maximal around the configuration with $n_g = N_g = 1/2$ ^{34,45}. Sequences of the type $(0,0) \rightarrow (1,0) \rightarrow (1,1) \rightarrow (0,1) \rightarrow (0,0)$ involve two tunneling processes in the SET island which occur at different occupations of the SEB, cf. Fig. 1(b). The tunneling in and out events in both island occur at potentials that differ by the charging energy. An energy $U_{10}^3 - U_{00}^3 = J$ is extracted from the SEB²⁵, see Eqs. (3) and (4). This is visible in Fig. 2(a) and (b). Far from the working condition, the superconductor works as a usual SINIS refrigerator^{9,10} around $n_g = 1/2$. This behaviour is distorted close to $N_g = 1/2$, where \dot{Q}_3 is maximal.

The interplay of the different energy scales, eV , Δ , and J is shown in Fig. 2(c). The refrigerator works around the condition $eV \approx 2\Delta - J$, where subgap current is enabled in the SINIS via the absorption of energy from the SEB. However, there is an optimal value for the interaction: if $J \gg k_B T$, the transition $(1,0) \rightarrow (1,1)$ is suppressed and the two systems do no longer exchange energy⁴⁰. The superconductor gaps act as filters that

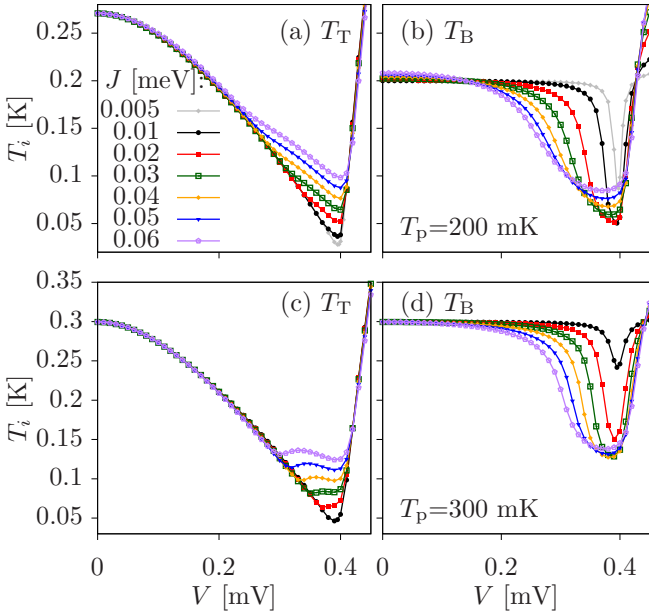


FIG. 3. Temperature in the islands as a function of the applied voltage, for different interactions J . The superconducting leads are at $T_{qp} = 300$ mK, whereas the phonon bath is at: (a),(b) $T_p = 200$ mK and (c),(d) $T_p = 300$ mK. The rest of parameters are as in Fig. 2, with $n_g = N_g = 1/2$ and $\gamma = 10^{-5}$.

avoid electrons from tunneling through the SET without exchanging energy with the SEB. This property is limited by subgap states. However the refrigeration is robust up to values of γ larger than those typically found in experiments ($\gamma \sim 10^{-5}$), cf. Fig. 2(d).

The temperature of the SEB is not affected by a small applied voltage, but drops abruptly in the region $2\Delta - J < eV < 2\Delta$, as expected, see Fig. 3. Apart from increasing the size of the voltage window at which cooling takes place, the interaction affects the lowest achievable temperature, $T_{B,m}$. As \dot{Q}_3 is proportional to J^{25} , for small interaction, the extracted current is small and cooling is not effective. The optimal J is found to depend non-trivially on the bath temperature. As shown in Figs. 3(b),(d), the minimal temperature is obtained for $J \approx 0.01$ meV at $T_p = 200$ mK, and for $J \approx 0.03$ meV at $T_p = 300$ mK, for otherwise similar configurations. Remarkably in the former case, the SEB is cooled from $T_B = 200$ mK down to $T_{B,m} \approx 50$ mK, for realistic parameters. For larger voltages, transport is open in the SINIS for processes that inject energy into the SEB, which is then heated up.

One might not be interested in finding the lowest possible temperature, but rather in cooling the system down to a target temperature, say T_B^* . In this case, the effect of larger J reduces the required power consumption, for achieving T_B^* at lower voltages.

On the other hand, the coupling to the SEB is always detrimental for cooling the SINIS island, see

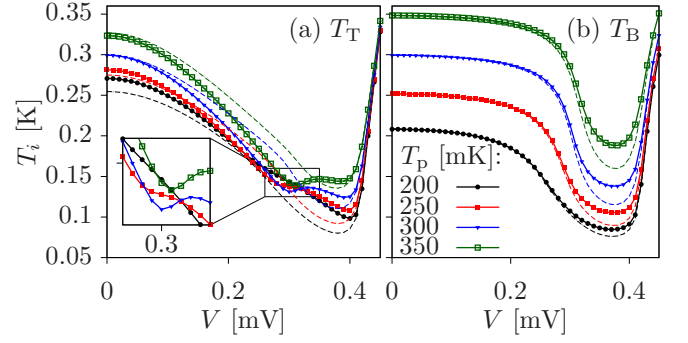


FIG. 4. Temperature of the two islands for the same configuration of Fig. 3(a),(b), with $J = 0.06$ meV, and different bath temperatures. The dashed lines show the temperature T_i^{th} measured by temperature probes coupled to the islands (with resistances $R_{\text{th}} = 100R_0$).

Figs. 3(a),(c). The onset of transport assisted by fluctuations in the SEB injects energy in the conductor. This is visible as a secondary feature in the dip whose position moves to lower voltages for larger J . This feature manifests as a shoulder for $T_p = 200$ mK and as a second dip for $T_p = 300$ mK.

Due to the opposite J -dependence in the two subsystems, it is found that $T_{B,m} < T_{T,m}$ for large enough interaction. This would be surprising if the SEB island was a passive system which is cooled down just by being in thermal contact with the refrigerator. In that case, its temperature should always be $\min(T_T, T_p) < T_B < \max(T_T, T_p)$. However, SEB cannot be considered as a separate system. The two islands form a bipartite configuration whose fluctuations are strongly correlated, and maintained out of equilibrium by the voltage bias. This way heat can actively be extracted from the SEB even if the SINIS island to which it is coupled is hotter.

To further explore this effect, Fig. 4 shows the two island temperatures, for an increasing temperature of the phonon bath. Recall that the superconductor is assumed to be fixed at $T_{qp} = 300$ mK. Clearly, for large enough temperatures of the thermal bath, the contribution of transport-induced fluctuations is suppressed, and one always finds $T_{T,m} < T_{B,m}$, as expected for systems in thermal equilibrium locally.

The temperature inversion discussed above might be attributed to the question of what is the temperature of a system which is subject to strong (voltage) fluctuations⁴⁶. This is a fundamental question out of the scope of this letter. However, as a first attempt to clarify this issue, a model for temperature probes is introduced explicitly. This is done by assuming fictitious terminals weakly coupled to the two islands whose temperature and voltage, T_i^{th} and V_i^{th} , adapt to the conditions that the probes inject no charge and no energy into the system^{46,47}. The system of equations, $I_i^{\text{th}} = 0$ and $\dot{Q}_i^{\text{th}} = 0$, for $i=T,B$, is solved using the temperatures obtained by Eq. (10) as input. Note that under these conditions, heat currents are balanced in the islands, i.e. they absorb no

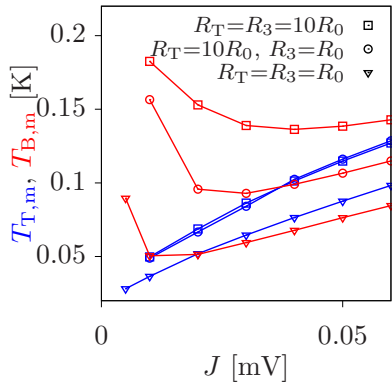


FIG. 5. Minimal achieved temperature in the islands, depending on the interaction J and the tunnel resistances, with $R_1 = R_2 = R_T$ and $R_0 = 10$ k Ω . Here, $T_p = 200$ mK.

net heat. Any difference $T_i - T_i^{\text{th}}$ is hence only due to non-equilibrium fluctuations. As shown in Fig. 4, the measured temperature is indeed different from that obtained from the thermalization with the phonon bath. In all cases, it is obtained $V_T^{\text{th}} = V_B^{\text{th}} = 0$. However, the measured T_B^{th} can still be lower than T_T^{th} . One can therefore rule this interpretation out.

Note also that for some intermediate voltages, cooling the SINIS island is improved by having hotter phonons, as shown in the inset of Fig. 4(a). This is due to the behaviour of the J -dependent secondary feature, which develops as a dip at larger temperatures. This feature is smeared in the probe response, such that T_T^{th} increases monotonically with T_p for a given V .

Finally, the effect of the tunneling resistances is considered in Fig. 5. The temperature of the SINIS island is almost independent of the resistance of the SEB barrier, R_3 . Differently, the minimal temperature achieved in the SEB is strongly affected by all barriers, as it depends on the correlation of tunneling events in the two systems. Increasing the resistance of the SINIS barriers R_T one order of magnitude reduces the temperature gradient in around 1/3, while still obtaining temperatures around $T_B \approx 0.1$ mK.

To conclude, a mechanism for cooling a nanoscale system is proposed which requires no electric exchange. The system and a nanostructured refrigerator are capacitively coupled and form a bipartite system whose fluctuations are strongly cross-correlated. A model based on a coupled SINIS-SEB is considered. Transport at subgap voltages is enabled by charge fluctuations in the SEB involving the transfer of energy via electron-electron interactions. As a consequence, both islands are cooled from lattice temperatures of 200 mK down to around 50 mK. This way, local temperature gradients can be maintained in nanostructured conductors showing peculiar transport phenomena⁴⁸. The effect of the Coulomb interactions is investigated, leading to unexpected configurations where the system is colder than the refrigerator island. These findings suggest the impact of non-equilibrium correla-

tions on the thermodynamic properties of mesoscopic configurations which are under nowadays experimental reach^{14,34,39}.

I am grateful to Jukka P. Pekola for encouraging discussions and his valuable help, and thank the Aalto University for its hospitality during a visit when this work was conceived. This work was supported by the Spanish Ministerio de Economía, Industria y Competitividad (MINECO) via grant FIS2015-74472-JIN (AEI/FEDER/UE). I acknowledge the MINECO MAT2016-82015-REDT network.

- ¹J. P. Pekola, "Towards quantum thermodynamics in electronic circuits," *Nat. Phys.* **11**, 118–123 (2015).
- ²I. M. Georgescu, S. Ashhab, and F. Nori, "Quantum simulation," *Rev. Mod. Phys.* **86**, 153–185 (2014).
- ³B. Sothmann, R. Sánchez, and A. N. Jordan, "Thermoelectric energy harvesting with quantum dots," *Nanotechnology* **26**, 032001 (2015).
- ⁴G. Benenti, G. Casati, K. Saito, and R. S. Whitney, "Fundamental aspects of steady-state conversion of heat to work at the nanoscale," *Physics Reports* **694**, 1–124 (2017).
- ⁵F. Giazotto, T. T. Heikkilä, A. Luukanen, A. M. Savin, and J. P. Pekola, "Opportunities for mesoscopics in thermometry and refrigeration: Physics and applications," *Rev. Mod. Phys.* **78**, 217–274 (2006).
- ⁶H. Courtois, F. W. J. Hekking, H. Q. Nguyen, and C. B. Winkelmann, "Electronic coolers based on superconducting tunnel junctions: Fundamentals and applications," *Journal of Low Temperature Physics* **175**, 799–812 (2014).
- ⁷H. L. Edwards, Q. Niu, and A. L. de Lozanne, "A quantum-dot refrigerator," *Applied Physics Letters* **63**, 1815–1817 (1993).
- ⁸J. R. Prance, C. G. Smith, J. P. Griffiths, S. J. Chorley, D. Anderson, G. A. C. Jones, I. Farrer, and D. A. Ritchie, "Electronic refrigeration of a two-dimensional electron gas," *Phys. Rev. Lett.* **102**, 146602 (2009).
- ⁹M. Nahum, T. M. Eiles, and J. M. Martinis, "Electronic microrefrigerator based on a normal-insulator-superconductor tunnel junction," *Applied Physics Letters* **65**, 3123–3125 (1994).
- ¹⁰M. M. Leivo, J. P. Pekola, and D. V. Averin, "Efficient Peltier refrigeration by a pair of normal metal/insulator/superconductor junctions," *Applied Physics Letters* **68**, 1996–1998 (1996).
- ¹¹J. P. Pekola, T. T. Heikkilä, A. M. Savin, J. T. Flyktman, F. Giazotto, and F. W. J. Hekking, "Limitations in cooling electrons using normal-metal-superconductor tunnel junctions," *Phys. Rev. Lett.* **92**, 056804 (2004).
- ¹²J. Mastomäki, S. Roddaro, M. Rocci, V. Zannier, D. Ercolani, L. Sorba, I. J. Maasilta, N. Ligato, A. Fornieri, E. Strambini, and F. Giazotto, "InAs nanowire superconducting tunnel junctions: Quasiparticle spectroscopy, thermometry, and nanorefrigeration," *Nano Research* **10**, 3468–3475 (2017).
- ¹³J. P. Pekola, J. V. Koski, and D. V. Averin, "Refrigerator based on the Coulomb barrier for single-electron tunneling," *Phys. Rev. B* **89**, 081309 (2014).
- ¹⁴A. V. Feshchenko, J. V. Koski, and J. P. Pekola, "Experimental realization of a Coulomb blockade refrigerator," *Phys. Rev. B* **90**, 201407 (2014).
- ¹⁵Y.-X. Chen and S.-W. Li, "Quantum refrigerator driven by current noise," *EPL (Europhysics Letters)* **97**, 40003 (2012).
- ¹⁶B. Karimi and J. P. Pekola, "Otto refrigerator based on a superconducting qubit: Classical and quantum performance," *Phys. Rev. B* **94**, 184503 (2016).
- ¹⁷P. P. Hofer, M. Perarnau-Llobet, J. B. Brask, R. Silva, M. Huber, and N. Brunner, "Autonomous quantum refrigerator in a circuit qed architecture based on a josephson junction," *Phys. Rev. B* **94**, 235420 (2016).
- ¹⁸A. V. Timofeev, M. Helle, M. Meschke, M. Möttönen, and J. P.

- Pekola, “Electronic refrigeration at the quantum limit,” *Phys. Rev. Lett.* **102**, 200801 (2009).
- ¹⁹M. Meschke, W. Guichard, and J. P. Pekola, “Single-mode heat conduction by photons,” *Nature* **444**, 187 (2006).
 - ²⁰M. Partanen, K. Y. Tan, J. Govenius, R. E. Lake, M. K. Makela, T. Tanttu, and M. Möttönen, “Quantum-limited heat conduction over macroscopic distances,” *Nat Phys* **12**, 460 (2016).
 - ²¹K. Y. Tan, M. Partanen, R. E. Lake, J. Govenius, S. Masuda, and M. Möttönen, “Quantum-circuit refrigerator,” *Nature Communications* **8**, 15189 (2017).
 - ²²M. Silveri, H. Grabert, S. Masuda, K. Y. Tan, and M. Möttönen, “Theory of quantum-circuit refrigeration by photon-assisted electron tunneling,” *Phys. Rev. B* **96**, 094524 (2017).
 - ²³M. Büttiker, “Zero-current persistent potential drop across small-capacitance Josephson junctions,” *Phys. Rev. B* **36**, 3548–3555 (1987).
 - ²⁴P. Lafarge, H. Pothier, E. R. Williams, D. Esteve, C. Urbina, and M. H. Devoret, “Direct observation of macroscopic charge quantization,” *Zeitschrift für Physik B Condensed Matter* **85**, 327–332 (1991).
 - ²⁵R. Sánchez and M. Büttiker, “Optimal energy quanta to current conversion,” *Phys. Rev. B* **83**, 085428 (2011).
 - ²⁶H. Thierschmann, R. Sánchez, B. Sothmann, F. Arnold, C. Heyn, W. Hansen, H. Buhmann, and L. W. Molenkamp, “Three-terminal energy harvester with coupled quantum dots,” *Nature Nanotechnology* **10**, 854–858 (2015).
 - ²⁷B. Sothmann, R. Sánchez, A. N. Jordan, and M. Büttiker, “Rectification of thermal fluctuations in a chaotic cavity heat engine,” *Phys. Rev. B* **85**, 205301 (2012).
 - ²⁸B. Roche, P. Roulleau, T. Jullien, Y. Jompol, I. Farrer, D. A. Ritchie, and D. C. Glatthi, “Harvesting dissipated energy with a mesoscopic ratchet,” *Nature Communications* **6**, 6738 (2015).
 - ²⁹Y. Zhang, G. Lin, and J. Chen, “Three-terminal quantum-dot refrigerators,” *Phys. Rev. E* **91**, 052118 (2015).
 - ³⁰R. S. Whitney, R. Sánchez, F. Haupt, and J. Splettstoesser, “Thermoelectricity without absorbing energy from the heat sources,” *Physica E: Low-dimensional Systems and Nanostructures* **75**, 257 – 265 (2016).
 - ³¹A.-M. Daré and P. Lombardo, “Powerful Coulomb-drag thermoelectric engine,” *Phys. Rev. B* **96**, 115414 (2017).
 - ³²N. Walldorf, A.-P. Jauho, and K. Kaasbjerg, “Thermoelectrics in coulomb-coupled quantum dots: Cotunneling and energy-dependent lead couplings,” *Phys. Rev. B* **96**, 115415 (2017).
 - ³³P. Strasberg, G. Schaller, T. Brandes, and M. Esposito, “Thermodynamics of a physical model implementing a Maxwell demon,” *Phys. Rev. Lett.* **110**, 040601 (2013).
 - ³⁴J. V. Koski, A. Kutvonen, I. M. Khaymovich, T. Ala-Nissila, and J. P. Pekola, “On-chip Maxwell’s demon as an information-powered refrigerator,” *Phys. Rev. Lett.* **115**, 260602 (2015).
 - ³⁵T. Ruokola and T. Ojanen, “Single-electron heat diode: Asymmetric heat transport between electronic reservoirs through Coulomb islands,” *Phys. Rev. B* **83**, 241404 (2011).
 - ³⁶H. Thierschmann, F. Arnold, M. Mittermüller, L. Maier, C. Heyn, W. Hansen, H. Buhmann, and L. W. Molenkamp, “Thermal gating of charge currents with Coulomb coupled quantum dots,” *New Journal of Physics* **17**, 113003 (2015).
 - ³⁷Y. Zhang, X. Zhang, Z. Ye, G. Lin, and J. Chen, “Three-terminal quantum-dot thermal management devices,” *Applied Physics Letters* **110**, 153501 (2017).
 - ³⁸Y. Li, G. W. Holloway, S. C. Benjamin, G. A. D. Briggs, J. Baugh, and J. A. Mol, “Double quantum dot memristor,” *Phys. Rev. B* **96**, 075446 (2017).
 - ³⁹S. Singh, J. T. Peltonen, I. M. Khaymovich, J. V. Koski, C. Flindt, and J. P. Pekola, “Distribution of current fluctuations in a bistable conductor,” *Phys. Rev. B* **94**, 241407 (2016).
 - ⁴⁰R. Sánchez, H. Thierschmann, and L. W. Molenkamp, “All-thermal transistor based on stochastic switching,” *Phys. Rev. B* **95**, 241401 (2017).
 - ⁴¹R. Sánchez, H. Thierschmann, and L. W. Molenkamp, “Single-electron thermal devices coupled to a mesoscopic gate,” *New J. Phys.*, in press; arXiv:1705.06864 (2017).
 - ⁴²J. P. Pekola, V. F. Maisi, S. Kafanov, N. Chekurov, A. Kemppinen, Y. A. Pashkin, O.-P. Saira, M. Möttönen, and J. S. Tsai, “Environment-assisted tunneling as an origin of the Dyne density of states,” *Phys. Rev. Lett.* **105**, 026803 (2010).
 - ⁴³D. Averin and K. Likharev, “Single electronics: A correlated transfer of single electrons and cooper pairs in systems of small tunnel junctions,” in *Mesoscopic Phenomena in Solids*, Modern Problems in Condensed Matter Sciences, Vol. 30, edited by B. Altshuler, P. Lee, and R. Webb (Elsevier, 1991) pp. 173 – 271.
 - ⁴⁴H. Q. Nguyen, T. Aref, V. J. Kauppila, M. Meschke, C. B. Winkelmann, H. Courtois, and J. P. Pekola, “Trapping hot quasi-particles in a high-power superconducting electronic cooler,” *New Journal of Physics* **15**, 085013 (2013).
 - ⁴⁵R. Sánchez, B. Sothmann, A. N. Jordan, and M. Büttiker, “Correlations of heat and charge currents in quantum-dot thermoelectric engines,” *New Journal of Physics* **15**, 125001 (2013).
 - ⁴⁶C. A. Stafford, “Local temperature of an interacting quantum system far from equilibrium,” *Phys. Rev. B* **93**, 245403 (2016).
 - ⁴⁷M. Büttiker, “Role of quantum coherence in series resistors,” *Phys. Rev. B* **33**, 3020–3026 (1986).
 - ⁴⁸R. Sánchez, “Transport out of locally broken detailed balance,” ArXiv e-prints (2017), arXiv:1701.03071 [cond-mat.mes-hall].