

Lombardi Drawings of Knots and Links

Philipp Kindermann* Stephen Kobourov† Maarten Löffler‡ Martin Nöllenburg§
André Schulz¶ Birgit Vogtenhuber||

March 12, 2019

Abstract

Knot and link diagrams are projections of one or more 3-dimensional simple closed curves into \mathbb{R}^2 , such that no more than two points project to the same point in \mathbb{R}^2 . These diagrams are drawings of 4-regular plane multigraphs. Knots are typically smooth curves in \mathbb{R}^3 , so their projections should be smooth curves in \mathbb{R}^2 with good continuity and large crossing angles: exactly the properties of Lombardi graph drawings (defined by circular-arc edges and perfect angular resolution).

We show that several knots do not allow plane Lombardi drawings. On the other hand, we identify a large class of 4-regular plane multigraphs that do have Lombardi drawings. We then study two relaxations of Lombardi drawings and show that every knot admits a plane 2-Lombardi drawing (where edges are composed of two circular arcs). Further, every knot is *near-Lombardi*, that is, it can be drawn as Lombardi drawing when relaxing the angular resolution requirement by an arbitrary small angular offset ε , while maintaining a 180° angle between opposite edges.

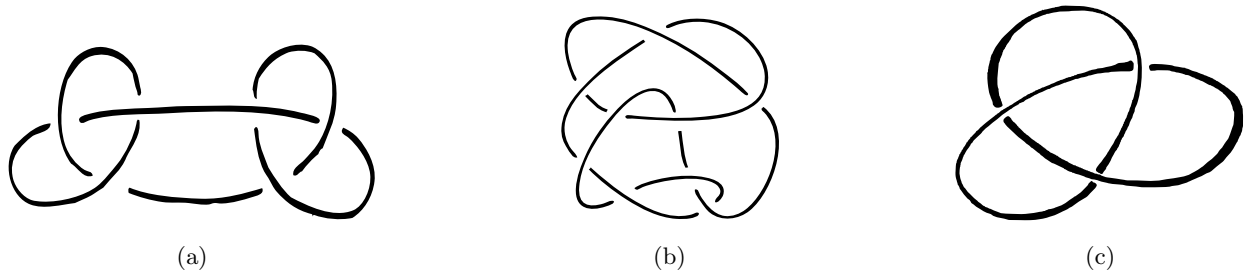


Figure 1: Hand-made drawings of knots from the books of (a) Rolfsen [17], (b) Livingston [16], and (c) Kauffman [14].

*Universität Würzburg, Germany, philipp.kindermann@uni-wuerzburg.de

†University of Arizona, Tucson, AZ, US, kobourov@cs.arizona.edu

‡Universiteit Utrecht, the Netherlands, m.loffler@uu.nl

§TU Wien, Vienna, Austria, noellenburg@ac.tuwien.ac.at

¶FernUniversität in Hagen, Germany, andre.schulz@fernuni-hagen.de

||Graz University of Technology, Austria, bvogt@ist.tugraz.at

1 Introduction

A *knot* is an embedding of a simple closed curve in 3-dimensional Euclidean space \mathbb{R}^3 . Similarly, a *link* is an embedding of a collection of simple closed curves in \mathbb{R}^3 . A *drawing of a knot (link)* (also known as *knot diagram*) is a projection of the knot (link) to the Euclidean plane \mathbb{R}^2 such that for any point of \mathbb{R}^2 , at most two points of the curve(s) are mapped to it [7, 17, 18]. From a graph drawing perspective, drawings of knots and links are drawings of 4-regular plane multigraphs that contain neither loops nor cut vertices. Likewise, every 4-regular plane multigraph without loops and cut vertices can be interpreted as a link. Unless specified otherwise, we assume that a multigraph has no self-loops or cut vertices.

In this paper, we address a question that was recently posed by Benjamin Burton: “Given a drawing of a knot, how can it be redrawn *nicely* without changing the given topology of the drawing?” We do know what a drawing of a knot is, but what is meant by a *nice* drawing? Several graphical annotations of knots and links as graphs have been proposed in the knot theory literature, but most of the illustrations are hand-drawn; see Fig. 1. When studying these drawings, a few desirable features become apparent: (i) edges are typically drawn as smooth curves, (ii) the angular resolution of the underlying 4-regular graph is close to 90° , and (iii) the drawing preserves the continuity of the knot, that is, in every vertex of the underlying graph, opposite edges have a common tangent. There are many more features one could wish from a drawing of a knot or link, see, e.g., the energy models discussed in the PhD thesis of Scharein [18]. But our task is to *redraw* a given drawing of a knot with a particular topology, so other typical quality metrics, such as the number of crossings, that vary with the choice of the embedding or topology of a knot diagram do not apply here.

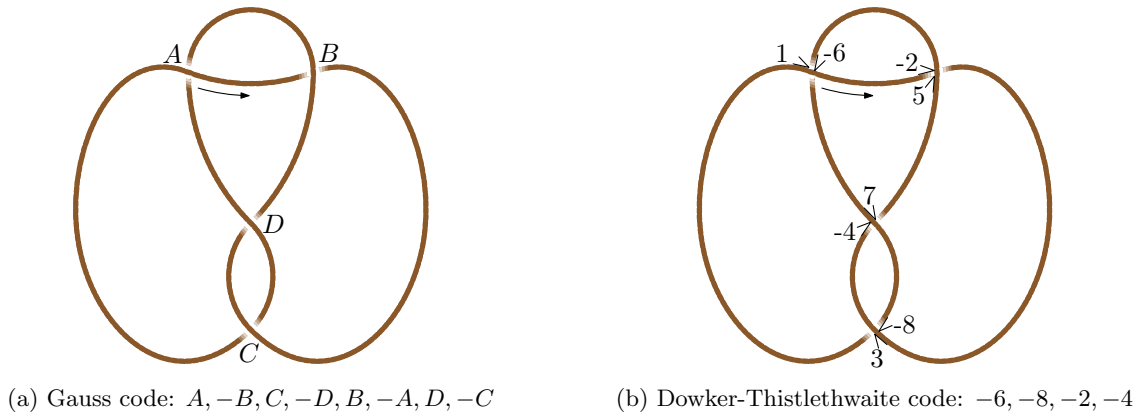
There already exists a graph drawing style that fulfills the three requirements above: a *Lombardi drawing* of a (multi-)graph $G = (V, E)$ is a drawing of G in the Euclidean plane with the following properties:

1. The vertices are represented as distinct points in the plane
2. The edges are represented as circular arcs connecting the representations of their end vertices (and not containing the representation of any other vertex); note that a straight-line segment is a circular arc with radius infinity.
3. Every vertex has *perfect angular resolution*, i.e., its incident edges are equiangularly spaced. For knots and links this means that the angle between any two consecutive edges is 90° .

A Lombardi drawing is plane if none of its edges intersect. We are particularly interested in plane Lombardi drawings, since crossings change the topology of the drawn knot.

Knot diagram representations. There are several ways in the literature to combinatorically represent a knot diagram that are different from the 4-regular multi-graph as described above, which we will briefly survey. The Alexander-Briggs-Rolfsen notation [3, 17] is a well established notation that organizes knots by their vertex number and a counting index, e.g., the trefoil knot 3_1 is listed as the first (and only) knot with three vertices. The Gauss code [8] of a knot can be computed as follows. Label each vertex with a letter, then pick a starting vertex and a direction, traverse the knot, and record the labels of the vertices encountered in the order of the traversal with a preceding “-” if the part of the knot that is followed at the vertex lies below the other part (called an *under crossing*); see Fig. 2a. The Dowker-Thistlethwaite code [9] is obtained similar to the Gauss code: Pick a starting vertex and a direction, traverse the knot, and label the vertices in the order of the traversal with consecutive integers, starting from 1, with a preceding “-” in case of an under crossing for even labels. Then, every vertex has two labels: a positive odd label and an even label. Order the vertices ascendingly by their odd label, and record their corresponding even labels in this order; see Fig. 2b.

Knot drawing software. Software for generating drawings for knots and links exists. One powerful package is KnotPlot [18], which provides several methods for drawing knot diagrams. It contains a library of over 1,000 precomputed knots and can also generate knot drawings of certain families, such as torus knots. KnotPlot is mainly concerned with visualizing knots in three and four dimensions. To this end, a knot is represented as a 3-dimensional path on a set number of nodes, and then forces are used on these


 Figure 2: Representations of the knot 4_1 .

nodes to smoothen the visualization without changing the topology. But `KnotPlot` also provides methods for drawing general knots in 2D based on the embedding of the underlying plane multigraph, represented by the Dowker-Thistlethwaite code. By replacing every vertex by a 4-cycle, the multigraph becomes a simple planar 3-connected graph, which is then drawn using Tutte’s barycentric method [21]. In the end, the modifications are reversed and a drawing of the knot is obtained with edges drawn as polygonal arcs. The author noticed that this method “... does not yield ‘pleasing’ graphs or knot diagrams.” In particular, he noticed issues with vertex and angular resolution [18, pg. 102].

Another approach was used by Emily Redelmeier [1] in the Mathematica package `KnotTheory`. Here, every arc, crossing, and face of the knot diagram is associated with a disk. The drawing is then generated from the implied circle packing as a circular arc drawing. As a result of the construction, every edge in the diagram is made of three circular arcs with common tangents at opposite edges. Since no further details are given, it is hard to evaluate the effectiveness of this approach, although as we show in this paper, three circular arcs per edge are never needed. A related drawing style for knots are the so-called *arc presentations* [6]. An arc presentation is an orthogonal drawing, that is, all edges are sequences of horizontal and vertical segments, with the additional properties that at each vertex the vertical segments are above the horizontal segments in the corresponding knot and that each row and column contains exactly one horizontal and vertical segment, respectively. However, these drawings might require a large number of bends per edge.

Lombardi drawings. Lombardi drawings were introduced by Duncan et al. [11]. They showed that 2-degenerate graphs have Lombardi drawings and that all d -regular graphs, with $d \not\equiv 2 \pmod{4}$, have Lombardi drawings with all vertices placed along a common circle. Neither of these results, however, is guaranteed to result in plane drawings. Duncan et al. [11] also showed that there exist planar graphs that do not have plane Lombardi drawings, but restricted graph classes (e.g., Halin graphs) do. In subsequent work, Eppstein [12, 13] showed that every (simple) planar graph with maximum degree three has a plane Lombardi drawing. Further, he showed that a certain class of 4-regular planar graphs (the medial graphs of polyhedral graphs) also admit plane Lombardi drawings and he presented an example of a 4-regular planar graph that does not have a plane Lombardi drawing. A generalization of Lombardi drawings are *k-Lombardi drawings*. Here, every edge is a sequence of at most k circular arcs that meet at a common tangent. Duncan et al. [10] showed that every planar graph has a plane 3-Lombardi drawing. Related to *k-Lombardi-drawings* are *smooth-orthogonal drawings of complexity k* [4]. These are plane drawings where every edge consists of a sequence of at most k quarter-circles and axis-aligned segments that meet smoothly, edges are axis-aligned (emanate from a vertex either horizontally or vertically), and no two edges emanate in the same direction. Note that in the special case of 4-regular graphs, smooth-orthogonal drawings of complexity k are also plane *k-Lombardi drawings*.

Our Contributions. The main question we study here is motivated by the application of the Lombardi drawing style to knot and link drawings: Given a 4-regular plane multigraph G without loops and cut vertices, does G admit a plane Lombardi drawing with the same combinatorial embedding? In Section 2 we start with some positive results on extending a plane Lombardi drawing, as well as composing two plane Lombardi drawings. In Section 3, by extending the results of Eppstein [12, 13], we show that a large class of multigraphs, including 4-regular polyhedral graphs, does have plane Lombardi drawings. Unfortunately, there exist several small knots that do not have a plane Lombardi drawing. Section 4 discusses these cases but also lists a few positive results for small examples. In Section 5, we show that every 4-regular plane multigraph has a plane 2-Lombardi drawing. In Section 6, we show that every 4-regular plane multigraph can be drawn with non-crossing circular arcs, so that the perfect angular resolution criterion is violated only by an arbitrarily small value ε , while maintaining that opposite edges have common tangents.

2 General Observations

If a knot or a link has an embedding with minimum number of vertices that admits a plane Lombardi drawing, we call it a *plane Lombardi knot (link)*. We further call the property of admitting a plane Lombardi drawing *plane Lombardiness*. If two vertices in a plane Lombardi drawing of a knot are connected by a pair of multi-edges, we denote the face enclosed by these two edges as a *lens*.

There exist a number of operations that maintain the plane Lombardiness of a 4-regular multigraph. Two knots A and B can be combined by *connecting A and B along edges a of A and b of B* , that is, cutting an edge a of A and an edge b of B open and gluing pairwise the loose ends of a with the loose ends of b . This operation is known as a *knot sum $A + B$* . Knots that cannot be decomposed into a sum of two smaller knots are known as *prime knots*. By Schubert’s theorem, every knot can be uniquely decomposed into prime knots [19]. The smallest prime knot is the trefoil knot with three crossings or vertices; see Fig. 1c. Rolfsen’s knot table¹ lists all prime knots with up to ten vertices.

Theorem 1. *Let A and B be two 4-regular multigraphs with plane Lombardi drawings. Let a be an edge of A and b an edge of B . Then the knot sum $A + B$, obtained by connecting A and B along edges a and b , admits a plane Lombardi drawing.*

Proof. We first apply a Möbius transformation to the plane Lombardi drawings of A and B so that in the resulting drawings the given edges a and b are drawn as straight edges passing through the point at infinity, i.e., they are complements of line segments on an infinite-radius circle; see Fig. 3. Next, we rotate and align both of these drawings so that edges a and b are collinear and the subdrawings obtained by removing edges a and b do not intersect. In the final step, we remove both a and b and reconnect their vertices by two new edges c and d connecting the two drawings, one being a line segment and the other passing through infinity. Since Möbius transformations preserve planarity and Lombardiness and our construction does not introduce any edge crossings, the resulting drawing is a plane Lombardi drawing. Another Möbius transformation may be applied to remove the edge through infinity. \square

Another operation that preserves the plane Lombardiness is *lens multiplication*. Let $G = (V, E)$ be a 4-regular plane multigraph with a lens between two vertices u and v . A lens multiplication of G is a 4-regular plane multigraph that is obtained by replacing the lens between u and v with a chain of lenses.

Lemma 2. *Let $G = (V, E)$ be a 4-regular plane multigraph with a plane Lombardi drawing Γ . Then, any lens multiplication G' of G also admits a plane Lombardi drawing.*

Proof. Let f be a lens in Γ spanned by two vertices u and v . We denote the two edges bounding the lens as e_1 and e_2 . The angle between e_1 and e_2 in both end-vertices is 90° . We define the bisecting circular arc b of f as the unique circular arc connecting u and v with an angle of 45° to both e_1 and e_2 ; see Fig. 4.

Let p be the midpoint of b . If we draw circular arcs from both u and v to p that have the same tangents as e_1 and e_2 in u and v , then these four arcs meet at p forming angles of 90° . Furthermore, each such arc lies

¹http://katlas.org/wiki/The_Rolfsen_Knot_Table

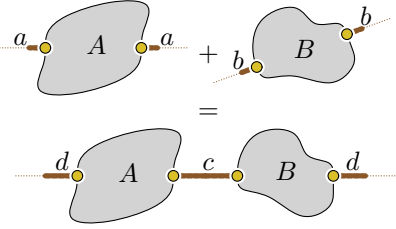


Figure 3: Adding two plane Lombardi drawings of 4-regular multigraphs.

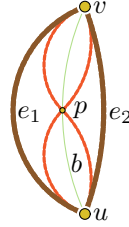


Figure 4: Subdividing a lens between u and v by a new vertex p .

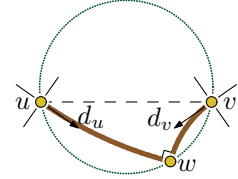


Figure 5: Placement circle for neighbor w of u and v in a 4-regular graph.

inside lens f and hence does not cross any other arc of Γ . The resulting drawing is thus a plane Lombardi drawing of a 4-regular multigraph that is derived from G by subdividing the lens f with a new degree-4 vertex.

By repeating this construction inside the new lenses, we can create plane Lombardi drawings that replace lenses by chains of smaller lenses. \square

We will use the following property several times throughout the paper.

Property 3 (Property 2 in [10, 11]). *Let u and v be two vertices with given positions that have a common, unplaced neighbor w . Let d_u and d_v be two tangent directions and let θ be a target angle. Let C be the locus of all positions for placing w so that (i) the edge (u, w) is a circular arc leaving u in direction d_u , (ii) the edge (v, w) is a circular arc leaving v in direction d_v , and (iii) the angle formed at w is θ . Then C is a circle, the so-called placement circle of w .*

Duncan et al. [10] further specify the radius and center of the placement circle by the input coordinates and angles. For the special case that the two tangent directions d_u and d_v are symmetric with respect to the line through u and v , and that the angle θ is 90° or 270° , the corresponding placement circle is such that its tangent lines at u and v form an angle of 45° with the arc directions d_u and d_v . In particular, the placement circle bisects the right angle between d_u (resp. d_v) and its neighboring arc direction. Fig. 5 illustrates this situation.

3 Plane Lombardi Drawings via Circle Packing

Recall that *polyhedral graphs* are simple planar 3-connected graphs, and that those graphs have a unique (plane) combinatorial embedding. The (plane) *dual graph* M' of a plane graph M has a vertex for every face of M and an edge between two vertices for every edge shared by the corresponding faces in M . In the “classic” drawing $D(M, M')$ of a primal-dual graph pair (M, M') , every vertex of M' lies in its corresponding face of M and vice versa, and every edge of M' intersects exactly its corresponding edge of M . Hence, every cell of $D(M, M')$ has exactly two such edge crossings and exactly one vertex of each of M and M' on its boundary. The *medial graph* of a primal-dual graph pair (M, M') has a vertex for every crossing edge pair in $D(M, M')$ and an edge between two vertices whenever they share a cell in $D(M, M')$; see Fig. 6a. Every cell of the medial graph contains either a vertex of M or a vertex of M' and every edge in the medial graph is incident to exactly one cell in $D(M, M')$.

Every 4-regular plane multigraph G can be interpreted as the medial graph of some plane graph M and its dual M' , where both graphs possibly contain multi-edges. In fact, medial graphs have already been used in the context of knot diagrams by Tait in 1879 [20]. If G contains no loops and cut vertices, then neither M nor M' contains loops. Eppstein [12] showed that if M (and hence also M') is polyhedral, then G admits a plane Lombardi drawing. We show next how to extend this result to a larger graph class. We next show that if one of M and M' is simple, then $D(G)$ admits a plane Lombardi-drawing. A full construction example of the algorithm can be found in Appendix A.

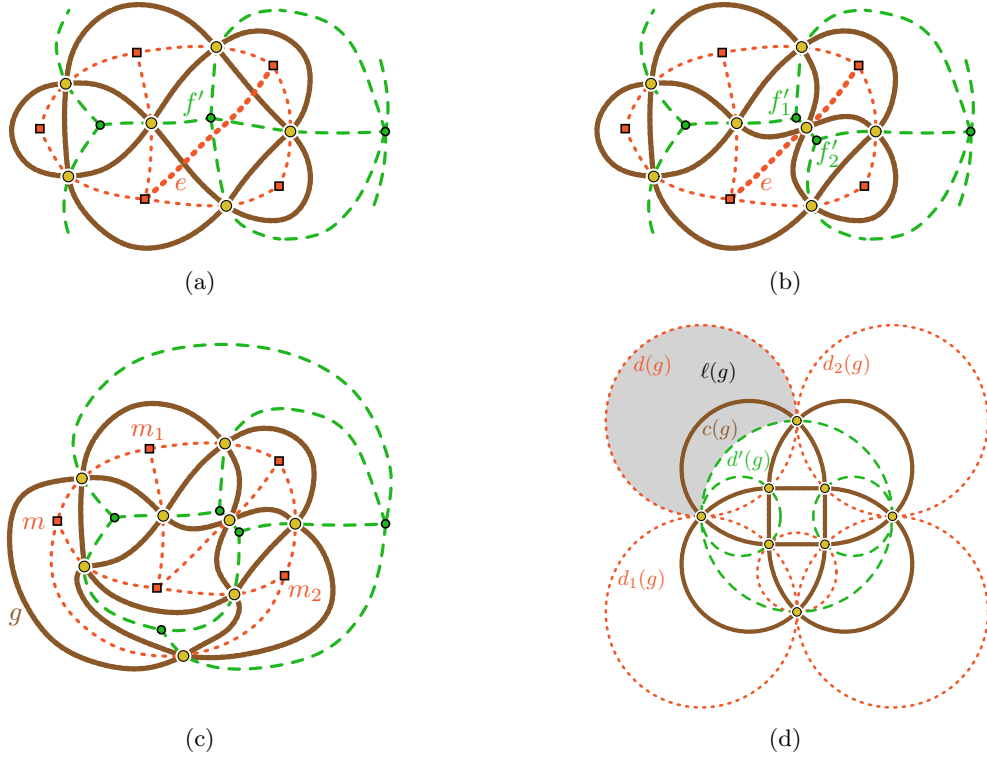


Figure 6: (a)–(b) Modifications due to the addition of edge e . (c) Extension of (b) to a polyhedral graph, and (d) the according primal-dual circle packing representation. The medial graph G is drawn solid, the primal multigraph M is drawn dotted, and the dual multigraph M' is drawn dashed. The shaded area is the lens region $l(g)$.

Theorem 4. *Let $G = (V, E)$ be a biconnected 4-regular plane multigraph and let M and M' be the primal-dual multigraph pair for which G is the medial graph. If one of M and M' is simple, then G admits a plane Lombardi drawing preserving its embedding.*

Proof. Assume w.l.o.g. that M is simple. If M (and hence also M') is polyhedral, then G admits a plane Lombardi drawing Γ by Eppstein [12].

It remains to show that Γ preserves the embedding of G . The drawing Γ is constructed in the following way: Consider a primal-dual circle packing $C(M, M')$ of (M, M') which exists due to Brightwell and Schreiner [5]. The plane Lombardi drawing Γ of G then is essentially the Voronoi diagram of $C(M, M')$. As the combinatorial embedding of M and M' is unique up to homeomorphism on the sphere, there exists a Möbius transformation τ such that the circle packing $\tau(C(M, M'))$ has the same unbounded face as $D(M, M')$. Hence, Γ is a plane Lombardi drawing of G that preserves its combinatorial embedding.

Now assume that M is not 3-connected. As a first step, we iteratively extend $M = M_0$ by adding p edges until we obtain a polyhedral graph M_p . During this process, we also iteratively adapt the dual graph and the medial graph; see Figs. 6a–b for an illustration. Let M_{i+1} be the graph obtained from M_i by adding edge e to M_i . The edge e splits a face f of M_i with at least four incident vertices into two faces f_1 and f_2 with at least three incident vertices each. In M'_i , the according vertex f' is split into two vertices f'_1 and f'_2 . The edges incident to f' are partitioned into edges incident to f'_1 and f'_2 and an additional edge between f'_1 and f'_2 is added. In G_i , the edges inside the face f of M_i form a cycle that connects every pair of edges in M_i that is incident along the boundary of f . When e is added, exactly two edges g_1, g_2 of G_i are intersected by e . To obtain G_{i+1} , the edges g_1 and g_2 are replaced by four new edges, where each new edge has the new crossing between e and (f'_1, f'_2) as one endpoint and one of the four endpoints of g_1 and g_2 , respectively, as the other endpoint.

Lombardi Drawings of Knots and Links

In the second step, we apply the result of Eppstein [12] to obtain a plane Lombardi drawing Γ_p of G_p together with a primal-dual circle packing $C(M_p, M'_p)$. Before going into the third step, the iterative removal of the edges that were added in the first step, let us consider the structure obtained from the second step in more detail; see Figs. 6c–6d. For an edge g of G_p , consider the unique vertex $m(g) \in M_p$ that lies in a cell of G_p incident to g . Note that g has its endpoints on two edges incident to $m(g)$ and adjacent in their order around $m(g)$. Let these edges be $(m(g), m_1(g))$ and $(m(g), m_2(g))$, respectively. Let $d(g)$, $d_1(g)$, and $d_2(g)$ be the disks in $C(M_p)$ corresponding to $m(g)$, $m_1(g)$, and $m_2(g)$, respectively. Then in Γ_p , the circular arc $c(g)$ corresponding to g lies in the interior² of the disk $d(g)$ and has its endpoints on the touching points of $d(g)$ with $d_1(g)$ and $d_2(g)$, respectively. These touching points are consecutive along the boundary of $d(g)$. Further, there is a disk $d'(g)$ in $C(M'_p)$ whose boundary intersects the boundary of $d(g)$ exactly in the endpoints of $c(g)$. The intersection of $d(g)$ and $d'(g)$ contains $c(g)$ in its interior. The circles $\partial d(g)$ and $\partial d'(g)$ intersect with right angles and $c(g)$ bisects the angles at both intersections. We call $d(g) \cap d'(g)$ the *lens region* $\ell(g)$ of g . For any two edges g_1 and g_2 of Γ_p , the according lens regions $\ell(g_1)$ and $\ell(g_2)$ are interior-disjoint. The lens regions of the edges incident to the face in Γ_p corresponding to $m(g)$ cover the whole boundary of $d(g)$ and the endpoints of those regions appear in the same cyclic order as the according edges in M_p .

In the third step, we iteratively remove the edges that were added in the first step, by this constructing a sequence of plane Lombardi drawings Γ_i for G_i , for $i = p - 1, \dots, 0$. For any edge g of G_i , consider the unique vertex $m(g) \in M_i$ that lies in a cell of Γ_i incident to g , with endpoints on edges $(m(g), m_1(g))$ and $(m(g), m_2(g))$ of M_i , respectively. Let $d(g)$, $d_1(g)$, and $d_2(g)$ be the disks in $C(M_p)$ corresponding to $m(g)$, $m_1(g)$, and $m_2(g)$, respectively, and let $c(g)$ be the circular arc in Γ_i corresponding to g . We keep the following invariants for all edges g of the drawing Γ_i :

- (i) $c(g)$ lies in the disk $d(g)$ and has its endpoints on the touching points of $d(g)$ with $d_1(g)$ and $d_2(g)$, respectively.
- (ii) There is a disk $d'(g)$ whose boundary intersects the boundary of $d(g)$ exactly in $d(g) \cap d_1(g)$ and $d(g) \cap d_2(g)$, such that $c(g)$ bisects one of the two regions $d(g) \cap d'(g)$ and $d(g) \cap \mathbb{R}^2 \setminus d'(g)$, which we call its lens region $\ell(g)$.
- (iii) For any two edges g_1 and g_2 of G_i , the lens regions $\ell(g_1)$ and $\ell(g_2)$ are interior-disjoint.
- (iv) The lens regions of the edges incident to the face in $D(G_i)$ corresponding to $m(g)$ cover the whole boundary of $d(g)$ and the endpoints of those regions appear in the same cyclic order as the according edges in $D(M_i)$.

Obviously, those invariants are fulfilled by Γ_p . Hence, assume that they are also fulfilled for Γ_{i+1} , and consider the removal of the edge $e = (v_1, v_2)$ from M_{i+1} to obtain M_i . In the medial graph G_{i+1} , the edge e corresponds to four edges sharing the vertex corresponding to e , and there are two unique faces corresponding to v_1 and v_2 , respectively. Each of those has two of the edges of G_{i+1} corresponding to e as consecutive edges along the face. Let g_1 and g_2 be those consecutive incident edges on the face of G_{i+1} corresponding to v_1 . Note that their non-shared endpoints lie on the edges (v_1, v_3) and (v_1, v_4) , respectively, where v_3 and v_4 are consecutive in the cyclic order around v_1 in M_i . Further, note that, when removing e from M_{i+1} , we have to replace g_1 and g_2 by an edge g connecting their non-shared endpoints. For every $j \in \{1, 2, 3, 4\}$, let $d(v_j)$ be the disk of $C(M_p)$ that corresponds to the vertex v_j of $M_i \subset M_p$ (note that with the notation from the invariants, $d(v_1) = d(g_1) = d(g_2)$). Next, consider $c(g_1)$ and $c(g_2)$ in the drawing Γ_{i+1} . By our invariants, $c(g_1)$ and $c(g_2)$ lie in their lens regions $\ell(g_1)$ and $\ell(g_2)$, which are consecutive along the boundary of $d(v_1)$. The only common point of $\ell(g_1)$ and $\ell(g_2)$ is the touching point of $d(v_1)$ and $d(v_2)$. The other endpoints of $c(g_1)$ and $c(g_2)$ are the touching points $d(v_1) \cap d(v_3)$ and $d(v_1) \cap d(v_4)$, respectively. Further, the boundary of $d(v_1)$ is completely covered by lens regions which are all pairwise non-intersecting and bounded by circles intersecting $\partial d(v_1)$ in right angles. We replace $c(g_1)$ and $c(g_2)$ by the circular arc $c(g)$ that has as its endpoints at the touching points $d(v_1) \cap d(v_3)$ and $d(v_1) \cap d(v_4)$ and is tangent to $c(g_1)$ and $c(g_2)$, respectively, in its endpoints. We define the lens region $\ell(g)$ as the unique region that contains $\ell(g_1)$ and $\ell(g_2)$ and is the intersection of $d(v_1)$ with the (according side of the) unique disk $d'(g)$ for which $\partial d'(g)$

²Here, *interior* is meant w.r.t. the circle packing. Note that a circle could also be inverted, that is, contain the unbounded face.

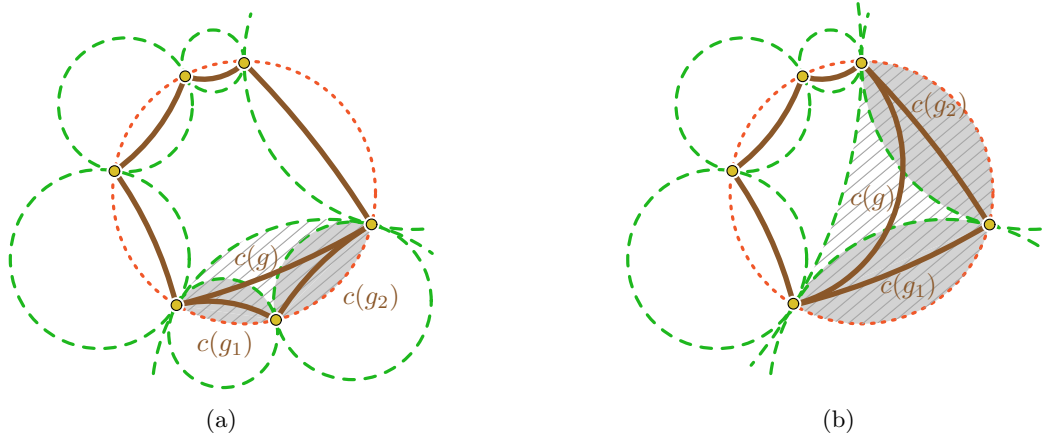


Figure 7: Two examples of a lens region $\ell(g)$ resulting from $\ell(g_1)$ and $\ell(g_2)$: (a) convex and (b) reflex. The lens regions of $c(g_1)$ and $c(g_2)$ are drawn as shaded areas, while the one of $c(g)$ is the cross-hatched region.

intersects $\partial d(v_1)$ at a right angle in the endpoints of $c(g)$; see Fig. 7.

Note that $\ell(g)$ does not intersect the interior of any other lens region: for the lens regions outside $d(v_1)$, this is trivial. For the ones inside $d(v_1)$, it follows from continuous transformation of the bounding circle $\partial d'(g)$ to the bounding circle of the other lens. Hence, after repeating the analogous construction for the two other edges in G_{i+1} needed to be replaced when removing e from M_{i+1} , namely the ones that are incident to the face corresponding to v_2 in $D(G_{i+1})$, we obtain a plane Lombardi drawing Γ_i that again fulfills our four invariants, which completes the proof. \square

We remark that this result is not tight: there exist 4-regular plane multigraphs whose primal-dual pair M and M' contain parallel edges that still admit plane Lombardi drawings, e.g., knots 8_{12} , 8_{14} , 8_{15} , 8_{16} ; see Fig. 26 in Appendix B.

We now prove that 4-regular polyhedral graphs are medial graphs of a simple primal-dual pair.

Lemma 5. *Let $G = (V, E)$ be a 4-regular polyhedral graph and let M and M' be the primal-dual pair for which G is the medial graph. If there is a multi-edge in M or in M' , then the corresponding vertices of G either have a multi-edge between them or they form a separation pair of G .*

Proof. W.l.o.g., assume that there are two edges between vertices f and g in M . Let u and v be the vertices of G that these two edges pass through; see Fig. 8. The vertices f and g of M correspond to faces in the embedding of G that both contain u and v . Hence, the removal of u and v from G disconnects G into two parts: the part inside the area spanned by the two edges between f and g and the part outside this area.



Figure 8: If there is a multi-edge between vertices f and g in the primal, then there is a multi-edge (u, v) or a separation pair u, v in the medial.

Both u and v have two edges in both areas, so either there is a multi-edge between u and v , or there are vertices in both parts, which makes u, v a separation pair of G . \square

Lemma 5 and Theorem 4 immediately give the following theorem.

Theorem 6. *Let $G = (V, E)$ be a 4-regular polyhedral graph. Then G admits a plane Lombardi drawing.*

4 Positive and Negative Results for Small Graphs

We next consider all prime knots with 8 vertices or less. We compute plane Lombardi drawings for those that have it and argue that such drawings do not exist for the others. We start by showing that no knot with a K_4 subgraph is plane Lombardi.

Lemma 7. *Every 4-regular plane multigraph G that contains K_4 as a subgraph does not admit a plane Lombardi drawing.*

Proof. Let a, b, c, d be the vertices of the K_4 . Every plane embedding of K_4 has a vertex that lies inside the cycle through the other 3 vertices; let d be this vertex. Since d has degree 4, it has another edge to either one of a, b, c , or to a different vertex. In the former case, assume that there is a multi-edge between c and d . In the latter case, by 4-regularity, there has to be another vertex of a, b, c that is connected to a vertex inside the cycle through a, b, c ; let c be this vertex. In both cases, c has two edges that lie inside the cycle through a, b, c .

Assume that G has a Lombardi drawing. Since Möbius transformations do not change the properties of a Lombardi drawing, we may assume that the edge (a, b) is drawn as a straight-line segment as in Fig. 9b. Since both c and d are neighbors of a and b , there are two corresponding placement circles by Property 3. In fact, since any two edges of a Lombardi drawing of a 4-regular graph must enclose an angle of 90° and since a and b have “aligned tangents” due to being neighbors themselves, the two placement circles coincide and a situation as shown in Fig. 9 arises. In particular, this means that in any Lombardi drawing of G the four vertices must be co-circular. It is easy to see that we cannot draw the missing circular arcs connecting c and d : any such arc must either lie completely inside or completely outside of the placement circle. Yet, the stubs for the two edges between c and d point inside at c and outside at d . \square

Lemma 8. *Knots 4_1 and 5_2 are not plane Lombardi knots.*

Proof. For knot 4_1 , the claim immediately follows from Lemma 7.

Knot 5_2 again has the property that all five vertices must be co-circular in any Lombardi drawing. To see this, we first consider the four vertices a, b, c, d in Fig. 10. Regardless of the placement of a and b , we observe that c and d are both adjacent to a and b and need to enclose an angle of 90° in the triangular face with a and b . This situation was already discussed in Lemma 7 and yields a circle C containing a, b, c, d ; see Fig. 9. The final vertex, e , is adjacent to c and d so that we can determine the placement circle for e with



Figure 9: Knot 4_1 has no Lombardi drawing.



Figure 10: Knot 5_2 and a non-plane Lombardi drawing.

respect to c and d . As we know from Lemma 7, the two arc stubs of d to be connected with e form angles of 45° with C and point outwards. Conversely, the two arc stubs of c form angles of 45° with C and point inwards. If we take any point p on C and draw circular arcs from the stubs of c and d to p , the four arcs meet at 90° angles in p . These are precisely the angles required at vertex e and hence C is in fact the unique placement circle for e by Property 3. This implies that actually all five vertices of 5_2 must be co-circular in any Lombardi drawing.

Unlike knot 4_1 , it is geometrically possible to draw all edges as Lombardi arcs; see Fig. 10b. However, as we will show, no plane Lombardi drawing of knot 5_2 exists. By an appropriate Möbius transformation, we may assume that all five vertices are collinear on a circle of infinite radius. Moreover, to avoid crossings, the order along the line is either a, b, c, e, d or a, b, d, e, c (modulo cyclic shifts and reversals). Since both cases are symmetric, we restrict the discussion to the first one. As a further simplification, we initially assume that a and b are placed on the same position such that the lens between a and b collapses; see Fig. 11.

This drawing consists of two intertwined 4-cycles, which intersect the line ℓ at angles of 45° . We argue that the 4-cycle depicted in Fig. 11 cannot be drawn as a simple cycle without self intersections. We consider the four centers m_1, m_2, m_3, m_4 of the circular arcs a_1, a_2, a_3, a_4 and their radii r_1, r_2, r_3, r_4 . Due to the fact that adjacent arcs meet on ℓ at an angle of 45° and have the same tangent, the four centers form the corners of a rectangle R with side lengths $r_1 + r_2$ and $r_3 + r_2$. We can further derive that $r_4 - r_3 = r_1 + r_2$. Let δ be the length of a diagonal of R . For the arcs a_1 and a_3 to be disjoint, we require $\delta > r_1 + r_3$. For a_2 and

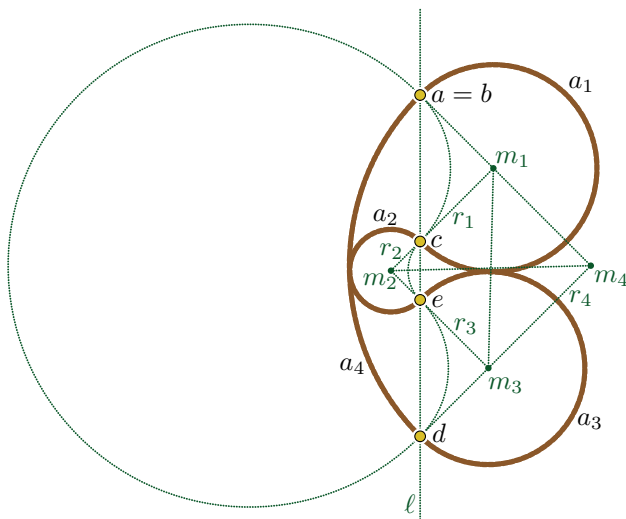


Figure 11: Knot 5_2 has no plane Lombardi drawing.

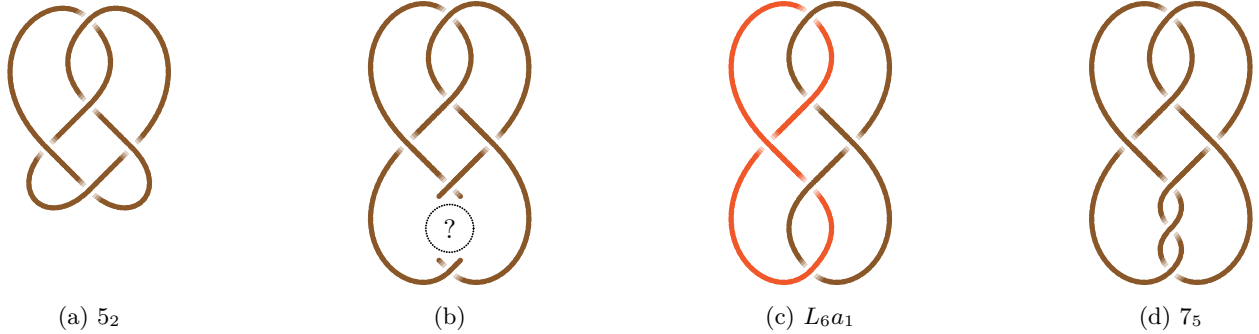


Figure 12: A family of non-Lombardi knots and links.

a_4 to be disjoint, we require $\delta < r_4 - r_2$. But since $r_4 - r_2 = r_1 + r_3$, this is impossible and the 4-cycle must self-intersect.

Finally, if we move b by some $\varepsilon > 0$ away from a and towards c , this will only decrease the radius r_4 and thus introduce proper intersections in the drawing. Thus, knot 5_2 has no plane Lombardi drawing. \square

As the above lemma shows, even very small knots may not have a plane Lombardi drawing. However, most knots with a small number of crossings are indeed plane Lombardi. In Fig. 26 in Appendix B, we provide plane Lombardi drawings of all knots with up to eight vertices except 4_1 and 5_2 . Most of these drawings can actually be obtained using the techniques from Section 2 and 3.

Theorem 9. *All prime knots with up to eight vertices other than 4_1 and 5_2 are plane Lombardi knots.*

Note that Theorem 9 implies that each of these knots has a combinatorial embedding that supports a plane Lombardi drawing. It is not true, however, that every embedding admits a plane Lombardi drawing. In fact, the knot 7_5 , as a member of an infinite family of knots and links, has an embedding that cannot be drawn plane Lombardi. This family is derived from the knot 5_2 and gives rise to the next theorem.

Theorem 10. *There exists an infinite family of prime knots and links that have embeddings that do not support plane Lombardi drawings.*

Proof. Consider again the knot 5_2 (Fig. 12a). By Lemma 8, it has no Lombardi drawing. We claim that if we duplicate the bottom vertex and vertically detach the two copies completely, the resulting graph (using four stubs to ensure the correct angular resolution) still has no plane Lombardi drawing (Fig. 12b). As a result, we can construct an infinite family of forms of knots and links without plane Lombardi drawings by vertically twisting the connections between the duplicated vertices. The first two smallest members of this family are the link L_{6a_1} , consisting of two interlinked figure-8's (Fig. 12c), and the knot 7_5 (Fig. 12d). \square

However, the same family, starting with its six-vertex member L_{6a_1} , does have plane Lombardi drawings with a different embedding.

Corollary 11. *The prime knots and links in the family of Theorem 10 with six or more vertices all have an embedding with a plane Lombardi drawing.*

Proof. For the link L_{6a_1} and the knot 7_5 we provide plane Lombardi drawings in Fig. 13. Observe that the incremental twists defining the family in Theorem 10 are now done at the bottom part of the knot/link diagrams in Fig. 13. Since each twist now corresponds to a lens multiplication, we obtain from Lemma 2 that all other knots and links in the family also have plane Lombardi drawings. Figure 13 shows the respective 8-vertex link $L_{8a_{11}}$ and 9-vertex knot 9_6 . \square

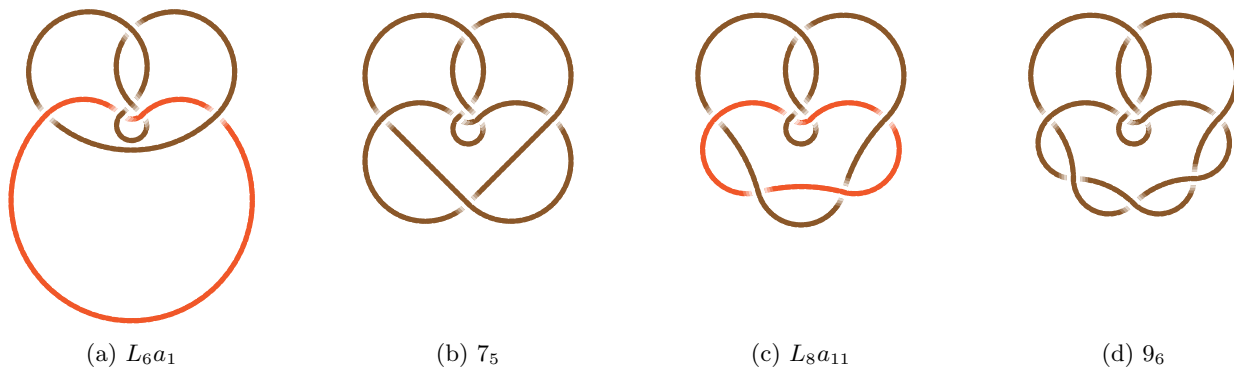


Figure 13: Plane Lombardi drawings for Corollary 11 obtained by lens multiplication.

Interestingly, the two knots 4_1 and 5_2 without a plane Lombardi drawing belong to the known family of *twist knots*, which are knots formed by taking a closed loop, twisting it any number of times and then hooking up the two ends together. All other twist knots do have plane Lombardi drawings though.

Corollary 12. *All twist knots except 4_1 and 5_2 are plane Lombardi knots.*

Proof. We know from Theorem 9 that 4_1 and 5_2 are not plane Lombardi knots. The smallest twist knot is 3_1 and the other twist knots with at most eight vertices are 6_1 , 7_2 , and 8_1 , which all have a plane Lombardi drawing as shown in Fig. 26. The progressive twisting pattern defining the twist knots and seen in the drawings of 6_1 , 7_2 , and 8_1 can easily be extended for all twist knots by incrementally applying the lens multiplication of Lemma 2. \square

5 Plane 2-Lombardi Drawings of Knots and Links

Since not every knot admits a plane Lombardi drawing, we now consider plane 2-Lombardi drawings; see Fig. 14a for an example. Bekos et al [4] recently introduced *smooth orthogonal drawings of complexity k* . These are drawings where every edge consists of a sequence of at most k circular arcs and axis-aligned segments that meet smoothly with horizontal or vertical tangents, and where at every vertex, each edge emanates either horizontally or vertically and no two edges emanate in the same direction. For the special case of 4-regular graphs, every smooth orthogonal drawing of complexity k is also a plane k -Lombardi drawing. Alam et al. [2] showed that every plane graph with maximum degree 4 can be redrawn as a plane smooth-orthogonal drawing of complexity 2. Their algorithm takes as input an orthogonal drawing produced by the algorithm of Liu et al. [15] and transforms it into a smooth orthogonal drawing of complexity 2. We show how to modify the algorithm by Liu et al., to compute an orthogonal drawing for a 4-regular plane multigraph and then use the algorithm by Alam et al. to transform it into a smooth orthogonal drawing of complexity 2.

Theorem 13. *Every biconnected 4-regular plane multigraph G admits a plane 2-Lombardi drawing with the same embedding.*

Proof. The algorithm of Alam et al. [2] takes as input an orthogonal drawing produced by the algorithm of Liu et al. [15] and transforms it into a smooth orthogonal drawing of complexity 2. The drawings by Liu et al. have the property that every edge consists of at most 3 segments (except at most one edge that has 4 segments), and it contains no *S-shapes*, that is, it contains no edge that consists of 3 segments where the bends are in opposite direction. To show this theorem, we only have to show that we can apply the algorithm of Liu et al. to 4-regular plane multigraphs to produce a drawing with the same property.

Liu et al. first choose two vertices s and t and compute an *st-order* of the input graph. An *st-order* is an ordering ($s = 1, 2, \dots, n = t$) of the vertices such that every j ($2 < j < n - 1$) has neighbors i and k

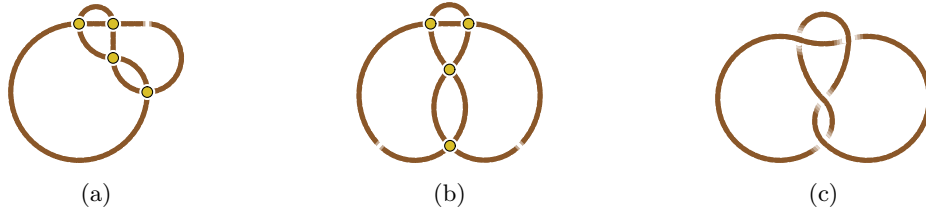


Figure 14: Drawings of knot 4_1 which by Lemma 8 does not admit a plane Lombardi drawing. (a) A smooth orthogonal drawing of complexity 2, (b) a different plane 2-Lombardi drawing, and (c) a plane ε -angle Lombardi drawing.

with $i < j < k$. We can obtain an st -order for a multigraph by removing any duplicate edges. Liu et al. then direct all edges according to the st -order from a vertex with lower st -number to a vertex with higher st -number.

According to the rotation system implied by the embedding of the input graph, Liu et al. then assign a port to every edge around a vertex such that every vertex (except t) has an outgoing edge at the top port, every vertex (except s) has an incoming edge at the top port, every vertex has an outgoing edge at the right port if and only if it has at least 2 outgoing edges, and every vertex has an incoming edge at the left port if and only if it has at least 2 incoming edges. They further make sure the edge that uses the bottom port at s is incident to the vertex r with st -number 2, and that the edge (s, t) , if it exists, uses the left port at s and the top port at t ; this edge is the only one drawn with 4 segments, but can still be transformed into a smooth orthogonal edge of complexity 2 by Alam et al. . They place the vertices s and r on the y -coordinate 2 and every other vertex on the y -coordinates equal to their st -number. The shape of the edges is then implied by the assigned ports at their incident vertices. By placing vertices that share an edge with a bottom port and a top port above each other, there can be no S-shapes with two vertical segments, but there can still be S-shapes with two horizontal segments if an edge uses a left port and a right port. To eliminate these S-shapes, the consider sequences of S-shapes, that is, paths in the graphs that are drawn only with S-shapes, and move the vertices vertically such that they all lie on the same y -coordinate. Up to the elimination of S-shapes, every step of the algorithm can immediately applied to multigraphs. We choose s and t as vertices on the outer face of the given embedding such that the edge (s, t) exists. We claim that then no multi-edge can be drawn as an S-shape.

Let u and v be two vertices in G with at least two edges e_1 and e_2 between them. W.l.o.g., let u have a lower st -number than v . Then both e_1 and e_2 are directed from u to v . If $u = s$ and $v = r$, then both vertices are placed on the same y -coordinate, so there can be no S-shape between them. If $u = s$ and $v = t$, then there is an edge that uses the left port at u and the top port at v ; since all multi-edges have to be consecutive around u and v , there can be no edge between them that uses a left port and a right port. Otherwise, assume that e_2 is the successor of e_1 in counter-clockwise order around u (and hence the predecessor of e_1 in counter-clockwise order around v). If e_1 uses the right port at u and the left port at v , then e_2 has to use the top port at v , which cannot occur by the port assignment. If e_1 uses the left port at u and the right port at v , then e_2 has to use the bottom port at u , which also cannot occur by the port assignment. Thus, neither e_1 nor e_2 is drawn as an S-shape and every sequence of S-shapes consists only of simple edges. Hence, we can use the algorithm of Liu et al. to produce an orthogonal drawing with the desired property for every 4-regular plane multigraph and then use the algorithm of Alam et al. to transform it into a smooth complexity drawing of complexity 2 which is also a plane 2-Lombardi drawing. \square

6 Plane Near-Lombardi Drawings

Since not all knots admit a plane Lombardi drawing, in this section we relax the perfect angular resolution constraint. We say that a knot (or a link) is *near-Lombardi* if it admits a drawing for every $\varepsilon > 0$ such that

1. All edges are circular arcs,

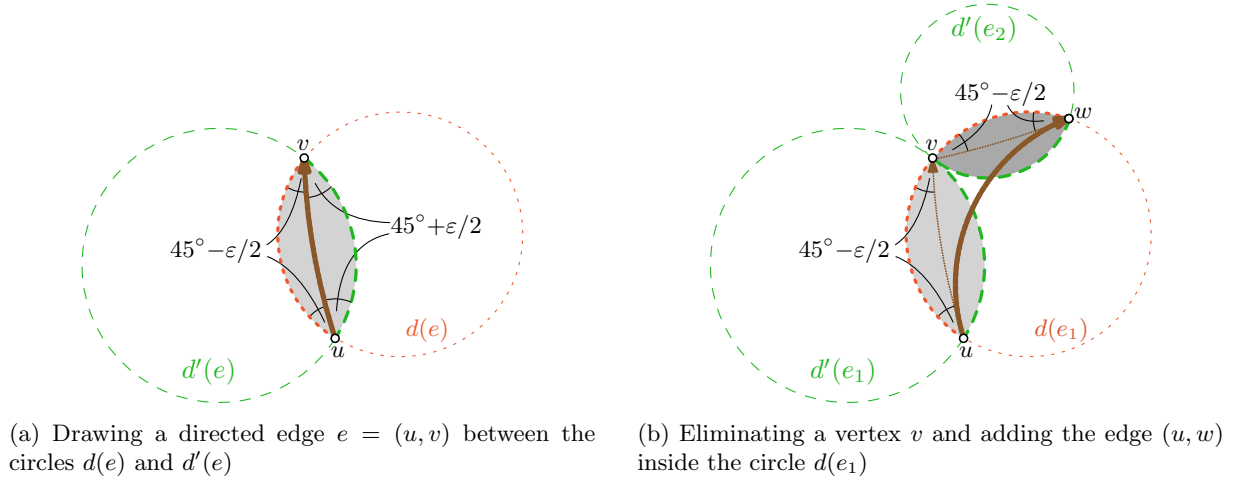


Figure 15: Illustrations for the proof of Lemma 14.

2. Opposite edges at a vertex are tangent;
3. The angle between crossing pairs at each vertex is at least $90^\circ - \varepsilon$.

We call such a drawing a ε -angle Lombardi drawing. Note that a Lombardi drawing is essentially a 0-angle Lombardi drawing. For example, the knot 4_1 does not admit a plane Lombardi drawing, but it admits a plane ε -angle Lombardi drawing, as depicted in Fig. 14c.

Let Γ be an ε -angle Lombardi drawing of a 4-regular graph. If each angle described by the tangents of adjacent circular arcs at a vertex in Γ is exactly $90^\circ + \varepsilon$ or $90^\circ - \varepsilon$, then we call Γ an ε -regular Lombardi drawing. Note that any Lombardi drawing is a 0-regular Lombardi drawing.

We first extend some of our results for plane Lombardi drawings to plane ε -angle Lombardi drawings. The following Lemma is a stronger version of Theorem 4.

Lemma 14. *Let $G = (V, E)$ be a biconnected 4-regular plane multigraph and let M and M' be the primal-dual multigraph pair for which G is the medial graph. If one of M and M' is simple, then G admits a plane ε -regular Lombardi drawing preserving its embedding for every $0^\circ \leq \varepsilon < 90^\circ$.*

Proof. We use the same algorithm as for the proof of Theorem 4 with a slight modification. We first seek to direct the edges such that every vertex has two incoming opposite edges and two outgoing opposite edges. Let M and M' be the primal-dual pair corresponding to the medial graph G . Every face in G corresponds to a vertex either in M or in M' ; we say that the face *belongs to* M or M' . We orient the edges around each face that belongs to M in counter-clockwise order. Every edge in G lies between a face that belongs to M and a face that belongs to M' , so this gives a unique orientation for every edge. Further, the faces around any vertex belong to M , to M' , to M , and to M' in counter-clockwise order. Hence, the edges around any vertex are outgoing, incoming, outgoing, and incoming in counter-clockwise order, which gives us the wanted edge orientation.

We use the same primal-dual circle packing approach to obtain a drawing of G' , but instead of using the bisection of the intersection of a primal and a dual circle, we use a circular arc with a different angle; see Fig. 15a. Let $e = (u, v)$ be an edge of G' directed from u to v , and let $l(e)$ be the lens region of e between the primal-dual circles $d(e)$ and $d'(e)$. W.l.o.g., assume that the 90° angle inside $l(e)$ is between $d'(e)$ and $d(e)$ in counter-clockwise order around u . In the proof of Theorem 4, we would draw e as a bisection of $l(e)$. We draw e that the angle between $d'(e)$ and (u, v) at u is $45^\circ + \varepsilon/2$ and the angle between e and $d(e)$ at u is $45^\circ - \varepsilon/2$.

Informally, this means that all outgoing edges at a vertex are “rotated” by $\varepsilon/2$ in counter-clockwise direction, and all incoming edges at a vertex are “rotated” by $\varepsilon/2$ in clockwise direction compared to a plane circular-arc drawing of G' . Since opposite edges of a vertex u have the same direction with respect to u , they

Lombardi Drawings of Knots and Links

are rotated by the same angle, so they are still tangent. Further, since adjacent edges at u have a different direction with respect to u , the angle between them is now either $90^\circ + \varepsilon$ or $90^\circ - \varepsilon$.

We then use the same procedure as in Theorem 4 to eliminate vertices from G' and obtain a plane ε -regular Lombardi drawing of G . In every step of this procedure, we eliminate a vertex v from G' and add an edge between two pairs of its adjacent vertices (without introducing self-loops); see Fig. 15b. Let u and w be two neighbors of v in G' such that we want to obtain the edge $e = (u, w)$ in G . W.l.o.g., assume that the edge $e_1 = (u, v)$ is directed from u to v in G' and that the edge $e_2 = (v, w)$ is directed from v to w in G' . Following the proof of Theorem 4, e_1 lies in the lens region $l(e_1)$ between disks $d(e_1)$ and $d'(e_1)$, and e_2 lies in the lens region $l(e_2)$ between disks $d(e_2) = d(e_1)$ and $d'(e_2)$. Hence, u and w lie on a common circle $d(e_1)$ of the primal-dual circle packing. Assume that the 90° angle inside $l(e_1)$ is between $d'(e_1)$ and $d(e_1)$ in counter-clockwise order around u ; the other case is symmetric. By the direction of the edges e_1 and e_2 , the angle between e_1 and $d(e_1)$ is $45^\circ - \varepsilon/2$ in counter-clockwise around u and the angle between $d(e_1)$ and e_2 is also $45^\circ - \varepsilon/2$ in counter-clockwise direction around w . Hence, we can draw the edge e as a circular arc inside $d(e_1)$ with angle $45^\circ - \varepsilon/2$ to $d(e_1)$ at both u and w . We keep the ports at both vertices and by directing the edge from u to w we also keep a direction of the edges that satisfies the above property. Thus, we obtain a plane ε -regular Lombardi drawing of G . \square

The following Lemmas are stronger versions of Lemma 2 and Theorem 1, respectively. Since the proofs of the latter results do not rely on 90° angles, they can also be applied to the stronger versions. For the sake of completeness, a formal proof of Lemma 15 is still given.

Lemma 15. *Let $G = (V, E)$ be a 4-regular plane multigraph with a plane ε -angle Lombardi drawing Γ . Then, any lens multiplication G' of G also admits a plane ε -angle Lombardi drawing.*

Proof. Let f be a lens in Γ spanned by two vertices u and v . We denote the two edges bounding the lens as e_1 and e_2 . Let $\alpha \in [90^\circ - \varepsilon, 90^\circ + \varepsilon]$ be the angle between e_1 and e_2 in both end-vertices. We define the bisecting circular arc b of f as the unique circular arc connecting u and v with an angle of $\alpha/2$ to both e_1 and e_2 . See Fig. 4 for an example.

Let p be the midpoint of b . If we draw circular arcs a_1 and a_2 from both u to p and circular arcs a_3 and a_4 from v to p that have the same tangents as e_1 and e_2 in u and v , then these four arcs meet at p such that the angle between a_1 and a_2 as well as the angle between a_3 and a_4 is α , whereas the angle between a_1 and a_4 and the angle between a_2 and a_3 is $180^\circ - \alpha \in [90^\circ - \varepsilon, 90^\circ + \varepsilon]$. Further, each such arc lies inside lens f and hence does not cross any other arc of Γ . The resulting drawing is thus a plane ε -angle Lombardi drawing of a 4-regular multigraph that is derived from G by subdividing the lens f with a new degree-4 vertex.

By repeating this construction inside the new lenses we can create plane ε -angle Lombardi drawings that replace lenses by chains of smaller lenses. \square

Lemma 16. *Let A and B be two 4-regular plane multigraphs with plane ε -angle Lombardi drawings. Let a be an edge of A and b an edge of B . Then the composition $A + B$ obtained by connecting A and B along edges a and b admits a plane ε -angle Lombardi drawing.*

Let $G = (V, E)$ be a 4-regular plane multigraph and let $x \in V$ with edges (x, a) , (x, b) , (x, c) , and (x, d) in counter-clockwise order. A *lens extension* of G is a 4-regular plane multigraph that is obtained by removing x and its incident edges from G , and adding two vertices u and v to G with two edges between u and v and the edges (u, a) , (u, b) , (v, c) , (v, d) . Informally, that means that a vertex is substituted by a lens.

Lemma 17. *Let $G = (V, E)$ be a 4-regular plane multigraph with a plane ε -angle Lombardi drawing Γ . Then, any lens extension of G admits a plane $(\varepsilon + \varepsilon')$ -angle Lombardi drawing for every $\varepsilon' > 0$.*

Proof. Let $x \in V$ be the vertex that we want to perform the lens extension on such that we get the edges (u, a) , (u, b) , (v, c) , (v, d) in the obtained graph G' . Let α be the angle between the tangents of (x, a) and (x, b) at x in Γ . Since Γ is a plane ε -angle Lombardi drawing, we have that $\alpha \leq 90^\circ + \varepsilon$. Further, the angle between the tangents of (x, c) and (x, d) at x in Γ is also α , while the angles between the tangents

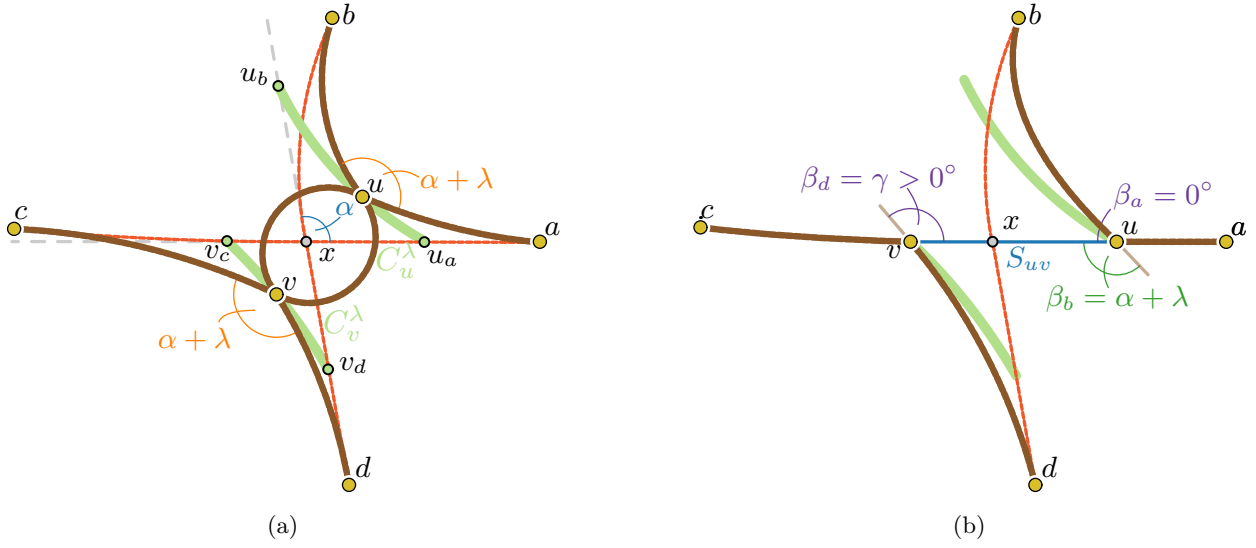


Figure 16: (a) The circular arc C_u^λ between u_a and u_b on the placement circles of u and the circular arc C_v^λ between v_c and v_d on the placement circles of v . (b) Placing u on u_a and v on v_c gives $\beta_a = 0^\circ$.

of (x, b) and (x, c) at x and between the tangents of (x, d) and (x, a) at x are both $180^\circ - \alpha$. We apply the Möbius-transformation on Γ that maps the edges (x, a) and (x, d) to straight-line segments and a lies on the same y -coordinate and to the right of x ; hence, d lies strictly below x .

We aim to place v such that the angle between the arcs (v, c) and (v, d) is $\alpha + \lambda$ for some $0 < \lambda \leq \varepsilon'$ which we will show how to choose later. We have fixed ports at c and d and a fixed angle $\alpha + \lambda$ at v . According to Property 3, all possible positions of v lie on a circle through c and d . Note that the circle through c, d, x describes all possible positions of neighbors of c and d with angle α . Since the desired angle gets larger, the position circle for v contains a point v_d on the straight-line edge (x, d) and a point v_c on the half-line starting from x with the angle of the port used by the arc (x, c) ; see Fig. 16a. We denote by C_v^λ the circular arc between v_c and v_d on the placement circle of v that gives the angle $\alpha + \lambda$ at v . We do the same construction for u to obtain the circular arc C_u^λ between u_a and u_b .

Since the drawing of G is plane, there is some non-empty region in which we can move x such that the arcs (x, a) , (x, b) , (x, c) , (x, d) are drawn with the same ports at a, b, c, d and do not cross any other edge of the drawing. We choose λ as the largest value with $0 < \lambda \leq \varepsilon'$ such that the two circular arcs C_u and C_v lie completely inside this region.

We now have to find a pair of points on C_v^λ and C_u^λ such that we can connect them via a lens. The ports of the two arcs we seek to draw between u and v lie opposite of the ports used by the arcs (u, a) , (u, b) , (v, c) , and (v, d) . We label the ports at u and v as p_u^a opposite of (u, a) at u , as p_u^b opposite of (u, b) at u , as p_v^c opposite of (v, c) at v , and as p_v^d opposite of (v, d) at v . We have to find a pair of points on C_u^λ and C_v^λ such that these ports are “compatible”: Take a point q_u on C_u^λ and a point q_v on C_v^λ and connect them by a segment S_{uv} . Then the angle β_b between S_{uv} and p_u^b has to be the same as the angle β_c between S_{uv} and p_v^c , and the angle β_a between S_{uv} and p_u^a has to be the same as the angle β_d between S_{uv} and p_v^d . By construction, we have that $\beta_a + \beta_b = 90^\circ + \alpha + \lambda$ and $\beta_c + \beta_d = 90^\circ + \alpha + \lambda$, so it suffices to find a pair of points such that $\beta_a = \beta_d$.

Assume that v is placed on v_c and u is placed on u_a ; see Fig. 16b. The edge (x, a) is drawn as a straight-line segment, and the edge (x, c) uses the port opposite of the one of (x, a) . Hence, the segment S_{uv} is a segment through x . Furthermore, it uses exactly the port p_u^a at u , so we have $\beta_a = 0^\circ$. On the other hand, β_d is strictly positive: The segment (x, d) enters x with an angle of $\gamma = 180^\circ - \alpha > 0^\circ$ to the segment (x, v) . Since v lies to the left of x , the angle described between the tangent of the circular arc (v, d) at v and the segment (v, x) is strictly larger than γ . Since β_d is described by the same tangent and segment, we have

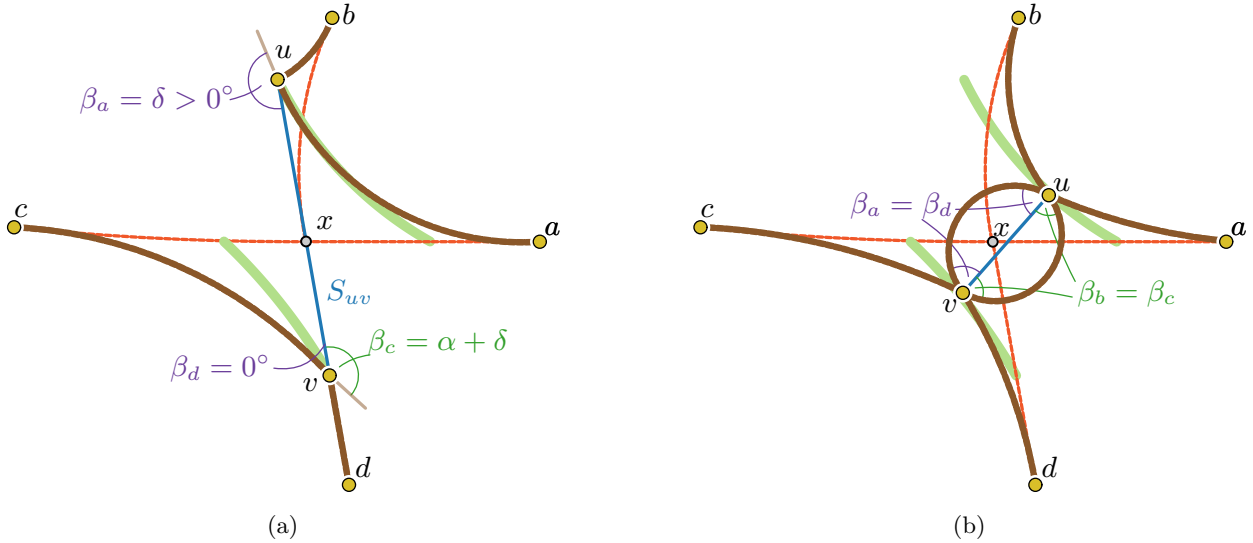


Figure 17: (a) Placing u on u_b and v on v_d gives $\beta_d = 0^\circ$. (b) Placing u and v such that $\beta_a = \beta_d$ gives a lens between u and v with the desired angles.

that $\beta_d = \gamma > 0^\circ$.

Now assume that v is placed on v_d and u is placed on u_b ; see Fig. 17a. The edge (x, d) is drawn as a straight-line segment, and the edge (x, b) uses the port opposite of the one of (x, d) . Hence, the segment S_{uv} is a segment through x . Furthermore, it uses exactly the port p_u^d at u , so we have $\beta_d = 0^\circ$. On the other hand, β_a is strictly positive: The segment (x, a) enters x with an angle of $\delta = 90^\circ + \alpha > 0^\circ$ to the segment (x, v) . Since u lies above x , the angle described between the tangent of the circular arc (u, a) at u and the segment (u, x) is strictly larger than δ . Since β_d is described by the same tangent and segment, we have that $\beta_d = \delta > 0^\circ$.

Hence, we have found a pair of points for u and v such that $\beta_a = 0^\circ$ and $\beta_d = \gamma > 0^\circ$ and we have found a pair of points for u and v such that $\beta_a = \delta > 0^\circ$ and $\beta_d = 0^\circ$. Since we can move u and v freely along the curves C_u and C_v between these pairs of points, β_a can become any angle between 0° and δ and β_d can become any angle between 0° and γ . Thus, there has to exist some pair of points for u and v such that $\beta_a = \beta_d$; see Fig. 17b. We choose this pair of points and connect u and v by two circular arcs such that one of them uses the ports p_u^a and p_v^d and the other one uses the ports p_u^b and p_v^c . Note that the arcs (u, a) and (u, b) are now drawn the same way as if we moved x onto the determined position of u and the arcs (v, c) and (v, d) are now drawn the same way as if we moved x onto the determined position of v . Hence, by the choice of λ , they do not introduce any crossing and thus the drawing is plane. \square

Lemma 18. *Every 4-regular plane multigraph with at most 3 vertices admits a plane ε -regular Lombardi drawing for every $0 \leq \varepsilon < 90^\circ$.*

Proof. There are only two 4-regular multigraphs with at most 3 vertices and each of them has a plane Lombardi drawing as depicted in Fig. 18a. For some $0^\circ < \varepsilon < 90^\circ$, we can obtain a plane ε -regular Lombardi drawing by simply making the circular arcs larger or smaller, as depicted in Fig. 18b. \square

We are now ready to present the main result of this section. The proof boils down to a large case distinction using the tools developed in the previous discussion. We split the original graph into biconnected components and then use Lemma 18 and 14 as base cases. With the help of lens extensions, lens multiplications, and knot sums we can combine the “near-Lombardi” drawings of the biconnected graphs to generate an “near-Lombardi” drawing of the original graph. As a consequence, every knot is near-Lombardi.



Figure 18: The only biconnected 4-regular multigraphs with at most 3 vertices. (a) plane Lombardi and (b) plane ε -angle Lombardi drawings.

Theorem 19. *Let $G = (V, E)$ be a biconnected 4-regular plane multigraph and let $\varepsilon > 0$. Then G admits a plane ε -angle Lombardi drawing.*

Proof. If G has at most 3 vertices, then we obtain a plane Lombardi drawing of G by Lemma 18. So assume that G is a biconnected 4-regular plane graph with $n \geq 4$. We seek to draw G by recursively by splitting it into smaller graphs. We prove our algorithm by induction on the number of vertices; to this end, suppose that every biconnected 4-regular plane graph with at most $n - 1$ vertices admits a plane ε' -angle Lombardi drawing for every $\varepsilon' > 0$; this holds initially for $n = 4$. We proceed as follows.

Case 1. G is polyhedral. In this case, we can draw it plane Lombardi using Theorem 4.

Case 2. G contains a *multilens*, that is, a sequence of lenses between the vertices u_1, \dots, u_k with $k \geq 2$. We contract the lenses to a single lens, that is, we remove the vertices u_2, \dots, u_{k-1} and their incident edges from G and add two edges between u_1 and u_k to form a new graph G' ; see Fig. 19a. This operation is essentially a reverse lens multiplication and introduces no self-loops. It also preserves biconnectivity since u_1 and u_k form a separation pair in G , so any cutvertex in G' would also be a cutvertex in G . Hence, G' is a biconnected 4-regular plane graph with $n - k + 1 \leq n - 1$ vertices and by induction admits a plane ε -angle Lombardi drawing. Furthermore, G is a lens multiplication of G' on the lens (u_1, u_k) , so we can use Lemma 15 to obtain a plane ε -angle Lombardi drawing of G .

Case 3. G contains a lens between two vertices u and v , but it contains no multilens. We consider three subcases based on the number of edges between u and v in G .

Case 3.1. There are four edges between u and v in G . Since G is 4-regular, it consists exactly of these two vertices and four edges and can be drawn by Lemma 18.

Case 3.2. There are three edges between u and v in G ; see Fig. 19b. Then there exists also some edge (u, u') and some edge (v, v') in G . Since G is biconnected, we have $u' \neq v'$; otherwise, it would be a cutvertex. We remove u and v from G and add an edge between u' and v' to form a new graph G' . This operation preserves biconnectivity as u' and v' form a separation pair in G and it introduces no self-loops because $v \neq v'$. Hence, the graph G' is a biconnected 4-regular plane graph with $n - 2$ vertices and by induction admits a plane ε -angle Lombardi drawing. Let G'' be the graph that consists of u and v and four multi-edges between them. This graph has a plane ε -regular Lombardi drawing by Lemma 18. Furthermore, G can be obtained by adding G' and G'' along the edge (u', v') of G' and one of the edges of G'' . Using Lemma 16,



Figure 19: Illustrations for the proof of Theorem 19.

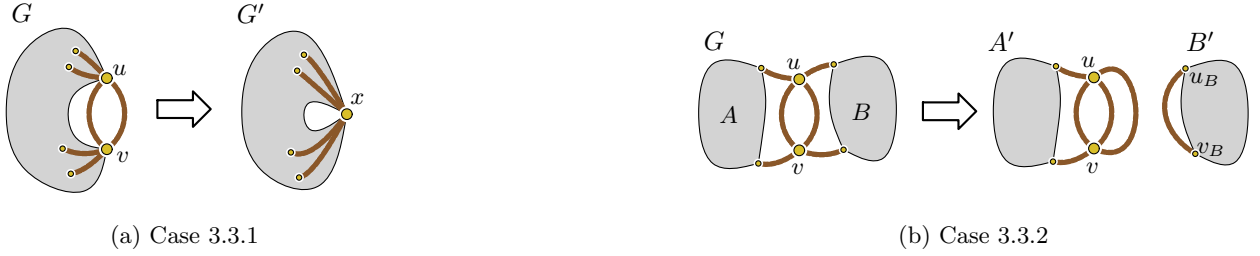


Figure 20: Illustrations for Case 3.3 in the proof of Theorem 19.

we can obtain a plane ε -angle Lombardi drawing of G .

Case 3.3. There are two edges between u and v in G . We consider two subcases.

Case 3.3.1. Removal of u and v from G preserves connectivity; see Fig. 20a. We contract u and v to a new vertex: we remove them from G and add a new vertex x that is connected to the neighbors of u and v different from u and v to form G' . This operation preserves biconnectivity: Since G is biconnected, the only cutvertex in G' can be x ; but since the removal of u and v from G preserves connectivity, so does the merged vertex x . Since there are exactly two edges between u and v , the new vertex x has degree 4. Hence, G' is a biconnected 4-regular plane graph with $n - 1$ vertices and by induction admits a plane $\varepsilon/2$ -angle Lombardi drawing. Furthermore, G can be obtained from G' by a lens extension on x . We obtain a plane ε -angle Lombardi drawing of G using Lemma 17.

Case 3.3.2. The removal of u and v from G disconnects the graph, that is, u and v form a separation pair in G ; see Fig. 20b. Since there are exactly two edges between u and v , their removal disconnects G into two connected components A and B with at least two vertices each (otherwise, there would be a self-loop). Furthermore, G contains an edge from u to a vertex u_A in A and another edge from u to a vertex u_B in B . If this would not be the case than v would be a cutvertex in G . Analogously, there is an edge from v to a vertex v_A in A and an edge from v to a vertex v_B in B . We have $u_A \neq v_A$ (and $u_B \neq v_B$); otherwise, this vertex would be a cutvertex in G .

Let A' be the graph $G - B$ with an additional edge between u and v . Since G is biconnected, there are two disjoint paths in G between any two vertices from A . Only one of these paths can “leave” A through the separation pair u, v . Hence, we can redirect the part outside A to the new edge (u, v) in A' , which shows that every two vertices in A' are connected with at least two disjoint paths. This shows that A' is biconnected.

Let B' be the graph B with an additional edge between u_B and v_B . We can show that B' is biconnected by the same arguments we have applied for A' : In G there have to be two disjoint paths between every vertex pair from B . Only one of these paths can leave B over the separation pair u, v and this part can be replaced by the new edge that we added to B' . Hence between every two vertices in B' we have two disjoint paths, which proves that B' is a biconnected 4-regular plane graph with at most $n - 4$ vertices. By induction B' admits a plane ε -angle Lombardi drawing. Furthermore, G can be obtained by adding A' and B' along one of the edges between u and v of A' and the edge (u_B, v_B) of B' . Using Lemma 16, we can obtain a plane ε -angle Lombardi drawing of G .

Case 4. G is simple, but not 3-connected, so there exists at least one separation pair that splits G into at least two connected components. Let $A_{u,v}$ be a smallest connected component induced by the separation pair u, v . We say that u, v is a *minimal separation pair* if $A_{u,v}$ does not contain any separation pair and there is no separation pair between a vertex of $A_{u,v}$ and either u or v .

We create two biconnected 4-regular plane graphs as follows; see Fig. 21a. Let A be the subgraph of G induced by the vertices in $A_{u,v}$, u , and v , let B be the subgraph of G that contains all vertices not in $A_{u,v}$ and all edges not in A ; in particular, there is no edge (u, v) in B . By this construction, all edges of G are either part of A or part of B and both A and B are connected, and every vertex is part of either A or B , except the two vertices u and v which are part of both. However, A and B are not 4-regular, so we create two 4-regular graphs A' and B' for the recursion as follows. Let $\deg_A(u), \deg_A(v), \deg_B(u), \deg_B(v)$

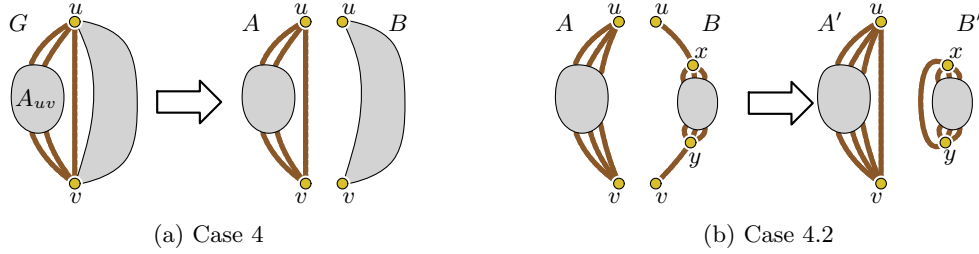


Figure 21: Illustrations for Case 4 in the proof of Theorem 19.

be the degree of u and v in A and B , respectively, with $\deg_A(u) + \deg_B(u) = \deg_A(v) + \deg_B(v) = 4$.

Case 4.1. $\deg_A(u) = 1$ or $\deg_A(v) = 1$. W.l.o.g., let $\deg_A(u) = 1$. Let x be the neighbor of u in A . We have that $x \neq v$ since otherwise A consists only of a single edge (if $\deg_A(v) = 1$) or v is a cutvertex in G (if $\deg_A(v) = 3$). Then x, v is a separation pair of G whose removal gives a connected component $A_{x,v}$ with less vertices than $A_{u,v}$, as it contains the same vertices but not x , contradicting the minimality of the separation pair u, v .

Case 4.2. $\deg_A(u) = \deg_A(v) = 3$; see Fig. 21b. We add an edge between u and v to A to obtain the graph A' . The resulting graph is biconnected: consider any pair of vertices $a, b \in A'$. There were at least two vertex-disjoint paths in G between a and b . Since u, v is a separation pair in G , at most one of these two paths traverses vertices in $G - A$, and any path through these vertices must contain u and v . Hence, there is a path that traverses the same edges in A' and uses the newly introduced edge between u and v instead.

We remove u and v from B and add an edge between their neighbors to form B' . Let x be the neighbor of u in B and let y be the neighbor of v in B . We have that $x \neq y$ since otherwise x would be a cutvertex in G . Hence, we introduce no self-loops. With a similar argument, B' is also biconnected, as any path between two vertices through vertices in A has to traverse u and v and—since they both have degree 1 in B —their neighbors, so the path can use the newly introduced edge instead.

We recursively obtain a plane ε -angle Lombardi drawing of A' and B' . Since both A' and B' have fewer vertices than G , they admit one by induction. To obtain a drawing of G from A' and B' , we have to remove the edge (u, v) from A' and the edge (x, y) from B' and we have to add the edges (u, x) and (v, y) . This procedure is equivalent to adding A' and B' along these respective edges, so we can solve it using the algorithm described in Lemma 16.

Case 4.3. $\deg_A(u) = \deg_A(v) = 2$. We consider two more subcases.

Case 4.3.1. The separation pair u, v splits G into three connected components $A_{u,v}$, $B_{u,v}$, and $C_{u,v}$; see Fig. 22. We add two edges between u and v to A to obtain A' . Let u_B be the neighbor of u in $B_{u,v}$ and let v_B be the neighbor of v in $B_{u,v}$. We have that $u_B \neq v_B$, as otherwise it would be a cutvertex of G . We obtain the 4-regular multigraph B' by adding an edge between u_B and v_B to $B_{u,v}$. By the same argument as in Case 3.3.2, B' is biconnected. Analogously, we obtain the biconnected 4-regular multigraph C' by adding an edge between the neighbor u_C of u in $C_{u,v}$ and the neighbor v_C of v in $C_{u,v}$ to $C_{u,v}$. We recursively create a plane ε -angle Lombardi drawing of A' , B' , and C' . Then, we create a plane ε -angle Lombardi drawing with the use of Lemma 16 by adding A' and B along one edge between u and v of A' and the edge (u_B, v_B) of B ,

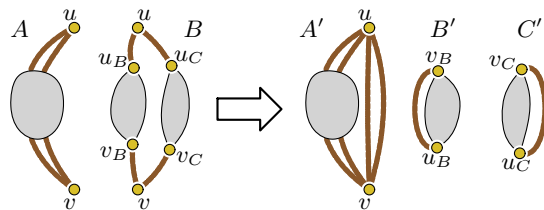


Figure 22: Illustration for Case 4.3.1 in the proof of Theorem 19.

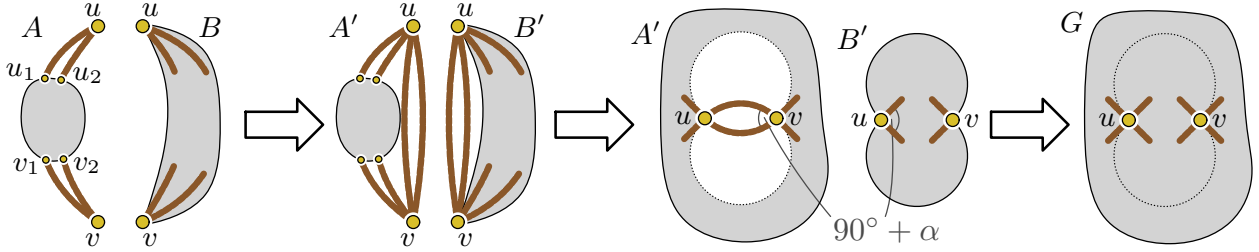


Figure 23: Illustration for Case 4.3.2 in the proof of Theorem 19.

and adding the resulting graph and C along the other edge between u and v and the edge (u_C, v_C) of C .

Case 4.3.2. The separation pair u, v splits G into two connected components $A_{u,v}$ and $B_{u,v}$; see Fig. 23. In this case, the graph B consists of $B_{u,v}$, u , and v and the edges incident to u or v and a vertex of $B_{u,v}$.

We add two edges between u and v to both graphs A and B to obtain A' and B' . Let M and M' be the primal-dual pair for which A' is the medial graph. We claim that M or M' is simple. Let u_1 and u_2 be the neighbors of u in A and let v_1 and v_2 be the neighbors of v in A . Since G is simple, there is no multi-edge between u and v in A . Furthermore, there is no single edge (u, v) in A , since otherwise u and v would each only have one neighbor in $A_{u,v}$ and these neighbors would be a separation pair of G that induces a smaller connected component. Thus, each of u_1, u_2, v_1, v_2 is different from u and v and we introduce no self-loops. By construction, the graph $A_{u,v}$ contains no separation pair and thus has either at most 3 vertices or is 3-connected. We claim that A' is 3-connected. If $A_{u,v}$ has only 1 vertex, then $u_1 = u_2$, so there is a multi-edge in $A_{u,v}$ which contradicts simplicity of G . If $A_{u,v}$ has only 2 vertices, then there has to be a multi-edge between them, which again contradicts simplicity of G . If $A_{u,v}$ has only 3 vertices, then there have to be 4 edges in $A_{u,v}$, which also contradicts simplicity of G . If $A_{u,v}$ has at least 4 vertices, then u and v have at least 3 different neighbors in $A_{u,v}$, as otherwise there would be a cutvertex or a separation pair that gives a smaller connected component than the separation pair u, v . Thus, if u and v are connected to at least 3 vertices of $A_{u,v}$ and u and v are connected by an edge, which preserves 3-connectivity. Hence, A' is 3-connected. Since G is simple, there is no multi-edge between u and v in A . Furthermore, there is no single edge (u, v) in A , since otherwise u and v would each only have one neighbor in $A_{u,v}$ and these neighbors would be a separation pair of G that induces a smaller connected component. Hence, A' has no separation pair and exactly one multi-edge between u and v . By Lemma 5, that means that M and M' have exactly one pair of parallel edges in total, so one of them has to be simple.

We recursively obtain a plane ε -angle Lombardi drawing of B' . Let $90^\circ + \alpha$ be the angle described by the tangents of the two edges between u and v at u . Note that α might be negative, but $|\alpha| \leq \varepsilon$. Since the primal or dual of A' is simple, we obtain a plane $|\alpha|$ -regular Lombardi drawing of A' by Lemma 14. Thus, the angle described by the tangents of the two edges between u and v at u is either $90^\circ + \alpha$ or $90^\circ - \alpha$. We can make sure that the angle is $90^\circ + \alpha$ by inverting the direction of all edges in the proof of Lemma 14 in case it is not.

We perform a Möbius-transformation on the drawing of A' such that the edges between u and v are drawn with an angle of $45^\circ + \alpha/2$ between either edge and the segment between u and v . We pick the Möbius-transformation such that u and v are very close to each other; in particular, we want them to be close enough such that the two circles that the edges between u and v lie on contain no other vertex of A' and no edges of A' that is incident to neither u nor v . Note that the radius of these circles are the same and approach 0 as the distance between u and v approaches 0; hence, such a Möbius-transformation exists.

We apply another Möbius-transformation on B' such that the distance between u and v is the same as in the drawing of A' and such that the two edges between u and v are drawn with an angle of $135^\circ - \alpha/2$ between either edge and the segment between u and v . We now place the drawing of B' on the drawing of A' such that both copies of u lie on the same coordinate and both copies of v lie on the same coordinate and then we remove all edges between u and v . By construction, the whole drawing of B' lies inside the region described by the two edges between u and v in the drawing of B' . Further, since these edges lie on the

P. Kindermann et al.

same circles as the two edges between u and v in A' , this region contains no vertices or edges in the drawing of A' (except u and v and their incident edges themselves). Since the drawings of A' and B' are plane and we cannot introduce a crossing between an edge of A' and an edge of B' after removing the multi-edges between u and v , the resulting drawing of G is also plane. Since u and v use the same ports in the drawing of A' and the drawing of B' , the resulting drawing is a plane $|\alpha|$ -angle Lombardi drawing of G . Because of $|\alpha| \leq \varepsilon$, this drawing is also a plane ε -angle Lombardi drawing of G . \square

7 Conclusion and Open Problems

We have studied plane Lombardi drawings of knots and links, which can be modeled as 4-regular multigraphs. We have shown that not all knots admit a plane Lombardi drawing. On the other hand, we have given an algorithm to draw 4-regular polyhedral multigraphs plane Lombardi. Further, we have shown that every biconnected 4-regular plane multigraph admits a plane 2-Lombardi drawing, where every edge is composed of two circular arcs, and a plane near-Lombardi drawing, where the angle between two edges at a vertex is at least $90^\circ - \varepsilon$ for any $\varepsilon > 0$, while the angle between opposite edges remains 180° .

Although we made progress on the original question, there are several questions that remain open. As main questions concerning Lombardi drawings we have the following.

Question 1. Can we give a complete characterization of 4-regular plane multigraphs that admit a plane Lombardi drawing?

Question 2. What is the complexity of deciding whether a given 4-regular plane multigraph admits a plane Lombardi drawing?

Question 3. Given a 4-regular plane multigraph, what is the minimum number of edges consisting of two circular arcs in any plane 2-Lombardi drawing?

Acknowledgements. Research for this work was initiated at Dagstuhl Seminar 17072 *Applications of Topology to the Analysis of 1-Dimensional Objects* which took place in February 2017. We thank Benjamin Burton for bringing the problem to our attention and Dylan Thurston for helpful discussion.

References

- [1] Knot drawing in Knot Atlas. http://katlas.org/wiki/Printable_Manual#Drawing_Planar_Diagrams. Accessed: 2017-06-08.
- [2] M. J. Alam, M. A. Bekos, M. Kaufmann, P. Kindermann, S. G. Kobourov, and A. Wolff. Smooth orthogonal drawings of planar graphs. In A. Pardo and A. Viola, editors, *Proc. 13th Lat. Am. Symp. Theoret. Inform. (LATIN'14)*, number 8392 in Lecture Notes Comput. Sci., pages 144–155. Springer, 2014. doi:10.1007/978-3-642-54423-1_13.
- [3] J. W. Alexander and G. B. Briggs. On types of knotted curves. *Ann. Math.*, 28:562–586, 1927. doi:10.2307/1968399.
- [4] M. A. Bekos, M. Kaufmann, S. G. Kobourov, and A. Symvonis. Smooth orthogonal layouts. *J. Graph Algorithms Appl.*, 17(5):575–595, 2013. doi:10.7155/jgaa.00305.
- [5] G. R. Brightwell and E. R. Scheinerman. Representations of planar graphs. *SIAM J. Discrete Math.*, 6(2):214–229, 1993. doi:10.1137/0406017.
- [6] P. R. Cromwell. Arc presentations of knots and links. *Banach Center Publ.*, 42:57–64, 1998. URL: <https://eudml.org/doc/208825>.
- [7] P. R. Cromwell. *Knots and links*. Cambridge University Press, 2004. doi:10.1017/CB09780511809767.

Lombardi Drawings of Knots and Links

- [8] H. de Fraysseix and P. O. de Mendez. On a characterization of gauss codes. *Discrete Comput. Geom.*, 22(2):287–295, 1999. doi:10.1007/PL00009461.
- [9] C. H. Dowker and M. B. Thistlethwaite. Classification of knot projections. *Topol. Appl.*, 16(1):19–31, 1983. doi:10.1016/0166-8641(83)90004-4.
- [10] C. A. Duncan, D. Eppstein, M. T. Goodrich, S. G. Kobourov, M. Löffler, and M. Nöllenburg. Planar and poly-arc lombardi drawings. *J. Comput. Geom.*, 9(1):328–355, 2018. doi:10.20382/jocg.v9i1a11.
- [11] C. A. Duncan, D. Eppstein, M. T. Goodrich, S. G. Kobourov, and M. Nöllenburg. Lombardi drawings of graphs. *J. Graph Algorithms Appl.*, 16(1):37–83, 2012. doi:10.7155/jgaa.00251.
- [12] D. Eppstein. Planar Lombardi drawings for subcubic graphs. In W. Didimo and M. Patrignani, editors, *Proc. 20th Int. Symp. Graph Drawing (GD'12)*, volume 7704 of *Lecture Notes Comput. Sci.*, pages 126–137. Springer, 2013. doi:10.1007/978-3-642-36763-2_12.
- [13] D. Eppstein. A Möbius-invariant power diagram and its applications to soap bubbles and planar Lombardi drawing. *Discrete Comput. Geom.*, 52:515–550, 2014. doi:10.1007/s00454-014-9627-0.
- [14] L. H. Kauffman. *On Knots*, volume 115 of *Annals of Mathematical Studies*. Princeton University Press, 1987. URL: <https://press.princeton.edu/titles/2587.html>.
- [15] Y. Liu, A. Morgana, and B. Simeone. A linear algorithm for 2-bend embeddings of planar graphs in the two-dimensional grid. *Discrete Appl. Math.*, 81(1–3):69–91, 1998. URL: [http://dx.doi.org/10.1016/S0166-218X\(97\)00076-0](http://dx.doi.org/10.1016/S0166-218X(97)00076-0).
- [16] C. Livingston. *Knot Theory*, volume 24 of *The Carus Mathematical Monographs*. Mathematical Association of America, 1993. doi:10.5948/UP09781614440239.
- [17] D. Rolfsen. *Knots and Links*. American Mathematical Soc., 1976. URL: <https://bookstore.ams.org/chel-346-h/>.
- [18] R. G. Scharein. *Interactive Topological Drawing*. PhD thesis, Department of Computer Science, The University of British Columbia, 1998. URL: <https://knotplot.com/thesis/>.
- [19] H. Schubert. Die eindeutige zerlegbarkeit eines knotens in primknoten. *Sitzungsberichte der Heidelberger Akad. Wiss., Math.-Naturwiss. Klasse, 3. Abhandlung*, 1949. doi:10.1007/978-3-642-45813-2.
- [20] P. G. Tait. On knots. *Transactions of the Royal Society of Edinburgh*, 28:145–190, 1879.
- [21] W. T. Tutte. How to draw a graph. *Proc. London Math. Soc.*, 13(3):743–768, 1963. doi:10.1112/plms/s3-13.1.743.

A Drawing Knots 5_1 , 6_2 , 7_7 , and 8_{18} via Circle Packing

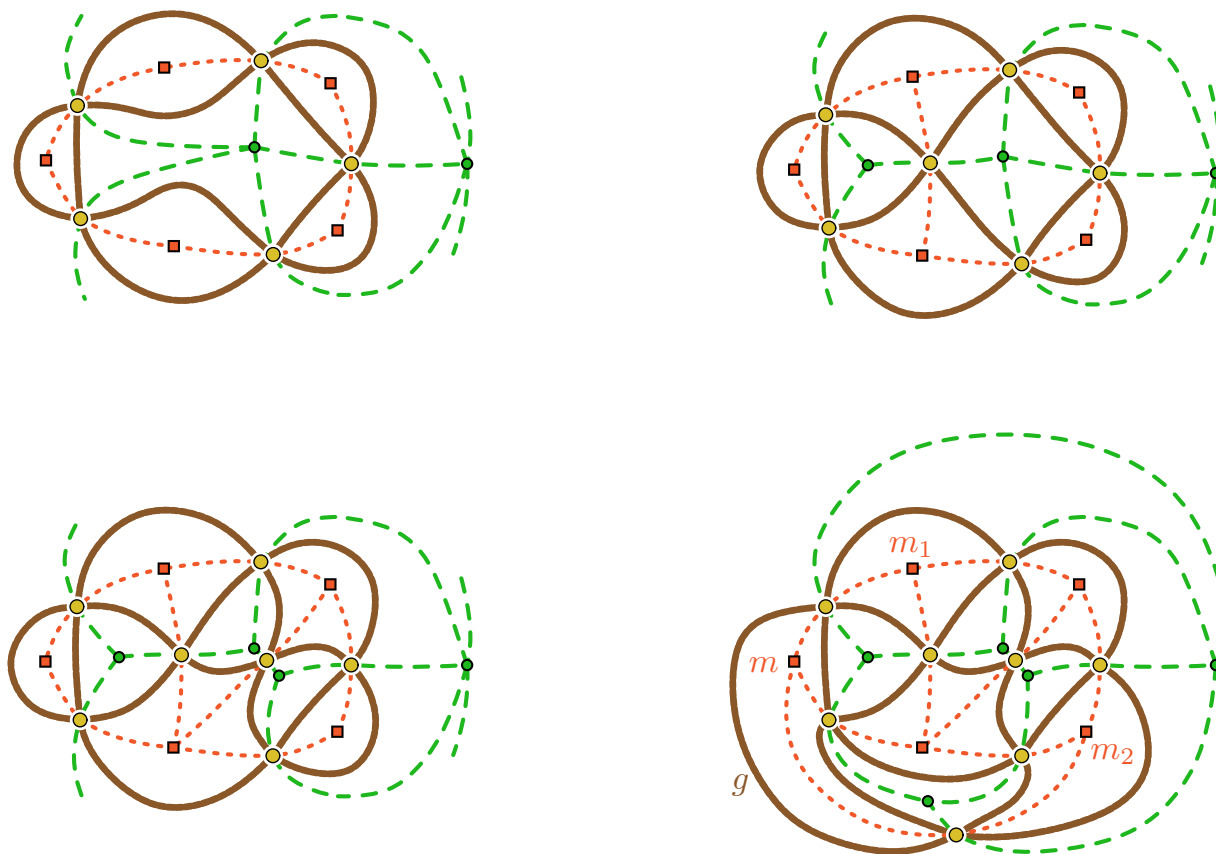


Figure 24: Extension of the primal graph (dotted) of knot 5_1 to the square pyramid and its dual (dashed). The medial graph in the top right is the knot 6_2 , the medial graph in the bottom left is the knot 7_7 , and the medial graph in the bottom right is the knot 8_{18} .

Lombardi Drawings of Knots and Links

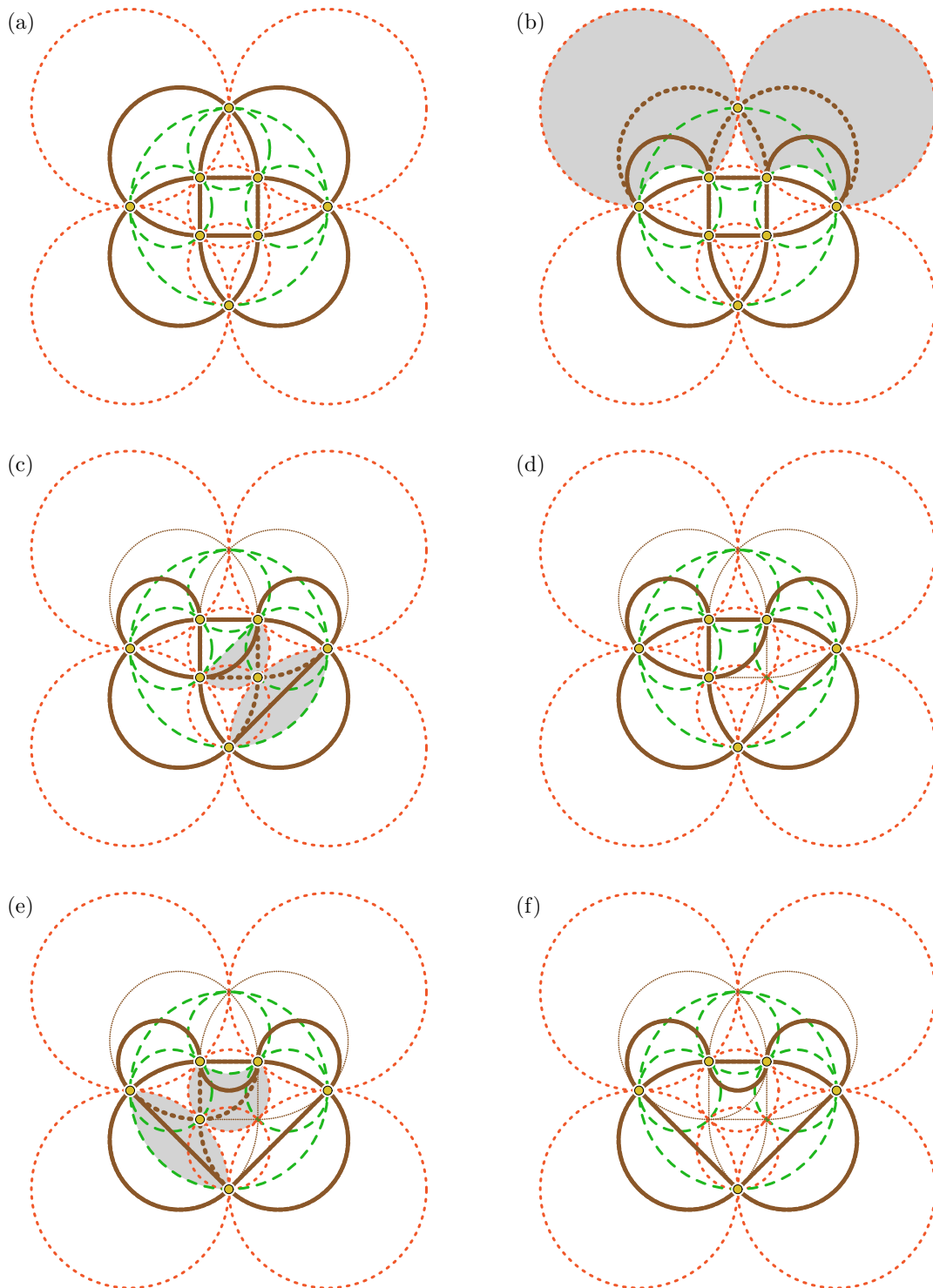


Figure 25: (a) A circle packing for the square pyramid (dotted) and its dual (dashed), and a plane Lombardi drawing for the medial graph 8_{18} (solid); (b) eliminating an edge of the primal and the plane Lombardi drawing of 7_7 ; (c) eliminating an edge of the primal; (d) the plane Lombardi drawing of 6_2 ; (e) eliminating an edge of the primal; (f) the plane Lombardi drawing of 5_1 .

B Drawings of all Lombardi Prime Knots up to 8 Vertices

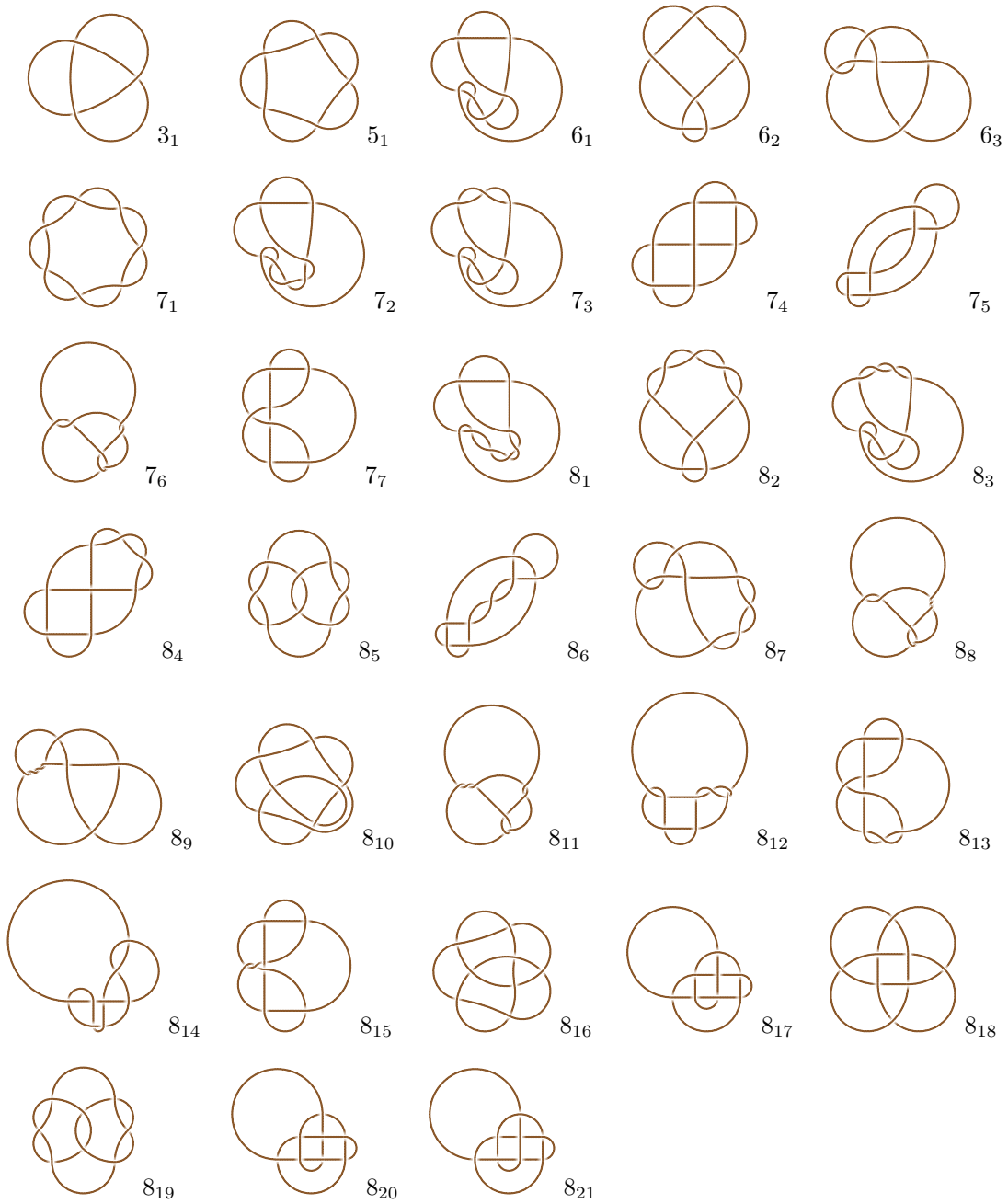


Figure 26: Plane Lombardi drawings of all prime Lombardi knots up to 8 vertices.