

The duality structure gradient descent algorithm: analysis and applications to neural networks.

Thomas Flynn tflynn@bnl.gov
 Computational Science Initiative
 Brookhaven National Laboratory
 Upton, NY 11973, USA

Abstract

The training of deep neural networks is typically carried out using some form of gradient descent, often with great success. However, existing non-asymptotic analyses of first-order optimization algorithms typically employ a gradient smoothness assumption that is too strong to be applicable in the case of deep neural networks. To address this, we propose an algorithm named duality structure gradient descent (DSGD) that is amenable to non-asymptotic performance analysis, under mild assumptions on the training set and network architecture. The algorithm can be viewed as a form of layer-wise coordinate descent, where at each iteration the algorithm chooses one layer of the network to update. The decision of what layer to update is done in a greedy fashion, based on a rigorous lower bound on the improvement of the objective function for each choice of layer. In the analysis, we bound the time required to reach approximate stationary points, in both the deterministic and stochastic settings. The convergence is measured in terms of a parameter-dependent family of norms that is derived from the network architecture and designed to confirm a smoothness-like property on the gradient of the training loss function. We empirically demonstrate the effectiveness of DSGD in several neural network training scenarios.

1 Introduction

Gradient descent and its variants are often used to train machine learning models, and these algorithms have led to impressive results in many different applications. These include training neural networks for tasks such as representation learning (Salakhutdinov and Hinton, 2007; Lee et al., 2009), image classification (Hinton and Salakhutdinov, 2006; Krizhevsky et al., 2012), scene labeling (Farabet et al., 2013), and multimodal signal processing (Srivastava and Salakhutdinov, 2014), just to name a few. In each case, these systems employ some form gradient based optimization, and the algorithm settings must be carefully tuned to guarantee success. For example, choosing small step-sizes leads to slow optimization, and step-sizes that are too large result in unstable algorithm behavior. Therefore it would be useful to have a theory that provides a rule for the step-sizes and other settings that guarantees the success of optimization.

Many existing approaches to the analysis of gradient descent for nonconvex functions, some of which are reviewed below in Section 1.2, require Lipschitz continuity of the gradient or related criteria on the objective function. This assumption, also termed “gradient smoothness” or simply “smoothness”, typically states that the objective function has a Lipschitz gradient. Assuming the function is twice continuously differentiable, this is equivalent to requiring that the second derivative is bounded. For example, if the objective has a Lipschitz continuous gradient, with Lipschitz constant L , then gradient descent with a step-size of $1/L$ is guaranteed to find approximate stationary points (Nesterov, 2013, Section 1.2.3). However, it is doubtful that this approach to the analysis can be applied to multi-layer neural networks, since there are very simple neural network training problems

where the objective function does not have a Lipschitz continuous gradient. In Section 2 we present an example problem of this type.

Our approach to this problem has three main components. The starting point is a layer-wise Lipschitz property that is satisfied by the neural network optimization objective. Motivated by this we design our algorithm to choose one layer of the network to update at each iteration, using a lower bound for the amount of function decrease that each choice of layer would yield. The second component is an analytical framework based on parameter-dependent norms that is used to prove the convergence of our algorithm, and that we believe may also be of general interest. Thirdly, the geometric point of view is not just a tool for analysis but offers flexibility, as a variety of algorithms with convergence guarantees can be described this way: by defining the search directions within each layer according to a possibly non-Euclidean norm one can generate a variety of different update rules, and these can all be accommodated in our analysis framework. We now describe these three components in more detail.

Layer-wise Lipschitz property A neural network with no hidden layers presents a relatively straight forward optimization problem (under mild assumptions on the loss function). Typically, the resulting objective function has a Lipschitz continuous gradient. But when multiple layers are connected in the typical feed-forward fashion, the result is a hierarchical system that as a whole does not appear to satisfy the property of having a Lipschitz gradient. This is rigorously established in Proposition 2.1 below. However, if we focus our attention to only one layer of the multi-layer network, then the task is somewhat simplified. Specifically, consider a neural network with the weight matrices ordered from input to output as w_1, w_2, \dots, w_L . Then under mild assumptions, the magnitude of the second derivative (Hessian matrix) of the objective function restricted to the weights in layer i can be bounded by a polynomial in the norms of the successive matrices w_{i+1}, \dots, w_L , which is a sufficient for Lipschitz continuity of the gradient. This is formalized below in Proposition 4.3. This fact can be used to infer a lower bound on the function decrease that will happen when taking a gradient descent step on layer i . By computing this bound for each possible layer $i \in \{1, \dots, L\}$ we can choose which update to perform using the greedy heuristic of picking the layer that maximizes the lower bound. The pseudocode for the procedure is presented in Algorithm 4.1 below.

Duality Structure Gradient Descent A widely used success criterion for non-convex optimization is that the algorithm yields a point where the Euclidean norm of the derivative of the objective is small. This is motivated by the fact that points where the derivative is zero would be stationary points. It appears difficult to establish this sort of guarantee in the situation described above, where one layer at a time is updated according to a greedy criteria. However, the analysis becomes simpler if we are willing to adjust the geometric framework used to define convergence. In the geometry we introduce, the norm at each point in the parameter space is determined by the weights of the neural network, and the convergence criterion we use is that the algorithm generates a point with a small derivative as measured using the local norm. This notion of success is motivated by similar criteria used in the theory of non-convex optimization on manifolds (Boumal et al., 2018; Zhang et al., 2016).

The geometry used in our analysis is based on a continuously varying family of norms that is designed in response to the structure of the neural network, taking into account our bound on the Lipschitz constants, and our greedy “maximum update” criterion. Technically speaking, this family of norms constitutes a *Finsler structure* (Deimling, 1985, Definition 27.5), a term we adopt in preference over the more verbose “continuously varying family of norms”. The Finsler structure encodes our algorithm in the sense that one step of the algorithm corresponds to taking a step in the steepest descent direction as defined by the Finsler structure. The steepest descent directions with respect to this geometry are computed by solving a secondary optimization problem at each iteration, in order to identify the layer maximizing the lower bound on the function decrease. Formally, the solutions to this sub-problem are represented with a duality structure, hence the title of this paper.

Intralayer update rules A third component of our approach, which turns out to be key to obtaining an algorithm that is not only theoretically convergent but also effective in practice, is to consider the geometry within each layer of the weight matrices. Typically in first order gradient descent, the update direction is the vector of partial derivatives of the objective function. This can be motivated using Taylor’s theorem: if it is known that the spectral norm of the Hessian matrix of a given function f is bounded by a constant L , then Taylor’s theorem provides a quadratic upper bound for the objective of the form $f(w - \Delta) \leq f(w) - \frac{\partial f}{\partial w}(w) \cdot \Delta + \frac{L}{2} \|\Delta\|_2^2$, and setting $\Delta = \frac{1}{L} \frac{\partial f}{\partial w}(w)$ results in a function decrease of magnitude at least $\frac{1}{2L} \|\frac{\partial f}{\partial w}(w)\|_2^2$. Using a different norm when applying Taylor’s theorem results in a different quadratic upper bound, and a general theorem about gradient descent for arbitrary norms is stated in Proposition 4.4. The basic idea is that if $\|\cdot\|$ is an arbitrary norm and L is a global bound on the norm of the bilinear maps $\frac{\partial^2 f}{\partial w^2}(w)$, as measured with respect to $\|\cdot\|$, then f satisfies a quadratic bound of the form $f(w - \Delta) \leq f(w) - \frac{\partial f}{\partial w}(w) \cdot \Delta + \frac{L}{2} \|\Delta\|^2$. Using the notion of a duality map ρ for the norm $\|\cdot\|$ (see Equation (4) for a formal definition), the update $\Delta = \frac{1}{L} \rho(\frac{\partial f}{\partial w}(w))$ leads to a decrease of magnitude at least $\frac{1}{2L} \|\frac{\partial f}{\partial w}(w)\|^2$. For example, when the argument w has a matrix structure and $\|\cdot\|$ is the spectral norm, then the update direction is a spectrally-normalized version of the Euclidean gradient, in which the matrix of partial derivatives has its non-zero singular values set to unity, a fact that is recalled in Proposition 4.5 below. The choice of norm for the weights can be encoded in the Finsler structure, and each norm leads to a different provably convergent variant of the algorithm. In our experiments we considered update rules based on the matrix norms induced by $\|\cdot\|_q$ for $q = 1, 2$, and ∞ .

Despite the possible complexity of the Finsler structure, the analysis is straight forward and mimics the standard proof of convergence for Euclidean gradient descent. In the resulting convergence theory, we study how quickly the norm of the gradient tends to zero, measured with respect to the local norms $\|\cdot\|_{w(t)}$. Roughly speaking, the quantity that is proved to tend to zero is $\|\frac{\partial f}{\partial w}(w(t))\|/p(\|w(t)\|)$, where $\|w(t)\|$ is the norm of the network parameters and p is a polynomial that depends on the architecture of the neural network. This is in contrast to the usual Euclidean non-asymptotic performance analysis, which tracks the gradient measured with respect to a fixed norm, that is, $\|\frac{\partial f}{\partial w}(w(t))\|$. See Proposition 4.3 and the discussion following it for more details on how the local norms are defined in the case of neural networks.

1.1 Outline

After reviewing some related work, in Section 2 we present an example of a neural network training problem where the objective function does not have bounded second derivatives. In Section 3 we introduce the abstract duality structure gradient descent (DSGD) algorithms and the convergence analyses. The main result in this section is Theorem 3.9, concerning the expected number of iterations needed to reach an approximate stationary point in DSGD. Corollaries 3.10 and 3.11 consider special cases, including batch gradient descent and that of a trivial Finsler structure, in the latter case recovering the known rates for for standard stochastic gradient descent. In Section 4 we show how DSGD may be applied to neural networks with multiple hidden layers. The main results in this section are convergence analyses for the neural network training procedure presented in Algorithm 4.1, both in the deterministic case (Theorem 4.8) and a corresponding analysis for the mini-batch variant of the algorithm (Theorem 4.12). Numerical experiments on the MNIST, Fashion-MNIST, CIFAR-10, and SVHN benchmark data sets are presented in Section 5. We finish with a discussion in Section 6. Several proofs are deferred to an appendix.

1.2 Related work

There are a number of performance analyses of gradient descent for non-convex functions which utilize the assumption that one or more higher derivatives are bounded. Although we are specifically

concerned with non-convex optimization, it is worth mentioning that SGD for convex functions can be analyzed without assuming a Lipschitz gradient (Nguyen, 2018; Moulines and Bach, 2011).

For nonconvex optimization, gradient-descent using a step-size proportional to $1/L$ achieves a convergence guarantee on the order of $1/T$, where T is the running time of the algorithm (Nesterov, 2013, Section 1.2.3). Note the inverse relationship between the Lipschitz constant L and the step-size $1/L$, which is characteristic of results that rely on a Lipschitz property of the gradient for non-asymptotic analysis. Most practical algorithms in machine learning are stochastic variants of gradient descent. The Randomized Stochastic Gradient (RSG) algorithm is one such example (Ghadimi and Lan, 2013). In RSG, a stochastic gradient update is run for T steps, and then a random iterate is returned. In (Ghadimi and Lan, 2013) it was proved that the expected squared-norm of the returned gradient tends to zero at rate of $1/\sqrt{T}$. Their assumptions include a Lipschitz gradient and uniformly bounded variance of gradient estimates.

A variety of other, more specialized algorithms have also been analyzed under the Lipschitz-gradient assumption. The Stochastic Variance Reduced Gradient (SVRG) algorithm combines features of deterministic and stochastic gradient descent, alternating between full gradient calculations and SGD iterations (Johnson and Zhang, 2013). In some remarkable recent works (Allen-Zhu and Hazan, 2016) (Reddi et al., 2016), it was shown that SVRG for non-convex functions requires fewer gradient evaluations on average compared to RSG. The step-sizes follow a $1/L$ rule, and the variance assumptions are weaker compared to RSG. For machine learning on a large scale, distributed and decentralized algorithms become of interest. Decentralized SGD was analyzed in (Lian et al., 2017), leading to a $1/L$ -type result for this setting.

Adaptive gradient methods, including Adagrad (Duchi et al., 2011), RMSProp (Tieleman and Hinton, 2012) and ADAM (Kingma and Ba, 2014) define another important variant of gradient descent. These methods update learning rates on the fly based on the trajectory of observed (possibly stochastic) gradients. Convergence bounds for Adagrad-style updates in the context of nonconvex functions have recently been derived (Li and Orabona, 2018; Ward et al., 2019). A key difference between these adaptive gradient methods and our algorithm is that in DSGD, gradients are scaled by the norm of the iterates, rather than the sum of the norms of the gradients. Another form of adaption is clipping, whereby updates are rescaled if their magnitude is too large. Convergence rates for Clipped GD and Clipped SGD have recently been derived in (Zhang et al., 2020). It was shown that Clipped GD converges for a broader class of functions than those having a Lipschitz gradient. However, it is not clear if their generalized smoothness condition holds in the setting of deep neural networks

One approach to extend the results on gradient descent is to augment or replace the assumption on the second derivative with an analogous assumption on third order derivatives. In an analysis of cubic regularization methods, Cartis et al. (2011) proved a bound on the asymptotic rate of convergence for nonconvex functions that have a Lipschitz-continuous Hessian. In a non-asymptotic analysis of a trust region algorithm in (Curtis et al., 2017), convergence was shown to points that approximately satisfy a second order optimality condition, assuming a Lipschitz gradient and Lipschitz Hessian.

A natural question is whether these results can be generalized to exploit the Lipschitz properties of derivatives of arbitrary order. This question was taken up by Birgin et al. (2017), where it is assumed that the derivative of order p is Lipschitz continuous, for arbitrary $p \geq 1$. They consider an algorithm that constructs a $p + 1$ degree polynomial majorizing the objective at each iteration, and the next iterate is obtained by approximately minimizing this polynomial. The algorithm in a sense generalizes first order gradient descent and well as cubic regularization methods. A remarkable feature of the analysis is that the convergence rate improves as p increases. Note that the trade off is that higher values of p lead to subproblems of minimizing potentially high degree multivariate polynomials.

Another approach to generalizing smoothness assumptions uses the concept of *relative smoothness*, defined by Lu et al. (2018) and closely related to the condition *LC* proposed by Bauschke et al. (2017). Roughly speaking, a function f is defined to be relatively smooth relative to a reference

function h if the Hessian of f is upper bounded by the Hessian of h (see Proposition 1.1 in (Lu et al., 2018).) In the optimization procedure, one solves sub-problems that involve the function h instead of f , and if h is significantly simpler than f the procedure can be practical. A non-asymptotic convergence guarantee is established under an additional relative-convexity condition. Our work in this paper is also concerned with generalized gradient smoothness condition; however, there are two primary differences. Firstly, motivated by applications to neural networks, we consider nonconvex functions, and instead look for convergence to approximate stationary points. Secondly, our primary assumption (Assumption 3.5 is somewhat finer as it does not require bounding the Hessian norm in all directions, but only in those directions relevant to the algorithm update steps (this is manifested by the presence of the duality mapping in the criterion). In addition, we consider not only batch methods but stochastic gradient descent as well.

In this work we utilize the notion of a continuously varying family of norms, or Finsler structure, in the convergence analysis of DSGD, ideas that are also used in variable metric methods (Davidon, 1959, 1991) and optimization on manifolds more generally. Notable instances of optimization on manifolds include optimizing over spaces of structured matrices (Absil et al., 2009), and parameterized probability distributions, as in information geometry (Amari, 1998). In the context of neural networks, natural gradient approaches to optimization have been explored (Kurita, 1993; Amari, 1998), and recently Ollivier (2015) considered some practical variants of the approach, while also extending it to networks with multiple hidden layers. When we discuss convergence, it is measured with respect to a Finsler structure, rather than a fixed norm, and this is similar to convergence criteria in several algorithms for non-convex optimization on Riemannian manifolds (Zhang et al., 2016; Boumal et al., 2018). However, there are two important differences to mention. Firstly, we are concerned with unconstrained optimization over Euclidean space, which has a trivial manifold structure. Secondly, while a Riemannian metric specifies an inner-product norm that varies continuously across the domain, the Finsler structure approach used in the present work does not require the norms at each location to be inner product norms. This is important for the analysis, since there are key features of our algorithm that can not be encoded using a Riemannian metric. Primarily, this is the layer-wise update rule, as explained in Remark 4.9 below.

We note that several heuristics for step-size selection in the specific case of gradient descent for neural networks have been proposed, including (Schaul et al., 2013; Duchi et al., 2011; Kingma and Ba, 2014), but the theoretical analyses in these works is limited to convex functions. Other heuristics include forcing Lipschitz continuity of the gradient by constraining the parameters to a bounded set, for instance using weight clipping, although this leads to the problem of how to choose an appropriate bounded region, and how to determine learning rate and other algorithm settings based on the size of this region.

Notation f : an objective function to minimize. f^* : a lower bound on values of the objective function. w : the parameter we are optimizing over. n : dimensionality of parameter space. t : iteration number in an optimization algorithm. $\mathcal{L}(\mathbb{R}^d, \mathbb{R})$: the set of linear maps from \mathbb{R}^d to \mathbb{R} . ℓ : a generic element in the space of linear maps $\mathcal{L}(\mathbb{R}^d, \mathbb{R})$. ϵ : step-size in an optimization algorithm. $g(t)$: an approximate derivative of the objective function. δ : error of an approximate derivative. L : Lipschitz-type constant. K : number of layers in a neural network. n_k : number of nodes in layer k of a neural network. y^k : state of layer k of neural network. x : input to a neural network. z : output target for a neural network. m : number of examples in a training set. f_i : loss function for training example i . $\|\cdot\|$: a norm. $\|\cdot\|_w$: a norm that depends on a parameter w . ρ : a duality map. ρ_w : duality map that depends on a parameter w . h : the function computed by one layer in a neural network. q : a choice of norm in $\{2, \infty\}$. tr : trace of a matrix. b : batch size. $B(t)$: random variable representing the batch at time t . T : final iterate of an optimization algorithm. r, v, s : auxiliary polynomials used to define bounds on neural network derivatives. $w_{1:k}$: if w is a vector $w = (w_1, \dots, w_n)$ with n components and $k \leq n$, then $w_{1:k} = (w_1, \dots, w_k)$. J : loss function used for neural network training. $A_1 \oplus A_2$: given two linear maps $A_1 : Z \rightarrow U$ and $A_2 : Z \rightarrow U$, the direct

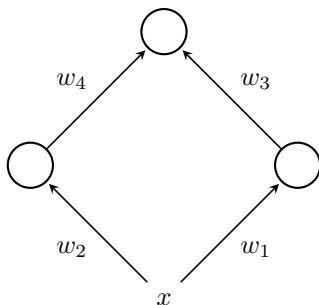


Figure 1: The small network used as a motivating example in Section 2. We show that the training problem of mapping the input 1 to the output 0, using the logistic activation function and squared-error loss, leads to an objective where the gradient is not Lipschitz continuous.

sum $A_1 \oplus A_2$ is the linear map from $Z \times Z$ to $U \times U$ that maps a vector (z_1, z_2) to $(A_1 z_1, A_2 z_2)$. $\|A\|$: if A is a linear map $A : X \rightarrow Y$ between normed spaces X and Y then $\|A\| = \sup_{\|x\|_X=1} \|Ax\|_Y$. $C(x, y)$: the result of applying the bilinear map C to the argument consisting of two vectors x, y ; in terms of components, $C(x, y) = \sum_{i=1}^n \sum_{j=1}^m C_{i,j} x_i y_j$. $\|C\|$: if C is a bilinear map $C : X \times Y \rightarrow Z$ then $\|C\| = \sup_{\|x\|_X=\|y\|_Y=1} \|C(u_1, u_2)\|_Z$. sgn : if x is a non-negative number then $\text{sgn}(x) = 1$, and $\text{sgn}(x) = -1$ otherwise.

If $\ell : \mathbb{R}^n \rightarrow \mathbb{R}$ is a linear functional, then we represent the value of ℓ at the point $u \in \mathbb{R}^n$ by $\ell \cdot u$, following the notation used by Abraham et al. (2012). The derivative of a function $f : \mathbb{R}^n \rightarrow \mathbb{R}^m$ at point $x_0 \in \mathbb{R}^n$ is a linear map from \mathbb{R}^n to \mathbb{R}^m , denoted by $\frac{\partial f}{\partial x}(x_0)$. The result of applying this linear map to a vector $u \in \mathbb{R}^n$ is a vector in \mathbb{R}^m denoted $\frac{\partial f}{\partial x}(x_0) \cdot u$. The second derivative of a function f at x_0 is a bilinear map from $\mathbb{R}^n \times \mathbb{R}^n$ to \mathbb{R}^m , denoted by $\frac{\partial^2 f}{\partial x^2}(x_0)$, and we use the notation $\frac{\partial^2 f}{\partial x^2}(x_0) \cdot (u, v)$ to represent the \mathbb{R}^m -valued result of applying this bilinear map to the pair of vectors (u, v) .

2 Motivating example

For completeness, we include in this section details of a simple neural network training problems where the gradient of the objective function does not have a Lipschitz gradient. Consider the network depicted in Figure 1. This network maps a real-valued input to a hidden layer with two nodes and produces a real-valued output. Suppose that the sigmoid activation function $\sigma(u) = 1/(1 + e^{-u})$ is used, so that the function computed by the network is

$$f(w_1, w_2, w_3, w_4; x) = \sigma(w_3 \sigma(w_1 x) + w_4 \sigma(w_2 x)) \quad (1)$$

Consider training the network to map the input $x = 1$ to the output 0, using a squared-error loss function. This leads to the optimization objective $E : \mathbb{R}^4 \rightarrow \mathbb{R}$ defined by

$$E(w_1, w_2, w_3, w_4) = |f(w_1, w_2, w_3, w_4; 1)|^2. \quad (2)$$

In Proposition 2.1 we establish that E does not have bounded second derivatives, a necessary condition for Lipschitz continuity of the gradient for functions that are twice continuously differentiable.

Proposition 2.1. *The function E defined in Equation (2) has unbounded second derivatives: $\sup_{w \in \mathbb{R}^4} \|\frac{\partial^2 E}{\partial w^2}(w)\| = \infty$.*

The proof is deferred to an appendix.

A consequence of this proposition is that analyses assuming the objective function has a Lipschitz gradient cannot be used to guarantee the convergence of gradient descent for this (and related) functions. Intuitively, when the parameters tend towards regions of space where the second derivative is larger, the steepest descent curve could be changing direction very quickly, and this means first-order methods may have to use ever smaller step-sizes to avoid over-stepping and increasing the objective function. Note that our example can be extended to show that third and higher-order derivatives of the objective E are also not globally bounded, and therefore convergence analysis that shift the requirement of a derivative bounded onto such higher-order derivatives would also not be applicable.

The negative conclusion in Proposition 2.1 does not mean that algorithms like stochastic gradient descent would fail in practice, but it does suggest that the theory would be needed to be extended in order to analyze the convergence in the context of training neural networks. As we shall see, the DSGD algorithm has the benefit that it allows us to prove convergence for a more general class of functions, including the one defined in Equation (2).

3 Duality Structure Gradient Descent

We begin by assuming there is a user-defined family of norms that is parameterized by elements of the search space, subject to a continuity condition. The norm of a vector u at the parameter w is denoted by $\|u\|_w$, and the continuity requirement is as follows.

Assumption 3.1. *The function $(w, u) \mapsto \|u\|_w$ is continuous on $\mathbb{R}^n \times \mathbb{R}^n$.*

Intuitively, the Assumption stipulates that two norms $\|\cdot\|_{w_1}$ and $\|\cdot\|_{w_2}$ should be similar if w_1 and w_2 are close. This continuity condition implies that the family of norms defines a *Finsler structure* on the search space (Deimling, 1985, Definition 27.5). In the remainder we use this terminology to refer to any collection of norms satisfying Assumption 3.1.

The Finsler structure induces a norm on the dual space $\mathcal{L}(\mathbb{R}^n, \mathbb{R})$ at each $w \in \mathbb{R}^n$; if $\ell \in \mathcal{L}(\mathbb{R}^n, \mathbb{R})$ then

$$\|\ell\|_w = \sup_{\|u\|_w=1} \ell \cdot u. \quad (3)$$

It is the case that for any Finsler structure the dual norm map $(w, \ell) \mapsto \|\ell\|_w$ is continuous on $\mathbb{R}^n \times \mathcal{L}(\mathbb{R}^n, \mathbb{R})$. This follows from (Deimling, 1985, Proposition 27.7). For completeness, a proof of this fact is included in the appendix (Lemma A.3).

A vector achieving the supremum in Equation (3) always exists, since the dual norm is defined as the supremum of a continuous function over a compact set. We represent scaled versions of vectors achieving the supremum in (3) using a duality map:

Definition 3.2. A *duality map* at w is a function $\rho_w : \mathcal{L}(\mathbb{R}^n, \mathbb{R}) \rightarrow \mathbb{R}^n$ such that for all $\ell \in \mathcal{L}(\mathbb{R}^n, \mathbb{R})$,

$$\|\rho_w(\ell)\|_w = \|\ell\|_w, \quad (4a)$$

$$\ell \cdot \rho_w(\ell) = \|\ell\|_w^2. \quad (4b)$$

If the underlying norm $\|\cdot\|_w$ is an inner product norm, then it can be shown that there is a unique choice for the duality map at w . In detail, let Q_w be the positive definite matrix such that $\|u\|_w = \sqrt{u \cdot (Q_w u)}$ for all vectors u . Then the duality map is $\rho(\ell) = Q_w^{-1} \ell$. However, in general there might be more than one choice for the duality map. For instance, consider the norm $\|\cdot\|_\infty$ on \mathbb{R}^2 , and let ℓ be the linear functional $\ell(x_1, x_2) = x_1$. Then both of the vectors $\rho = (1, 1)$ and $\rho' = (1, -1)$ satisfy properties (4a), (4b).

A duality structure assigns a duality map to each $w \in \mathbb{R}^n$:

Definition 3.3. A *duality structure* is a function $\rho : \mathbb{R}^n \times \mathcal{L}(\mathbb{R}^n, \mathbb{R}) \rightarrow \mathbb{R}^n$ such that for all $w \in \mathbb{R}^n$, the function $\rho_w \in \mathcal{L}(\mathbb{R}^n, \mathbb{R})$ satisfies the two properties (4a) and (4b).

The simplest Finsler structure is the one which assigns the Euclidean norm to each point of the space, and in this situation the dual norm is also the Euclidean norm and the duality map at each point is simply the identity function. Before continuing, let us consider a less trivial example.

Example 3.4. Let $h : \mathbb{R} \rightarrow \mathbb{R}$ and $g : \mathbb{R} \rightarrow \mathbb{R}$ be any continuous functions. Consider the following family of norms on \mathbb{R}^2 :

$$\|(u, v)\|_{(x, y)} = \sqrt{1 + |h(y)|} |u| + \sqrt{1 + |g(x)|} |v|.$$

As the function $(x, y, u, v) \mapsto \|(u, v)\|_{(x, y)}$ is continuous, this family of norms is a well-defined Finsler structure. Denoting a linear functional on \mathbb{R}^2 by $\ell = (\ell_1, \ell_2)$, it follows from Proposition 4.6 below that the dual norm is

$$\|(\ell_1, \ell_2)\|_{(x, y)} = \max \left\{ \frac{|\ell_1|}{\sqrt{1 + |h(y)|}}, \frac{|\ell_2|}{\sqrt{1 + |g(x)|}} \right\}.$$

and a duality map is

$$\rho_{(x, y)}(\ell_1, \ell_2) = \begin{cases} \left(\frac{\ell_1}{1 + |h(y)|}, 0 \right) & \text{if } \frac{|\ell_1|}{\sqrt{1 + |h(y)|}} \geq \frac{|\ell_2|}{\sqrt{1 + |g(x)|}}, \\ \left(0, \frac{\ell_2}{1 + |g(x)|} \right) & \text{else.} \end{cases}$$

This concludes the example.

Note that as the example of the norm $\|\cdot\|_\infty$ shows, there may be multiple duality structures that can be chosen for a given Finsler structure. If this is the case, then any one of them can be chosen when running the algorithms below, without affecting the convergence bounds.

Given the definition of duality structure, we can now explain the steps of the DSGD algorithm, shown in Algorithm 3.1. Each iteration of this algorithm uses an estimate $g(t)$ of the derivative. The algorithm computes the duality map on this estimate, and the result serves as the update direction. A step-size $\epsilon(t)$ determines how far to go in this direction. Note that in case of a trivial Finsler structure ($\|\cdot\|_w = \|\cdot\|_2$ for all w), the algorithm reduces to standard SGD.

Our analysis seeks to bound the expected number of iterations until the algorithm generates an approximate stationary point for the function f , measured relative to the local norms. More formally, we consider the stopping time τ , defined as

$$\tau = \inf \left\{ t \geq 1 \mid \left\| \frac{\partial f}{\partial w}(w(t)) \right\|_{w(t)}^2 \leq \gamma \right\}, \quad (5)$$

and the goal of our analysis is to find an upper bound for $\mathbb{E}[\tau]$. In our definition of τ , the magnitude of the gradient is measured relative to the local norms $\|\cdot\|_{w(t)}$. This criterion for success is a standard notion in the literature of optimization on manifolds (see Theorem 4 of (Boumal et al., 2018), and Theorem 2 of (Zhang et al., 2016).)

Next, we describe the conditions on the function f and the derivative estimates $g(t)$ that will be used in the convergence analysis. The conditions on the objective f are that the function is differentiable and obeys a quadratic bound along each ray specified by the duality map.

Assumption 3.5. *The function $f : \mathbb{R}^n \rightarrow \mathbb{R}$ is continuously differentiable, bounded from below by $f^* \in \mathbb{R}$, and there is an $L \geq 0$ such that, for all $w \in \mathbb{R}^n$, all $\eta \in \mathcal{L}(\mathbb{R}^n, \mathbb{R})$, and all $\epsilon \in \mathbb{R}$,*

$$\left| f(w + \epsilon \rho_w(\eta)) - f(w) - \epsilon \frac{\partial f}{\partial w}(w) \cdot \rho_w(\eta) \right| \leq \frac{L}{2} \epsilon^2 \|\eta\|_w^2.$$

Algorithm 3.1: Duality structure gradient descent (DSGD)

1 **input:** Initial point $w(1) \in \mathbb{R}^n$ and step-size sequence $\epsilon(t)$.
2 **for** $t = 1, 2, \dots$ **do**
3 ▶ Obtain derivative estimate $g(t)$
4 ▶ Compute the search direction $\Delta(t) = \rho_{w(t)}(g(t))$
5 ▶ Update the parameter $w(t+1) = w(t) - \epsilon(t)\Delta(t)$
6 **end**

This assumption is inspired by condition A3 in (Boumal et al., 2018), except it concerns the simple search space of \mathbb{R}^n , and it is adapted to use a Finsler structure as instead of a Riemannian structure. Note that when the family of norms is simply the Euclidean norm, $\|\cdot\|_w = \|\cdot\|_2$ for all w , then this condition, sometimes called *smoothness* in the literature, is satisfied by functions that have a Lipschitz continuous gradient (Nesterov, 2013, Lemma 1.2.3). By allowing for a family of norms in the definition, a larger set of functions can be seen to satisfy the criteria. Most importantly for us, in Proposition 4.7 below, we show that Assumption 3.5 is satisfied for the empirical loss function of a deep neural network, by appropriate choice of the Finsler structure. This setting of course includes the simple network with two hidden nodes presented in Section 2. Another function class that does not satisfy Euclidean smoothness but does satisfy Assumption 3.5 is given below in Example 3.12.

To begin the analysis of DSGD, we define the filtration $\{\mathcal{F}(t)\}_{t=0,1,\dots}$, where $\mathcal{F}(0) = \sigma(w(1))$ and for $t \geq 1$, $\mathcal{F}(t) = \sigma(w(1), g(1), g(2), \dots, g(t))$. We assume that the derivative estimates $g(t)$ are unbiased, and have bounded variance relative to the family of norms:

Assumption 3.6. For $t = 1, 2, \dots$, define $\delta(t) = g(t) - \frac{\partial f}{\partial w}(w(t))$. The $\delta(t)$ must satisfy

$$\mathbb{E}[\delta(t) \mid \mathcal{F}(t-1)] = 0, \tag{6a}$$

$$\mathbb{E}\left[\|\delta(t)\|_{w(t)}^2 \mid \mathcal{F}(t-1)\right] \leq \sigma^2 < \infty. \tag{6b}$$

When $\|\cdot\|_w = \|\cdot\|_2$ for all w , Equation (6b) simply states that the gradient estimates have uniformly bounded variance in the usual sense, a standard assumption for analysis of SGD with deterministic step-sizes (e.g. Assumption A1 in (Ghadimi and Lan, 2013), Assumption A2 in (Nemirovski et al., 2009)). However, in the context of using SGD to train deep neural nets, it may be problematic to require the right hand side of (6b) be bounded uniformly over all t and all $w(1)$, since, as we demonstrate in Proposition A.4 below, it is possible to construct training data sets for the neural network model of Section 2 such that the variance of the minibatch gradient estimator with unit batch-size is unbounded as a function of $\|w\|$. By allowing for a family of norms, Assumption 3.6 avoids this problem; as shown below in Lemma 4.10, the variance of mini-batch gradient estimator for DSGD is bounded relative to the appropriate family of norms.

Compared to the analysis of SGD in the Euclidean case (e.g. that of Ghadimi and Lan (2013)) the analysis of DSGD is slightly more involved because of the duality map, which may be a nonlinear function. This means that even if $g(t)$ is unbiased in the sense of Assumption 3.6, it may not be the case that $\mathbb{E}[\rho_{w(t)}(g(t))] = \rho_{w(t)}(\frac{\partial f}{\partial w}(w(t)))$. However, we show that bias in the update directions can be quantified in terms of a convexity parameter of the Finsler structure. This convexity parameter is defined as follows:

Definition 3.7. A Finsler structure $\|\cdot\|_w$ is said to be *2-uniformly convex with parameter c* if there is a constant $c \geq 0$ satisfying, for all $w, x, y \in \mathbb{R}^n$,

$$\left\|\frac{x+y}{2}\right\|_w^2 \leq \frac{1}{2}\|x\|_w^2 + \frac{1}{2}\|y\|_w^2 - \frac{c}{4}\|x-y\|_w^2. \tag{7}$$

Equivalently, this definition states that the function $x \mapsto \|x\|_w^2$ is strongly convex with parameter $2c$, uniformly over w . For example, if the family of norms is such that each $\|\cdot\|_w$ is an inner product norm, then $c = 1$, while if $\|\cdot\|_w = \|\cdot\|_p$ for some $1 < p < 2$ we can take $c = p - 1$ (Lieb et al., 1994, Proposition 3). Note that Equation (7) always holds with $c = 0$, although positive values of c lead to better convergence rates, as we show below.

The bounds we shall use to relate bias and convexity are given in the following Lemma.

Lemma 3.8. *Let $\|\cdot\|$ be a norm on \mathbb{R}^n that is 2-uniformly convex with parameter c , and let ρ be a duality map for this norm. If δ is a \mathbb{R}^n -valued random variable such that $\mathbb{E}[\delta] = 0$ then*

$$\mathbb{E}[\ell \cdot \rho(\ell + \delta)] \geq \left(\frac{1+c}{2}\right) \|\ell\|^2 - \left(\frac{1-c}{2}\right) \mathbb{E}[\|\delta\|^2], \quad (8a)$$

$$\mathbb{E}[\|\ell + \delta\|^2] \leq (2-c)\|\ell\|^2 + (2-c^2) \mathbb{E}[\|\delta\|^2]. \quad (8b)$$

The proof of this lemma is in the appendix. Note that when $\|\cdot\|$ is an inner product norm, the convexity coefficient is $c = 1$ and both relations in the lemma are equalities.

We can now proceed to our analysis of DSGD. This theorem gives some conditions on ϵ and γ that guarantee finiteness of the expected amount of time to reach a γ -approximate stationary point.

Theorem 3.9. *Let Assumptions 3.5 and 3.6 hold, and suppose the Finsler structure has convexity parameter $c \geq 0$. Consider running Algorithm 3.1 using constant step-sizes $\epsilon(t) := \epsilon > 0$. Suppose that γ and ϵ satisfy*

$$\begin{aligned} \gamma &> \left(\frac{1-c}{1+c}\right) \sigma^2, \\ \epsilon &< \frac{1}{L} \times \frac{(1+c)\gamma - (1-c)\sigma^2}{(2-c)\gamma + (2-c^2)\sigma^2} \end{aligned} \quad (9)$$

Define $G = f(w(1)) - f^*$. If τ is defined as in Equation (5), then,

$$\mathbb{E}[\tau] \leq \frac{2G + (1+c - L\epsilon(2-c))\gamma}{\epsilon(1+c - L\epsilon(2-c))\gamma - \epsilon(L\epsilon(2-c^2) + 1-c)\sigma^2}. \quad (10)$$

Proof. By Assumption 3.5, we know that

$$f(w(t+1)) \leq f(w(t)) - \epsilon \frac{\partial f}{\partial w}(w(t)) \cdot \rho_{w(t)}(g(t)) + \epsilon^2 \frac{L}{2} \|g(t)\|_{w(t)}^2.$$

Using the definition of $\delta(t)$ given in Assumption 3.6, this is equivalent to

$$f(w(t+1)) \leq f(w(t)) - \epsilon \frac{\partial f}{\partial w}(w(t)) \cdot \rho_{w(t)} \left(\frac{\partial f}{\partial w}(w(t)) + \delta(t) \right) + \epsilon^2 \frac{L}{2} \left\| \frac{\partial f}{\partial w}(w(t)) + \delta(t) \right\|_{w(t)}^2. \quad (11)$$

Summing (11) over $t = 1, 2, \dots, N$ yields

$$\begin{aligned} f(w(N+1)) &\leq f(w(1)) - \epsilon \sum_{t=1}^N \frac{\partial f}{\partial w}(w(t)) \cdot \rho_{w(t)} \left(\frac{\partial f}{\partial w}(w(t)) + \delta(t) \right) \\ &\quad + \epsilon^2 \frac{L}{2} \sum_{t=1}^N \left\| \frac{\partial f}{\partial w}(w(t)) + \delta(t) \right\|_{w(t)}^2. \end{aligned} \quad (12)$$

Rearranging terms, and noting that $f(w(N+1)) \geq f^*$,

$$\epsilon \sum_{t=1}^N \frac{\partial f}{\partial w}(w(t)) \cdot \rho_{w(t)} \left(\frac{\partial f}{\partial w}(w(t)) + \delta(t) \right) \leq G + \epsilon^2 \frac{L}{2} \sum_{t=1}^N \left\| \frac{\partial f}{\partial w}(w(t)) + \delta(t) \right\|_{w(t)}^2. \quad (13)$$

According to Equation (8a), for all t it holds that

$$\mathbb{E} \left[\frac{\partial f}{\partial w}(w(t)) \cdot \rho_{w(t)} \left(\frac{\partial f}{\partial w}(w(t)) + \delta(t) \right) \middle| \mathcal{F}(t-1) \right] \geq \left(\frac{1+c}{2} \right) \left\| \frac{\partial f}{\partial w}(w(t)) \right\|_{w(t)}^2 - \left(\frac{1-c}{2} \right) \sigma^2, \quad (14)$$

while Equation (8a) implies

$$\mathbb{E} \left[\left\| \frac{\partial f}{\partial w}(w(t))(w(t)) + \delta(t) \right\|_{w(t)}^2 \middle| \mathcal{F}(t-1) \right] \leq (2-c) \left\| \frac{\partial f}{\partial w}(w(t)) \right\|_{w(t)}^2 + (2-c^2) \sigma^2. \quad (15)$$

For $n \geq 1$ we define the stopping time $\tau \wedge n$ to be the minimum of τ and the constant value n . Applying Proposition A.6 and inequality (14) it holds that for any n ,

$$\mathbb{E} \left[\sum_{t=1}^{\tau \wedge n} \frac{\partial f}{\partial w}(w(t)) \cdot \rho_{w(t)} \left(\frac{\partial f}{\partial w}(w(t)) + \delta(t) \right) \right] \geq \mathbb{E} \left[\sum_{t=1}^{\tau \wedge n} \left(\left(\frac{1+c}{2} \right) \left\| \frac{\partial f}{\partial w}(w(t)) \right\|_{w(t)}^2 - \left(\frac{1-c}{2} \right) \sigma^2 \right) \right]. \quad (16)$$

Applying Proposition A.6 a second time, in this case to inequality (15), we see that

$$\mathbb{E} \left[\sum_{t=1}^{\tau \wedge n} \left\| \frac{\partial f}{\partial w}(w(t)) + \delta(t) \right\|_{w(t)}^2 \right] \leq \mathbb{E} \left[\sum_{t=1}^{\tau \wedge n} \left((2-c) \left\| \frac{\partial f}{\partial w}(w(t)) \right\|_{w(t)}^2 + (2-c^2) \sigma^2 \right) \right]. \quad (17)$$

Combining (13) with (16) and (17) and rearranging terms,

$$\epsilon \left(\frac{1+c}{2} - \frac{L}{2} \epsilon (2-c) \right) \mathbb{E} \left[\sum_{t=1}^{\tau \wedge n} \left\| \frac{\partial f}{\partial w}(w(t)) \right\|_{w(t)}^2 \right] \leq G + \epsilon \left(\frac{L}{2} \epsilon (2-c^2) + \frac{1-c}{2} \right) \sigma^2 \mathbb{E}[\tau \wedge n] \quad (18)$$

Next, note that

$$\begin{aligned} \epsilon \left(\frac{1+c}{2} - \frac{L}{2} \epsilon (2-c) \right) \sum_{t=1}^{\tau \wedge n} \left\| \frac{\partial f}{\partial w}(w(t)) \right\|_{w(t)}^2 &\geq \epsilon \left(\frac{1+c}{2} - \frac{L}{2} \epsilon (2-c) \right) \sum_{t=1}^{\tau \wedge n-1} \left\| \frac{\partial f}{\partial w}(w(t)) \right\|_{w(t)}^2 \\ &\geq \epsilon \left(\frac{1+c}{2} - \frac{L}{2} \epsilon (2-c) \right) \gamma (\tau \wedge n - 1). \end{aligned} \quad (19)$$

Combining (18) with (19) yields

$$\epsilon \left(\frac{1+c}{2} - \frac{L}{2} \epsilon (2-c) \right) \gamma \mathbb{E}[(\tau \wedge n) - 1] \leq G + \epsilon \left(\frac{L}{2} \epsilon (2-c^2) + \frac{1-c}{2} \right) \sigma^2 \mathbb{E}[\tau \wedge n].$$

By (9), this can be rearranged into

$$\mathbb{E}[\tau \wedge n] \leq \frac{2G + \epsilon(1+c - L\epsilon(2-c))\gamma}{\epsilon(1+c - L\epsilon(2-c))\gamma - \epsilon(L\epsilon(2-c^2) + 1-c)\sigma^2}.$$

Since the right-hand side of this equation is independent of n , the claimed inequality (10) follows by the monotone convergence theorem. \square

Let us consider some special cases of Theorem 3.9.

Corollary 3.10. *Under Assumptions 3.5 and 3.6, the following special cases of Theorem 3.9 hold:*

1. (Standard SGD) Suppose $\|\cdot\|_w = \|\cdot\|_2$ for all w , and let ρ_w be the identity mapping $\rho_w(\ell) = \ell$. Then for any $\gamma > 0$, setting $\epsilon = \frac{1}{L} \left(\frac{\gamma}{\gamma + \sigma^2} \right)$ leads to

$$\mathbb{E}[\tau] \leq \frac{2GL\sigma^2}{\gamma^2} + \frac{4L(G + \sigma^2)}{\gamma} + 8L.$$

2. More generally, suppose $\|\cdot\|_w$ has parameter of convexity $c \geq 0$. Then for any $\gamma > \left(\frac{1-c}{1+c} \right) \sigma^2$, setting $\epsilon = \frac{1}{2L} \left(\frac{(1+c)\gamma - (1-c)\sigma^2}{(2-c)\gamma + (2-c^2)\sigma^2} \right)$ leads to

$$\mathbb{E}[\tau] \leq \frac{8LG(2-c^2)\sigma^2}{((1+c)\gamma + (1-c)\sigma^2)^2} + \frac{8L(2-c^2)(G + \sigma^2)}{(1+c)\gamma + (1-c)\sigma^2} + 8L(2-c).$$

Proof. The claimed inequalities follow by plugging the given values of ϵ into Equation 10. The details are given in the appendix. \square

Let us note that the zero-noise case represented by $\sigma^2 = 0$ allows a slightly simplified proof that avoids any dependence on the convexity parameter c , leading to the following:

Corollary 3.11. *Let Assumption 3.5 hold, and assume $g(t) = \frac{\partial f}{\partial w}(w(t))$. Then for any family of norms $\|\cdot\|_w$, if $\gamma = \frac{1}{L}$ then*

$$\min_{1 \leq t \leq T} \left\| \frac{\partial f}{\partial w}(w(t)) \right\|_{w(t)}^2 \leq \frac{2GL}{T}.$$

Expressed using the stopping variable τ , this says $\tau \leq \lceil 2GL/\gamma \rceil$. Furthermore, any accumulation point w^ of the algorithm is a stationary point of f , meaning $\frac{\partial f}{\partial w}(w^*) = 0$.*

Proof. The proof closely follows that of Theorem 3.9, and the details are deferred to an appendix. \square

Note that if the Finsler structure simply assigns the Euclidean norm to each point in the space, then the duality map is trivial: $\rho_w(\ell) = \ell$ for all ℓ . In this case Algorithm 3.1 reduces to standard gradient descent, and we recover the known $1/T$ convergence rate for GD (Nesterov, 2013). In the general case, the non-asymptotic performance guarantee concerns the quantities $\left\| \frac{\partial f}{\partial w}(w(t)) \right\|_{w(t)}$, where the gradient magnitude is measured relative to the local norms $w(t)$. We leave to future work the interesting question of under what conditions a relation can be established between the convergence of $\left\| \frac{\partial f}{\partial w}(w(t)) \right\|_{w(t)}$ and the convergence of $\left\| \frac{\partial f}{\partial w}(w(t)) \right\|$, where the norm is fixed.

The main application of Theorem 3.9 will come in the following section, where it is used to prove the convergence of a layer-wise training algorithm for neural networks (Theorem 4.12). For another example of an optimization problem where this theory applies, consider the following.

Example 3.12. Consider applying DSGD to the function $f : \mathbb{R}^2 \rightarrow \mathbb{R}$ defined by $f(x, y) = g(x)h(y)$, where $g : \mathbb{R} \rightarrow \mathbb{R}$ and $h : \mathbb{R} \rightarrow \mathbb{R}$ are functions that have bounded second derivatives. For simplicity, assume that $\|g''\|_\infty \leq 1$ and $\|h''\|_\infty \leq 1$. Furthermore, assume that $\sup_{(x,y) \in \mathbb{R}^2} g(x)h(y) \geq f^*$ for some $f^* \in \mathbb{R}$ (for instance, this occurs if g and h are non-negative). The function f need not have a Lipschitz continuous gradient, as the example of $g(x) = x^2$ and $h(y) = y^2$ demonstrates.

Let us denote pairs in \mathbb{R}^2 by $w = (x, y)$. Define the Finsler structure

$$\|(\delta x, \delta y)\|_w = \sqrt{1 + |h(y)|} |\delta x| + \sqrt{1 + |g(x)|} |\delta y|.$$

The dual norm and duality map are as previously defined in Example 3.4.

Let us show that the conditions of Assumption 3.5 are satisfied. Let $\eta = (\eta_1, \eta_2)$ be any vector. If $\frac{\eta_1}{\sqrt{1+|h(y)|}} \geq \frac{\eta_2}{\sqrt{1+|g(x)|}}$, then $\|\eta\|_w = \frac{|\eta_1|}{\sqrt{1+|h(y)|}}$ and $\rho(\eta) = \left(\frac{\eta_1}{1+|h(y)|}, 0 \right)$. Then, since the function

$x \mapsto f(x, y)$ has a second derivative that is bounded by $|h(y)|$, we can apply a standard quadratic bound (Proposition 4.4) to conclude that

$$\begin{aligned} \left| f(w + \epsilon \rho_w(\eta)) - f(w) - \epsilon \frac{\partial f}{\partial w}(w) \cdot \rho_w(\eta) \right| &\leq \epsilon^2 \frac{1}{(1 + |h(y)|)^2} \frac{1}{2} |h(y)| \|\eta_1\|^2 \\ &= \epsilon^2 \frac{|h(y)|}{1 + |h(y)|} \frac{1}{2} \|\eta\|_w^2 \\ &\leq \frac{\epsilon^2}{2} \|\eta\|_w^2. \end{aligned}$$

The case $\frac{\eta_1}{\sqrt{1+|h(y)|}} < \frac{\eta_2}{\sqrt{1+|g(x)|}}$, is similar. This shows that Assumption 3.5 holds with $L = 1$.

According to Corollary 3.11, convergence will be guaranteed in batch DSGD with $\epsilon = 1$. In more details, in the first step (Line 4) the algorithm computes the duality map on the derivative $g(t) = \frac{\partial f}{\partial w}(w(t))$. If

$$\left| \frac{\partial f}{\partial x}(x(t), y(t)) \right| \frac{1}{\sqrt{1 + |h(y(t))|}} \geq \left| \frac{\partial f}{\partial y}(x(t), y(t)) \right| \frac{1}{\sqrt{1 + |g(x(t))|}} \quad (20)$$

then the update direction is $\Delta(t) = \left(\frac{\partial f}{\partial x}(x(t), y(t)) \frac{1}{\sqrt{1+|h(y(t))|}}, 0 \right)$. In this case, at the next step (Line 5) the next point is computed by keeping y the same ($y(t+1) = y(t)$) and updating x as $x(t+1) = x(t) - \epsilon \frac{\partial f}{\partial x}(x(t), y(t)) \frac{1}{\sqrt{1+|h(y(t))|}}$. If (20) does not hold, then y is updated instead: $x(t+1) = x(t)$ and $y(t+1) = y(t) - \epsilon \frac{\partial f}{\partial y}(x(t), y(t)) \frac{1}{\sqrt{1+|g(x(t))|}}$. The resulting convergence guarantee associated with the algorithm is that

$$\max \left\{ \frac{\left| \frac{\partial f}{\partial x}(x(t), y(t)) \right|}{\sqrt{1 + |h(y(t))|}}, \frac{\left| \frac{\partial f}{\partial y}(x(t), y(t)) \right|}{\sqrt{1 + |g(x(t))|}} \right\} \rightarrow 0$$

as $t \rightarrow \infty$.

Note that this example could be extended without difficult to the case where f is defined as the product of arbitrarily many functions that have bounded second derivatives.

4 Application to Neural Networks with Multiple Layers

In order to implement and analyze the DSGD algorithm for minimizing a particular objective function, there are three tasks:

1. Define the Finsler structure for the space,
2. Identify a duality structure to use,
3. Verify the generalized gradient smoothness condition of Assumption 3.5.

In this section we carry out these steps in the context of a neural network with multiple layers.

We first define the parameter space and the objective function. The network consists of an input layer and K non-input layers. We are going to consider the case that each layer is fully connected to the previous one and uses the same activation function, but this is not a restriction and is only for ease of exposition. Networks with heterogeneous layer types (consisting for instance of convolutional layers, smooth types of pooling, softmax layers, etc.) and networks with biases at each layer can also be accommodated in our theory.

Let the input to the network be of dimensionality n_0 , and let n_1, \dots, n_K specify the number of nodes in each of K non-input layers. For $k = 1, \dots, K$ define $W_k = \mathbb{R}^{n_k \times n_{k-1}}$ to be the space of

$n_k \times n_{k-1}$ matrices; a matrix in $w_k \in W_k$ specifies weights from nodes in layer $k-1$ to nodes in layer k . The overall parameter space is then $W = W_1 \times \dots \times W_K$. We define the output of the network as follows. For an input $x \in \mathbb{R}^{n_0}$, and weights $w = (w_1, \dots, w_K) \in W$, the output is $y^K(w; x) \in \mathbb{R}^{n_K}$ where $y^0(w; x) = y$ and for $1 \leq k \leq K$,

$$y_i^k(w; x) = \sigma \left(\sum_{j=1}^{n_{k-1}} w_{k,i,j} y_j^{k-1}(w; x) \right), \quad i = 1, 2, \dots, n_k.$$

Given m input/output pairs $(x_1, z_1), (x_2, z_2), \dots, (x_m, z_m)$, where $(x_n, z_n) \in \mathbb{R}^{n_0} \times \mathbb{R}^{n_K}$, we seek to minimize the *empirical error*

$$f(w) = \frac{1}{m} \sum_{i=1}^m f_i(w), \quad (21)$$

where the f_i are

$$f_i(w) = \|x^K(w; x_i) - z_i\|_2^2, \quad i = 1, 2, \dots, m. \quad (22)$$

and $\|\cdot\|_2$ is the Euclidean norm.

4.1 Layer-wise gradient smoothness for Neural Networks

Our assumptions on the nonlinearity σ , the inputs x_i , and the targets z_i , are as follows:

Assumption 4.1.

- i. (*Activation bounds*) The activation function σ and its first two derivatives are bounded. Formally, $\|\sigma\|_\infty \leq 1$, $\|\sigma'\|_\infty < \infty$, and $\|\sigma''\|_\infty < \infty$.
- ii. (*Input/Target bounds*) $\|x_i\|_\infty \leq 1$ and $\|z_i\|_\infty \leq 1$ for $i = 1, 2, \dots, m$.

The first part of Assumption 4.1 means the activation function may only take values between -1 and 1 , and its first and second derivatives are also globally bounded. For example, this is satisfied by the sigmoid function $\sigma(u) = 1/(1 + e^{-u})$ and also the hyperbolic tangent function $\sigma(u) = 2/(1 + e^{-2u}) - 1$. The second part of Assumption 4.1 states that the components of the inputs and targets are between -1 and 1 .

In Proposition 4.3 we establish that, under Assumption 4.1, the restriction of the objective function to the weights in any particular layer is a function with a bounded second derivative. To confirm the boundedness of the second derivative, any norm on the weight matrices can be used, because on finite dimensional spaces all norms are strongly equivalent. However, different norms will lead to different specific bounds. For the purposes of gradient descent, each norm and Lipschitz bound implies a different quadratic upper bound on the objective, which in general may lead to a variety of update steps, hence defining different algorithms. Our construction considers the induced matrix norms corresponding to the vector norms $\|\cdot\|_q$ for $1 \leq q \leq \infty$.

Assumption 4.2. For some $q \in [1, \infty]$ and all $1 \leq i \leq K$, each space \mathbb{R}^{n_i} has the norm $\|\cdot\|_q$.

We are going to be working with the matrix norm induced by the given choice of q . For example, if $q = 1$,

$$\|A\|_1 = \max_{1 \leq j \leq c} \sum_{i=1}^r |A_{i,j}|,$$

while if $q = 2$,

$$\|A\|_2 = \max_{1 \leq i \leq \min\{r,c\}} \sigma_i(A),$$

	$q = 1$	$1 < q < 2$	$2 \leq q < \infty$	$q = \infty$
c_q	n	$n^{1/q}$	$n^{1/q}$	1
$d_{q,1}$	4	$4n^{(q-1)/q}$	$4n^{(q-1)/q}$	$4n$
$d_{q,2}$	2	2	$2n^{(q-2)/q}$	$2n$

Table 1: The definitions of some constants used in Proposition 4.3. c_q represents the magnitude of the vector $(1, 1, \dots, 1)$ in the norm $\|\cdot\|_q$, and $d_{q,1}, d_{q,2}$ are bounds on the first and second derivatives, respectively, of the function $J(x) = \|x - z\|_2^2$, measured with the norm $\|\cdot\|_q$.

where for a matrix A , we define $\sigma(A) = (\sigma_1(A), \dots, \sigma_{\min\{r,c\}}(A))$ to be the vector of singular values of A , and if $q = \infty$,

$$\|A\|_\infty = \max_{1 \leq i \leq r} \sum_{j=1}^c |A_{i,j}|.$$

That is, when $q = 1$ the matrix norm is the maximum absolute column sum, when $q = 2$ the norm is the largest singular value, also known as the spectral norm, and when $q = \infty$ the norm is the largest absolute row sum (Horn and Johnson, 1986).

For ease of notation, in the following proposition and throughout this section, we will assume that all the layers have the same number of nodes. Formally, this means $n_i = n_K$ for $i = 0, \dots, K$. The general case can be handled with slightly more bookkeeping.

Proposition 4.3. *Let Assumptions 4.1 and 4.2 hold, and let q be the constant chosen in Assumption 4.2. Let the spaces W_1, \dots, W_K have the norm induced by $\|\cdot\|_q$ and define functions p_i as follows: Let $r_0 = 1$, and for $1 \leq n \leq K - 1$ the function r_n is*

$$r_n(z_1, \dots, z_n) = \|\sigma'\|_\infty^n \prod_{i=1}^n z_i.$$

Then define v_n recursively, with $v_0 = 0$, and for $1 \leq n \leq K - 1$, the function v_n is

$$v_n(z_1, \dots, z_n) = \|\sigma''\|_\infty \|\sigma'\|_\infty^{2(n-1)} \prod_{i=1}^n z_i^2 + \|\sigma'\|_\infty z_n v_{n-1}(z_1, \dots, z_{n-1}).$$

Define constants $d_{q,1}$, $d_{q,2}$ and c_q as in Table 1. Then for $0 \leq n \leq K - 1$ the function s_n is

$$s_i(z_1, \dots, z_i) = d_{q,2} c_q^2 \|\sigma'\|_\infty^2 r_i^2(z_1, \dots, z_i) + d_{q,1} c_q^2 \|\sigma'\|_\infty^2 v_i(z_1, \dots, z_i) + d_{q,1} c_q^2 \|\sigma''\|_\infty r_i(z_1, \dots, z_i)$$

The p_1, \dots, p_K are then

$$p_i(w) = \sqrt{s_{K-i}(\|w_{i+1}\|_q, \dots, \|w_K\|_q) + 1}. \quad (23)$$

Let f be defined as in (21). Then for all $w \in W$ and $1 \leq i \leq K$, the bound $\|\frac{\partial^2 f}{\partial w_i^2}(w)\|_q \leq p_i(w)^2$ holds.

For example, in a network with one hidden layer ($K = 2$), the two polynomials p_1, p_2 are

$$\begin{aligned} p_1(w) &= \sqrt{s_1(\|w_2\|_q) + 1} \\ &= \sqrt{d_{q,2} c_q^2 \|\sigma'\|_\infty^2 r_1(\|w_2\|_q)^2 + d_{2,1} c_q^2 \|\sigma'\|_\infty^2 v_1(\|w_2\|_q) + d_{q,1} c_q^2 r_1(\|w_2\|_q) + 1} \quad (24a) \\ &= \sqrt{(d_{q,2} c_q^2 \|\sigma'\|_\infty^4 + d_{q,1} c_q^2 \|\sigma'\|_\infty^2 \|\sigma''\|_\infty) \|w_2\|_q^2 + d_{q,1} c_q^2 \|\sigma''\|_\infty \|\sigma'\|_\infty \|w_2\|_q + 1}, \end{aligned}$$

$$\begin{aligned}
p_2(w) &= \sqrt{s_0 + 1} \\
&= \sqrt{d_{q,2}c_q^2\|\sigma'\|_\infty^2 r_0^2 + d_{q,1}c_q^2\|\sigma'\|_\infty^2 v_0 + d_{q,1}c_q^2\|\sigma''\|_\infty r_0 + 1} \\
&= \sqrt{c_q^2(d_{q,2}\|\sigma'\|_\infty^2 + d_{q,1}\|\sigma''\|_\infty) + 1}.
\end{aligned} \tag{24b}$$

Note that in Proposition 4.3, the norm of the Hessian matrix is bounded by a polynomial in the norms of the weights, and terms of a similar form appear in recent work on norm-based complexity measures for deep networks (Liang et al., 2019; Neyshabur et al., 2015; Bartlett et al., 2017).

Proposition 4.3 enables us to analyze algorithms that update only one layer at a time. Specifically, if we update any one of the layers in the direction of the image of the gradient under the duality map, then using a small enough step-size guarantees improvement in the objective function. This is a consequence of the following Lemma:

Proposition 4.4. *Let $f : \mathbb{R}^n \rightarrow \mathbb{R}$ be a function with continuous derivatives up to 2nd order. Let $\|\cdot\|$ be an arbitrary norm on \mathbb{R}^n and let ρ be a duality map for this norm. Suppose that $\sup_w \sup_{\|u_1\|=\|u_2\|=1} \left\| \frac{\partial^2 f}{\partial w^2}(w) \cdot (u_1, u_2) \right\| \leq L$. Then for any $\epsilon > 0$ and any $\Delta \in \mathbb{R}^n$, $f(w - \epsilon\Delta) \leq f(w) - \epsilon \frac{\partial f}{\partial w}(w) \cdot \Delta + \epsilon^2 \frac{L}{2} \|\Delta\|^2$. In particular, $f\left(w - \epsilon\rho\left(\frac{\partial f}{\partial w}(w)\right)\right) \leq f(w) - \epsilon\left(1 - \frac{L}{2}\epsilon\right) \left\|\frac{\partial f}{\partial w}(w)\right\|^2$.*

With Proposition 4.4 in mind, consider the following greedy algorithm. Identify a layer i^* such that $i^* = \arg \max_{1 \leq i \leq K} \frac{1}{p_i(w)} \left\| \frac{\partial f}{\partial w_i}(w) \right\|$ and then make an update of parameter w_{i^*} , using a step-size $\frac{1}{p_{i^*}(w)^2}$ in the direction $\rho\left(\frac{\partial f}{\partial w}(w)\right)$. Then, as a consequence of Proposition 4.3 and Proposition 4.4, this update will lead to a decrease in the objective of at least $\frac{1}{2p_{i^*}(w)^2} \left\| \frac{\partial f}{\partial w_{i^*}}(w) \right\|^2$. This greedy algorithm is depicted (in a slightly generalized form) in Algorithm 4.1. In the remainder of this section, we will show how this sequence of operations can be explained with a particular Finsler duality structure on \mathbb{R}^n , in order to apply the convergence theorems of Section 3.

4.2 Finsler structure and duality structure

In this section we define a Finsler structure and associated duality structure that encodes the layer-wise update criteria. The Finsler structure is constructed using the functions p_i from (23) as follows. For any $w = (w_1, \dots, w_K) \in W$ and any $(u_1, \dots, u_K) \in W$, define $\|(u_1, \dots, u_K)\|_w$ as

$$\|(u_1, \dots, u_K)\|_w = p_1(w)\|u_1\|_q + \dots + p_K(w)\|u_K\|_q. \tag{25}$$

Note that the Finsler structure and the polynomials p also depend on the user-supplied parameter q from Assumption 4.2, although we omit this from the notation for clarity.

To obtain the duality structure, we derive duality maps for matrices with the norm $\|\cdot\|_q$, and then use a general construction for product spaces. The first part is summarized in the following Proposition. Note that when we use the $\arg \max$ to find the index of the largest entry of a vector, any tie-breaking rule can be used in case there are multiple maxima. For instance, the $\arg \max$ may be defined to return the smallest such index.

Proposition 4.5. *Let $\ell \in \mathcal{L}(\mathbb{R}^{r \times c}, \mathbb{R})$ be a linear functional defined on a space of matrices with the norm $\|\cdot\|_q$ for $q \in \{1, 2, \infty\}$. Then the dual norm is*

$$\|\ell\|_q = \begin{cases} \sum_{j=1}^c \max_{1 \leq i \leq r} |\ell_{i,j}| & \text{if } q = 1, \\ \sum_{i=1}^{\min\{r,c\}} \sigma_i(\ell) & \text{if } q = 2, \\ \sum_{i=1}^r \max_{1 \leq j \leq c} |\ell_{i,j}| & \text{if } q = \infty. \end{cases} \tag{26}$$

Possible choices for duality maps are as follows. For $q = 1$, the duality map ρ_1 sends ℓ to a matrix that picks out a maximum in each column:

$$\rho_1(\ell) = \|\ell\|_1 m \text{ where } m \text{ is the } r \times c \text{ matrix } m_{i,j} = \begin{cases} \text{sgn}(\ell_{i,j}) & \text{if } i = \arg \max_{1 \leq k \leq r} |\ell_{k,j}|, \\ 0 & \text{otherwise.} \end{cases} \quad (27)$$

For $q = 2$ the duality map ρ_2 normalizes the singular values of ℓ : If $\ell = U\Sigma V^T$ is the singular value decomposition of ℓ , written in terms of column vectors as $U = [u_1, \dots, u_c]$, $V = [v_1, \dots, v_c]$, and denoting the rank of the matrix ℓ by $\text{rank } \ell$, then

$$\rho(\ell)_2 = \|\ell\|_2 \sum_{i=1}^{\text{rank } \ell} u_i v_i^T. \quad (28)$$

For $q = \infty$, the duality map ρ_∞ sends ℓ to a matrix that picks out a maximum in each row:

$$\rho_\infty(\ell) = \|\ell\|_\infty m \text{ where } m \text{ is the } r \times c \text{ matrix } m_{i,j} = \begin{cases} \text{sgn}(\ell_{i,j}) & \text{if } j = \arg \max_{1 \leq k \leq c} |\ell_{i,k}|, \\ 0 & \text{otherwise.} \end{cases} \quad (29)$$

The proof of this proposition is in the appendix.

Next, we construct a duality map for a product space from duality maps on the components. Recall that in a product vector space $Z = X_1 \times \dots \times X_K$, each linear functional $\ell \in \mathcal{L}(Z, \mathbb{R})$ uniquely decomposes as $\ell = (\ell_1, \dots, \ell_K) \in \mathcal{L}(X_1, \mathbb{R}) \times \dots \times \mathcal{L}(X_K, \mathbb{R})$.

Proposition 4.6. *If X_1, \dots, X_K are normed spaces, carrying duality maps $\rho_{X_1}, \dots, \rho_{X_K}$ respectively, and the product $Z = X_1 \times \dots \times X_K$ has norm $\|(x_1, \dots, x_K)\|_Z = p_1 \|x_1\|_{X_1} + \dots + p_K \|x_K\|_{X_K}$, for some positive coefficients p_1, \dots, p_K , then the dual norm for Z is*

$$\|(\ell_1, \dots, \ell_K)\|_Z = \max \left\{ \frac{1}{p_1} \|\ell_1\|_{X_1}, \dots, \frac{1}{p_K} \|\ell_K\|_{X_K} \right\} \quad (30)$$

and a duality map for Z is given by

$$\rho_Z(\ell_1, \dots, \ell_K) = \left(0, \dots, \frac{1}{(p_{i^*})^2} \rho_{X_{i^*}}(\ell_{i^*}), \dots, 0 \right) \text{ where } i^* = \arg \max_{1 \leq i \leq K} \left\{ \frac{1}{p_i} \|\ell_i\|_{X_i} \right\}. \quad (31)$$

See the appendix for a proof of Proposition 4.6. Based on Proposition 4.6, and the definition of the Finsler structure from (25), the dual norm at a point $w \in W = W_1 \times \dots \times W_K$ is

$$\|(\ell_1, \dots, \ell_K)\|_w = \max_{1 \leq i \leq K} \frac{1}{p_i(w)} \|\ell_i\|_q. \quad (32)$$

We define the duality structure on the neural net parameter space as follows:

1. Each space W_1, \dots, W_K has the duality map $\rho_q(\cdot)$, defined according to (29).
2. The duality map at each point w is defined according to Proposition 4.6:

$$\rho_w(\ell_1, \dots, \ell_K) = \left(0, \dots, \frac{1}{(p_{i^*}(w))^2} \rho_q(\ell_{i^*}), \dots, 0 \right) \text{ where } i^* = \arg \max_{1 \leq i \leq K} \left\{ \frac{1}{p_i(w)} \|\ell_i\|_q \right\}. \quad (33)$$

4.3 Convergence Analysis

Throughout this section, Give W the Finsler structure $\|\cdot\|_w$ from (25) and duality structure ρ_w from (33), and the function f is defined as in (21). The convergence analysis of Algorithm 3.1 is based on the idea that the update performed in the algorithm is exactly equivalent to taking a step in the direction of the duality map (33) as applied to the derivative of f , so the algorithm is simply a special case of Algorithm 3.1. Recall that the convergence property of Algorithm 3.1 depends on verifying the generalized smoothness condition set forth in Assumption 3.5. This smoothness condition is confirmed in the following proposition.

Lemma 4.7. *Let Assumptions 4.1 and 4.2 hold, and let q be the constant chosen in Assumption 4.2. Let f defined as in (21). Then Assumption 3.5 is satisfied with $L = 1$.*

Now that Assumption 3.5 has been established, we can proceed to the analysis of batch and stochastic DSGD.

4.4 Batch analysis

First we consider analysis of Algorithm 4.1 running in Batch mode. Each iteration starts on Line 4 by computing the derivatives of the objective function. This is a standard back-propagation step. Next, on Line 8, for each layer i the polynomials p_i and the q -norms of the derivatives g_i are computed. Note that for any $i < K$, computing p_i will require the matrix norms $\|w_{i+1}\|_q, \dots, \|w_K\|_q$. In Line 9, we identify which layer i has the largest value of $\|g_i(t)\|_q/p_i(w(t))$. Note that this is equivalent to maximizing $\|g_i(t)\|_q^2/2p_i(w(t))^2$, which is exactly the lower bound guaranteed by Proposition 4.4. Having chosen the layer, in Lines 10 through 13 we perform the update of layer i^* , keeping parameters in other layers fixed.

Theorem 4.8. *Let the function f be defined as in (21), let Assumptions 4.1 and 4.2 hold, and let q be the constant chosen in Assumption 4.2. Give W the Finsler structure $\|\cdot\|_w$ from (25) and duality structure ρ_w from (33). Consider running Algorithm 4.1 in batch mode, using step-size $\epsilon = 1$. Then $\min_{1 \leq t \leq T} \left\| \frac{\partial f}{\partial w}(w(t)) \right\|_{w(t)}^2 \leq \delta$ when $T \geq 2f(w(1))/\delta$.*

Proof. It is evident that the update performed in Algorithm 4.1 running in batch mode is of the form $w(t+1) = w(t) - \epsilon \Delta(t)$, where $\epsilon = 1$ and $\Delta(t) = \rho_{w(t)}\left(\frac{\partial f}{\partial w}(w(t))\right)$. Hence the algorithm is a particular case of Algorithm 3.1. We have established Assumption 3.5 in Lemma 4.7, and the result follows by Corollary 3.11, using $L = 1$ and $f^* = 0$. \square

To get some intuition for this convergence bound, note that the local derivative norm may be lower bounded as

$$\left\| \frac{\partial f}{\partial w}(w(t)) \right\|_{w(t)} = \max_{1 \leq i \leq K} \frac{\left\| \frac{\partial f}{\partial w_i}(w(t)) \right\|_q}{p_i(w(t))} \geq \frac{\sum_{i=1}^K \left\| \frac{\partial f}{\partial w_i}(w(t)) \right\|_q}{K \sum_{j=1}^K p_j(w(t))}.$$

Therefore, using a step-size $\epsilon = 1$, a consequence of the convergence bound is that

$$\frac{\sum_{i=1}^K \left\| \frac{\partial f}{\partial w_i}(w(t)) \right\|_q}{K \sum_{j=1}^K p_j(w(t))} \leq \delta$$

when $T \geq 2f(w(1))/\delta$. In this inequality, the term on the left-hand side is the magnitude of the gradient relevant to a fixed norm independent of the weights w , divided by a term that is an increasing function of the weight norms $\|w(t)\|$.

Algorithm 4.1: Duality structure gradient descent for a multi-layer neural network

1 **input:** Parameter $q \in \{1, 2, \infty\}$, training data (y_i, z_i) for $1 \leq i \leq m$, initial point $w(1) \in W$, step-size ϵ , selection of mode Batch or Stochastic, and batch-size b (only required for Stochastic mode.)

2 **for** $t = 1, 2, \dots$ **do**

3 **if** Mode = Batch **then**

4 ► Compute full derivative $g(t) = \frac{\partial f}{\partial w}(w(t))$.

5 **else if** Mode = Stochastic **then**

6 ► Compute mini-batch derivative $g(t) = \frac{1}{b} \sum_{j \in B(t)} \frac{\partial f_j}{\partial w}(w(t))$.

7 **end**

8 ► Compute dual norms $\frac{1}{p_1(w(t))} \|g_1(t)\|_q, \dots, \frac{1}{p_K(w(t))} \|g_K(t)\|_q$. (Using (23) and (26))

9 ► Select layer to update: $i^* = \arg \max_{1 \leq i \leq K} \frac{1}{p_i(w(t))} \|g_i(t)\|_q$.

10 ► Update $w(t+1)_{i^*} = w(t)_{i^*} - \epsilon \frac{1}{p_{i^*}(w(t))^2} \rho_q(g_{i^*}(t))$. (Using (27), (28), or (29))

11 **for** $i \in \{1, 2, \dots, K\} \setminus \{i^*\}$ **do**

12 ► Copy previous parameter: $w(t+1)_i = w(t)_i$.

13 **end**

14 **end**

Remark 4.9. Note that in our analysis of DSGD for neural networks, it is important that the abstract theory is not constrained to update schemes based on inner-product norms. In our case, the Finsler structure on the parameter space (25) is defined so that the corresponding duality structure (33) generates updates that are confined to a single layer. This feature will not be present in the duality map for any inner product norm, since the duality map for an inner product norm is always linear. More explicitly, suppose that ℓ_1 and ℓ_2 are linear functionals and ρ is a duality map for an inner product norm. If $\rho(\ell_1)$ has non-zero components in only the first layer, and $\rho(\ell_2)$ only has non-zero components in the second layer, then, due to linearity, $\rho(\ell_1 + \ell_2) = \rho(\ell_1) + \rho(\ell_2)$ has non-zero components in both layers.

Next, let us consider the setting of mini-batch duality structure stochastic gradient descent. This corresponds to executing the steps of Algorithm 4.1 in with “stochastic” mode, where instead of computing the full derivative at each iteration, approximate derivatives are calculated by averaging the gradient of our loss function over some number of randomly selected instances in our training set. Formally, this is expressed in Line 6 of Algorithm 4.1. We represent b randomly chosen instances as a random subset $B(t) \subseteq \{1, \dots, m\}^b$ and the gradient estimate $g(t)$ is

$$g(t) = \frac{1}{b} \sum_{j \in B(t)} \frac{\partial f_j}{\partial w}(w(t)). \quad (34)$$

We first show that this gradient estimate has a uniformly bounded variance relative to the Finsler structure (25)

Lemma 4.10. *Let Assumptions 4.1 and 4.2 hold and let q be the constant chosen in Assumption 4.2.*

Let $g(t)$ be as in (34) and define $\delta(t) = \frac{\partial f}{\partial w}(w(t)) - g(t)$. Then the variance of $g(t)$ is bounded as

$$\mathbb{E} \left[\|\delta(t)\|_{w(t)}^2 \mid \mathcal{F}(t-1) \right] \leq \frac{1}{b} \times 32Kn^{\max\{1+2/q, 4-4/q\}}. \quad (35)$$

Remark 4.11. Note that the right-hand side of (35) is bounded independently of $w(1), \dots, w(t-1)$. This is notable as such a guarantee cannot be made in standard (Euclidean) SGD, a fact we formally prove in Proposition A.4.

Now that we have established a bound on the variance of the gradient estimates $g(t)$, we can proceed to the performance guarantee for stochastic gradient descent.

Theorem 4.12. *Let the function f be defined as in (21), let Assumptions 4.1 and 4.2 hold let q be the constant chosen in Assumption 4.2. Give W the Finsler structure (25) and duality structure (33). Set $\sigma^2 = \frac{32}{b}Kn^{\max\{1+2/q, 4-4/q\}}$. Consider running Algorithm 3.1 in stochastic mode, with a batch size b and step-size $\epsilon = \frac{1}{4} \frac{\gamma - \sigma^2}{\gamma + \sigma^2}$. Then for any $\gamma > \sigma^2$ if τ , is the stopping time (5) it holds that*

$$\mathbb{E}[\tau] \leq \frac{16G\sigma^2}{(\gamma + \sigma^2)^2} + \frac{16(G + \sigma^2)}{\gamma + \sigma^2} + 16.$$

Proof. The reasoning follows the proof of Theorem 4.8: Assumption 3.5 was established in Lemma 4.7, and Assumption 3.6 follows from Lemma 4.10, and hence the result follows from Corollary 3.10, using $L = 1$, $c = 0$, and $f^* = 0$. \square

In this section we established convergence guarantees for batch training, in Theorem 4.8, and for mini-batch training, in Theorem 4.12. In the next section we investigate the performance of the algorithm on several benchmark datasets.

5 Numerical Experiment

The previous section established convergence guarantees for DSGD, in both batch (Theorem 4.8) and minibatch (Theorem 4.12) settings. In this section we investigate the practical efficiency of DSGD with numerical experiments on several machine learning benchmark problems. These benchmarks included the MNIST (LeCun, 1998), Fashion-MNIST (Xiao et al., 2017), SVHN (Netzer et al., 2011), and CIFAR-10 (Krizhevsky, 2009) image classification tasks. In our experiments, the networks all had one hidden layer ($K = 2$). The hidden layer had $n_1 = 300$ units, and the output layer had $n_2 = 10$ units (one for each class). For the MNIST and Fashion-MNIST datasets, the input size was $n_0 = 784$ and, for the SVHN and CIFAR-10 datasets the input size is $n_0 = 3072$. The nonlinearity used in all the experiments was the logistic function $\sigma(x) = 1/(1 + e^{-x})$. For all datasets, the objective function is defined as in Equation (21). The number of training instances was $m = 60,000$ for MNIST and Fashion-MNIST, $m = 50,000$ for CIFAR-10, and $m = 73,257$ in the SVHN experiment. In all cases, a training pair (y_n, t_n) consists of an image and a 10 dimensional indicator vector representing the label for the image.

The details of the DSGD procedure are shown in Algorithm 4.1. Note that the algorithm calculates different matrix norms and duality maps depending on the choice of q . For instance, when $q = 2$, computing the polynomials p_1 involves computing the spectral norm of the weight-matrix w_2 , while computing the norms of g_1 and g_2 uses the norm dual to the spectral norm, as defined in the second case of Equation (26).

For experiments where DSGD is used in batch mode, the theoretically specified step-size $\epsilon = 1$ was used. In all other cases, the choice of step-size was determined experimentally using a validation set. Details of the validation procedure, as well as weight initialization, are deferred to an appendix. In the batch experiments, the algorithm ran for 20,000 weight updates. In the stochastic algorithms, each mini-batch had 128 training examples, and training ran for 500 epochs.

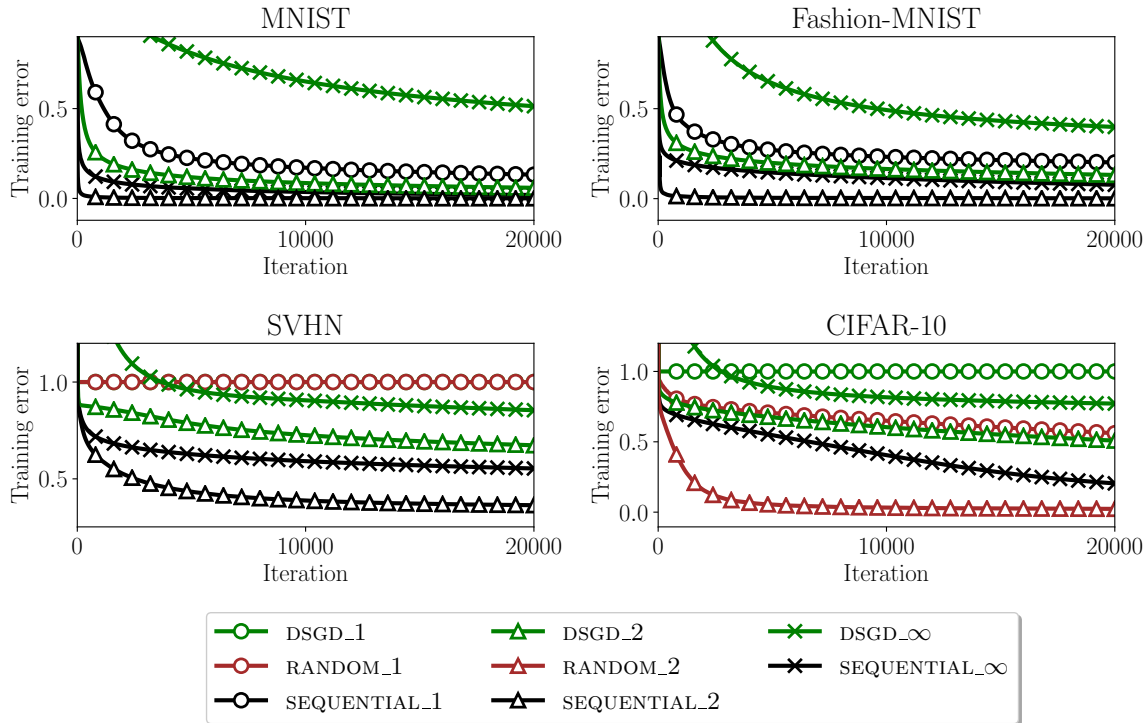


Figure 2: A comparison of batch DSGD with layer-wise algorithms. For each dataset and choice of $q \in \{1, 2, \infty\}$ we plot the training error for of DSGD as well as the best layer-wise algorithm among RANDOM and SEQUENTIAL. Best viewed in color.

5.1 Batch DSGD using theoretically specified step-sizes

We performed several experiments involving DSGD in batch mode using the theoretically prescribed step-size $\epsilon = 1$ from Theorem 4.8 in order to understand the practicality of the algorithm. This was achieved by comparing the performance of DSGD with two other layer-wise training algorithms termed RANDOM and SEQUENTIAL. In the RANDOM algorithm, the layer to update is chosen uniformly at random at each iteration. In the SEQUENTIAL algorithm, the layer to update alternates deterministically at each iteration. For both RANDOM and *sequential*, the step-sizes are chosen based on performance on a validation set. For each of the three algorithms (DSGD, RANDOM, and SEQUENTIAL), we repeated optimization using three different underlying norms $q = 1, 2$, or ∞ . Some of the results are shown in Figure 2, which indicates the trajectory of the training error over the course of optimization. Note that although DSGD does not have the best performance when measured in terms of final training error, it does carry the benefit of having theoretically justified step-sizes, while the other layer-wise algorithms use step-sizes defined through heuristics. An additional plot featuring the trajectory of testing accuracy for these experiments may be found in the appendix (Figure 7).

As the DSGD algorithm selects the layer to update at runtime, based on the trajectory of weights, it may be of interest to consider how these updates are distributed. This information is presented in Figure 3 for the MNIST and CIFAR-10 datasets. Interestingly, when using the norm $\|\cdot\|_1$, all updates occur in the second layer. For the norm $\|\cdot\|_2$, the rates of updates in each layer remained relatively constant throughout optimization. For $\|\cdot\|_\infty$, there was a greater range in the rate of updates in each layer as training progressed. The corresponding information for the Fashion-MNIST

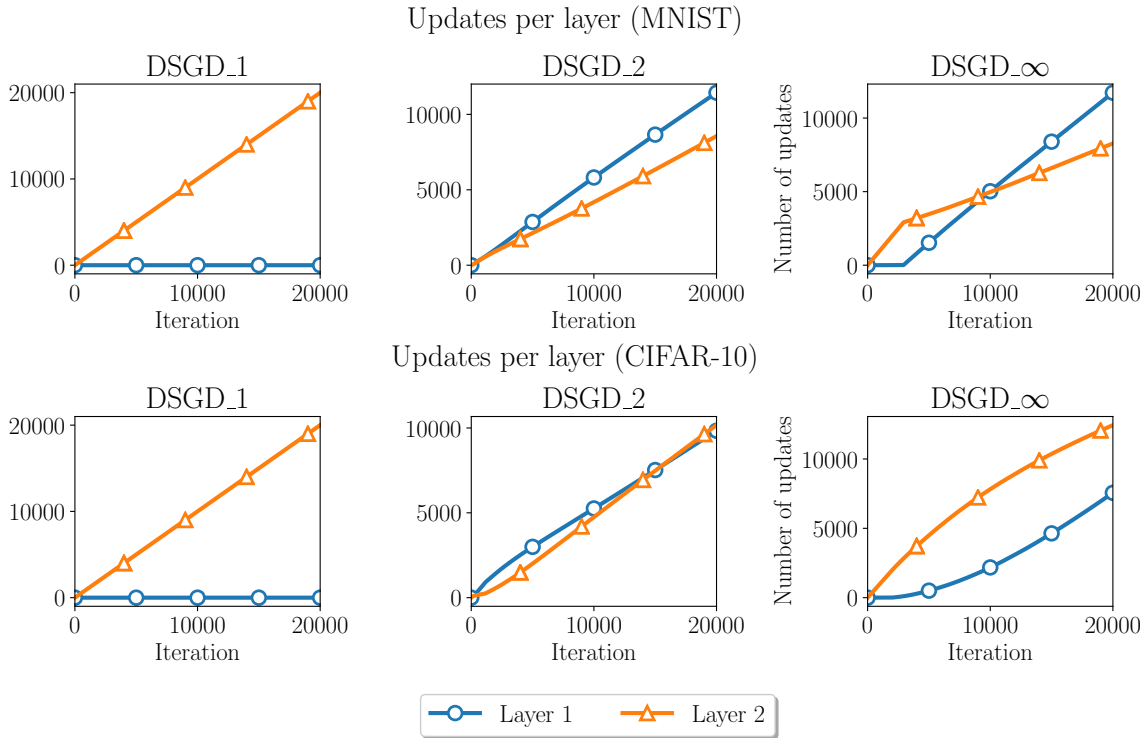


Figure 3: These figures show how frequently each layer was updated in the DSGD algorithm, for the case of batch training on the MNIST and CIFAR-10 datasets. The graphs show the running count of the number of updates by layer. Evidently, there is a range of behaviors depending on the choice of norm. Under the norm $\|\cdot\|_1$, all updates during optimization were confined to the second layer. For the norm $\|\cdot\|_2$, the rate of updates in each layer is more or less constant. For $\|\cdot\|_\infty$, there is more variation depending on the dataset and stage of optimization (beginning or end).

and SVHN datasets may be found in Figure 6 in the appendix; these cases exhibited similar update patterns.

Let us remark on the runtime performance of DSGD compared with the other layer-wise algorithms. Compared to standard DSGD has the additional step of computing the duality map and norms of the gradients, and the norm of the weights. However, for the batch algorithms the time per epoch is dominated by forward and backward passes over the network. The other layer-wise algorithms that were compared against also compute duality maps, but not norms of the weights. Due to this, epochs of DSGD are only about 2% - 3% slower than their RANDOM and SEQUENTIAL counterparts.

5.2 Practical variants of DSGD

In this section we compared a variant of DSGD with SGD. The variant of DSGD that we consider is termed DSGD_ALL. In this algorithm, the step-sizes are computed as in Line 10 of Algorithm 4.1, but the update is performed in both layers, instead of only one as is done in DSGD. This is to enable a more accurate comparison with algorithms that update both layers. The variants of SGD we considered were standard SGD using Euclidean updates (SGD_STANDARD), and SGD using updates corresponding to the $\|\cdot\|_1$, $\|\cdot\|_2$, and $\|\cdot\|_\infty$ norms. For all the algorithms, the step-size was determined using performance on a validation set, following the protocol set forth in the Appendix.

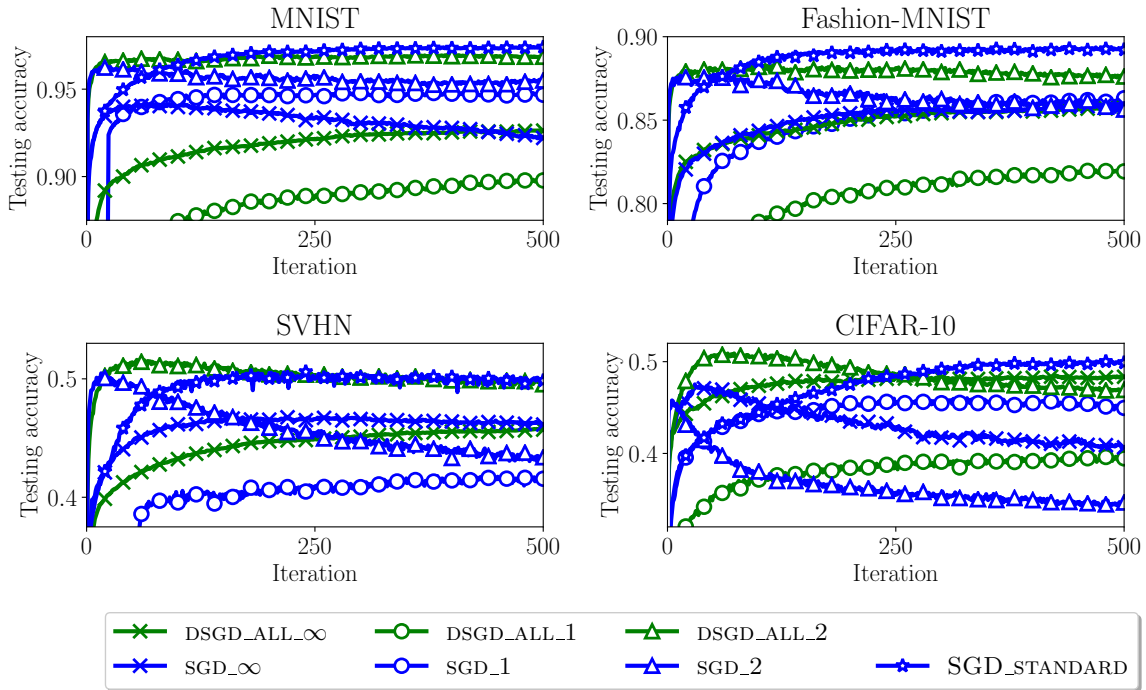


Figure 4: A comparison of DSGD with gradient descent and variants of gradient descent using several different norms. Each figure plots the value of the testing accuracy for the dataset. Best viewed in color.

The trajectories of testing accuracy for the algorithms is shown in Figure 4. We observe that for all the datasets, the variant of DSGD_ALL using the norm $\|\cdot\|_2$ performs the best among the DSGD algorithms. However, we also observed that SGD_STANDARD outperformed DSGD. Corresponding plots for the training error may be found in Figure 5 in the appendix.

In terms of performance, DSGD requires more work at each update due to the requirement of computing the matrix norms. In the minibatch scenario, a higher percentage of time is spent on these calculations compared to the batch scenario, where the time-per-epoch was dominated by forward and backward passes over the entire dataset. Because of this, the DSGD algorithm corresponding to $\|\cdot\|_2$ is the slowest among the algorithms, taking about 4 times longer than standard SGD. For the DSGD variants using $\|\cdot\|_1$ or $\|\cdot\|_\infty$, calculations of the relevant matrix norms and duality maps can be done very efficiently, and hence these algorithms operate essentially at the same speed as standard SGD. This motivates future work into efficient variations of DSGD, perhaps using approximate and/or delayed duality map and norm computations.

6 Discussion

This work was motivated by the fact that gradient smoothness assumptions used in certain optimization analyses may be too strict to be applicable in problems involving neural networks. To address this, we sought an algorithm for training neural networks that is both practical and admits a non-asymptotic convergence analysis. Our starting point was the observation that the empirical error function for a multilayer network has a Layer-wise gradient smoothness property. We showed how a greedy algorithm that updates one layer at a time can be explained with a geometric interpretation

involving Finsler structures. Different variants of the algorithm can be generated by varying the underlying norm on the state-space, and the choice of norm can have a significant impact on the practical efficiency.

Our abstract algorithmic framework can in some cases provide non-asymptotic performance guarantees while making less restrictive assumptions compared to vanilla gradient descent. In particular, the analysis does not assume that the objective function has a Lipschitz gradient in the usual Euclidean sense. The class of functions that the method applies to includes neural networks with arbitrarily many layers, subject to some mild conditions on the data set (the components of the input and output data should be bounded) and the activation function (the derivatives of the activation function should be bounded.)

Although it was expected that the method would yield step sizes that were too conservative to be competitive with standard gradient descent, this turned out not to be the case. We believe this is because our framework is better able to integrate problem structure as compared to standard gradient descent. A good deal of problem information was used to construct the family of norms, such as the hierarchical structure of the network, bounds on various derivatives, and bounds on the input.

It is also interesting to consider the relation of DSGD with other stochastic gradient algorithms. For instance, adaptive gradient algorithms like Adagrad also set step-sizes in a dynamic manner. A key difference between existing adaptive gradient methods and our algorithm is that gradients are scaled by the norm of the iterates, rather than the sum of the norms of the gradients. As the weights are in some form the accumulation of the gradients, it is intuitive that there should be a relation between these approaches. We believe this deserves further investigation.

There are several extensions to the analysis of DSGD that may be of interest. Firstly, the theoretical guarantees we obtained concerned the average error over a training dataset, and extending this framework to address generalization error bounds would be of great interest. Secondly, our framework required bounds on the maximum value of the activation functions and its first and second derivatives. This assumption would not hold in certain cases, including the Rectified Linear function $x \mapsto \max\{0, x\}$, and smooth variants thereof. However, the convergence of SGD for training over-parameterized ReLU networks has recently been studied in (Zou et al., 2020; Allen-Zhu et al., 2019). In particular (Allen-Zhu et al., 2019) explains how the objective function satisfies a semi-smoothness criteria, with high-probability. Therefore, another interesting avenue for future work would be to see if this semi-smoothness criteria could be combined with our Assumption 3.5 to yield an application of our theory to ReLU networks.

Appendix

Further experimental details

For algorithms other than batch DSGD, we withheld 1/6 of the training data as a validation set for tuning step-sizes. We then ran gradient descent on the remaining 5/6 of the dataset, for each choice of $\epsilon \in \{0.001, 0.01, 0.1, 1, 10\}$, and evaluated the validation error at the end of the optimization period. The step-size that gave the smallest validation error was used for the full experiments. For all the algorithms, the network weights were initialized using uniformly distributed random variables in the interval $[-1, 1]$.

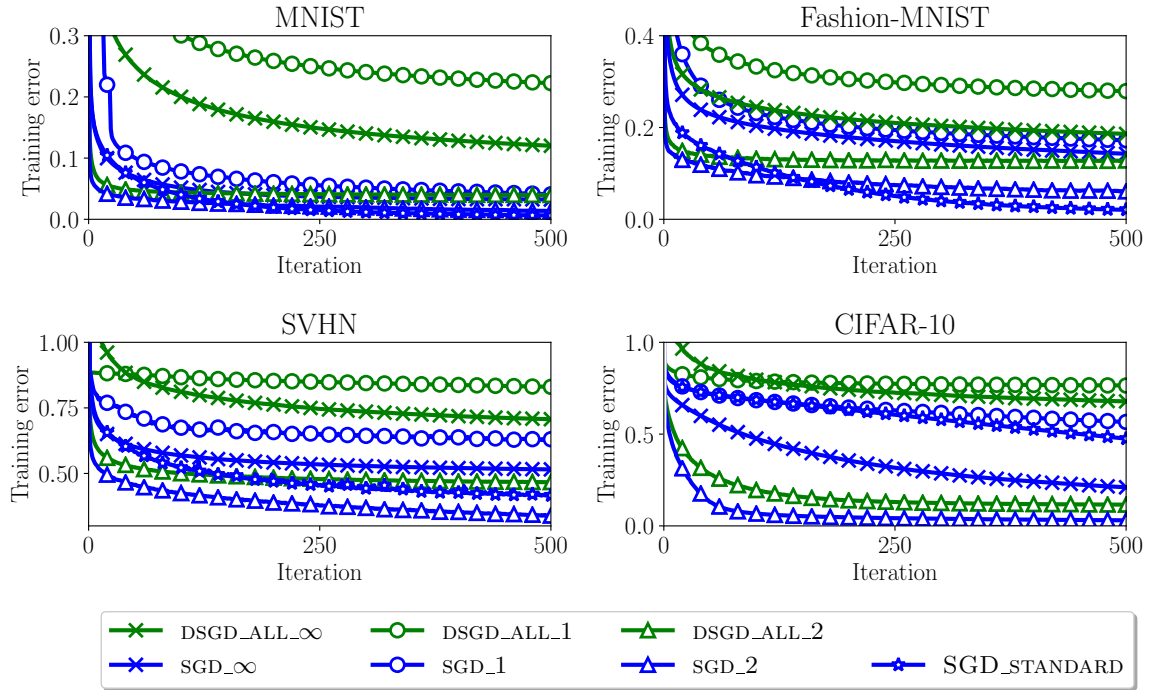


Figure 5: A comparison of DSGD with gradient descent and variants of gradient descent using several different norms. Each figure plots the value of the training error for the dataset. Best viewed in color.

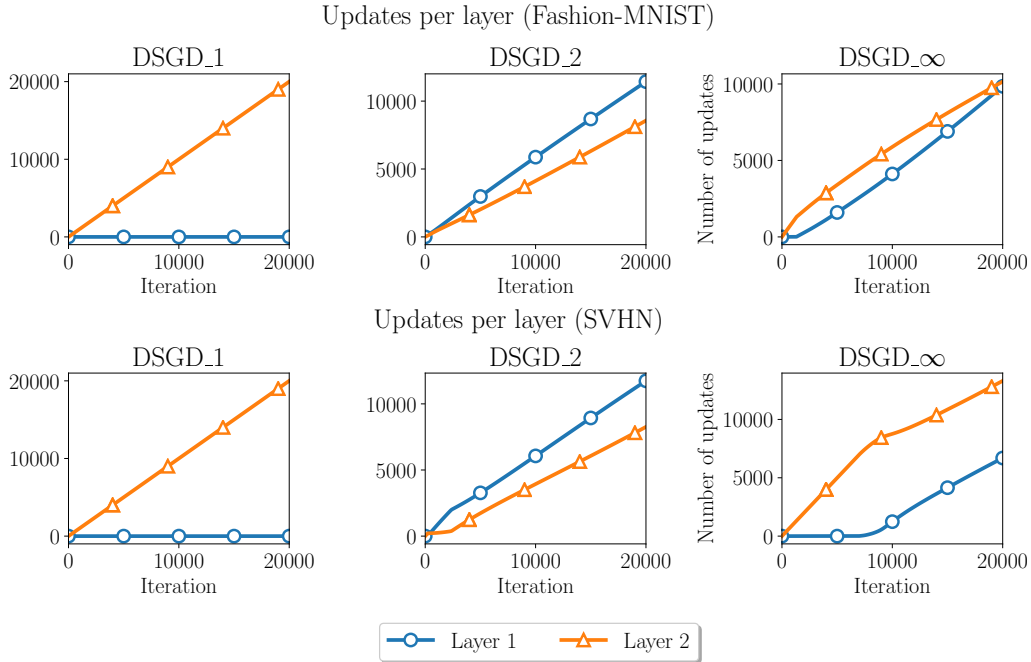


Figure 6: These figures show how frequently each layer was updated in the DSGD algorithm, for the case of batch training on the Fashion-MNIST and SVHN datasets. Similarly to Figure 3, we observe a range of behaviors depending on the choice of norm.

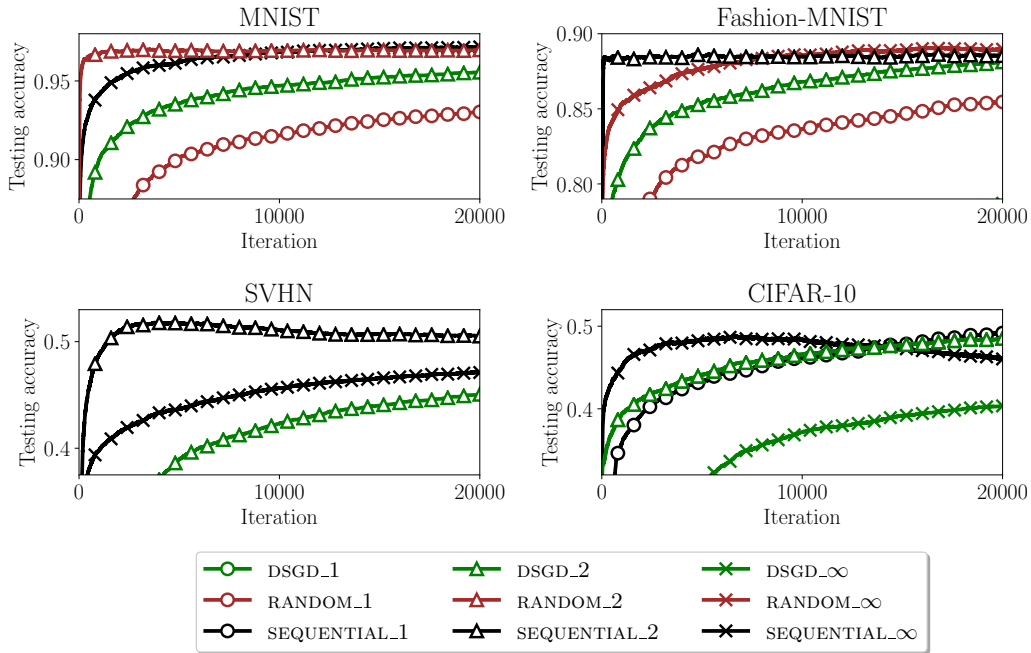


Figure 7: A comparison of batch DSGD with layer-wise algorithms. For each dataset and choice of $q \in \{1, 2, \infty\}$ we plot the testing accuracy of DSGD as well as the best layer-wise algorithm among RANDOM and SEQUENTIAL. Best viewed in color.

Proofs of main results

Proposition 2.1. *The function E defined in Equation (2) has unbounded second derivatives: $\sup_{w \in \mathbb{R}^4} \|\frac{\partial^2 E}{\partial w^2}(w)\| = \infty$.*

Proof. Let $w = (w_1, w_2, w_3, w_4)$ denote a particular choice of parameters. The chain-rule gives

$$\frac{\partial^2 E}{\partial w_1 \partial w_3}(w) = 2f(w; 1) \frac{\partial^2 f}{\partial w_1 \partial w_3}(w; 1) + 2 \frac{\partial f}{\partial w_3}(w; 1) \frac{\partial f}{\partial w_1}(w; 1).$$

The derivatives of f appearing in this equation are as follows:

$$\frac{\partial f}{\partial w_3}(w; 1) = \sigma'(w_3 \sigma(w_1) + w_4 \sigma(w_2)) \sigma(w_1), \quad (36a)$$

$$\frac{\partial f}{\partial w_1}(w; 1) = \sigma'(w_3 \sigma(w_1) + w_4 \sigma(w_2)) w_3 \sigma'(w_1), \quad (36b)$$

$$\begin{aligned} \frac{\partial^2 f}{\partial w_1 \partial w_3}(w; 1) &= \sigma''(w_3 \sigma(w_1) + w_4 \sigma(w_2)) \sigma(w_1) w_3 \sigma'(w_1) \\ &\quad + \sigma'(w_3 \sigma(w_1) + w_4 \sigma(w_2)) \sigma'(w_1). \end{aligned} \quad (36c)$$

Let y be any non-positive number, and define the curve $w : [0, \infty) \rightarrow \mathbb{R}$ as

$$w(\epsilon) = \left(1, 1, \epsilon, \frac{1}{\sigma(1)}(y - \epsilon \sigma(1)) \right).$$

Then

$$\frac{\partial^2 E}{\partial w_1 \partial w_3}(w(\epsilon)) = \left(2\sigma(y)\sigma''(y)\sigma(1)\sigma'(1) + 2\sigma'(y)\sigma(1)\sigma'(y)\sigma'(1) \right) \epsilon + \sigma'(y)\sigma'(1).$$

Note that since y is non-positive, we guarantee $\sigma''(y) \geq 0$, and therefore the coefficient of ϵ in this equation is positive. We conclude that $\lim_{\epsilon \rightarrow \infty} \frac{\partial^2 E}{\partial w_1 \partial w_3}(w(\epsilon)) = +\infty$. \square

Lemma 3.8. *Let $\|\cdot\|$ be a norm on \mathbb{R}^n that is 2-uniformly convex with parameter c , and let ρ be a duality map for this norm. If δ is a \mathbb{R}^n -valued random variable such that $\mathbb{E}[\delta] = 0$ then*

$$\begin{aligned} \mathbb{E}[\ell \cdot \rho(\ell + \delta)] &\geq \left(\frac{1+c}{2} \right) \|\ell\|^2 - \left(\frac{1-c}{2} \right) \mathbb{E}[\|\delta\|^2], \\ \mathbb{E}[\|\ell + \delta\|^2] &\leq (2-c)\|\ell\|^2 + (2-c^2)\mathbb{E}[\|\delta\|^2]. \end{aligned}$$

Proof. Set $\ell_1 = \ell + \delta$ and $\ell_2 = -\ell$. Plugging these values into (94) of Lemma A.5 yields

$$\|\delta\|^2 \geq \|\ell + \delta\|^2 - 2\ell \cdot \rho(\ell + \delta) + c\|\ell\|^2 \quad (38)$$

Apply (94) again, this time with $\ell_1 = \ell$ and $\ell_2 = \delta$, obtaining

$$\|\ell + \delta\|^2 \geq \|\ell\|^2 + 2\delta \cdot \rho(\ell) + c\|\delta\|^2 \quad (39)$$

Combining (38) and (39), then,

$$\begin{aligned} \|\delta\|^2 &\geq (\|\ell\|^2 + 2\delta \cdot \rho(\ell) + c\|\delta\|^2) - 2\ell \cdot \rho(\ell + \delta) + c\|\ell\|^2 \\ &= (1+c)\|\ell\|^2 + 2\delta \cdot \rho(\ell) + c\|\delta\|^2 - 2\ell \cdot \rho(\ell + \delta) \end{aligned}$$

Rearranging terms and dividing both sides of the equation by two,

$$\ell\rho(\ell + \delta) \geq \left(\frac{1+c}{2}\right) \|\ell\|^2 + \delta \cdot \rho(\ell) - \left(\frac{1-c}{2}\right) \|\delta\|^2$$

Taking expectations, we obtain (8a).

Next, applying (7) with $x = 2\ell$ and $y = 2\delta$ yields

$$\|\ell + \delta\|^2 \leq 2(\|\ell\|^2 + \|\delta\|^2) - c\|\ell - \delta\|^2 \quad (40)$$

Setting $\ell_1 = \ell$ and $\ell_2 = -\delta$ in (94), we get

$$\|\ell - \delta\|^2 \geq \|\ell\|^2 - \delta \cdot \rho(\ell) + c\|\delta\|^2 \quad (41)$$

Combining (40) and (41),

$$\begin{aligned} \|\ell + \delta\|^2 &\leq 2(\|\ell\|^2 + \|\delta\|^2) - c(\|\ell\|^2 + \delta \cdot \rho(\ell) - c\|\delta\|^2) \\ &= (2-c)\|\ell\|^2 + (2-c^2)\|\delta\|^2 + c\delta \cdot \rho(\ell) \end{aligned} \quad (42)$$

Taking expectations gives (8b). □

Corollary 3.10. *Under Assumptions 3.5 and 3.6, the following special cases of Theorem 3.9 hold:*

1. (Standard SGD) Suppose $\|\cdot\|_w = \|\cdot\|_2$ for all w , and let ρ_w be the identity mapping $\rho_w(\ell) = \ell$. Then for any $\gamma > 0$, setting $\epsilon = \frac{1}{L} \left(\frac{\gamma}{\gamma + \sigma^2}\right)$ leads to

$$\mathbb{E}[\tau] \leq \frac{2GL\sigma^2}{\gamma^2} + \frac{4L(G + \sigma^2)}{\gamma} + 8L.$$

2. More generally, suppose $\|\cdot\|_w$ has parameter of convexity $c \geq 0$. Then for any $\gamma > \left(\frac{1-c}{1+c}\right)\sigma^2$, setting $\epsilon = \frac{1}{2L} \left(\frac{(1+c)\gamma - (1-c)\sigma^2}{(2-c)\gamma + (2-c^2)\sigma^2}\right)$ leads to

$$\mathbb{E}[\tau] \leq \frac{8LG(2-c^2)\sigma^2}{((1+c)\gamma + (1-c)\sigma^2)^2} + \frac{8L(2-c^2)(G + \sigma^2)}{(1+c)\gamma + (1-c)\sigma^2} + 8L(2-c).$$

Proof. We first consider case 2 of the corollary. Using the given value of ϵ in conjunction with (10),

$$\begin{aligned} \mathbb{E}[\tau] &\leq \frac{2G + (1+c - L\epsilon(2-c))\gamma}{\epsilon(1+c - L\epsilon(2-c))\gamma - \epsilon(L\epsilon(2-c^2) + 1-c)\sigma^2} \\ &= \frac{4G + 2(1+c - L\epsilon(2-c))\gamma}{\epsilon((1+c)\gamma + (1-c)\sigma^2)} \\ &= \frac{(8LG + 4L\gamma(1+c - L\epsilon(2-c)))((2-c)\gamma + (2-c^2)\sigma^2)}{((1+c)\gamma + (1-c)\sigma^2)^2}. \end{aligned} \quad (43)$$

Note that $1+c - L\epsilon(2-c) \leq 1+c \leq 2$. Therefore

$$\begin{aligned} (8LG + 4L\gamma(1+c - L\epsilon(2-c)))((2-c)\gamma + (2-c^2)\sigma^2) &\leq \\ 8LG(2-c^2)\sigma^2 + 8LG(2-c)\gamma + 8L\gamma(2-c)\gamma + 8L\gamma(2-c^2)\sigma^2 &= \\ 8LG(2-c^2)\sigma^2 + 8L(G(2-c) + (2-c^2)\sigma^2)\gamma + 8L(2-c)\gamma^2 &\leq \\ 8LG(2-c^2)\sigma^2 + 8L(2-c^2)(G + \sigma^2)\gamma + 8L(2-c)\gamma^2. & \end{aligned} \quad (44)$$

Combining (43) with (44),

$$\mathbb{E}[\tau] \leq \frac{8LG(2-c^2)\sigma^2}{((1+c)\gamma + (1-c)\sigma^2)^2} + \frac{8L(2-c^2)(G+\sigma^2)\gamma}{((1+c)\gamma + (1-c)\sigma^2)^2} + \frac{8L(2-c)\gamma^2}{((1+c)\gamma + (1-c)\sigma^2)^2}.$$

Note that $\gamma \leq (1+c)\gamma + (1-c)\sigma^2$ implies

$$\mathbb{E}[\tau] \leq \frac{8LG(2-c^2)\sigma^2}{((1+c)\gamma + (1-c)\sigma^2)^2} + \frac{8L(2-c^2)(G+\sigma^2)}{(1+c)\gamma + (1-c)\sigma^2} + 8L(2-c).$$

The result for case 1 (standard SGD) follows by setting $c = 1$ in the above equation. \square

Corollary 3.11. *Let Assumption 3.5 hold, and assume $g(t) = \frac{\partial f}{\partial w}(w(t))$. Then for any family of norms $\|\cdot\|_w$, if $\gamma = \frac{1}{L}$ then*

$$\min_{1 \leq t \leq T} \left\| \frac{\partial f}{\partial w}(w(t)) \right\|_{w(t)}^2 \leq \frac{2GL}{T}.$$

Expressed using the stopping variable τ , this says $\tau \leq \lceil 2GL/\gamma \rceil$. Furthermore, any accumulation point w^* of the algorithm is a stationary point of f , meaning $\frac{\partial f}{\partial w}(w^*) = 0$.

Proof. For $t \geq 0$, set $\eta(t) = \frac{\partial f}{\partial w}(w(t))$. Then Assumption 3.5 implies

$$f(w(t+1)) \leq f(w(t)) - \epsilon \frac{\partial f}{\partial w}(w(t)) \cdot \rho_w \left(\frac{\partial f}{\partial w}(w(t)) \right) + \epsilon^2 \frac{L}{2} \left\| \frac{\partial f}{\partial w}(w(t)) \right\|_{w(t)}^2.$$

Invoking the duality map properties (4a) and (4b),

$$\begin{aligned} &\leq f(w(t)) - \epsilon \left\| \frac{\partial f}{\partial w}(w(t)) \right\|_{w(t)}^2 + \frac{L}{2} \epsilon^2 \left\| \frac{\partial f}{\partial w}(w(t)) \right\|_{w(t)}^2 \\ &= f(w(t)) + \epsilon \left(\frac{L}{2} \epsilon - 1 \right) \left\| \frac{\partial f}{\partial w}(w(t)) \right\|_{w(t)}^2. \end{aligned}$$

From the last inequality it is clear that the function decreases at iteration t unless $\frac{\partial f}{\partial w}(w(t)) = 0$. Summing our inequality over $t = 1, 2, \dots, T$ yields

$$f(w(T)) \leq f(w(1)) + \epsilon \left(\frac{L}{2} \epsilon - 1 \right) \sum_{t=1}^T \left\| \frac{\partial f}{\partial w}(w(t)) \right\|_{w(t)}^2. \quad (45)$$

Upon rearranging terms and using that $f(w(T)) > f^*$, we find that

$$\sum_{t=1}^T \left\| \frac{\partial f}{\partial w}(w(t)) \right\|_{w(t)}^2 \leq \frac{2(f(w(1)) - f^*)}{\epsilon(2 - L\epsilon)}. \quad (46)$$

Let w^* be an accumulation point of the algorithm; this is defined as a point such that for any $\gamma > 0$ the ball $\{w \in \mathbb{R}^n \mid \|w - w^*\| < \gamma\}$ is entered infinitely often by the sequence $w(t)$ (any norm $\|\cdot\|$ can be used to define the ball.) Then there is a subsequence of iterates $w(m(1)), w(m(2)), \dots$ with $m(k) < m(k+1)$ such that $w(m(k)) \rightarrow w^*$. We know from (46) that $\left\| \frac{\partial f}{\partial w}(w(t)) \right\|_{w(t)} \rightarrow 0$, and the same must hold for any subsequence. Hence $\left\| \frac{\partial f}{\partial w}(w(m(k))) \right\|_{w(m(k))} \rightarrow 0$. As we have proved in Lemma A.3 that the map $(w, \ell) \mapsto \|\ell\|_w$ is continuous on $\mathbb{R}^n \times \mathcal{L}(\mathbb{R}^n, \mathbb{R})$, it must be that $\left\| \frac{\partial f}{\partial w}(w^*) \right\|_{w^*} = 0$. Since $\|\cdot\|_{w^*}$ is a norm, then $\frac{\partial f}{\partial w}(w^*) = 0$. \square

Proposition 4.3. *Let Assumptions 4.1 and 4.2 hold, and let q be the constant chosen in Assumption 4.2. Let the spaces W_1, \dots, W_K have the norm induced by $\|\cdot\|_q$ and define functions p_i as follows: Let $r_0 = 1$, and for $1 \leq n \leq K-1$ the function r_n is*

$$r_n(z_1, \dots, z_n) = \|\sigma'\|_\infty^n \prod_{i=1}^n z_i.$$

Then define v_n recursively, with $v_0 = 0$, and for $1 \leq n \leq K-1$, the function v_n is

$$v_n(z_1, \dots, z_n) = \|\sigma''\|_\infty \|\sigma'\|_\infty^{2(n-1)} \prod_{i=1}^n z_i^2 + \|\sigma'\|_\infty z_n v_{n-1}(z_1, \dots, z_{n-1}).$$

Define constants $d_{q,1}$, $d_{q,2}$ and c_q as in Table 1. Then for $0 \leq n \leq K-1$ the function s_n is

$$s_i(z_1, \dots, z_i) = d_{q,2} c_q^2 \|\sigma'\|_\infty^2 r_i^2(z_1, \dots, z_i) + d_{q,1} c_q^2 \|\sigma'\|_\infty^2 v_i(z_1, \dots, z_i) + d_{q,1} c_q^2 \|\sigma''\|_\infty r_i(z_1, \dots, z_i)$$

The p_1, \dots, p_K are then

$$p_i(w) = \sqrt{s_{K-i}(\|w_{i+1}\|_q, \dots, \|w_K\|_q)} + 1.$$

Let f be defined as in (21). Then for all $w \in W$ and $1 \leq i \leq K$, the bound $\|\frac{\partial^2 f}{\partial w_i^2}(w)\|_q \leq p_i(w)^2$ holds.

Proof. Let us first recall some notation for the composition of a bilinear map with a pair of linear maps: if $B : U \times U \rightarrow V$ is a bilinear map then $B(A_1 \oplus A_2)$ is the bilinear map which sends (z_1, z_2) to $B(A_1 z_1, A_2 z_2)$. In addition, if $B : U \times U \rightarrow V$ is a bilinear map, then for any $(u_1, u_2) \in U \times U$ the inequality $\|B(u_1, u_2)\|_V \leq \|B\| \|u_1\| \|u_2\|$ holds. It follows that if $A_1 : Z \rightarrow U$ and $A_2 : Z \rightarrow U$ are any linear maps, then

$$\|B(A_1 \oplus A_2)\| \leq \|B\| \|A_1\| \|A_2\|. \quad (47)$$

To prove the proposition, it suffices to consider the case of a single input/output pair $(x, z) \in \mathbb{R}^{n_0} \times \mathbb{R}^{n_K}$. In this case, we can express the function f as

$$f(w) = J(y^K(x, w)) \quad (48)$$

where $J(y) = \|y - z\|_2^2$ is the squared distance of a state y to the target z and $y^K(x, w)$ is the output of a K -layer neural network with input x . The output y^K is defined recursively as

$$y^i(x, w) = \begin{cases} h(y^{i-1}(x, w_{1:i-1}), w_i) & \text{if } 2 \leq i \leq K, \\ h(x, w_1) & \text{if } i = 1, \end{cases} \quad (49)$$

where the function $h(y, w)$ represents the computation performed by a single layer in the network:

$$h_k(y, w) = \sigma\left(\sum_{j=1}^n w_{k,j} y_j\right), \quad k = 1, 2, \dots, n. \quad (50)$$

Taking the second derivative of (48) with respect to the weights w_i for $1 \leq i \leq K$, we find that

$$\frac{\partial^2 f}{\partial w_i^2}(w) = \frac{\partial^2 J}{\partial x^2}(y^K(x, w)) \left(\frac{\partial y^K}{\partial w_i}(x, w) \oplus \frac{\partial y^K}{\partial w_i}(x, w) \right) + \frac{\partial J}{\partial y}(y^K(x, w)) \frac{\partial^2 y^K}{\partial w_i^2}(x, w). \quad (51)$$

To find bounds on these terms we will use the following identity: for $0 \leq k \leq i$,

$$y^i(x, w_{1:i}) = y^{i-k}(y^k(x, w_{1:k}), w_{k+1:i}) \quad (52)$$

with the convention that $y^0(x) = x$. Differentiating Equation (52), with respect to w_i for $1 \leq i \leq K$ gives

$$\frac{\partial y^K}{\partial w_i}(x, w_{1:K}) = \frac{\partial y^{K-i}}{\partial x}(y^i(x, w_{1:i}), w_{i+1:K}) \frac{\partial h}{\partial w}(y^{i-1}(x, w_{1:i-1}), w_i) \quad (53)$$

and differentiating a second time yields

$$\begin{aligned} \frac{\partial^2 y^K}{\partial w_i^2}(x, w_{1:K}) = & \\ & \frac{\partial^2 y^{K-i}}{\partial x^2}(y^i(x, w_{1:i}), w_{i+1:K}) \left(\frac{\partial h}{\partial w}(y^{i-1}(x, w_{1:i-1}), w_i) \oplus \frac{\partial h}{\partial w}(y^{i-1}(x, w_{1:i-1}), w_i) \right) \\ & + \frac{\partial y^{K-i}}{\partial y}(y^i(x, w_{1:i}), w_{i+1:K}) \frac{\partial^2 h}{\partial w^2}(y^{i-1}(x, w_{1:i-1}), w_i). \end{aligned} \quad (54)$$

Next, we consider the terms $\frac{\partial y^n}{\partial x}$ and $\frac{\partial^2 y^n}{\partial x^2}$ appearing in the two preceding equations (53), (54). By differentiating equation (49) with respect to the input parameter, we have, for any input u and parameters a_1, a_2, \dots, a_n ,

$$\frac{\partial y^n}{\partial x}(u, a_{1:n}) = \frac{\partial h}{\partial y}(x^{n-1}(u, a_{1:n-1}), a_n) \frac{\partial y^{n-1}}{\partial x}(u, a_{1:n-1}), \quad (55)$$

and upon differentiating a second time,

$$\begin{aligned} \frac{\partial^2 y^n}{\partial x^2}(u, a_{1:n}) = & \frac{\partial^2 h}{\partial y^2}(y^{n-1}(u, a_{1:n}), a_n) \left(\frac{\partial y^{n-1}}{\partial x}(u, a_{1:n-1}) \oplus \frac{\partial y^{n-1}}{\partial x}(u, a_{1:n-1}) \right) \\ & + \frac{\partial h}{\partial y}(y^{n-1}(u, a_{1:n-1}), a_n) \frac{\partial^2 y^{n-1}}{\partial x^2}(u, a_{1:n-1}). \end{aligned} \quad (56)$$

We will use some bounds on h in terms of the norm $\|\cdot\|_q$. It follows from Lemma A.7 that the following bounds hold for any $1 \leq q \leq \infty$:

$$\left\| \frac{\partial h}{\partial y}(y, w) \right\|_q \leq \|\sigma'\|_\infty \|w\|_q, \quad \left\| \frac{\partial h}{\partial w}(y, w) \right\|_q \leq \|\sigma'\|_\infty \|y\|_q, \quad (57)$$

$$\left\| \frac{\partial^2 h}{\partial y^2}(y, w) \right\|_q \leq \|\sigma''\|_\infty \|w\|_q^2, \quad \left\| \frac{\partial^2 h}{\partial w^2}(x, w) \right\|_q \leq \|\sigma''\|_\infty \|y\|_q^2.$$

Combining (55) with (57) we obtain the following inequalities: For $n > 1$,

$$\left\| \frac{\partial y^n}{\partial x}(u, a_{1:n}) \right\|_q \leq \begin{cases} \|\sigma'\|_\infty \|a_n\|_q \left\| \frac{\partial y^{n-1}}{\partial x}(u, a_{1:n-1}) \right\|_q & \text{if } n > 1, \\ \|\sigma'\|_\infty \|a_1\|_q & \text{if } n = 1. \end{cases} \quad (58)$$

Combining the two cases in inequality (58), and using the definition of r_n we find that, for $n \geq 1$,

$$\left\| \frac{\partial y^n}{\partial x}(u, a_{1:n}) \right\|_q \leq r_n (\|a_1\|_q, \dots, \|a_n\|_q). \quad (59)$$

Now we turn to the second derivative $\frac{\partial^2 y^n}{\partial x^2}$. Taking norms in Equation (56), and applying (57), (59), and (47), we obtain the following inequalities:

$$\left\| \frac{\partial^2 y^n}{\partial x^2}(u, a_{1:n}) \right\|_q \leq \begin{cases} \|\sigma''\|_\infty \|a_n\|_q^2 \|\sigma'\|_\infty^{2(n-1)} \prod_{i=1}^{n-1} \|a_i\|_q^2 + \|\sigma'\|_\infty \|a_n\|_q \left\| \frac{\partial^2 x^{n-1}}{\partial y^2}(u, a_{1:n-1}) \right\|_q & \text{if } n > 1, \\ \|\sigma''\|_\infty \|a_1\|_q^2 & \text{if } n = 1. \end{cases}$$

By definition of v_n , then, for all $n > 0$,

$$\left\| \frac{\partial^2 y^n}{\partial x^2}(u, a_{1:n}) \right\|_q \leq v_n (\|a_1\|_q, \dots, \|a_n\|_q). \quad (60)$$

Combining (53), (57), and (59),

$$\begin{aligned} \left\| \frac{\partial y^K}{\partial w_i}(x, w_{1:K}) \right\|_q &\leq \left\| \frac{\partial y^{K-i}}{\partial y}(y^i(x, w_{1:i}), w_{i+1:K}) \right\|_q \|\sigma'\|_\infty \|y^{i-1}(x, w_{1:i-1})\|_q \\ &\leq r_{K-i}(\|w_{i+1}\|_q, \dots, \|w_K\|_q) \|\sigma'\|_\infty c_q \end{aligned} \quad (61)$$

where the number c_q , defined in Table 1 is the q -norm of the vector $(1, 1, \dots, 1) \in \mathbb{R}^{n_K}$.

Combining (54), (57), (59), and (60),

$$\begin{aligned} \left\| \frac{\partial^2 y^K}{\partial w_i^2}(x, w_{1:K}) \right\|_q &\leq \left\| \frac{\partial^2 y^{K-i}}{\partial x^2}(y^i(x, w_{1:i}), w_{i+1:K}) \right\|_q \|\sigma'\|_\infty^2 c_q^2 + \left\| \frac{\partial y^{K-i}}{\partial x}(y^i(x, w_{1:i}), w_{i+1:K}) \right\|_q \|\sigma''\|_\infty c_q^2 \\ &\leq v_{K-i}(\|w_{i+1}\|_q, \dots, \|w_K\|_q) \|\sigma'\|_\infty^2 c_q^2 + r_{K-i}(\|w_{i+1}\|_q, \dots, \|w_K\|_q) \|\sigma''\|_\infty c_q^2. \end{aligned} \quad (62)$$

Now we arrive at bounding the derivatives of the function f . As shown in Lemma A.8 in the appendix, the following inequalities hold:

$$\sup_{w,x} \left\| \frac{\partial J}{\partial y}(y^K(x, w)) \right\|_q \leq d_{q,1}, \quad (63a)$$

$$\sup_{w,x} \left\| \frac{\partial^2 J}{\partial y^2}(y^K(x, w)) \right\|_q = d_{q,2}. \quad (63b)$$

where $d_{q,1}$, and $d_{q,2}$ are as in Table 1. Combining (51),(61),(62), (63a) and (63b), it holds that for $i = 1, \dots, K$,

$$\begin{aligned} \left\| \frac{\partial^2 f}{\partial w_i^2}(x, w_{1:K}) \right\|_q &\leq d_{q,2} \left\| \frac{\partial y^K}{\partial w_i}(x, w) \right\|_q^2 + d_{q,1} \left\| \frac{\partial^2 y^K}{\partial w_i^2}(x, w) \right\|_q \\ &\leq d_{q,2} c_q^2 \|\sigma'\|_\infty^2 r_{K-i}^2(\|w_{i+1}\|_q, \dots, \|w_K\|_q) \\ &\quad + d_{q,1} c_q^2 \|\sigma'\|_\infty^2 v_{K-i}(\|w_{i+1}\|_q, \dots, \|w_K\|_q) \\ &\quad + d_{q,1} c_q^2 \|\sigma''\|_\infty r_{K-i}(\|w_{i+1}\|_q, \dots, \|w_K\|_q) \\ &= s_{K-i}(\|w_{i+1}\|_q, \dots, \|w_K\|_q) \\ &< p_i(w)^2. \end{aligned}$$

□

Proposition 4.4. *Let $f : \mathbb{R}^n \rightarrow \mathbb{R}$ be a function with continuous derivatives up to 2nd order. Let $\|\cdot\|$ be an arbitrary norm on \mathbb{R}^n and let ρ be a duality map for this norm. Suppose that $\sup_w \sup_{\|u_1\|=\|u_2\|=1} \left\| \frac{\partial^2 f}{\partial w^2}(w) \cdot (u_1, u_2) \right\| \leq L$. Then for any $\epsilon > 0$ and any $\Delta \in \mathbb{R}^n$, $f(w - \epsilon\Delta) \leq f(w) - \epsilon \frac{\partial f}{\partial w}(w) \cdot \Delta + \epsilon^2 \frac{L}{2} \|\Delta\|^2$. In particular, $f\left(w - \epsilon\rho\left(\frac{\partial f}{\partial w}(w)\right)\right) \leq f(w) - \epsilon\left(1 - \frac{\epsilon}{2}\right) \left\| \frac{\partial f}{\partial w}(w) \right\|^2$.*

Proof. Let for any $w \in \mathbb{R}^n$, $\Delta \in \mathbb{R}^n$ and let $\epsilon > 0$. Applying the fundamental theorem of calculus, first on the function f and then on its derivative, we have

$$\begin{aligned} f(w - \epsilon\Delta) &= f(w) - \epsilon \int_0^1 \frac{\partial f}{\partial w}(w - \lambda\epsilon\Delta) \cdot \Delta \, d\lambda \\ &= f(w) - \epsilon \int_0^1 \left[\frac{\partial f}{\partial w}(w) \cdot \Delta - \epsilon \int_0^\lambda \frac{\partial^2 f}{\partial w^2}(w - u\epsilon\Delta) \cdot (\Delta, \Delta) \, du \right] \, d\lambda \\ &= f(w) - \epsilon \frac{\partial f}{\partial w}(w) \cdot \Delta + \epsilon^2 \int_0^1 \int_0^\lambda \frac{\partial^2 f}{\partial w^2}(w + u\epsilon\Delta) \cdot (\Delta, \Delta) \, du \, d\lambda. \end{aligned}$$

Using our assumption on the second derivative,

$$\leq f(w) - \epsilon \frac{\partial f}{\partial w}(w) \cdot \Delta + \epsilon^2 \frac{L}{2} \|\Delta\|^2.$$

Letting $\Delta = \rho(\frac{\partial f}{\partial w}(w))$, and using the two defining equations of duality maps ((4a) and (4b)), we see that

$$\leq f(w) - \epsilon \left\| \frac{\partial f}{\partial w}(w) \right\|^2 + \epsilon^2 \frac{L}{2} \left\| \frac{\partial f}{\partial w}(w) \right\|^2.$$

Combining the terms yields the result. \square

Proposition 4.5. *Let $\ell \in \mathcal{L}(\mathbb{R}^{r \times c}, \mathbb{R})$ be a linear functional defined on a space of matrices with the norm $\|\cdot\|_q$ for $q \in \{1, 2, \infty\}$. Then the dual norm is*

$$\|\ell\|_q = \begin{cases} \sum_{j=1}^c \max_{1 \leq i \leq r} |\ell_{i,j}| & \text{if } q = 1, \\ \sum_{i=1}^{\min\{r,c\}} \sigma_i(\ell) & \text{if } q = 2, \\ \sum_{i=1}^r \max_{1 \leq j \leq c} |\ell_{i,j}| & \text{if } q = \infty. \end{cases}$$

Possible choices for duality maps are as follows. For $q = 1$, the duality map ρ_1 sends ℓ to a matrix that picks out a maximum in each column:

$$\rho_1(\ell) = \|\ell\|_1 m \text{ where } m \text{ is the } r \times c \text{ matrix } m_{i,j} = \begin{cases} \text{sgn}(\ell_{i,j}) & \text{if } i = \arg \max_{1 \leq k \leq r} |\ell_{k,j}|, \\ 0 & \text{otherwise.} \end{cases}$$

For $q = 2$ the duality map ρ_2 normalizes the singular values of ℓ : If $\ell = U\Sigma V^T$ is the singular value decomposition of ℓ , written in terms of column vectors as $U = [u_1, \dots, u_c]$, $V = [v_1, \dots, v_c]$, and denoting the rank of the matrix ℓ by $\text{rank } \ell$, then

$$\rho(\ell)_2 = \|\ell\|_2 \sum_{i=1}^{\text{rank } \ell} u_i v_i^T.$$

For $q = \infty$, the duality map ρ_∞ sends ℓ to a matrix that picks out a maximum in each row:

$$\rho_\infty(\ell) = \|\ell\|_\infty m \text{ where } m \text{ is the } r \times c \text{ matrix } m_{i,j} = \begin{cases} \text{sgn}(\ell_{i,j}) & \text{if } j = \arg \max_{1 \leq k \leq c} |\ell_{i,k}|, \\ 0 & \text{otherwise.} \end{cases}$$

Proof. Let ℓ be given and consider $q = \infty$. For any matrix A with $\|A\|_\infty = 1$,

$$\ell(A) = \sum_{i=1}^r \sum_{j=1}^c \ell_{i,j} A_{i,j} \leq \sum_{i=1}^r \max_{1 \leq j \leq c} |\ell_{i,j}| \tag{64}$$

since each row sum $\sum_{j=1}^c |A_{i,j}|$ is at most 1. Let m be the matrix defined in equation (29). Clearly this matrix has maximum-absolute-row-sum 1. Furthermore,

$$\ell(m) = \sum_{i=1}^r \max_{1 \leq j \leq c} |\ell_{i,j}|. \tag{65}$$

Combining equation (65) with the inequality (64) confirms that the dual norm is $\|\ell\|_\infty = \sum_{i=1}^r \max_{1 \leq k \leq c} |\ell_{i,k}|$.

For $q = 2$, that the duality between the spectral norm is the sum of singular values, or trace norm, is well-known, and can be proved for instance as in the proof of Theorem 7.4.24 of (Horn and Johnson, 1986).

For the duality maps, let the matrix $\rho_\infty(\ell)$ be defined as in (29). Then

$$\|\rho_\infty(\ell)\|_\infty = \|\ell\|_\infty \|m\|_\infty = \|\ell\|_\infty$$

and

$$\ell \cdot \rho_\infty(\ell) = \|\ell\|_\infty \ell(m) = \|\ell\|_\infty^2.$$

For $q = 2$, let the $\ell = U\Sigma V^T$ be the singular value decomposition of ℓ , and let the matrix $\rho_2(\ell)$ be defined as in (28). Then $\ell \cdot \rho_2(\ell) = \|\ell\|_2 \ell(A)$ where A is the matrix $A = \sum_{i=1}^{\text{rank } \ell} u_i v_i^T$. It remains to show that $\ell(A) = \sum_{i=1}^{\text{rank } \ell} \sigma_i(\ell)$:

$$\begin{aligned} \ell(A) &= \text{tr}((U\Sigma V^T)^T A) \\ &= \text{tr}(V\Sigma^T U^T U V^T) \\ &= \text{tr}\left(\left(\sum_{i=1}^{\text{rank } \ell} \sigma_i(\ell) v_i u_i^T\right) \left(\sum_{j=1}^{\text{rank } \ell} u_j v_j^T\right)\right) \\ &= \text{tr}\left(\sum_{j=1}^{\text{rank } \ell} \sum_{i=1}^{\text{rank } \ell} \sigma_i(\ell) v_i u_i^T u_j v_j^T\right) \\ &= \text{tr}\left(\sum_{i=1}^{\text{rank } \ell} \sigma_i(\ell) v_i v_i^T\right) \\ &= \sum_{i=1}^{\text{rank } \ell} \sigma_i(\ell). \end{aligned}$$

In the second to last inequality we used the fact that the columns of U are orthogonal. In the last inequality we used the linearity of trace together with the fact that the columns of V are unit vectors (that is, $\text{tr}(v_i v_i^T) = 1$). \square

Proposition 4.6. *If X_1, \dots, X_K are normed spaces, carrying duality maps $\rho_{X_1}, \dots, \rho_{X_K}$ respectively, and the product $Z = X_1 \times \dots \times X_K$ has norm $\|(x_1, \dots, x_K)\|_Z = p_1 \|x_1\|_{X_1} + \dots + p_K \|x_K\|_{X_K}$, for some positive coefficients p_1, \dots, p_K , then the dual norm for Z is*

$$\|(\ell_1, \dots, \ell_K)\|_Z = \max \left\{ \frac{1}{p_1} \|\ell_1\|_{X_1}, \dots, \frac{1}{p_K} \|\ell_K\|_{X_K} \right\}$$

and a duality map for Z is given by

$$\rho_Z(\ell_1, \dots, \ell_K) = \left(0, \dots, \frac{1}{(p_{i^*})^2} \rho_{X_{i^*}}(\ell_{i^*}), \dots, 0 \right) \text{ where } i^* = \arg \max_{1 \leq i \leq K} \left\{ \frac{1}{p_i} \|\ell_i\|_{X_i} \right\}.$$

Proof. First we compute the dual norm on Z . For any $u = (u_1, \dots, u_K) \in X_1 \times \dots \times X_K$ with

$\|(u_1, \dots, u_K)\|_Z = 1$, we have

$$\begin{aligned} \ell \cdot u &= (\ell_1 \cdot u_1) + \dots + (\ell_K \cdot u_K) \leq \frac{p_1}{p_1} \|\ell_1\|_{X_1} \|u_1\|_{X_1} + \dots + \frac{p_K}{p_K} \|\ell_K\|_{X_K} \|u_K\|_{X_K} \\ &\leq (p_1 \|u_1\|_{X_1} + \dots + p_K \|u_K\|_{X_K}) \max_{1 \leq i \leq K} \left\{ \frac{1}{p_i} \|\ell_i\|_{X_i} \right\} \\ &= \max_{1 \leq i \leq K} \left\{ \frac{1}{p_i} \|\ell_i\|_{X_i} \right\}. \end{aligned}$$

Therefore,

$$\|\ell\|_Z \leq \max_{1 \leq i \leq K} \left\{ \frac{1}{p_i} \|\ell_i\|_{X_i} \right\}. \quad (66)$$

Define i^* as

$$i^* = \arg \max_{1 \leq i \leq K} \left\{ \frac{1}{p_i} \|\ell_i\|_{X_i} \right\}.$$

To show that (66) is in fact an equality, consider the vector u defined as

$$u = (u_1, \dots, u_K) = \left(0, \dots, \frac{1}{\|\ell_{i^*}\|_{p_{i^*}}} \rho_{X_{i^*}}(\ell_{i^*}), \dots, 0 \right).$$

The norm of this vector is

$$\|u\|_Z = p_{i^*} \frac{1}{\|\ell_{i^*}\|_{p_{i^*}}} \|\rho_{X_{i^*}}(\ell_{i^*})\| = \frac{1}{\|\ell_{i^*}\|} \|\ell_{i^*}\| = 1,$$

and

$$\ell \cdot u = \frac{1}{\|\ell_{i^*}\|_{p_{i^*}}} \ell_{i^*} \cdot \rho_{X_{i^*}}(\ell_{i^*}) = \frac{1}{\|\ell_{i^*}\|_{p_{i^*}}} \|\ell_{i^*}\|^2 = \frac{\|\ell_{i^*}\|_{X_{i^*}}}{p_{i^*}}$$

Therefore the dual norm is given by (30).

Next, we show that the function ρ_Z defined in (31) is a duality map, by verifying the conditions (4a) and (4b). Firstly,

$$\begin{aligned} \ell \cdot \rho_Z(\ell) &= \ell \cdot \left(0, \dots, \frac{1}{(p_{i^*})^2} \rho_{X_{i^*}}(\ell_{i^*}), \dots, 0 \right) = \frac{1}{(p_{i^*})^2} \ell_{i^*} \cdot \rho_{X_{i^*}}(\ell_{i^*}) \\ &= \frac{1}{(p_{i^*})^2} \|\ell_{i^*}\|_{X_{i^*}}^2 \\ &= \|\ell\|_Z^2. \end{aligned}$$

This shows that (4b) holds. It remains to show $\|\rho_Z(\ell)\|_Z = \|\ell\|_Z$. By definition of i^* , we have

$$\rho_Z(\ell) = \left(0, \dots, \frac{1}{(p_{i^*})^2} \rho_{X_{i^*}}(\ell_{i^*}), \dots, 0 \right)$$

so

$$\|\rho_Z(\ell)\|_Z = p_{i^*} \frac{1}{(p_{i^*})^2} \|\rho_{X_{i^*}}(\ell_{i^*})\|_{X_{i^*}} = \frac{1}{p_{i^*}} \|\ell_{i^*}\|_{X_{i^*}} = \|\ell\|_Z.$$

□

Lemma 4.7. *Let Assumptions 4.1 and 4.2 hold, and let q be the constant chosen in Assumption 4.2. Let f defined as in (21). Then Assumption 3.5 is satisfied with $L = 1$.*

Proof. Let $w \in W$ and $\eta \in \mathcal{L}(W, \mathbb{R})$ be arbitrary. Let $i^* = \arg \max_{1 \leq i \leq K} \left\{ \frac{1}{p_i(w)} \|\eta_i\|_q \right\}$. Then $\rho_w(\eta)$ is of the form $\rho_w(\eta) = (0, \dots, \Delta_{i^*}, \dots, 0)$, where $\Delta_{i^*} \in W_{i^*}$ is $\Delta_{i^*} = \frac{1}{p_{i^*}(w)^2} \rho_q(\eta_{i^*})$. Applying Taylor's theorem, it holds that

$$f(w + \epsilon \rho_w(\eta)) = f(w) + \epsilon \frac{\partial f}{\partial w}(w) \cdot \rho_w(\eta) + \epsilon^2 \int_0^1 \int_0^\lambda \frac{\partial^2 f}{\partial w^2}(w + u \epsilon \rho_w(\eta)) \cdot (\rho_w(\eta), \rho_w(\eta)) \, du \, d\lambda. \quad (67)$$

The only components of $\rho_w(\eta)$ that are potentially non-zero are those corresponding to layer i^* . Then

$$\frac{\partial^2 f}{\partial w^2}(w + u \epsilon \rho_w(\eta)) \cdot (\rho_w(\eta), \rho_w(\eta)) = \frac{\partial^2 f}{\partial w_{i^*}^2}(w + u \epsilon \rho_w(\eta)) \cdot (\Delta_{i^*}, \Delta_{i^*}). \quad (68)$$

According to Proposition 4.3,

$$\left| \frac{\partial^2 f}{\partial w_{i^*}^2}(w + u \epsilon \rho_w(\eta)) \cdot (\Delta_{i^*}, \Delta_{i^*}) \right| \leq p_{i^*}(w + u \epsilon \rho_w(\eta))^2 \|\Delta_{i^*}\|_q^2. \quad (69)$$

Since the function p_{i^*} only depends on the weights in layers $(i^* + 1), (i^* + 2), \dots, K$, it holds that

$$p_{i^*}(w + u \epsilon \rho_w(\eta)) = p_{i^*}(w). \quad (70)$$

By the definition of the dual norm (32)

$$p_{i^*}(w^*) \|\Delta_{i^*}\|_q = \|\eta\|_w. \quad (71)$$

By combining Equations (67) - (71), then,

$$\left| f(w + \epsilon \rho_w(\eta)) - f(w) + \epsilon \frac{\partial f}{\partial w}(w) \cdot \rho_w(\eta) \right| \leq \epsilon^2 \frac{1}{2} \|\eta\|_w^2.$$

□

Lemma 4.10. *Let Assumptions 4.1 and 4.2 hold and let q be the constant chosen in Assumption 4.2. Let $g(t)$ be as in (34) and define $\delta(t) = \frac{\partial f}{\partial w}(w(t)) - g(t)$. Then the variance of $g(t)$ is bounded as*

$$\mathbb{E} \left[\|\delta(t)\|_{w(t)}^2 \mid \mathcal{F}(t-1) \right] \leq \frac{1}{b} \times 32K n^{\max\{1+2/q, 4-4/q\}}.$$

Proof. Define the norm $\|\cdot\|_{1,q}$ on $\mathcal{L}(W, \mathbb{R}) = \mathcal{L}(W_1 \times \dots \times W_K, \mathbb{R})$ as

$$\|(\ell_1, \dots, \ell_K)\|_{1,q} = \max_{1 \leq i \leq K} \|\ell_i\|_q. \quad (72)$$

For each $w \in W$ there is a linear map $A(w(t))$ on W such that the norm $\|\cdot\|_{w(t)}$ on the dual space $\mathcal{L}(W, \mathbb{R})$ can be represented as

$$\|\ell\|_{w(t)} = \|A(w(t))\ell\|_{1,q}. \quad (73)$$

This can be deduced from inspecting the formula (32). Although not material for our further arguments, $A(w(t))$ is a block-structured matrix, with coefficients $A(w(t))_{i,j} = 0$ whenever i, j correspond to parameters in separate layers, and $A(w(t))_{i,j} = \frac{1}{p_k(w)}$ when i, j are both weights in layer k .

In general, if $q \in [1, \infty]$ and A is an $n_K \times n_K$ matrix, then, with the convention that $1/\infty = 0$,

$$n^{-|1/2-1/q|} \|A\|_2 \leq \|A\|_q \leq n^{|1/2-1/q|} \|A\|_2. \quad (74)$$

This is well known; see for instance (Horn and Johnson, 1986, Section 5.6). Also, the Frobenius norm on $n_K \times n_K$ matrices satisfies

$$\|A\|_2 \leq \|A\|_F \leq n^{1/2} \|A\|_2. \quad (75)$$

Combining (74) and (75), then,

$$n^{-1/2-|1/2-1/q|} \|A\|_F \leq \|A\|_q \leq n^{1/2-1/q} \|A\|_F. \quad (76)$$

It follows from (76) and Proposition A.2 that for any linear functional $\ell \in \mathcal{L}(\mathbb{R}^{n_K \times n_K}, \mathbb{R})$,

$$n^{-|1/2-1/q|} \|\ell\|_F \leq \|\ell\|_q \leq n^{1/2+|1/2-1/q|} \|\ell\|_F. \quad (77)$$

Inequality (77), together with the definition (72), means that for any $\ell \in \mathcal{L}(W, \mathbb{R})$,

$$n^{-|1/2-1/q|} \max_{1 \leq i \leq K} \|\ell_i\|_F \leq \|\ell\|_{1,q} \leq n^{1/2+|1/2-1/q|} \max_{1 \leq i \leq K} \|\ell_i\|_F. \quad (78)$$

For any vector u in \mathbb{R}^K we have,

$$K^{-1/2} \|u\|_2 \leq \|u\|_\infty \leq \|u\|_2. \quad (79)$$

Combining (78) and (79) implies that for all $\ell \in \mathcal{L}(W, \mathbb{R})$,

$$K^{-1/2} n^{-|1/2-1/q|} \|\ell\|_2 \leq \|\ell\|_{1,q} \leq n^{1/2+|1/2-1/q|} \|\ell\|_2. \quad (80)$$

Let $k_3 = K n^{1+2|1-2/q|}$. Then

$$\begin{aligned} \mathbb{E} \left[\|\delta(t)\|_{w(t)}^2 \mid \mathcal{F}(t-1) \right] &= \mathbb{E} \left[\|A(w(t))\delta(t)\|_{1,q}^2 \mid \mathcal{F}(t-1) \right] \quad (\text{by (73)}) \\ &\leq n^{1+|1-2/q|} \mathbb{E} \left[\|A(w(t))\delta(t)\|_2^2 \mid \mathcal{F}(t-1) \right] \quad (\text{by (80)}) \\ &\leq \frac{1}{b} n^{1+|1-2/q|} \mathbb{E} \left[\left\| A(w(t)) \left(\frac{\partial f}{\partial w}(w(t)) - \frac{\partial f_i}{\partial w}(w(t)) \right) \right\|_2^2 \mid \mathcal{F}(t-1) \right] \\ &\leq \frac{1}{b} k_3 \mathbb{E} \left[\left\| A(w(t)) \left(\frac{\partial f}{\partial w}(w(t)) - \frac{\partial f_i}{\partial w}(w(t)) \right) \right\|_{1,q}^2 \mid \mathcal{F}(t-1) \right] \quad (\text{by (80).}) \end{aligned}$$

In the third step, we used the fact that b items in a mini-batch reduces the (Euclidean) variance by a factor of b compared to using a single instance, which we have represented with the random index $i \in \{1, 2, \dots, m\}$.

Applying the Equation (73) once more, this yields

$$\mathbb{E} \left[\|\delta(t)\|_{w(t)}^2 \mid \mathcal{F}(t-1) \right] \leq \frac{1}{b} k_3 \mathbb{E} \left[\left\| \frac{\partial f}{\partial w}(w(t)) - \frac{\partial f_i}{\partial w}(w(t)) \right\|_{w(t)}^2 \mid \mathcal{F}(t-1) \right]. \quad (81)$$

Next, observe that for any pair i, j in $\{1, 2, \dots, m\}$,

$$\left\| \frac{\partial f_j}{\partial w}(w(t)) - \frac{\partial f_i}{\partial w}(w(t)) \right\|_{w(t)}^2 \leq 2 \left(\left\| \frac{\partial f_j}{\partial w}(w(t)) \right\|_{w(t)}^2 + \left\| \frac{\partial f_i}{\partial w}(w(t)) \right\|_{w(t)}^2 \right). \quad (82)$$

Applying the chain rule to the function f_i as defined in Equation (22), and using Inequalities (63a), (61), we see that for all w , i , and k ,

$$\begin{aligned} \left\| \frac{\partial f_i}{\partial w_k}(w) \right\|_q &\leq d_{q,1} \left\| \frac{\partial y^K}{\partial w_k}(x_i; w) \right\|_q \\ &\leq d_{q,1} r_{K-k} (\|w_{k+1}\|_q, \dots, \|w_K\|_q) \|\sigma'\|_\infty c_q \\ &= \frac{d_{q,1}}{\sqrt{d_{q,2}}} \sqrt{d_{q,2} c_q} \|\sigma'\|_\infty r_{K-k} (\|w_{k+1}\|_q, \dots, \|w_K\|_q). \end{aligned} \quad (83)$$

Using the definition of p_k from (23), then for any w , i , and k ,

$$\left\| \frac{\partial f_i}{\partial w_k}(w) \right\|_q \leq \frac{d_{q,1}}{\sqrt{d_{q,2}}} p_k(w). \quad (84)$$

By examining the ratio $d_{q,1}/\sqrt{d_{q,2}}$ in the four cases presented in Table 1, we see that

$$\frac{d_{q,1}}{\sqrt{d_{q,2}}} = \sqrt{8} \times n^{\min\{1/2, 1-1/q\}}. \quad (85)$$

Combining (84), (85) with the definition of the dual norm at w presented at Equation (32),

$$\left\| \frac{\partial f_i}{\partial w}(w(t)) \right\|_{w(t)} \leq \sqrt{8} \times n^{\min\{1/2, 1-1/q\}}. \quad (86)$$

Using (81) and (82) together with (86),

$$\begin{aligned} \mathbb{E} \left[\|\delta(t)\|_{w(t)}^2 \mid \mathcal{F}(t-1) \right] &\leq \frac{32}{b} k_3 n^{\min\{1, 2-2/q\}} \\ &= \frac{32}{b} K n^{1+2|1-2/q|} \times n^{\min\{1, 2-2/q\}} \\ &= \frac{32}{b} K n^{\max\{1+2/q, 4-4/q\}}. \end{aligned}$$

This confirms (35). \square

Auxilliary results

Proposition A.1. *Let $\|\cdot\|_w$ be a Finsler structure on \mathbb{R}^n , and let $\|\cdot\|$ be an arbitrary norm. Then for any $w_0 \in \mathbb{R}^n$ and any $\epsilon > 0$ we can find a $\delta(w_0, \epsilon) > 0$ such that whenever $\|w_1 - w_0\| < \delta(w_0, \epsilon)$, then the norms $\|\cdot\|_{w_1}$ and $\|\cdot\|_{w_0}$ satisfy*

$$\frac{1}{1+\epsilon} \|\cdot\|_{w_1} \leq \|\cdot\|_{w_0} \leq (1+\epsilon) \|\cdot\|_{w_1}. \quad (87)$$

Proof. Fix a $w_0 \in \mathbb{R}^n$ and let $\gamma \in (0, 1)$. Since the function $(w, u) \mapsto \|u\|_w$ is continuous, for each $u \in \mathbb{R}^n$ such that $\|u\|_{w_0} \leq 1$ we can find a neighborhood around (w_0, u) of the form $W_u \times U_u$ where $W_u \subseteq \mathbb{R}^n, U_u \subseteq \mathbb{R}^n$ are open subsets, such that $|\|u'\|_{w'} - \|u\|_{w_0}| < \gamma$ for all $(w', u') \in W_u \times U_u$.

Note that the collection of open sets $\{U_u \mid \|u\|_{w_0} \leq 1\}$ forms an open cover of the unit ball $\{u \in \mathbb{R}^n \mid \|u\|_{w_0} \leq 1\}$; hence we can extract a finite subcover of the unit ball $U_{u_1}, U_{u_2}, \dots, U_{u_n}$. Let $B \subseteq \mathbb{R}^n$ be the open set $B = \cap_{i=1}^n W_{u_i}$; this is an open neighborhood of w_0 since the intersection is finite. Therefore B must contain a ball of radius $\delta' > 0$ around w_0 . Set $\delta(w_0, \gamma)$ to be this radius δ' .

Let $w \in B$ and let $u \in \mathbb{R}^n$ be a vector such that $\|u\|_{w_0} \leq 1$. Using the open cover $\{U_{u_i}\}_{i=1}^n$, there is some u_i such that $u \in U_{u_i}$. Since $w \in B_{u_i}$, it holds that $|\|u\|_w - \|u_i\|_{w_0}| < \gamma$, this implies $\|u\|_w \leq \|u_i\|_{w_0} + \gamma = 1 + \gamma$. Then for any vector $u \in \mathbb{R}^n$,

$$\|u\|_w \leq (1 + \gamma) \|u\|_{w_0}. \quad (88)$$

By the same reasoning we find that for any $u \in \mathbb{R}^n$,

$$\|u\|_w \geq (1 - \gamma) \|u\|_{w_0} \quad (89)$$

Combining (88) and (89), then,

$$\frac{1}{1+\gamma} \|u\|_w \leq \|u\|_{w_0} \leq \frac{1}{1-\gamma} \|u\|_w.$$

The claimed inequality (87) follows by setting $\gamma = \frac{\epsilon}{1+\epsilon}$. \square

Proposition A.2. Let $\|\cdot\|_A, \|\cdot\|_B$ be two norms on \mathbb{R}^n , such that for all $u \in \mathbb{R}^n$ the inequality $\|u\|_A \leq K\|u\|_B$ holds. Then for any linear functional $\ell \in \mathcal{L}(\mathbb{R}^n, \mathbb{R})$, it holds that $\|\ell\|_B \leq K\|\ell\|_A$.

Proof. Given a norm $\|\cdot\|$ on \mathbb{R}^n , the corresponding dual norm on $\mathcal{L}(\mathbb{R}^n, \mathbb{R})$ can be expressed as $\|\ell\| = \sup_{u \neq 0} \frac{|\ell(u)|}{\|u\|}$. Using this formula, and the assumption on $\|\cdot\|_A, \|\cdot\|_B$, then,

$$\|\ell\|_B = \sup_{u \neq 0} \frac{|\ell(u)|}{\|u\|_B} \leq \sup_{u \neq 0} \frac{|\ell(u)|}{\|u\|_A} K = K \sup_{u \neq 0} \frac{|\ell(u)|}{\|u\|_A} = K\|\ell\|_A.$$

□

Lemma A.3. Let $\|\cdot\|_w$ be a Finsler structure on \mathbb{R}^n and define the dual norm at each point w as in (3). Then the map $(w, \ell) \mapsto \|\ell\|_w$ is also a continuous function on $\mathbb{R}^n \times \mathcal{L}(\mathbb{R}^n, \mathbb{R})$.

Proof. Let $(w_0, \ell_0) \in \mathbb{R}^n \times \mathcal{L}(\mathbb{R}^n, \mathbb{R})$ and let $\epsilon > 0$ be given. We will find numbers $\delta_1 > 0, \delta_2 > 0$ so that whenever (w_1, ℓ_1) are such that $\|w_1 - w_0\|_2 \leq \delta_1$ and $\|\ell_1 - \ell_0\|_{w_0} \leq \delta_2$, then $|\|\ell_1\|_{w_1} - \|\ell_0\|_{w_0}| \leq \epsilon$.

By Proposition A.1 for any $\epsilon > 0$ we can find a $\delta(w_0, \epsilon) > 0$ so that for all $u \in \mathbb{R}^n$ and $\|w_1 - w_0\|_2 \leq \delta(w_0, \epsilon)$,

$$\frac{1}{1 + \epsilon} \|u\|_{w_1} \leq \|u\|_{w_0} \leq (1 + \epsilon) \|u\|_{w_1} \quad (90)$$

Using Proposition A.2, we can derive from equation (90) a similar inequality for the dual norms: for all $\ell \in \mathcal{L}(\mathbb{R}^n, \mathbb{R})$ and $\|w_1 - w_0\|_2 \leq \delta(w_0, \epsilon)$,

$$\frac{1}{1 + \epsilon} \|\ell\|_{w_1} \leq \|\ell\|_{w_0} \leq (1 + \epsilon) \|\ell\|_{w_1} \quad (91)$$

Equation (91) implies

$$\|\ell\|_{w_1} - \|\ell\|_{w_0} \leq (1 + \epsilon) \|\ell\|_{w_0} - \|\ell\|_{w_0} = \epsilon \|\ell\|_{w_0} \quad (92)$$

and

$$\|\ell\|_{w_1} - \|\ell\|_{w_0} \geq \frac{1}{(1 + \epsilon)} \|\ell\|_{w_0} - \|\ell\|_{w_0} = -\frac{\epsilon}{1 + \epsilon} \|\ell\|_{w_0} \quad (93)$$

Combining (92) and (93), we find that for all $\ell \in \mathcal{L}(\mathbb{R}^n, \mathbb{R})$ and $\|w_1 - w_0\|_2 \leq \delta(w_0, \epsilon)$,

$$|\|\ell\|_{w_0} - \|\ell\|_{w_1}| \leq \max \left\{ \frac{\epsilon}{1 + \epsilon}, \epsilon \right\} \|\ell\|_{w_0} = \epsilon \|\ell\|_{w_0}$$

Let $\delta_1 = \delta \left(w_0, \frac{\epsilon}{2\|\ell_0\|_{w_0}} \right)$ and set $\delta_2 = \frac{\epsilon}{2(1 + \epsilon)}$. Then for all ℓ_1, w_1 such that $\|w_1 - w_0\|_2 \leq \delta_1$ and $\|\ell_1 - \ell_0\|_{w_0} \leq \delta_2$,

$$\begin{aligned} |\|\ell_1\|_{w_1} - \|\ell_0\|_{w_0}| &\leq \|\ell_1 - \ell_0\|_{w_1} + |\|\ell_0\|_{w_1} - \|\ell_0\|_{w_0}| \\ &\leq (1 + \epsilon) \|\ell_0 - \ell_1\|_{w_0} + \frac{\epsilon}{2\|\ell_0\|_{w_0}} \|\ell_0\|_{w_0} \\ &\leq (1 + \epsilon) \frac{\epsilon}{2(1 + \epsilon)} + \frac{\epsilon}{2} \\ &= \epsilon. \end{aligned}$$

□

Proposition A.4. In the context of the neural network model defined by (1), consider the objective function

$$E(w_1, w_2, w_3, w_4) = \frac{1}{2} |f(w_1, w_2, w_3, w_4; 1)|^2 + \frac{1}{2} |f(w_1, w_2, w_3, w_4; 0) - 1|^2,$$

which corresponds to training the network to map input $x = 1$ to output 0, and input $x = 0$ to output 1. Define $\delta_1(w) = 2f(w; 1)\frac{\partial f}{\partial w}(w; 1)$ and $\delta_2(w) = 2(f(w; 0) - 1)\frac{\partial f}{\partial w}(w; 0)$, so that

$$\frac{\partial E}{\partial w}(w) = \frac{1}{2}[\delta_1(w) + \delta_2(w)]$$

Consider the gradient estimator that computes $\delta_1(w)$ or $\delta_2(w)$ with equal probability. Then

$$\lim_{w \rightarrow \infty} \frac{1}{2} \sum_{i=1}^2 \|\delta_i(w) - \frac{\partial E}{\partial w}(w)\|^2 = +\infty$$

Proof. It suffices to show that $\|\delta_1(w) - \delta_2(w)\|^2$ is an increasing function of $\|w\|$. Focusing on the component of $\delta_1(w) - \delta_2(w)$ corresponding to w_1 , we have

$$\begin{aligned} \delta_{1,1}(w) &= 2f(w; 1)\frac{\partial f}{\partial w_1}(w; 1) \\ &= 2f(w; 1)\sigma'(w_3\sigma(w_1) + w_4\sigma(w_2))w_3\sigma'(w_1) \end{aligned}$$

and

$$\begin{aligned} \delta_{2,1}(w) &= 2(f(w; 0) - 1)\frac{\partial f}{\partial w_1}(w; 0) \\ &= 2(f(w; 0) - 1)\sigma'(w_3\sigma(0) + w_4\sigma(0))w_3 \times 0 = 0. \end{aligned}$$

Hence

$$|\delta_{1,1}(w) - \delta_{2,1}(w)|^2 = |2f(w; 1)\sigma'(w_3\sigma(w_1) + w_4\sigma(w_2))w_3\sigma'(w_1)|^2.$$

Let y be any number, and define the curve $w : [0, \infty) \rightarrow \mathbb{R}$ as

$$w(\epsilon) = \left(1, 1, \epsilon, \frac{1}{\sigma(1)}(y - \epsilon\sigma(1))\right).$$

Note that

$$w_3\sigma(w_1) + w_4\sigma(w_2) = \epsilon\sigma(1) + \frac{1}{\sigma(1)}[y - \epsilon\sigma(1)]\sigma(1) = y$$

and therefore

$$|\delta_{1,1}(w(\epsilon)) - \delta_{2,1}(w(\epsilon))|^2 = |2\sigma(y)\sigma'(y)\sigma'(1)|^2\epsilon^2.$$

Clearly, the right hand side of this equation tends to ∞ as $\epsilon \rightarrow \infty$. \square

Lemma A.5 (Corollary 4.17 of (Chidume, 2009)). *Let $\|\cdot\|$ be a norm on \mathbb{R}^n that is 2-uniformly convex with parameter c , and let ρ be a duality map for $\|\cdot\|$. Then for any ℓ_1, ℓ_2 in $\mathcal{L}(\mathbb{R}^n, \mathbb{R})$,*

$$\|\ell_1 + \ell_2\|^2 \geq \|\ell_1\|^2 + 2\ell_2 \cdot \rho(\ell_1) + c\|\ell_2\|. \quad (94)$$

Proof. This follows from Corollary 4.17 of (Chidume, 2009), using $p = 2$. \square

Proposition A.6. *Let τ be a stopping time with respect to a filtration $\{\mathcal{F}_t\}_{t=0,1,\dots}$. Suppose there is a number $c < \infty$ such that $\tau \leq c$ with probability one. Let x_1, x_2, \dots be any sequence of random variables such that each x_t is \mathcal{F}_t -measurable and $\mathbb{E}[\|x_t\|] < \infty$. Then*

$$\mathbb{E} \left[\sum_{t=1}^{\tau} x_t \right] = \mathbb{E} \left[\sum_{t=1}^{\tau} \mathbb{E}[x_t | \mathcal{F}_{t-1}] \right]. \quad (95)$$

Proof. We argue that (95) is a consequence of the optional stopping theorem (Theorem 10.10 in (Williams, 1991)). Define $S_0 = 0$ and for $t \geq 1$, let $S_t = \sum_{i=1}^t (x_i - \mathbb{E}[x_i | \mathcal{F}_{i-1}])$. Then S_0, S_1, \dots is a martingale with respect to the filtration $\{\mathcal{F}_t\}_{t=0,1,\dots}$, and the optional stopping theorem implies $\mathbb{E}[S_\tau] = \mathbb{E}[S_0]$. But $\mathbb{E}[S_0] = 0$, and therefore $\mathbb{E}[S_\tau] = 0$, which is equivalent to (95). \square

Lemma A.7. *Let $h : \mathbb{R}^n \times \mathbb{R}^{n \times n} \rightarrow \mathbb{R}^n$ be the function defined by Equation (50). Let \mathbb{R}^n have the norm $\|\cdot\|_q$ for $1 \leq q \leq \infty$ and equip the matrices $\mathbb{R}^{n \times n}$ with the corresponding induced norm. Then the following inequalities hold:*

$$\begin{aligned} \left\| \frac{\partial h}{\partial y}(y, w) \right\|_q &\leq \|\sigma'\|_\infty \|w\|_q, & \left\| \frac{\partial h}{\partial w}(y, w) \right\|_q &\leq \|\sigma'\|_\infty \|y\|_q, \\ \left\| \frac{\partial^2 h}{\partial y^2}(y, w) \right\|_q &\leq \|\sigma''\|_\infty \|w\|_q^2, & \left\| \frac{\partial^2 h}{\partial w^2}(y, w) \right\|_q &\leq \|\sigma''\|_\infty \|y\|_q^2. \end{aligned}$$

Proof. Define the pointwise product of two vectors in \mathbb{R}^n as $u \odot v = (u_1 v_1, \dots, u_n v_n)$. We will rely on the following two properties that are shared by the norms $\|\cdot\|_q$ for $1 \leq q \leq \infty$. Firstly, for all vectors u, v ,

$$\|u \odot v\|_q \leq \|u\|_q \|v\|_q. \quad (96)$$

Secondly, for any $n \times n$ diagonal matrix D ,

$$\|D\|_q = \max_{1 \leq i \leq n} |D_{i,i}|. \quad (97)$$

Recall that the component functions of h are $h_i(y, w) = \sigma\left(\sum_{k=1}^n w_{i,k} y_k\right)$. Then for $1 \leq i, j \leq n$,

$$\frac{\partial h_i}{\partial y_j}(y, w) = \sigma'\left(\sum_{k=1}^n w_{i,k} y_k\right) w_{i,j}.$$

Set $D(y, w)$ to be the $n \times n$ diagonal matrix

$$D(y, w)_{i,i} = \sigma'\left(\sum_{k=1}^n w_{i,k} y_k\right). \quad (98)$$

Then $\frac{\partial h}{\partial y}(y, w) = D(y, w)w$. Hence

$$\begin{aligned} \left\| \frac{\partial h}{\partial y}(y, w) \right\|_q &= \|D(y, w)w\|_q \\ &\leq \|D(y, w)\|_q \|w\|_q \\ &= \sup_{1 \leq i \leq n} |D(y, w)_{i,i}| \|w\|_q \\ &\leq \|\sigma'\|_\infty \|w\|_q. \end{aligned}$$

Observe that for $1 \leq i, j, l \leq n$,

$$\frac{\partial h_i}{\partial w_{j,l}}(y, w) = \begin{cases} \sigma'\left(\sum_{k=1}^n w_{i,k} y_k\right) y_l & \text{if } j = i, \\ 0 & \text{else.} \end{cases}$$

Let Δ be an $n \times n$ matrix such that $\|\Delta\|_q = 1$. Then $\frac{\partial h}{\partial w}(y, w) \cdot \Delta$ is a vector in \mathbb{R}^n with i th component

$$\begin{aligned}
\left(\frac{\partial h}{\partial w}(y, w) \cdot \Delta\right)_i &= \sum_{j=1}^n \sum_{l=1}^n \frac{\partial h_i}{\partial w_{j,l}}(y, w) \Delta_{j,l} \\
&= \sum_{l=1}^n \frac{\partial h_i}{\partial w_{i,l}}(y, w) \Delta_{i,l} \\
&= \sum_{l=1}^n \sigma' \left(\sum_{k=1}^n w_{i,k} y_k \right) y_l \Delta_{i,l} \\
&= \sigma' \left(\sum_{k=1}^n w_{i,k} y_k \right) \sum_{l=1}^n \Delta_{i,l} y_l \\
&= (D(y, w) \Delta y)_i
\end{aligned}$$

where D is as in (98). Hence

$$\begin{aligned}
\left\| \frac{\partial h}{\partial w}(y, w) \cdot \Delta \right\|_q &= \|D(y, w) \Delta y\|_q \\
&\leq \|D(y, w)\|_q \|\Delta\|_q \|y\|_q \\
&= \sup_{1 \leq i \leq n} |D(y, w)_{i,i}| \|\Delta\|_q \|y\|_q
\end{aligned}$$

and therefore

$$\left\| \frac{\partial h}{\partial w}(y, w) \right\|_q \leq \|\sigma'\|_\infty \|y\|_q.$$

Observe that

$$\frac{\partial^2 h_i}{\partial y_j \partial y_l}(y, w) = \sigma'' \left(\sum_{k=1}^n w_{i,k} y_k \right) w_{i,j} w_{i,l}.$$

That means $\frac{\partial^2 h}{\partial y_j \partial y_\ell}(y, w) \cdot (u, v)$ is a vector with components

$$\begin{aligned}
\left(\frac{\partial^2 h}{\partial y_j \partial y_\ell}(x, w) \cdot (u, v)\right)_i &= \sum_{j=1}^n \sum_{\ell=1}^n \sigma'' \left(\sum_{k=1}^n w_{i,k} y_k \right) w_{i,j} w_{i,\ell} u_j v_\ell \\
&= \sigma'' \left(\sum_{k=1}^n w_{i,k} y_k \right) \left(\sum_{j=1}^n w_{i,j} u_j \right) \left(\sum_{\ell=1}^n w_{i,\ell} v_\ell \right) \\
&= E(y, w)_{i,i} (W u)_i (W v)_i
\end{aligned}$$

where E is the diagonal matrix

$$E(y, w)_{i,i} = \sigma'' \left(\sum_{k=1}^n w_{i,k} y_k \right). \tag{99}$$

Using the notation \odot for the entry-wise product of vectors, then

$$\frac{\partial^2 h}{\partial y^2}(x, w) \cdot (u, v) = E(x, w) \cdot ((wu) \odot (wv)).$$

Then

$$\begin{aligned}
\left\| \frac{\partial^2 h}{\partial y^2}(y, w) \cdot (u, v) \right\|_q &= \|E(y, w) \cdot (wu \odot wv)\|_q \\
&\leq \|E(y, w)\|_q \|(wu) \odot (wv)\|_q \\
&\leq \|E(y, w)\|_q \|wu\|_q \|wv\|_q \\
&\leq \|E(y, w)\|_q \|w\|_q^2 \|u\|_q \|v\|_q
\end{aligned}$$

Hence

$$\left\| \frac{\partial^2 h}{\partial y^2}(y, w) \right\|_q \leq \|\sigma''\|_\infty \|w\|_q^2$$

Observe that

$$\frac{\partial^2 h_i}{\partial w_{j,l} \partial w_{k,m}}(x, w) = \begin{cases} \sigma'' \left(\sum_{k=1}^n w_{i,k} y_k \right) y_l y_m & \text{if } j = i \text{ and } k = i, \\ 0 & \text{else.} \end{cases}$$

Hence for matrices u, v , $\frac{\partial^2 h}{\partial w^2}(y, w) \cdot (u, v)$ is a vector with entries

$$\begin{aligned}
\left(\frac{\partial^2 h}{\partial w^2}(y, w) \cdot (u, v) \right)_i &= \sum_{j=1}^n \sum_{l=1}^n \sum_{k=1}^n \sum_{m=1}^n \frac{\partial^2 h_i}{\partial w_{j,l} \partial w_{k,m}}(y, w) u_{j,l} v_{k,m} \\
&= \sum_{l=1}^n \sum_{m=1}^n \frac{\partial^2 h_i}{\partial w_{i,l} \partial w_{i,m}}(y, w) u_{i,l} v_{i,m} \\
&= \sum_{l=1}^n \sum_{m=1}^n \sigma'' \left(\sum_{k=1}^n w_{i,k} x_k \right) y_l y_m u_{i,l} v_{i,m} \\
&= \sigma'' \left(\sum_{k=1}^n w_{i,k} y_k \right) \left(\sum_l u_{i,l} y_l \right) \left(\sum_m v_{i,m} x_m \right) \\
&= E(y, w)_{i,i} (uy)_i (vy)_i
\end{aligned}$$

where E is as in (99). Hence

$$\frac{\partial^2 h}{\partial w^2}(y, w) \cdot (u, v) = E(y, w) \cdot ((uy) \odot (vy))$$

which means

$$\begin{aligned}
\left\| \frac{\partial^2 h}{\partial w^2}(y, w) \cdot (u, v) \right\|_q &\leq \|E(y, w)\|_q \|uy\|_q \|vy\|_q \\
&\leq \|E(y, w)\|_q \|u\|_q \|v\|_q \|y\|_q^2.
\end{aligned}$$

Then

$$\left\| \frac{\partial^2 h}{\partial w^2}(y, w) \cdot (u, v) \right\|_q \leq \|\sigma''\|_\infty \|y\|_q^2.$$

□

Lemma A.8. Let $z \in \mathbb{R}^n$ and define the function $J : \mathbb{R}^n \rightarrow \mathbb{R}$ as

$$J(y) = \sum_{i=1}^n (y_i - z_i)^2$$

Then for all y, z in \mathbb{R}^n such that $\|y - z\|_\infty \leq 2$, and $1 \leq q \leq \infty$,

$$\left\| \frac{\partial J}{\partial y}(y) \right\|_q \leq \begin{cases} 4 & \text{if } q = 1, \\ 4n^{(q-1)/q} & \text{if } 1 < q < \infty, \\ 4n & \text{if } q = \infty, \end{cases} \quad (100)$$

and

$$\left\| \frac{\partial^2 J}{\partial y^2}(y) \right\|_q \leq \begin{cases} 2 & \text{if } 1 \leq q \leq 2, \\ 2n^{(q-2)/q} & \text{if } 2 < q < \infty, \\ 2n & \text{if } q = \infty. \end{cases}$$

Proof. By direct calculation, the components of the derivative of J are $\frac{\partial J}{\partial y_i}(y) = 2(y_i - z_i)$, and therefore

$$\left\| \frac{\partial J}{\partial y_i}(y) \right\|_q = 2\|y_i - z_i\|_{q^*}.$$

where $\|\cdot\|_{q^*}$ represents the norm dual to $\|\cdot\|_q$. When $q = 1$, the dual norm is $\|\cdot\|_\infty$, for $1 < q < \infty$, the dual of norm $\|\cdot\|_q$ is $\|\cdot\|_{\frac{q}{q-1}}$ and finally the dual of the norm $\|\cdot\|_\infty$ is $\|\cdot\|_1$. This yields

$$\left\| \frac{\partial J}{\partial x}(y) \right\|_q = \begin{cases} 2\|y - z\|_\infty & \text{if } q = 1 \\ 2\|y - z\|_{q/(q-1)} & \text{if } 1 < q < \infty, \\ 2\|y - z\|_1 & \text{if } q = \infty \end{cases} \quad (101)$$

Equation (100) follows by combining (101) with our assumption that $\|y - z\|_\infty \leq 2$.

For the second derivative, the components are

$$\frac{\partial^2 J}{\partial y_i \partial y_j} = \begin{cases} 0 & \text{if } i \neq j, \\ 2 & \text{if } i = j. \end{cases}$$

Then for any vectors u, v ,

$$\frac{\partial J^2}{\partial y^2}(y) \cdot (u, v) = 2 \sum_{i=1}^n u_i v_i.$$

Therefore

$$\begin{aligned} \left\| \frac{\partial J^2}{\partial y^2}(y) \right\|_q &= 2 \sup_{\|u\|_q = \|v\|_q = 1} \sum_{i=1}^n u_i v_i \\ &= 2 \sup_{\|u\|_q = 1} \|u\|_{q^*} \end{aligned}$$

To bound the final term in the above equation, we consider four cases. The first case is that $q = 1$. In this situation, $\|u\|_{q^*} = \|u\|_\infty \leq 1$. The second case is that $1 < q < 2$. Then $q/(q-1) > q$, and hence $\|u\|_{q^*} \leq \|u\|_q = 1$. The third case is when $2 \leq q < \infty$. Here, $q/(q-1) \leq q$, and we appeal to the following inequality: If $1 \leq r < q$, then $\|\cdot\|_r \leq n^{\frac{1}{r} - \frac{1}{q}} \|\cdot\|_q$. Applying this inequality with $r = q/(q-1)$, we obtain $\|u\|_{q^*} \leq n^{(q-2)/q} \|u\|_q = n^{(q-2)/q}$. Finally, if $q = \infty$, we have $\|u\|_{q^*} = \|u\|_1 \leq n$. \square

References

Ralph Abraham, Jerrold E Marsden, and Tudor Ratiu. *Manifolds, tensor analysis, and applications*, volume 75. Springer Science & Business Media, 2012.

- P-A Absil, Robert Mahony, and Rodolphe Sepulchre. *Optimization algorithms on matrix manifolds*. Princeton University Press, 2009.
- Zeyuan Allen-Zhu and Elad Hazan. Variance reduction for faster non-convex optimization. In *Proceedings of the 33rd International Conference on Machine Learning*, pages 699–707, 2016.
- Zeyuan Allen-Zhu, Yuanzhi Li, and Zhao Song. A convergence theory for deep learning via over-parameterization. In Kamalika Chaudhuri and Ruslan Salakhutdinov, editors, *Proceedings of the 36th International Conference on Machine Learning*, volume 97 of *Proceedings of Machine Learning Research*, pages 242–252, Long Beach, California, USA, 09–15 Jun 2019. PMLR.
- Shun-Ichi Amari. Natural gradient works efficiently in learning. *Neural computation*, 10(2):251–276, 1998.
- Peter L Bartlett, Dylan J Foster, and Matus J Telgarsky. Spectrally-normalized margin bounds for neural networks. In I. Guyon, U. V. Luxburg, S. Bengio, H. Wallach, R. Fergus, S. Vishwanathan, and R. Garnett, editors, *Advances in Neural Information Processing Systems 30*, pages 6240–6249. 2017.
- Heinz H. Bauschke, Jérôme Bolte, and Marc Teboulle. A descent lemma beyond lipschitz gradient continuity: First-order methods revisited and applications. *Mathematics of Operations Research*, 42(2):330–348, 2017.
- E. G. Birgin, J. L. Gardenghi, J. M. Martínez, S. A. Santos, and Ph. L. Toint. Worst-case evaluation complexity for unconstrained nonlinear optimization using high-order regularized models. *Mathematical Programming*, 163(1):359–368, May 2017. ISSN 1436-4646.
- N. Boumal, P.-A. Absil, and C. Cartis. Global rates of convergence for nonconvex optimization on manifolds. *IMA Journal of Numerical Analysis*, To appear, 2018.
- Coralia Cartis, Nicholas IM Gould, and Philippe L Toint. Adaptive cubic regularisation methods for unconstrained optimization. part i: motivation, convergence and numerical results. *Mathematical Programming*, 127(2):245–295, 2011.
- Charles Chidume. *Geometric properties of Banach spaces and nonlinear iterations*, volume 1965. Springer, 2009.
- Frank E Curtis, Daniel P Robinson, and Mohammadreza Samadi. A trust region algorithm with a worst-case iteration complexity of
$$o(\epsilon^{-3/2})$$
 for nonconvex optimization. *Mathematical Programming*, 162(1-2):1–32, 2017.
- W. C. Davidon. Variable metric method for minimization. *AEC Research and Development Report ANL-5990 (Rev. TID-4500, 14th Ed.)*, 11 1959. doi: 10.2172/4222000.
- William C Davidon. Variable metric method for minimization. *SIAM Journal on Optimization*, 1(1): 1–17, 1991.
- K. Deimling. *Nonlinear functional analysis*. Springer-Verlag, 1985.
- John Duchi, Elad Hazan, and Yoram Singer. Adaptive subgradient methods for online learning and stochastic optimization. *Journal of Machine Learning Research*, 12(Jul):2121–2159, 2011.
- Clement Farabet, Camille Couprie, Laurent Najman, and Yann LeCun. Learning hierarchical features for scene labeling. *IEEE transactions on pattern analysis and machine intelligence*, 35(8):1915–1929, 2013.

- Saeed Ghadimi and Guanghui Lan. Stochastic first- and zeroth-order methods for nonconvex stochastic programming. *SIAM Journal on Optimization*, 23(4):2341–2368, 2013.
- G. E. Hinton and R. R. Salakhutdinov. Reducing the dimensionality of data with neural networks. *Science*, 313(5786):504–507, 2006. ISSN 0036-8075.
- Roger A. Horn and Charles R. Johnson, editors. *Matrix Analysis*. Cambridge University Press, New York, NY, USA, 1986.
- Rie Johnson and Tong Zhang. Accelerating stochastic gradient descent using predictive variance reduction. In *Advances in Neural Information Processing Systems 26*, pages 315–323. 2013.
- Diederik P. Kingma and Jimmy Ba. Adam: A method for stochastic optimization. In *Proceedings of the 3rd International Conference on Learning Representations (ICLR)*, 2014.
- Alex Krizhevsky. Learning multiple layers of features from tiny images. Technical report, University of Toronto, 2009.
- Alex Krizhevsky, Ilya Sutskever, and Geoff Hinton. Imagenet classification with deep convolutional neural networks. In *Advances in Neural Information Processing Systems 25*, pages 1106–1114, 2012.
- Takio Kurita. Iterative weighted least squares algorithms for neural networks classifiers. In Shuji Doshita, Koichi Furukawa, Klaus P. Jantke, and Toyaki Nishida, editors, *Algorithmic Learning Theory: Third Workshop, ALT '92 Tokyo, Japan, October 20–22, 1992 Proceedings*, pages 75–86, Berlin, Heidelberg, 1993. Springer Berlin Heidelberg.
- Yann LeCun. The mnist database of handwritten digits. <http://yann.lecun.com/exdb/mnist/>, 1998.
- Honglak Lee, Roger Grosse, Rajesh Ranganath, and Andrew Y Ng. Convolutional deep belief networks for scalable unsupervised learning of hierarchical representations. In *Proceedings of the 26th annual international conference on machine learning*, pages 609–616. ACM, 2009.
- Xiaoyu Li and Francesco Orabona. On the convergence of stochastic gradient descent with adaptive stepsizes. *arXiv preprint arXiv:1805.08114*, 2018.
- Xiangru Lian, Ce Zhang, Huan Zhang, Cho-Jui Hsieh, Wei Zhang, and Ji Liu. Can decentralized algorithms outperform centralized algorithms? a case study for decentralized parallel stochastic gradient descent. In I. Guyon, U. V. Luxburg, S. Bengio, H. Wallach, R. Fergus, S. Vishwanathan, and R. Garnett, editors, *Advances in Neural Information Processing Systems 30*, pages 5330–5340. 2017.
- Tengyuan Liang, Tomaso Poggio, Alexander Rakhlin, and James Stokes. Fisher-rao metric, geometry, and complexity of neural networks. In *The 22nd International Conference on Artificial Intelligence and Statistics*, pages 888–896, 2019.
- E.H. Lieb, Keith Ball, and E.A. Carlen. Sharp uniform convexity and smoothness inequalities for trace norms. *Inventiones mathematicae*, 115(3):463–482, 1994. URL <http://eudml.org/doc/144178>.
- H. Lu, R. Freund, and Y. Nesterov. Relatively smooth convex optimization by first-order methods, and applications. *SIAM Journal on Optimization*, 28(1):333–354, 2018.
- Eric Moulines and Francis R. Bach. Non-asymptotic analysis of stochastic approximation algorithms for machine learning. In J. Shawe-Taylor, R. S. Zemel, P. L. Bartlett, F. Pereira, and K. Q. Weinberger, editors, *Advances in Neural Information Processing Systems 24*, pages 451–459. Curran Associates, Inc., 2011. URL <http://papers.nips.cc/paper/4316-non-asymptotic-analysis-of-stochastic-approximation-algorithms-for-machine-learning.pdf>.

- A. Nemirovski, A. Juditsky, G. Lan, and A. Shapiro. Robust stochastic approximation approach to stochastic programming. *SIAM Journal on Optimization*, 19(4):1574–1609, 2009.
- Yurii Nesterov. *Introductory lectures on convex optimization: A basic course*, volume 87. Springer Science & Business Media, 2013.
- Yuval Netzer, Tao Wang, Adam Coates, Alessandro Bissacco, Bo Wu, and Andrew Y Ng. Reading digits in natural images with unsupervised feature learning. In *NIPS Workshop on Deep Learning and Unsupervised Feature Learning*, 2011.
- Behnam Neyshabur, Ryota Tomioka, and Nathan Srebro. Norm-based capacity control in neural networks. In Peter Grünwald, Elad Hazan, and Satyen Kale, editors, *Proceedings of The 28th Conference on Learning Theory*, volume 40 of *Proceedings of Machine Learning Research*, pages 1376–1401, Paris, France, 03–06 Jul 2015. PMLR. URL <http://proceedings.mlr.press/v40/Neyshabur15.html>.
- Lam et. al Nguyen. Sgd and hogwild: Convergence without the bounded gradients assumption. In *ICML*, 2018.
- Yann Ollivier. Riemannian metrics for neural networks i: feedforward networks. *Information and Inference: A Journal of the IMA*, 4(2):108, 2015.
- S. Reddi, A. Hefny, S. Sra, B. Póczos, and A. Smola. Stochastic variance reduction for nonconvex optimization. In *International conference on machine learning*, 2016.
- Ruslan Salakhutdinov and Geoffrey E. Hinton. Learning a nonlinear embedding by preserving class neighbourhood structure. In *International Conference on Artificial Intelligence and Statistics*, pages 412–419, 2007.
- Tom Schaul, Sixin Zhang, and Yann LeCun. No more pesky learning rates. In *Proceedings of the 30th International Conference on International Conference on Machine Learning - Volume 28*, pages III–343–III–351, 2013.
- Nitish Srivastava and Ruslan Salakhutdinov. Multimodal learning with deep boltzmann machines. *The Journal of Machine Learning Research*, 15(1):2949–2980, 2014.
- T. Tieleman and G. Hinton. Lecture 6.5—RmsProp: Divide the gradient by a running average of its recent magnitude. COURSERA: Neural Networks for Machine Learning, 2012.
- Rachel Ward, Xiaoxia Wu, and Leon Bottou. AdaGrad stepsizes: Sharp convergence over nonconvex landscapes. In Kamalika Chaudhuri and Ruslan Salakhutdinov, editors, *Proceedings of the 36th International Conference on Machine Learning*, volume 97 of *Proceedings of Machine Learning Research*, pages 6677–6686, Long Beach, California, USA, 09–15 Jun 2019. PMLR. URL <http://proceedings.mlr.press/v97/ward19a.html>.
- D. Williams. *Probability with Martingales*. Cambridge University Press, 1991.
- Han Xiao, Kashif Rasul, and Roland Vollgraf. Fashion-mnist: a novel image dataset for benchmarking machine learning algorithms, 2017.
- Hongyi Zhang, Sashank J. Reddi, and Suvrit Sra. Riemannian svrg: Fast stochastic optimization on riemannian manifolds. In *Advances in Neural Information Processing Systems 29*, pages 4592–4600. 2016.
- Jingzhao Zhang, Tianxing He, Suvrit Sra, and Ali Jadbabaie. Why gradient clipping accelerates training: A theoretical justification for adaptivity. In *International Conference on Learning Representations*, 2020. URL <https://openreview.net/forum?id=BJgnXpVYwS>.

Difan Zou, Yuan Cao, Dongruo Zhou, and Quanquan Gu. Gradient descent optimizes over-parameterized deep relu networks. *Machine Learning*, 109(3):467–492, 2020. ISSN 1573-0565.