

# Backward bifurcation in SIRS malaria model

Miliyon Tilahun<sup>1</sup>,

---

## Abstract

We present a deterministic mathematical model for malaria transmission with waning immunity. The model consists of five non-linear system of differential equations. We used next generation matrix to derive the basic reproduction number  $R_0$ . The disease free equilibrium was computed and its local stability has been shown by the virtue of the Jacobean matrix. Moreover, using Lyapunov function theory and LaSalle Invariance Principle we have proved that the disease free equilibrium is globally asymptotically stable. Conditions for existence of endemic equilibrium point have been established. A qualitative study based on bifurcation theory reveals that backward bifurcation occur in the model. The stable disease free equilibrium of the model coexists with the stable endemic equilibrium when  $R_0 < 1$ . Furthermore, we have shown that bringing the number of disease (malaria) induced death rate below some threshold is sufficient enough to eliminate backward bifurcation in the model.

*Keywords:* malaria, waning immunity, basic reproduction number, LaSalle Invariance Principle, backward bifurcation,

---

## 1. Introduction

Malaria is an infectious disease caused by the parasitic infections of red blood cells by a protozoan of the genus *Plasmodium* that are transmitted to people through the bites of infected female *Anopheles* mosquitoes [1]. Malaria  
5 has for many years been considered as a global issue, and many epidemiologists and other scientists invest their effort in learning the dynamics of malaria

---

*Email address:* miliyon@ymail.com (Miliyon Tilahun)

and to control its transmission. From interactions with those scientists, mathematicians have developed a significant and effective tool, namely mathematical models of malaria, giving an insight into the interaction between the host and vector population, the dynamics of malaria, how to control malaria transmission, and eventually how to eradicate it. Mathematical modelling of malaria has flourished since the days of Ronald Ross [2], who received the *Nobel Prize* in Physiology or Medicine in 1902 for his work on the life cycle of the malaria parasite. Ross developed a simple SIS-model.

From the Ross's model, several models have been developed by researchers who extended his model by considering different factors such as latent period of infection in mosquitoes and humans [3, 4], age-related differential susceptibility to malaria in human population [5, 3, 6], acquired immunity [5, 7, 8], and genetic heterogeneity of host and parasite [9, 10, 11, 12, 13].

In 2010, Yang et al. [14] proposed SIR for the human and SI for the vector compartment model. But in their model, they assumed that the number of births for human and mosquito are independent of the total human and mosquito population. This assumption was later modified by Abadi and Krogstad [15] by making the number of births for human and mosquito dependent of the total human and mosquito population. However, Abadi and Krogstad made an assumption that, once the humans enter the recovered class they never go to the susceptible class again. Yet malaria does not confer permanent immunity [16]. The recovered humans have a chance to be susceptible again.

## 2. Model Formulation

In this section, we formulate a mathematical model of malaria transmission with waning immunity. Because humans might repeatedly infected due to not acquiring permanent immunity so the human population is assumed to be described by the SIRS(Susceptible-Infected-Recovered-Susceptible) model. Mosquitoes are assumed not to recover from the parasites due to their short

35 lifespan so the mosquito population is described by the SI model. Recovered hu-  
 man hosts have temporary immunity that can be lost and are again susceptible  
 to reinfection. All newborns are susceptible to infection, and the development of  
 malaria starts when the infectious female mosquito bites the human host. The  
 vectors do not die from the infection or are otherwise harmed. The flowchart of  
 40 the model is shown in Figure 1.

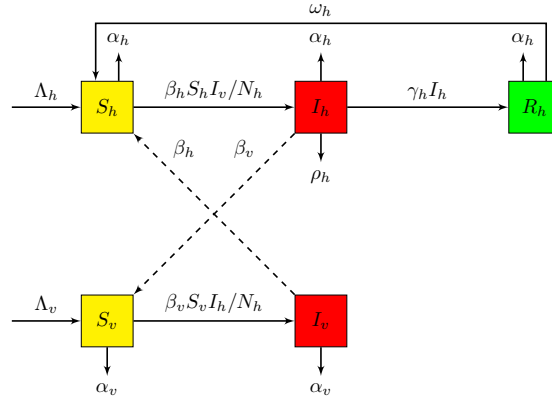


Figure 1: Malaria model flowchart

The flowchart leads to the following system of non-linear ordinary differential equations

$$\begin{aligned}
 \frac{dS_h}{dt} &= \Lambda_h - \frac{\beta_h S_h I_v}{N_h} + \omega_h R_h - \alpha_h S_h, \\
 \frac{dI_h}{dt} &= \frac{\beta_h S_h I_v}{N_h} - \gamma_h I_h - \rho_h I_h - \alpha_h I_h, \\
 \frac{dR_h}{dt} &= \gamma_h I_h - \omega_h R_h - \alpha_h R_h, \\
 \frac{dS_v}{dt} &= \Lambda_v - \frac{\beta_v S_v I_h}{N_h} - \alpha_v S_v, \\
 \frac{dI_v}{dt} &= \frac{\beta_v S_v I_h}{N_h} - \alpha_v I_v,
 \end{aligned} \tag{1}$$

subjected to the initial conditions

$$S_h(0) = S_{h0}, I_h(0) = I_{h0}, R_h(0) = R_{h0}, S_v(0) = S_{v0}, I_v(0) = I_{v0},$$

where  $N_h$  and  $N_v$  represent the total size of the human population and mosquitoes  
 45 population respectively. All the parameters can be found in Table 2.

Table 1: State variables of malaria model

Symbol	Description
$S_h$	The number of susceptible human population
$I_h$	The number of infected human population
$R_h$	The number of recovered human population
$S_v$	The number of susceptible mosquitoes population
$I_v$	The number of infected mosquitoes population

Table 2: Parameters of malaria model

Symbol	Description
$\Lambda_h$	The recruitment rate of humans
$\alpha_h$	The natural death rate of humans
$\beta_h$	The human contact rate
$\gamma_h$	Per capita recovery rate for humans
$\rho_h$	Per capita disease-induced death rate for humans
$\omega_h$	The per capita rate of loss of immunity in human
$\Lambda_v$	The recruitment rate of mosquitoes
$\alpha_v$	The natural death rate of mosquitoes
$\beta_v$	The mosquito contact rate

In the model, the term  $\frac{\beta_h S_h I_v}{N_h}$  denotes the rate at which the human hosts  $S_h$  get infected by infected mosquitoes  $I_v$  and  $\frac{\beta_v S_v I_h}{N_h}$  refers to the rate at which the susceptible mosquitoes  $S_v$  are infected by the infected human hosts  $I_h$ .

The total population sizes  $N_h$  and  $N_v$  can be determined by  $N_h = S_h + I_h + R_h$  and  $N_v = S_v + I_v$  or from the differential equations

$$\frac{dN_h}{dt} = \Lambda_h - \alpha_h N_h - \rho_h I_h, \quad (2)$$

$$\frac{dN_v}{dt} = \Lambda_v - \alpha_v N_v, \quad (3)$$

which are derived by adding the first three equations of the system (1) for the human population and the last two equations of the system (1) for mosquito vector population.

### 2.1. Invariant Region and Positivity of Solutions

The model represented by the system (1) will be analyzed in the feasible region and since we are working with population all state variables and parameters are assumed to be positive. The invariant region can be obtained by the following theorem.

**Theorem 1** (Invariant Region). *The solutions of the system (1) are feasible for all  $t > 0$  if they enter the invariant region  $\Omega = \Omega_h \times \Omega_v$ , where*

$$\Omega_h = \left\{ (S_h, I_h, R_h) \in \mathbb{R}_+^3 : S_h + I_h + R_h \leq \frac{\Lambda_h}{\alpha_h} \right\},$$

$$\Omega_v = \left\{ (S_v, I_v) \in \mathbb{R}_+^2 : S_v + I_v \leq \frac{\Lambda_v}{\alpha_v} \right\}.$$

Moreover, for the system (1) with a non-negative initial data to be epidemiologically meaningful and consistent, we need to show that all the state variables must remain non-negative  $\forall t \geq 0$ .

**Theorem 2** (Positivity). *Let the initial conditions of system (1) be positive. Then the solutions  $(S_h(t), I_h(t), R_h(t), S_v(t), I_v(t))$  of the system is non-negative for all  $t \geq 0$ .*

## 3. Model Analysis

### 3.1. The Basic Reproduction Number

The basic reproduction number ( $R_0$ ) is the average number of new infections, that one infected case will generate during their entire infectious lifetime [17, 18, 19]. It is very important in determining whether the disease persist in the population or die out.

We use the next generation matrix to compute the basic reproduction number ( $R_0$ ) which is formulated in [20]. Let us assume that there are  $n$  compartments of which the first  $m$  compartments correspond to infected individuals. Let

- $\mathcal{F}_i(x)$  be the rate of appearance of new infections in compartment  $i$ ,
- $\mathcal{V}_i^+(x)$  be the rate of transfer of individuals into compartment  $i$  by all other means, and
- $\mathcal{V}_i^-(x)$  be the rate of transfer of individuals out of compartment  $i$ .

It is assumed that each function is continuously differentiable at least twice in each variable. The disease transmission model consists of nonnegative initial conditions together with the following system of equations:

$$\frac{dx_i}{dt} = f_i(x) = \mathcal{F}_i(x) - \mathcal{V}_i(x), \quad i = 1, \dots, n, \quad (4)$$

where  $\mathcal{V}_i(x) = \mathcal{V}_i^-(x) - \mathcal{V}_i^+(x)$ .

The next step is the computation of the  $m \times m$  square matrices  $F$  and  $V$  which are defined by

$$F = \left[ \frac{\partial \mathcal{F}_i}{\partial x_j}(x_0) \right] \text{ and } V = \left[ \frac{\partial \mathcal{V}_i}{\partial x_j}(x_0) \right] \text{ with } 1 \leq i, j \leq m.$$

such that  $F$  is non-negative,  $V$  is a non-singular  $M$ -matrix and  $x_0$  is the disease free equilibrium point (DFE) of (4). Since  $F$  is non-negative and  $V$  is non-singular, then  $V^{-1}$  is nonnegative and also of  $FV^{-1}$  is non-negative. The matrix  $FV^{-1}$  is called the next generation matrix [20]. Finally, the basic reproduction number is given by

$$R_0 = \rho(FV^{-1}),$$

where  $\rho(A)$  denotes the spectral radius of a matrix  $A$  and the spectral radius,  $\rho(FV^{-1})$ , is the largest absolute value of eigenvalues of the next generation matrix.

Thus for the model (1),  $\mathcal{F}$  and  $\mathcal{V}$  are given by

$$\mathcal{F} = \begin{pmatrix} \frac{\beta_h S_h I_v}{N_h} \\ \frac{\beta_v S_v I_h}{N_h} \end{pmatrix}, \quad (5)$$

and

$$\mathcal{V} = \begin{pmatrix} (\gamma_h + \rho_h + \alpha_h) I_h \\ \alpha_v I_v \end{pmatrix}. \quad (6)$$

The disease free equilibrium (DFE) of the model is computed by setting the right hand side of the model (1) equal to zero with  $I_h = 0$  and  $I_v = 0$ . Then the Jacobian matrix of (5) at the disease free equilibrium (DFE)  $E_0 = \left(\frac{\Lambda_h}{\alpha_h}, 0, 0, \frac{\Lambda_v}{\alpha_v}, 0\right)$  is given by

$$F = \begin{pmatrix} 0 & \beta_h \\ \frac{\beta_v \Lambda_v / \alpha_v}{\Lambda_h / \alpha_h} & 0 \end{pmatrix}.$$

Similarly, the Jacobian matrix of (6) at the DFE  $E_0$  is

$$V = \begin{pmatrix} \gamma_h + \rho_h + \alpha_h & 0 \\ 0 & \alpha_v \end{pmatrix}.$$

Therefore, our next generation matrix is

$$FV^{-1} = \begin{pmatrix} 0 & \frac{\beta_h}{\alpha_v} \\ \frac{\beta_v \Lambda_v \alpha_h}{\alpha_v \Lambda_h (\gamma_h + \rho_h + \alpha_h)} & 0 \end{pmatrix}.$$

Then the reproduction number  $R_0 = \rho(FV^{-1})$  is given by

$$R_0 = \sqrt{\frac{\beta_h \beta_v \Lambda_v \alpha_h}{\Lambda_h \alpha_v^2 (\gamma_h + \rho_h + \alpha_h)}}.$$

### 3.2. Stability of Disease Free Equilibrium Point

The equilibria are obtained by equating the right hand side of the system (1) to zero. Disease-free equilibrium (DFE) of the model is the steady-state solution of the model in the absence of the disease (malaria). Hence, the DFE of the malaria model (1) is given by

$$E_0 = (S_h^0, I_h^0, R_h^0, S_v^0, I_v^0) = \left(\frac{\Lambda_h}{\alpha_h}, 0, 0, \frac{\Lambda_v}{\alpha_v}, 0\right).$$

**Theorem 3.** *The DFE,  $E_0$ , of the system (1) is locally asymptotically stable if  $R_0 < 1$ .*

*Proof.* The Jacobian matrix of (1) at the disease-free equilibrium  $E_0$  is

$$J(E_0) = \begin{pmatrix} -\alpha_h & 0 & \omega_h & 0 & -\beta_h \\ 0 & -(\gamma_h + \rho_h + \alpha_h) & 0 & 0 & \beta_h \\ 0 & \gamma_h & -(\alpha_h + \omega_h) & 0 & 0 \\ 0 & -\frac{\beta_v \Lambda_v \alpha_h}{\alpha_v \Lambda_h} & 0 & -\alpha_v & 0 \\ 0 & \frac{\beta_v \Lambda_v \alpha_h}{\alpha_v \Lambda_h} & 0 & 0 & -\alpha_v \end{pmatrix}. \quad (7)$$

The characteristic equation of (7) is given by

$$(\lambda + \alpha_h)(\lambda + \alpha_v)(\lambda + \alpha_h + \omega_h)[\lambda^2 + (k + \alpha_v)\lambda + \alpha_v k(1 - R_0^2)] = 0$$

where  $k = \gamma_h + \rho_h + \alpha_h$ . The eigenvalues of (7) are

$$\lambda_1 = -\alpha_h < 0,$$

$$\lambda_2 = -\alpha_v < 0,$$

$$\lambda_3 = -(\alpha_h + \omega) < 0$$

$$\lambda_4 = \frac{-(k + \alpha_v) - \sqrt{(k + \alpha_v)^2 - 4\alpha_v k(1 - R_0^2)}}{2} < 0$$

$$\lambda_5 = \frac{-(k + \alpha_v) + \sqrt{(k + \alpha_v)^2 - 4\alpha_v k(1 - R_0^2)}}{2} < 0 \text{ for } R_0 < 1$$

Hence the result follows.  $\square$

**Theorem 4.** *If  $R_0^2 < \Delta$ , the disease free equilibrium ( $E_0$ ) of the system (1) is globally asymptotically stable, where*

$$\Delta = \frac{\beta_h \beta_v \rho_h \Lambda_v}{\alpha_v^2 \Lambda_h (\gamma_h + \rho_h + \alpha_h)}.$$

*Proof.* To establish the global stability of the DFE ( $E_0$ ), let

$$R_1 = 1 - \frac{\beta_h \beta_v \rho_h \frac{\Lambda_v}{\alpha_v}}{\alpha_v \frac{\Lambda_h}{\alpha_h + \rho_h} (\gamma_h + \rho_h + \alpha_h)}.$$

We notice that  $R_1 = R_0^2 + 1 - \Delta$ , thus  $R_1 < 1$  is equivalent to  $R_0^2 < \Delta$ . Since

$$\frac{dN_h}{dt} = \Lambda_h - \alpha_h N_h - \rho_h I_h \geq \Lambda_h - (\alpha_h + \rho_h) N_h,$$

105 we have

$$N_h \geq \frac{\Lambda_h}{\alpha_h + \rho_h}.$$



Now we choose the following Lyapunov function

$$L(I_h, I_v) = \frac{\alpha_v}{\beta_h} I_h + I_v.$$

Differentiating the Lyapunov function with respect to  $t$ , we obtain

$$\begin{aligned} \frac{dL}{dt} &= \frac{\alpha_v}{\beta_h} \frac{dI_h}{dt} + \frac{dI_v}{dt} \\ &= \frac{\alpha_v}{\beta_h} \left( \frac{\beta_h S_h I_v}{N_h} - (\gamma_h + \rho_h + \alpha_h) I_h \right) + \frac{\beta_v S_v I_h}{N_h} - \alpha_v I_v \\ &= \alpha_v \frac{S_h I_v}{N_h} - \frac{\alpha_v}{\beta_h} (\gamma_h + \rho_h + \alpha_h) I_h + \frac{\beta_v S_v I_h}{N_h} - \alpha_v I_v \\ &= \left( \beta_v \frac{S_v}{N_h} - \frac{\alpha_v}{\beta_h} (\gamma_h + \rho_h + \alpha_h) \right) I_h - \alpha_v \left( 1 - \frac{S_h}{N_h} \right) I_v \\ &\leq \left( \beta_v \frac{\Lambda_v / \alpha_v}{\Lambda_h / (\alpha_h + \rho_h)} - \frac{\alpha_v}{\beta_h} (\gamma_h + \rho_h + \alpha_h) \right) I_h \\ &= \frac{\beta_h}{\alpha_v (\gamma_h + \rho_h + \alpha_h)} (R_1^2 - 1) I_h. \end{aligned}$$

Thus we have established that  $\frac{dL}{dt} < 0$  if  $R_1 < 1$  and  $\frac{dL}{dt} = 0$  if and only if  $I_h = 0$ ,  $I_v = 0$ . Therefore, the largest compact invariant set in

$$\left\{ (S_h, I_h, R_h, S_v, I_v) \in \Omega : \frac{dL}{dt} = 0 \right\},$$

is the singleton set  $\{E_0\}$  in  $\Omega$ . From LaSalle's invariant principle [21], every  
110 solution that starts in the region  $\Omega$  approaches  $E_0$  as  $t \rightarrow \infty$  and hence, the DFE  $E_0$  is globally asymptotically stable for  $R_0^2 < \Delta$  in  $\Omega$ .  $\square$

### 3.3. Existence and Stability of Endemic Equilibrium Point

Endemic equilibrium point (EEP) is a steady state solution where the disease persists in the population. The EEP of (1) is given by  $E_* = (S_h^*, I_h^*, R_h^*, S_v^*, I_v^*)$  where

$$\begin{aligned} S_h^* &= \frac{\alpha_v \Lambda_h + \alpha_h \beta_v I_h^*}{\alpha_h \alpha_v R_0^2}, \quad R_h^* = \frac{\gamma_h}{\alpha_h + \omega_h} I_h^*, \quad S_v^* = \frac{\Lambda_v N_h}{\alpha_v N_h + \beta_v I_h^*}, \\ I_v^* &= \frac{\beta_v \Lambda_v I_h^*}{\alpha_v (\alpha_v N_h + \beta_v I_h^*)}, \end{aligned}$$

and  $I_h^*$  is obtained by solving the equation

$$A(I_h^*)^2 + BI_h^* + C = 0, \tag{8}$$

where

$$\begin{aligned}
A &= \alpha_h \alpha_v \beta_h \gamma_h \omega_h R_0^2 N_h - \alpha_h \alpha_v \beta_h \beta_v R_{0v} - \alpha_h^2 \alpha_v \beta_v (\alpha_h + \omega_h) N_h^2, \\
B &= \alpha_h \alpha_v \beta_h \Lambda_h (\alpha_h + \omega_h) R_0^2 N_h + \alpha_h \alpha_v^2 \gamma_h \omega_h R_0^2 N_h^2 \\
&\quad - \alpha_h \alpha_v \beta_h \Lambda_h (\alpha_h + \omega_h) N_h - \alpha_h^2 \alpha_v \beta_v (\alpha_h + \omega_h) N_h^2 - \alpha_v^2 \beta_h \Lambda_h R_{0v}, \\
C &= \alpha_h \alpha_v^2 \Lambda_h (\alpha_h + \omega_h) N_h^2 (1 - R_0^2).
\end{aligned} \tag{9}$$

From (9) it follows that  $C > 0$  whenever  $R_0 > 1$ . Thus, the number of possible positive real roots for (8) depends on the signs of  $A$  and  $B$ . This can be analyzed using the Descartes' Rule of Signs on the quadratic function

$$f(I_h^*) = A(I_h^*)^2 + BI_h^* + C.$$

The different possibilities for the roots  $f(I_h^*)$  are tabulated in Table 3.

Table 3: Number of possible positive real roots of  $f(I_h^*)$  for  $R_0 < 1$  and  $R_0 > 1$ .

Cases	A	B	C	$R_0$	N <sup>o</sup> of sign changes	N <sup>o</sup> of positive real roots
1	+	+	+	$> 1$	0	0
2	+	+	-	$< 1$	1	1
3	+	-	+	$> 1$	2	2
4	+	-	-	$< 1$	1	1
5	-	+	+	$> 1$	1	1
6	-	+	-	$< 1$	2	2
7	-	-	+	$> 1$	1	1
8	-	-	-	$< 1$	0	0

115 Hence, we have established the following result

**Theorem 5.** *The system (1) has a unique endemic equilibrium point where one of the cases 2, 4, 5 and 7 in Table 3 are satisfied.*

The existence of multiple endemic equilibrium point when  $R_0 < 1$  is shown in Table 3 which suggests the possibility of backward bifurcation [22], where the  
120 stable DFE coexists with a stable endemic equilibrium, when the reproduction

number is less than unity. Thus, the occurrence of a backward bifurcation has an important implications for epidemiological control measures, since an epidemic may persist at steady state even if  $R_0 < 1$ . This will be explored in the next section.

### 125 3.4. Existence of Backward Bifurcation

We shall use the following theorem in [23], to show that the system (1) exhibits backward bifurcation at  $R_0 = 1$ .

**Theorem 6** (Castillo-Chavez, Song). *Consider the following general system of ordinary differential equations with a parameter  $\phi$*

$$\frac{dx}{dt} = f(x, \phi), \quad f : \mathbb{R}^n \times \mathbb{R} \rightarrow \mathbb{R} \text{ and } f \in \mathcal{C}^2(\mathbb{R}^n \times \mathbb{R}). \quad (10)$$

*Without loss of generality, it is assumed that 0 is an equilibrium for system (10) for all values of the parameter  $\phi$ , (that is  $f(0, \phi) \equiv 0$ ). Assume*

130 **(A1)**  *$A = D_x f(0, 0) = \left( \frac{\partial f_i}{\partial x_j}(0, 0) \right)$  is the linearized matrix of system (10) around the equilibrium 0 with  $\phi$  evaluated at 0. Zero is a simple eigenvalue of  $A$  and all other eigenvalues of  $A$  have negative real parts;*

**(A2)** *Matrix  $A$  has a non-negative right eigenvector  $w$  and a left eigenvector  $v$  corresponding to the zero eigenvalue. Let  $f_k$  be the  $k^{\text{th}}$  component of  $f$*   
135 *and*

$$\begin{aligned} a &= \sum_{k,i,j=1}^n v_k w_i w_j \frac{\partial^2 f_k}{\partial x_i \partial x_j}(0, 0), \\ b &= \sum_{i,k=1}^n v_k w_i \frac{\partial^2 f_k}{\partial x_i \partial \phi}(0, 0). \end{aligned} \quad (11)$$

*The local dynamics of system (10) around 0 are totally determined by  $a$  and  $b$ . Particularly, if  $a > 0$  and  $b > 0$ , then a backward bifurcation occurs at  $\phi = 0$ .*

To apply the above result, the following simplification and change of variables are made on the system (1). Let  $S_h = x_1, I_h = x_2, R_h = x_3, S_v = x_4$  and  
140  $I_v = x_5$ . So,  $N_h = x_1 + x_2 + x_3$  and  $N_v = x_1 + x_2$ . Moreover, by using vector

notation  $x = (x_1, x_2, x_3, x_4, x_5)^T$ , the system (1) can be written in the form  $\frac{dx}{dt} = (f_1, f_2, f_3, f_4, f_5)^T$  as follows

$$\begin{aligned}
\frac{dx_1}{dt} &= f_1 = \Lambda_h - \frac{\beta_h x_1 x_5}{x_1 + x_2 + x_3} + \omega_h x_3 - \alpha_h x_1, \\
\frac{dx_2}{dt} &= f_2 = \frac{\beta_h x_1 x_5}{x_1 + x_2 + x_3} - (\gamma_h + \rho_h + \alpha_h) x_2, \\
\frac{dx_3}{dt} &= f_3 = \gamma_h x_2 - \omega_h x_3 - \alpha_h x_3, \\
\frac{dx_4}{dt} &= f_4 = \Lambda_v - \frac{\beta_v x_4 x_2}{x_1 + x_2 + x_3} - \alpha_v x_4, \\
\frac{dx_5}{dt} &= f_5 = \frac{\beta_v x_4 x_2}{x_1 + x_2 + x_3} - \alpha_v x_5,
\end{aligned} \tag{12}$$

Choose  $\beta_h = \beta_h^*$  as a bifurcation parameter. Solving for  $\beta_h^*$  from  $R_0 = 1$  gives

$$\beta_h^* = \frac{\Lambda_h \alpha_v^2 (\gamma_h + \rho_h + \alpha_h)}{\beta_v \Lambda_v \alpha_h},$$

The Jacobian matrix of the system (12) evaluated at the disease free equilibrium  $E_0$  with  $\beta_h = \beta_h^*$  is given by

$$J_* = \begin{pmatrix} -\alpha_h & 0 & \omega_h & 0 & -\beta_h \\ 0 & -k & 0 & 0 & \beta_h \\ 0 & \gamma_h & -(\alpha_h + \omega_h) & 0 & 0 \\ 0 & -d & 0 & -\alpha_v & 0 \\ 0 & d & 0 & 0 & -\alpha_v \end{pmatrix},$$

where  $k = \gamma_h + \rho_h + \alpha_h$  and  $d = (\beta_v \Lambda_v \alpha_h) / (\alpha_v \Lambda_h)$ .

The Jacobian  $J_*$  of the linearized system has a simple zero eigenvalue with all other eigenvalues having negative real part. For the case when  $R_0 = 1$ , using the technique in Castillo-Chavez and Song [23], it can be shown that the matrix  $J_*$  has a right eigenvector (corresponding to the zero eigenvalue), given by  $w = [w_1 \ w_2 \ w_3 \ w_4 \ w_5]^T$ , where

$$\begin{aligned}
w_1 &= -\frac{\alpha_h^2 + (\gamma_h + \omega_h + \rho_h)\alpha_h + \omega_h \rho_h}{\gamma_h \alpha_h} w_3, & w_2 &= \frac{\omega_h + \alpha_h}{\gamma_h} w_3, & w_3 &= w_3 > 0, \\
w_4 &= -\frac{\alpha_h \beta_h \Lambda_v (\omega_h + \alpha_h)}{\gamma_h \alpha_v^2 \Lambda_h} w_3, & w_5 &= \frac{\alpha_h \beta_h \Lambda_v (\omega_h + \alpha_h)}{\gamma_h \alpha_v^2 \Lambda_h} w_3.
\end{aligned}$$

Similarly, the components of the left eigenvector of  $J_*$  (corresponding to the  
145 zero eigenvalue), denoted by  $v = [v_1 \ v_2 \ v_3 \ v_4 \ v_5]$ , are given by

$$v_1 = v_3 = v_4 = 0, \quad v_2 = v_2 > 0, \quad v_5 = \frac{\Lambda_h \alpha_v (\gamma_h + \rho_h + \alpha_h)}{\beta_v \Lambda_v \alpha_h} v_2.$$

*Computation of  $a$*

By computing the second-order partial derivatives at the disease free equilibrium point we have

$$\begin{aligned} \frac{\partial^2 f_2}{\partial x_1 \partial x_j} &= 0, \quad \text{for } j = 1, 2, 3, 4, 5 \\ \frac{\partial^2 f_2}{\partial x_2 \partial x_j} &= 0, \quad \text{for } j = 1, 2, 3, 4 \\ \frac{\partial^2 f_2}{\partial x_3 \partial x_j} &= 0, \quad \text{for } j = 1, 2, 3, 4 \\ \frac{\partial^2 f_2}{\partial x_4 \partial x_j} &= 0, \quad \text{for } j = 1, 2, 3, 4, 5 \\ \frac{\partial^2 f_2}{\partial x_5 \partial x_j} &= 0, \quad \text{for } j = 1, 4, 5 \end{aligned}$$

where as

$$\begin{aligned} \frac{\partial^2 f_2}{\partial x_2 \partial x_5} &= \frac{\partial^2 f_2}{\partial x_5 \partial x_2} = -\frac{\beta_h \alpha_h}{\Lambda_h}, \\ \frac{\partial^2 f_2}{\partial x_3 \partial x_5} &= \frac{\partial^2 f_2}{\partial x_5 \partial x_3} = -\frac{\beta_h \alpha_h}{\Lambda_h}. \end{aligned}$$

Similarly,

$$\begin{aligned} \frac{\partial^2 f_5}{\partial x_1 \partial x_j} &= 0, \quad \text{for } j = 1, 3, 4, 5 \\ \frac{\partial^2 f_5}{\partial x_2 \partial x_j} &= 0, \quad \text{for } j = 5 \\ \frac{\partial^2 f_5}{\partial x_3 \partial x_j} &= 0, \quad \text{for } j = 1, 3, 4, 5 \\ \frac{\partial^2 f_5}{\partial x_4 \partial x_j} &= 0, \quad \text{for } j = 1, 3, 4, 5 \\ \frac{\partial^2 f_5}{\partial x_5 \partial x_j} &= 0, \quad \text{for } j = 1, 2, 3, 4, 5 \end{aligned}$$

while

$$\begin{aligned}\frac{\partial^2 f_5}{\partial x_1 \partial x_2} &= \frac{\partial^2 f_5}{\partial x_2 \partial x_1} = -\frac{\beta_v \Lambda_v \alpha_h^2}{\alpha_v \Lambda_h^2} = \frac{\partial^2 f_5}{\partial x_2 \partial x_3} = \frac{\partial^2 f_5}{\partial x_3 \partial x_2}, \\ \frac{\partial^2 f_5}{\partial x_2^2} &= -\frac{2\beta_v \Lambda_v \alpha_h^2}{\alpha_v \Lambda_h^2}, \quad \frac{\partial^2 f_5}{\partial x_2 \partial x_4} = \frac{\partial^2 f_5}{\partial x_4 \partial x_2} = \frac{\beta_v \alpha_h}{\Lambda_h}.\end{aligned}$$

Then

$$\begin{aligned}a &= v_2 \sum_{i,j=1}^5 w_i w_j \frac{\partial^2 f_2}{\partial x_i \partial x_j}(0,0) + v_5 \sum_{i,j=1}^5 w_i w_j \frac{\partial^2 f_5}{\partial x_i \partial x_j}(0,0) \\ &= 2v_2 \left( -w_2 w_5 \frac{\beta_h \alpha_h}{\Lambda_h} - w_3 w_5 \frac{\beta_h \alpha_h}{\Lambda_h} \right) \\ &\quad + 2v_5 \left( -w_1 w_2 \frac{\beta_v \Lambda_v \alpha_h^2}{\alpha_v \Lambda_h^2} - w_2^2 \frac{2\beta_v \Lambda_v \alpha_h^2}{\alpha_v \Lambda_h^2} - w_2 w_3 \frac{\beta_v \Lambda_v \alpha_h^2}{\alpha_v \Lambda_h^2} + w_2 w_4 \frac{\beta_v \alpha_h}{\Lambda_h} \right) \\ &= \frac{2(\gamma_h + \rho_h + \alpha_h)(\alpha_h^2 + (\gamma_h + \omega_h + \rho_h)\alpha_h + \omega_h \rho_h)(\omega_h + \alpha_h)v_2 w_3^2}{\Lambda_h \gamma_h^2} \\ &\quad - \frac{4\alpha_h(\gamma_h + \rho_h + \alpha_h)(\omega_h + \alpha_h)^2 v_2 w_3^2}{\Lambda_h \gamma_h^2} - \frac{2\alpha_h(\omega_h + \alpha_h)(\gamma_h + \rho_h + \alpha_h)v_2 w_3^2}{\Lambda_h \gamma_h} \\ &\quad - \frac{2\alpha_h \alpha_v \beta_h (\gamma_h + \rho_h + \alpha_h)(\omega_h + \alpha_h)^2 v_2 w_3^2}{\gamma_h^2} \\ &= \frac{2(\gamma_h + \rho_h + \alpha_h)(\omega_h + \alpha_h)}{\gamma_h} \left[ \frac{\alpha_h^2 + (\gamma_h + \omega_h + \rho_h)\alpha_h + \omega_h \rho_h}{\Lambda_h \gamma_h} - \frac{2\alpha_h(\omega_h + \alpha_h)}{\Lambda_h \gamma_h} - \frac{\alpha_h}{\Lambda_h} \right. \\ &\quad \left. - \frac{\alpha_h \alpha_v \beta_h (\omega_h + \alpha_h)}{\gamma_h} \right] v_2 w_3^2 \\ &= \frac{2(\alpha_v(\gamma_h + \rho_h + \alpha_h)(\omega_h + \alpha_h))^2}{\gamma_h^2 \beta_h \beta_v \alpha_h \Lambda_v} \left[ \frac{\beta_v \Lambda_v \rho_h}{\Lambda_h^2 \alpha_v^3 (\gamma_h + \rho_h + \alpha_h)} - R_0^2 \right] v_2 w_3^2.\end{aligned}$$

*Computation of b*

To compute  $b$  we need to find the second order derivatives of  $f_2$  and  $f_5$  with respect to  $x_i$  and  $\beta_h$  at the disease free equilibrium point. Direct computation shows

$$\begin{aligned}\frac{\partial^2 f_2}{\partial x_i \partial \beta_h} &= 0, \quad \text{for } i = 1, 2, 3, 4 \\ \frac{\partial^2 f_5}{\partial x_i \partial \beta_h} &= 0, \quad \text{for } i = 1, 2, 3, 4, 5,\end{aligned}$$

and

$$\frac{\partial^2 f_2}{\partial x_5 \partial \beta_h} = \beta_h.$$

$$b = \sum_{i,k=1}^5 v_k w_i \frac{\partial^2 f_k}{\partial x_i \partial \beta_h}(0, 0) = \beta_h v_2 w_5 > 0.$$

Since  $b$  is positive, it follows that the sign of  $a$  determines the local dynamics  
 150 around the disease free equilibrium for  $\beta_h = \beta_h^*$ . Based on Theorem 6, system  
 (1) will undergo backward bifurcation. Hence the following result holds.

**Theorem 7.** *The malaria model (1) exhibits backward bifurcation at  $R_0 = 1$  whenever  $a$  is positive.*

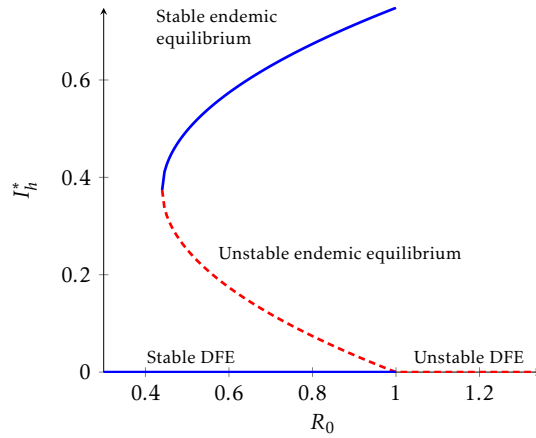


Figure 2: Backward bifurcation phenomenon

The following parameter values were used to simulate the bifurcation dia-  
 155 gram  $\Lambda_h = 7, \Lambda_v = 0.071, \alpha_h = 0.23, \alpha_v = 0.54, \beta_v = 0.82, \gamma_h = 0.143, \rho_h =$   
 $0.27, \omega_h = 0.011$ . It is important to note that these parameter values were used  
 for illustrative purpose only, and may not be realistic epidemiologically.

Notice that  $a > 0 \Leftrightarrow R_0 < \sqrt{M}$  where  $M = \frac{\beta_v \Lambda_v \rho_h}{\Lambda_h^2 \alpha_v^3 (\gamma_h + \rho_h + \alpha_h)}$ . Moreover,  
 $M = 1$  gives

$$\rho_h = \frac{\Lambda_h^2 \alpha_v^3 (\gamma_h + \alpha_h)}{\beta_v \Lambda_v - \Lambda_h^2 \alpha_v^3} := \rho_h^*.$$

160 Hence, if the disease induced death rate satisfies  $0 \leq \rho_h \leq \rho_h^*$ , then the disease  
 can be eradicated provided that  $R_0 < 1$ .

#### 4. Numerical Simulations and Result

In this section we present a numerical simulations of the model which is carried out using a fourth order Rung-Kutta scheme in Matlab ode45. The values of the parameter used in the model are given in Table 4.

Table 4: Parameter values

Parameter	Values	Reference
$\Lambda_h$	2.5	[24]
$\beta_h$	0.01	[14]
$\alpha_h$	0.05	[4]
$\rho_h$	0.0001	Assumed
$\gamma_h$	0.9	[15]
$\Lambda_v$	500	[24]
$\beta_v$	0.005	[14]
$\alpha_v$	0.06	[4]
$\omega_h$	0.9	Assumed

165

The initial conditions  $S_h(0) = 19413000$ ,  $I_h(0) = 3797000$ ,  $R_h(0) = 3790000$ ,  $S_v(0) = 16800000$ ,  $I_v(0) = 38200000$  were used for the simulations. In Figure 3, the fractions of the populations,  $S_h, I_h$  and  $R_h$  are plotted versus time. The susceptible populations will initially decreases with time and then increases and the fractions of infected human populations decrease. The reproduction number is below one and the disease-free equilibrium point  $E_0 = (\Lambda_h/\alpha_h, 0, 0)$  is stable. The susceptible and infected mosquito population decreases over time as shown in Figure 4.

170

#### 5. Discussion

In this paper, a deterministic mathematical model for malaria transmission has been presented. It was showed that there exists a domain in which the model is mathematically and epidemiologically well posed. The next generation matrix was used to derive the basic reproduction number  $R_0$ , which is the

175



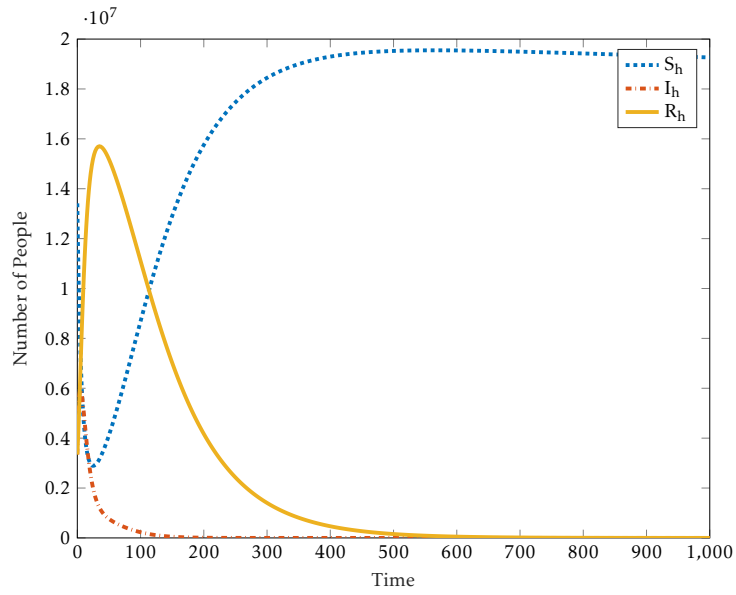


Figure 3: Simulations of the model (1) for susceptible, infected and recovered human population which shows the local stability of the disease free equilibrium.

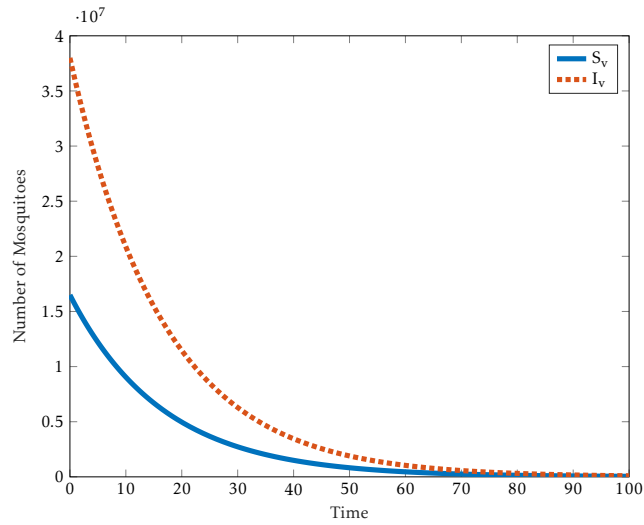


Figure 4: Simulations of the model (1) for susceptible and infected mosquito population which shows the local stability of the disease free equilibrium.

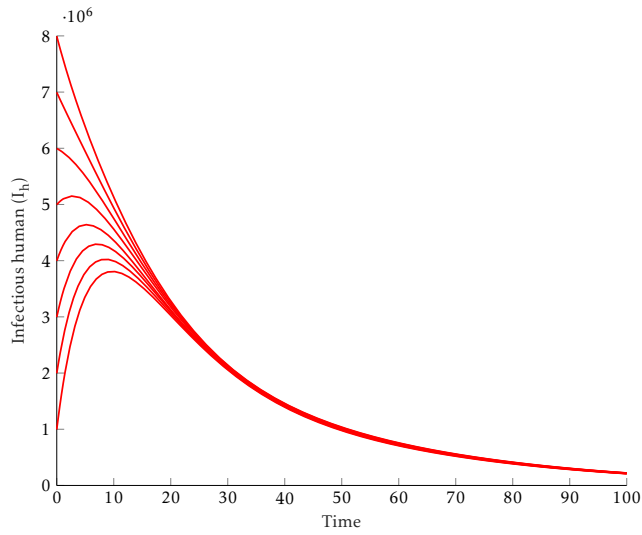


Figure 5: Time series plot of the model (1) with different initial conditions which shows the global stability of the disease free equilibrium.

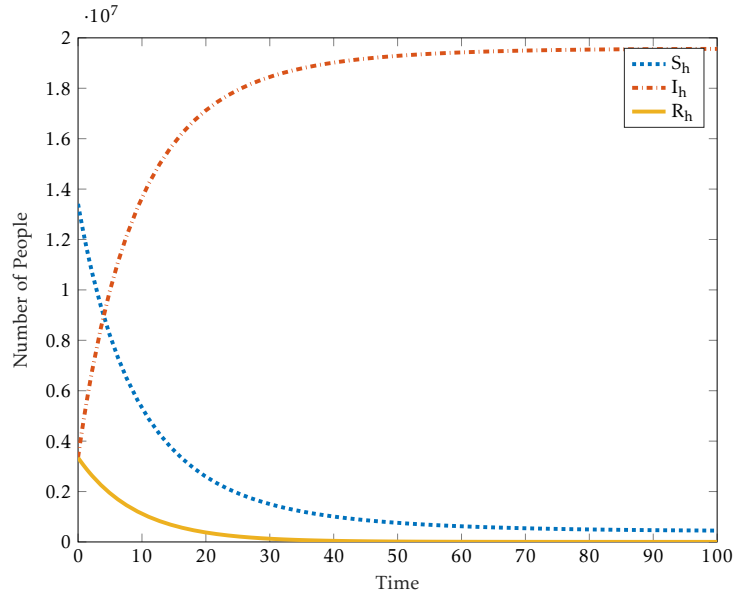


Figure 6: Simulations of the model (1) for  $R_0 = 47.6631$  with parameter values  $\Lambda_h = 0.000091, \Lambda_v = 0.071, \beta_h = 0.0714285, \beta_v = 0.09091, \gamma_h = 0.000014285, \alpha_h = 0.00004278, \alpha_v = 0.04, \rho_h = 0.0000027, \omega_h = 0.109$

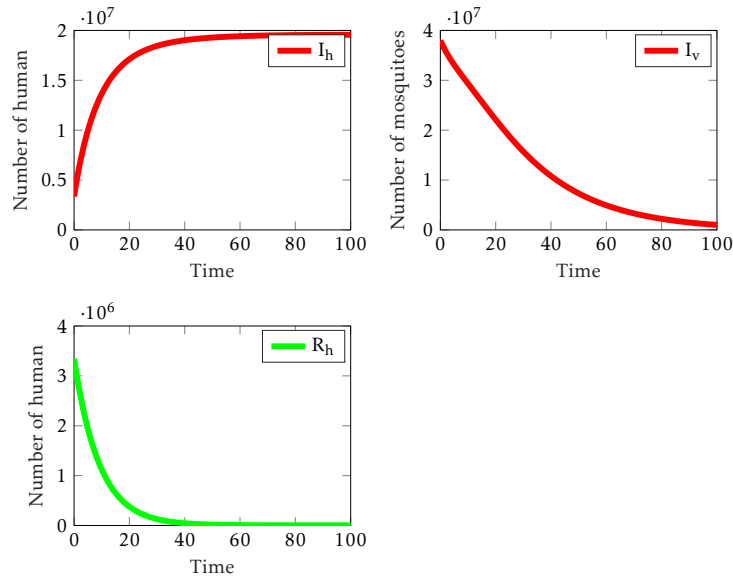


Figure 7: Simulations of the model (1) for  $R_0 = 47.6631$  showing infected human, infected mosquito and recovered human.

average number of new cases that one infected case will generate. The disease  
 180 free equilibrium of the model was proved to be locally asymptotically stable  
 whenever  $R_0$  is less than unity. It is also showed that the disease free equilibrium  
 is globally asymptotically stable provided that the basic reproduction number is  
 less than some threshold. The unique endemic equilibrium point was shown to  
 exist under certain conditions. The possibility of multiple endemic equilibrium  
 185 point was discussed. It was shown that the model undergo backward bifurcation  
 phenomenon. The stable disease free equilibrium coexist with the stable endemic  
 equilibrium. Bringing the disease (malaria) induced death rate below some  
 threshold was shown to be sufficient to eliminate backward bifurcation. Thus  
 along with treated bed nets, and insecticides that would reduce the mosquito  
 190 population there is a need for effective drug and efficient treatment which reduce  
 the number of malaria induced death rate.

## References

## References

- [1] W.H.O., Malaria report, <http://www.who.int/malaria/publications/world-malaria-report-2015/report/en/> (2015).  
195
- [2] R. Ross, The prevention of malaria, John Murray; London, 1911.
- [3] R. M. Anderson, R. M. May, B. Anderson, Infectious diseases of humans: dynamics and control, Vol. 28, Wiley Online Library, 1992.
- [4] G. Macdonald, et al., The epidemiology and control of malaria., The Epidemiology and Control of Malaria.  
200
- [5] J. L. Aron, R. M. May, The population dynamics of malaria, in: The population dynamics of infectious diseases: theory and applications, Springer, 1982, pp. 139–179.
- [6] K. Dietz, Mathematical models for transmission and control of malaria, Principles and Practice of Malariology (1988) 1091–1133.  
205
- [7] J. L. Aron, Mathematical modelling of immunity to malaria, Mathematical Biosciences 90 (1-2) (1988) 385–396.
- [8] J. A. Filipe, E. M. Riley, C. J. Drakeley, C. J. Sutherland, A. C. Ghani, Determination of the processes driving the acquisition of immunity to malaria using a mathematical transmission model, PLoS Comput Biol 3 (12) (2007) e255.  
210
- [9] S. Gupta, J. Swinton, R. M. Anderson, Theoretical studies of the effects of heterogeneity in the parasite population on the transmission dynamics of malaria, Proceedings of the Royal Society of London B: Biological Sciences 256 (1347) (1994) 231–238.  
215
- [10] S. Gupta, A. V. Hill, Dynamic interactions in malaria: host heterogeneity meets parasite polymorphism, Proceedings of the Royal Society of London B: Biological Sciences 261 (1362) (1995) 271–277.

- [11] G. Hasibeder, C. Dye, Population dynamics of mosquito-borne disease: persistence in a completely heterogeneous environment, *Theoretical population biology* 33 (1) (1988) 31–53.
- [12] D. J. Rodríguez, L. Torres-Sorando, Models of infectious diseases in spatially heterogeneous environments, *Bulletin of Mathematical Biology* 63 (3) (2001) 547–571.
- [13] L. Torres-Sorando, D. J. Rodríguez, Models of spatio-temporal dynamics in malaria, *Ecological modelling* 104 (2) (1997) 231–240.
- [14] H. Yang, H. Wei, X. Li, Global stability of an epidemic model for vector-borne disease, *Journal of Systems Science and Complexity* 23 (2) (2010) 279–292.
- [15] A. A. Gebremeskel, H. E. Krogstad, Mathematical modelling of endemic malaria transmission, *American Journal of Applied Mathematics* 3 (2) (2015) 36–46.
- [16] M. Martcheva, *Introduction to Mathematical Epidemiology*, Vol. 61, Springer, 2015.
- [17] K. E. Nelson, C. Williams, *Infectious disease epidemiology*, Jones & Bartlett Publishers, 2013.
- [18] D. Addo, *Mathematical model for the control of malaria*, Ph.D. thesis, University Of Cape Coast (2009).
- [19] J. Heffernan, R. Smith, L. Wahl, Perspectives on the basic reproductive ratio, *Journal of the Royal Society Interface* 2 (4) (2005) 281–293.
- [20] P. Van den Driessche, J. Watmough, Reproduction numbers and sub-threshold endemic equilibria for compartmental models of disease transmission, *Mathematical biosciences* 180 (1) (2002) 29–48.
- [21] H. Khalil, *Nonlinear Systems*, Prentice Hall, 2002.

- 245 [22] A. Gumel, Causes of backward bifurcations in some epidemiological models, *Journal of Mathematical Analysis and Applications* 395 (1) (2012) 355–365.
- [23] C. Castillo-Chavez, B. Song, Dynamical models of tuberculosis and their applications, *Mathematical biosciences and engineering* 1 (2) (2004) 361–404.
- 250 [24] A. A. Lashari, G. Zaman, Global dynamics of vector-borne diseases with horizontal transmission in host population, *Computers & Mathematics with Applications* 61 (4) (2011) 745–754.