

Optical Costas loop: pull-in range estimation and hidden oscillations

Kuznetsov N. V. ^{*,**} Leonov G. A. ^{*,***} Seledzhi S. M. ^{*}
Yuldashev M. V. ^{*} Yuldashev R. V. ^{*}

^{*} Faculty of Mathematics and Mechanics, Saint-Petersburg State University, Russia

^{**} Dept. of Mathematical Information Technology, University of Jyväskylä, Finland

^{***} Institute for Problems in Mechanical Engineering of the Russian Academy of Sciences, Russia

Abstract: In this work we consider a mathematical model of the optical Costas loop. The pull-in range of the model is estimated by analytical and numerical methods. Difficulties of numerical analysis, related to the existence of so-called hidden oscillations in the phase space, are discussed.

Keywords: Optical Costas loop, nonlinear model, simulation, hidden oscillation, global stability, Lyapunov function, pull-in range.

1. INTRODUCTION

The Costas loop is a special modification of the phase-locked loop, which is widely used in telecommunication for the data demodulation and carrier recovery. The optical Costas loop is used in intersatellite communication, see e.g. European Data Relay System (EDRS) [Rosenkranz and Schaefer, 2016; Schaefer et al., 2015; Heine et al., 2014]. In the optical intersatellite communication the lasers are used instead of radio signals for the data transmission between satellites. Both lasers, used in the transmitter and the receiver, have a frequency mismatch due to the Doppler shift, natural frequency drift, and phase noise. The optical Costas loop adjusts the frequency and phase of the receiver to the incoming signal, which allows one to demodulate received data. Operating principles of this circuit are similar to those of conventional Costas loop circuit (homodyne detection).

In Section 2 a mathematical model of the optical Costas loop is derived. In Section 3 the pull-in range of the optical Costas loop with active proportional-integral (PI) and lead-lag filters are discussed.

2. MATHEMATICAL MODEL OF OPTICAL COSTAS LOOP

Consider a nonlinear mathematical model of the optical Costas loop model in the signal space (see, e.g. [Schaefer and Rosenkranz, 2015])

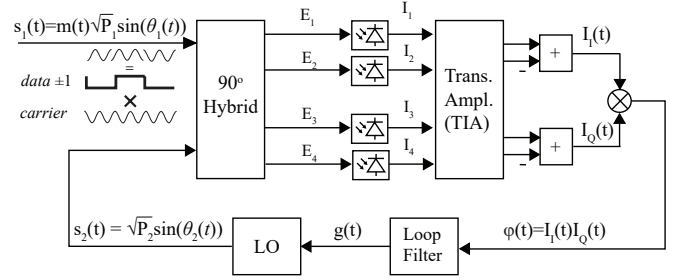


Fig. 1. Optical BPSK Costas loop in the signal space

The input signal is a BPSK signal, which is the product of the transferred data $m(t) = \pm 1$ and the harmonic high frequency carrier $\sqrt{P_1} \sin(\theta_1(t))$ ($\omega_1(t) = \dot{\theta}_1(t)$ is the carrier frequency). A local oscillator (LO - voltage-controlled oscillator VCO) signal is sinusoidal signal $\sqrt{P_2} \sin(\theta_2(t))$ with the frequency $\omega_2(t) = \dot{\theta}_2(t)$. The block 90° Hybrid combines inputs shifting phases by 90° as follows:

$$\begin{aligned} E_1 &= \frac{1}{2} m(t) \sqrt{P_1} \cos(\theta_1(t)) + \frac{1}{2} \sqrt{P_2} \cos(\theta_2(t)), \\ E_2 &= \frac{1}{2} m(t) \sqrt{P_1} \cos(\theta_1(t)) - \frac{1}{2} \sqrt{P_2} \cos(\theta_2(t)), \\ E_3 &= \frac{1}{2} m(t) \sqrt{P_1} \cos(\theta_1(t)) + \frac{1}{2} \sqrt{P_2} \cos(\theta_2(t) + \frac{\pi}{2}), \\ E_4 &= \frac{1}{2} m(t) \sqrt{P_1} \cos(\theta_1(t)) - \frac{1}{2} \sqrt{P_2} \cos(\theta_2(t) + \frac{\pi}{2}). \end{aligned} \quad (1)$$

Four outputs of the receivers are the following

$$\begin{aligned}
I_1(t) &= \frac{R}{8} (P_1 + P_2 + 2m(t)\sqrt{P_1 P_2} \cos(\theta_1(t) - \theta_2(t))), \\
I_2(t) &= \frac{R}{8} (P_1 + P_2 - 2m(t)\sqrt{P_1 P_2} \cos(\theta_1(t) - \theta_2(t))), \\
I_3(t) &= \frac{R}{8} (P_1 + P_2 + 2m(t)\sqrt{P_1 P_2} \cos(\theta_1(t) - \theta_2(t) - \frac{\pi}{2})), \\
I_4(t) &= \frac{R}{8} (P_1 + P_2 - 2m(t)\sqrt{P_1 P_2} \cos(\theta_1(t) - \theta_2(t) - \frac{\pi}{2})).
\end{aligned} \tag{2}$$

The block TIA multiplies its inputs by certain factor A and then subtracts two pairs of signals:

$$\begin{aligned}
I_I(t) &= AI_1(t) - AI_2(t) \\
&= \frac{m(t)RA\sqrt{P_1 P_2}}{2} \cos(\theta_1(t) - \theta_2(t)), \\
I_Q(t) &= AI_3(t) - AI_4(t) \\
&= \frac{m(t)RA\sqrt{P_1 P_2}}{2} \cos(\theta_1(t) - \theta_2(t) - \frac{\pi}{2}).
\end{aligned} \tag{3}$$

After multiplication the loop filter input becomes

$$\begin{aligned}
\varphi(t) &= I_I(t)I_Q(t) = \\
&= \frac{R^2 A^2 P_1 P_2}{4} \cos(\theta_1(t) - \theta_2(t)) \sin(\theta_1(t) - \theta_2(t)) \\
&= \frac{R^2 A^2 P_1 P_2}{8} \sin(2\theta_1(t) - 2\theta_2(t)).
\end{aligned} \tag{4}$$

It should be noted that unlike the classical PLL circuit the filter input of the considered model (see (4)) depends on the difference of the phases only (see also two-phase phase-locked loop model in [Best et al., 2014, 2016]). This allows one to derive a mathematical model of the optical Costas loop in a signal's phase space without additional engineering assumption on the complete filtration of high-frequency signal component [Leonov et al., 2015b; Best et al., 2015].

The relation between the input $\varphi(t)$ and the output $g(t)$ of the filter is as follows

$$\dot{x} = Ax + b\varphi(t), \quad g(t) = c^*x + h\varphi(t), \tag{5}$$

where A is a constant $n \times n$ matrix, the vector $x(t) \in \mathbb{R}^n$ is a filter state, b, c are constant vectors, and $x(0)$ is initial state of the filter. The control signal $g(t)$ is used to adjust the VCO frequency to the frequency of input carrier signal:

$$\dot{\theta}_2(t) = \omega_2(t) = \omega_2^{\text{free}} + K_{\text{VCO}}g(t). \tag{6}$$

Here ω_2^{free} is a free-running frequency of the VCO and K_{VCO} is the VCO gain. Similarly, various nonlinear models of the VCO can be considered (see, e.g., [Bianchi et al., 2016a]). Note that the initial VCO frequency (at $t = 0$) has the form

$$\omega_2(0) = \omega_2^{\text{free}} + K_{\text{VCO}}\alpha_0(0) + K_{\text{VCO}}h\varphi(\theta_1(0) - \theta_2(0)). \tag{7}$$

Let $\theta_\Delta = \theta_1 - \theta_2$. If the frequency of the input carrier is constant:

$$\dot{\theta}_1(t) = \omega_1(t) \equiv \omega_1, \tag{8}$$

then equations (5)-(6) give the following mathematical model of the optical Costas loop in the signal's phase space:

$$\begin{aligned}
\dot{x} &= Ax + b\varphi(\theta_\Delta), \\
\dot{\theta}_\Delta &= \omega_\Delta^{\text{free}} - K_{\text{VCO}}c^*x - h\varphi(\theta_\Delta),
\end{aligned} \tag{9}$$

where $|\omega_\Delta^{\text{free}}| = |\omega_1 - \omega_2^{\text{free}}|$ is called a frequency deviation. This model corresponds to the classical signal's phase

model of the classical PLL [Viterbi, 1966; Gardner, 1966; Shakhgil'dyan and Lyakhovkin, 1966], shown in Fig. 2.

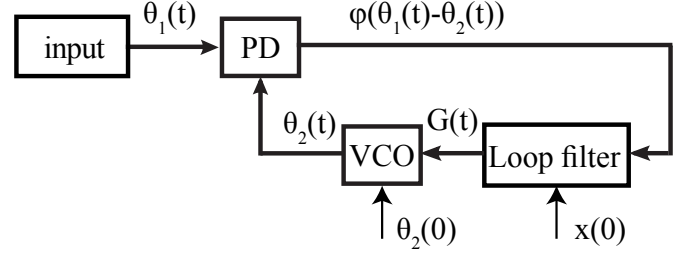


Fig. 2. Optical BPSK Costas loop in signal's phase space. $\theta_2(0)$ is initial phase of the VCO, $x(0)$ is initial state of the filter.

3. THE PULL-IN RANGE COMPUTATION

One of the main engineering characteristics of the PLL-based circuits is the *pull-in range* which corresponds to the global stability of the model. The pull-in range is a widely used engineering concept (see, e.g. [Gardner, 1966, p.40], [Best, 2007, p.61]). The following rigorous definition is from [Kuznetsov et al., 2015; Leonov et al., 2015b; Best et al., 2016]: *the largest interval of frequency deviations $0 \leq |\omega_\Delta^{\text{free}}| < \omega_{\text{pull-in}}$ such that the model in the signal's phase space acquires lock for arbitrary initial phase difference and filter state (i.e. any trajectory tends to a stationary point) is called a pull-in range, $\omega_{\text{pull-in}}$ is called a pull-in frequency.*

3.1 Lead-lag filter

Consider the mathematical model of the optical Costas loop with lead-lag filter in the signal's phase space.

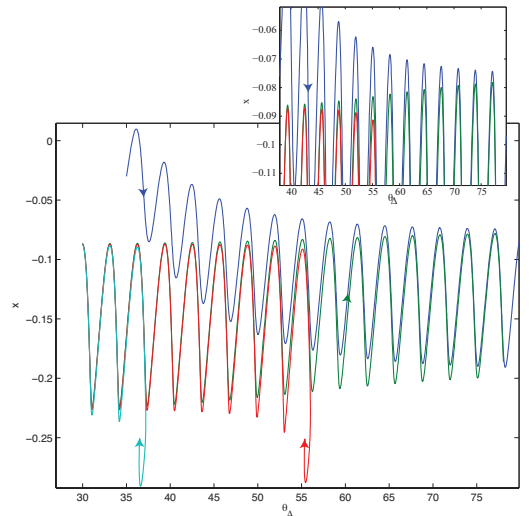


Fig. 3. Phase portrait with stable and unstable cycles.

Fig. 3 shows phase portrait corresponding to the signal's phase model where the carrier frequency is 10000 rad/s,

the VCO free-running frequency is 10089.5rad/s, the lead-lag filter transfer function¹ is $H_{lf}(s) = \frac{as+\beta}{s+\alpha}$, $\alpha = 63.1656$, $\beta = 63.1656$, $a = 0.2922$. The solid blue line in Fig. 3 corresponds to the trajectory with the filter initial state $x(0) = 0.6304$ and the VCO phase shift 0.3975 rad. This line tends to a periodic trajectory. Thus in this case the model can not acquire lock.

The solid red line corresponds to the trajectory with the filter initial state $x(0) = -0.1373$ and the VCO initial phase 24.3161. This trajectory lies just under an unstable periodic trajectory (unstable limit cycle) and tends to a stable equilibrium. In this case the model acquires lock.

All the trajectories between the stable and unstable periodic trajectories (see, e.g., a solid green curve) tend to the stable one which is a stable limit cycle. Therefore, if the gap between the stable and unstable periodic trajectories is smaller than the discretization step, then the numerical procedure may slip through the stable trajectory. Thus, in this case we have coexistence of stable periodic trajectory (which is a local hidden attractor² — locally attracting, closed, and bounded set in the cylindrical phase space) and unstable periodic trajectory (repeller) close to each other; the merge of these periodic trajectories leads to the birth of semistable trajectory (semistable limit cycle) [Gubar', 1961; Shakhtarin, 1969; Belyustina et al., 1970; Leonov and Kuznetsov, 2013; Kuznetsov et al., 2014]. In this case numerical methods are limited by the errors on account of the linear multistep integration methods (see [Biggio et al., 2013, 2014]). The corresponding difficulties of simulation in SPICE and MATLAB are discussed in [Leonov et al., 2015b; Bianchi et al., 2016b; Kuznetsov et al., 2017].

The above example shows that, in general, the pull-in of the model with a lead-lag filter is bounded and demonstrates the difficulties of numerical estimation of the pull-in range. In this case the pull-in range estimation can be done by analytical-numerical methods based on phase-plane analysis, however, it is a challenging task due to hidden oscillations (see, e.g. [Shakhtarin, 1969; Belyustina et al., 1970; Shalfeev and Matrosov, 2013; Leonov and Kuznetsov, 2013]). Corresponding diagram for pull-in range is on Fig. 4.

¹ In engineering literature filter transfer function is usually defined as $H(s) = c^*(sI - A)^{-1}b + h$ [Best, 2007], at the same time in the control theory [Leonov and Kuznetsov, 2014] it is defined as $c^*(A - sI)^{-1}b - h$

² Attractor is called a *self-excited attractor* if its basin of attraction intersects any arbitrarily small open neighborhood of an equilibrium, otherwise it is called a *hidden attractor* [Leonov et al., 2011, 2012; Leonov and Kuznetsov, 2013; Leonov et al., 2015a; Kuznetsov, 2016]. For self-excited attractors there is a transient process from a small vicinity of an unstable equilibrium to an attractor, which allows to find the attractor easily. If there is no such a transient process for an attractor, it is called a hidden attractor. For example, hidden attractors are attractors in systems without equilibria or with only one stable equilibrium (a special case of multistability and coexistence of attractors). Some examples of hidden attractors can be found in Shahzad et al. [2015]; Brezetskyi et al. [2015]; Jafari et al. [2015]; Zhusubaliyev et al. [2015]; Saha et al. [2015]; Semenov et al. [2015]; Feng and Wei [2015]; Li et al. [2015]; Feng et al. [2015]; Sprott [2015]; Pham et al. [2015]; Vaidyanathan et al. [2015]; Chen et al. [2015]; Menacer et al. [2016]; Danca [2016]; Zelinka [2016]; Dudkowski et al. [2016]; Danca et al. [2017]; Kiseleva et al. [2016].

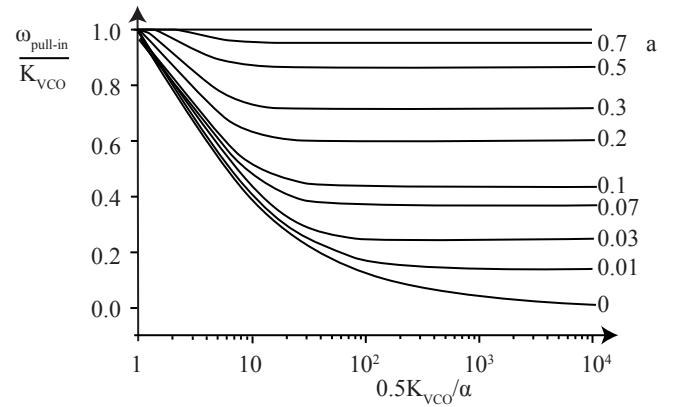


Fig. 4. Pull-in range diagram for the optical Costas loop

Consider, e.g., parameters $a = 0.3$ and corresponding curve in Fig. 5. Here normalized pull-in frequency $\frac{\omega_{\Delta}^{free}}{K_{VCO}}$

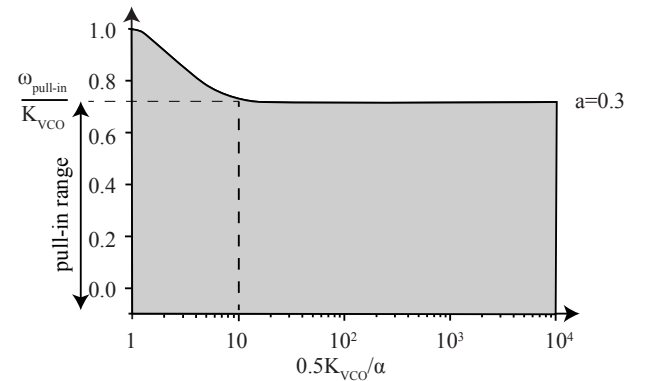


Fig. 5. Pull-in range diagram explanation.

is plotted for various values of the loop gain K_{VCO} . For all points on the diagram in Fig. 5 below the curve (filled with grey) system (9) is globally asymptotically stable. Pull-in frequency diagram for different parameters of the loop filter is in Fig. 4 for sinusoidal PD characteristic.

3.2 PI filter

The filter – perfect integrator is preferred (if it can be implemented in the considered architecture) since it allows us to prove analytically that the pull-in range is infinite.

Since PLL-based circuits are nonlinear control systems for their global analysis it is essential to apply the stability criteria, which are developed in control theory, however their direct application to analysis of the PLL-based models is often impossible, because such criteria are usually not adapted for the cylindrical phase space³; The corresponding modifications of classical stability criteria for the

³ For example, in the classical Krasovskii–LaSalle principle on global stability the Lyapunov function has to be radially unbounded (e.g. $V(x, \theta_{\Delta}) \rightarrow +\infty$ as $\|(x, \theta_{\Delta})\| \rightarrow +\infty$). While for the application of this principle to the analysis of phase synchronization systems there are usually used Lyapunov functions periodic in θ_{Δ} (e.g. $V(x, \theta_{\Delta})$ is bounded for any $\|(0, \theta_{\Delta})\| \rightarrow +\infty$), and the discussion of this gap is often omitted (see, e.g. patent [Abramovitch, 2004] and works [Bakaev, 1963; Abramovitch, 1990, 2003]). Rigorous discussion can be found, e.g. in [Gel'fand et al., 1978; Leonov and Kuznetsov, 2014].

nonlinear analysis of control systems in cylindrical phase space were developed in the second half of the 20th century (see, e.g. [Gelig et al., 1978; Leonov et al., 1992, 2009; Leonov and Kuznetsov, 2014]).

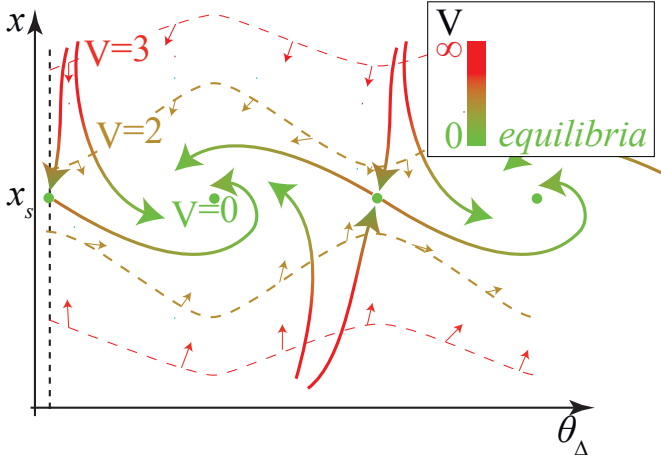


Fig. 6. Lyapunov function is nonincreasing along the trajectories, periodic case.

Consider model (9) with a proportionally-integrating (active PI) filter

$$\begin{aligned} \dot{x} &= \frac{1}{\tau_1} \sin(2\theta_\Delta), \\ \dot{\theta}_\Delta &= \omega_\Delta^{\text{free}} - K_{\text{VCO}}(x + \frac{\tau_2}{\tau_1} \sin(2\theta_\Delta)), \end{aligned} \quad (10)$$

where

$$\tau_1 > 0, \tau_2 > 0, \quad (11)$$

and the following Lyapunov function [Bakaev and Guzh, 1976; Leonov et al., 2015b]

$$V(x, \theta_\Delta) = \frac{K_{\text{VCO}}\tau_1}{2} \left(x - \frac{\omega_\Delta^{\text{free}}}{K_{\text{VCO}}} \right)^2 + \int_0^{\theta_\Delta} \sin(2s) ds. \quad (12)$$

For its derivative we get (see Fig. 6)

$$\begin{aligned} \dot{V}(x, \theta_\Delta) &= \frac{1}{\tau_1} \sin(2\theta_\Delta) \frac{K_{\text{VCO}}\tau_1}{2} 2 \left(x - \frac{\omega_\Delta^{\text{free}}}{K_{\text{VCO}}} \right) \\ &+ \sin(2\theta_\Delta) \left(\omega_\Delta^{\text{free}} - K_{\text{VCO}}(x + \frac{\tau_2}{\tau_1} \sin(2\theta_\Delta)) \right) \\ &= -\frac{K_{\text{VCO}}\tau_2}{\tau_1} \sin^2(2\theta_\Delta) \leq 0. \end{aligned} \quad (13)$$

Remark that for any $\omega_\Delta^{\text{free}}$ the set $\dot{V}(x, \theta_\Delta) \equiv 0$ does not contain the whole trajectories except for equilibria. Thus, form the modification of classical direct Lyapunov method for cylindrical phase space ([Gelig et al., 1978; Leonov and Kuznetsov, 2014]) it follows that the pull-in range is infinite since (13) holds for arbitrary $\omega_\Delta^{\text{free}}$.

4. CONCLUSION

In this work we consider a mathematical model of the optical Costas loop and study its pull-in and lock-in ranges. For the lead-lag filter we show that numerical estimation of the pull-in range is a challenging task due to the existence of hidden oscillations. For the active PI filters we prove that the pull-in range is infinite by application

of special modification of the direct Lyapunov method for the cylindrical phase space.

ACKNOWLEDGMENT

This work was supported by the Russian Science Foundation (project 14-21-00041). The authors would like to thank Roland E. Best (the author of the bestseller on PLL-based circuits [Best, 2007]) for valuable discussion on the stability ranges, and Professor Prof. Werner Rosenkranz (Kiel University) for demonstration of the optic Costas loop operation.

REFERENCES

- Abramovitch, D. (1990). Lyapunov redesign of analog phase-lock loops. *Communications, IEEE Transactions on*, 38(12), 2197–2202.
- Abramovitch, D. (2003). Lyapunov redesign of classical digital phase-lock loops. In *American Control Conference, 2003. Proceedings of the 2003*, volume 3, 2401–2406. IEEE.
- Abramovitch, D. (2004). Method for guaranteeing stable non-linear PLLs. US Patent App. 10/414,791, <http://www.google.com/patents/US20040208274>.
- Bakaev, Y.N. (1963). Stability and dynamical properties of astatic frequency synchronization system. *Radiotekhnika i Elektronika*, 8(3), 513–516.
- Bakaev, Y. and Guzh, A. (1976). Optimal reception of fm signal in a doppler effect. *Radiomekhanika i Elektronika*, 10(1).
- Belyustina, L., Brykov, V., Kiveleva, K., and Shalfeev, V. (1970). On the magnitude of the locking band of a phase-shift automatic frequency control system with a proportionally integrating filter. *Radiophysics and Quantum Electronics*, 13(4), 437–440.
- Best, R. (2007). *Phase-Locked Loops: Design, Simulation and Application*. McGraw-Hill, 6th edition.
- Best, R., Kuznetsov, N., Kuznetsova, O., Leonov, G., Yuldashev, M., and Yuldashev, R. (2015). A short survey on nonlinear models of the classic Costas loop: rigorous derivation and limitations of the classic analysis. In *Proceedings of the American Control Conference*, 1296–1302. IEEE. doi:10.1109/ACC.2015.7170912. art. num. 7170912.
- Best, R., Kuznetsov, N., Leonov, G., Yuldashev, M., and Yuldashev, R. (2014). Simulation of analog Costas loop circuits. *International Journal of Automation and Computing*, 11(6), 571–579. doi:10.1007/s11633-014-0846-x.
- Best, R., Kuznetsov, N., Leonov, G., Yuldashev, M., and Yuldashev, R. (2016). Tutorial on dynamic analysis of the Costas loop. *Annual Reviews in Control*, 42, 27–49. doi:10.1016/j.arcontrol.2016.08.003.
- Bianchi, G., Kuznetsov, N., Leonov, G., Seledzhi, S., Yuldashev, M., and Yuldashev, R. (2016a). Hidden oscillations in SPICE simulation of two-phase Costas loop with non-linear VCO. *IFAC-PapersOnLine*, 49(14), 45–50. doi:10.1016/j.ifacol.2016.07.973.
- Bianchi, G., Kuznetsov, N., Leonov, G., Yuldashev, M., and Yuldashev, R. (2016b). Limitations of PLL simulation: hidden oscillations in MATLAB and SPICE. *International Congress on Ultra Modern*

- Telecommunications and Control Systems and Workshops (ICUMT 2015)*, 2016-January, 79–84. doi:10.1109/ICUMT.2015.7382409.
- Biggio, M., Bizzarri, F., Brambilla, A., Carlini, G., and Storage, M. (2013). Reliable and efficient phase noise simulation of mixed-mode integer-N phase-locked loops. In *Circuit Theory and Design (ECCTD), 2013 European Conference on*, 1–4. IEEE.
- Biggio, M., Bizzarri, F., Brambilla, A., and Storage, M. (2014). Accurate and efficient PSD computation in mixed-signal circuits: A time-domain approach. *Circuits and Systems II: Express Briefs, IEEE Transactions on*, 61(11), 905–909.
- Brezetskyi, S., Dudkowski, D., and Kapitaniak, T. (2015). Rare and hidden attractors in van der Pol-Duffing oscillators. *European Physical Journal: Special Topics*, 224(8), 1459–1467.
- Chen, M., Li, M., Yu, Q., Bao, B., Xu, Q., and Wang, J. (2015). Dynamics of self-excited attractors and hidden attractors in generalized memristor-based Chua's circuit. *Nonlinear Dynamics*, 81, 215–226.
- Danca, M.F., Kuznetsov, N., and Chen, G. (2017). Unusual dynamics and hidden attractors of the Rabinovich–Fabrikant system. *Nonlinear Dynamics*, 88, 791–805. doi:10.1007/s11071-016-3276-1.
- Danca, M.F. (2016). Hidden transient chaotic attractors of Rabinovich–Fabrikant system. *Nonlinear Dynamics*, 86(2), 1263–1270.
- Dudkowski, D., Jafari, S., Kapitaniak, T., Kuznetsov, N., Leonov, G., and Prasad, A. (2016). Hidden attractors in dynamical systems. *Physics Reports*, 637, 1–50. doi:10.1016/j.physrep.2016.05.002.
- Feng, Y., Pu, J., and Wei, Z. (2015). Switched generalized function projective synchronization of two hyperchaotic systems with hidden attractors. *European Physical Journal: Special Topics*, 224(8), 1593–1604.
- Feng, Y. and Wei, Z. (2015). Delayed feedback control and bifurcation analysis of the generalized Sprott B system with hidden attractors. *European Physical Journal: Special Topics*, 224(8), 1619–1636.
- Gardner, F. (1966). *Phase-lock techniques*. John Wiley & Sons, New York.
- Gelig, A., Leonov, G., and Yakubovich, V. (1978). *Stability of Nonlinear Systems with Nonunique Equilibrium (in Russian)*. Nauka. (English transl: Stability of Stationary Sets in Control Systems with Discontinuous Nonlinearities, 2004, World Scientific).
- Gubar', N.A. (1961). Investigation of a piecewise linear dynamical system with three parameters. *J. Appl. Math. Mech.*, 25(6), 1011–1023.
- Heine, F., Mühlhölzer, G., Zech, H., Philipp-May, S., and Meyer, R. (2014). The european data relay system, high speed laser based data links. In *2014 7th Advanced Satellite Multimedia Systems Conference and the 13th Signal Processing for Space Communications Workshop (ASMS/SPSC)*, 284–286. IEEE.
- Jafari, S., Sprott, J., and Nazarimehr, F. (2015). Recent new examples of hidden attractors. *European Physical Journal: Special Topics*, 224(8), 1469–1476.
- Kiseleva, M., Kuznetsov, N., and Leonov, G. (2016). Hidden attractors in electromechanical systems with and without equilibria. *IFAC-PapersOnLine*, 49(14), 51–55. doi:10.1016/j.ifacol.2016.07.975.
- Kuznetsov, N. (2016). Hidden attractors in fundamental problems and engineering models. A short survey. *Lecture Notes in Electrical Engineering*, 371, 13–25. doi:10.1007/978-3-319-27247-4_2. (Plenary lecture at International Conference on Advanced Engineering Theory and Applications 2015).
- Kuznetsov, N., Leonov, G., Yuldashev, M., and Yuldashev, R. (2014). Nonlinear analysis of classical phase-locked loops in signal's phase space. *IFAC Proceedings Volumes (IFAC-PapersOnline)*, 19, 8253–8258. doi:10.3182/20140824-6-ZA-1003.02772.
- Kuznetsov, N., Leonov, G., Yuldashev, M., and Yuldashev, R. (2015). Rigorous mathematical definitions of the hold-in and pull-in ranges for phase-locked loops. *IFAC-PapersOnLine*, 48(11), 710–713. doi:10.1016/j.ifacol.2015.09.272.
- Kuznetsov, N., Leonov, G., Yuldashev, M., and Yuldashev, R. (2017). Hidden attractors in dynamical models of phase-locked loop circuits: limitations of simulation in MATLAB and SPICE. *Commun Nonlinear Sci Numer Simulat*, 51, 39–49. doi:10.1016/j.cnsns.2017.03.010.
- Leonov, G.A., Reitmann, V., and Smirnova, V.B. (1992). *Nonlocal Methods for Pendulum-like Feedback Systems*. Teubner Verlagsgesellschaft, Stuttgart-Leipzig.
- Leonov, G. and Kuznetsov, N. (2013). Hidden attractors in dynamical systems. From hidden oscillations in Hilbert-Kolmogorov, Aizerman, and Kalman problems to hidden chaotic attractors in Chua circuits. *International Journal of Bifurcation and Chaos*, 23(1). doi:10.1142/S0218127413300024. art. no. 1330002.
- Leonov, G. and Kuznetsov, N. (2014). *Nonlinear Mathematical Models of Phase-Locked Loops. Stability and Oscillations*. Cambridge Scientific Publisher.
- Leonov, G., Kuznetsov, N., and Mokaev, T. (2015a). Homoclinic orbits, and self-excited and hidden attractors in a Lorenz-like system describing convective fluid motion. *Eur. Phys. J. Special Topics*, 224(8), 1421–1458. doi:10.1140/epjst/e2015-02470-3.
- Leonov, G., Kuznetsov, N., and Seledzhi, S. (2009). *Automation control - Theory and Practice*, chapter Nonlinear Analysis and Design of Phase-Locked Loops, 89–114. In-Tech. doi:10.5772/7900.
- Leonov, G., Kuznetsov, N., and Vagitsev, V. (2011). Localization of hidden Chua's attractors. *Physics Letters A*, 375(23), 2230–2233. doi:10.1016/j.physleta.2011.04.037.
- Leonov, G., Kuznetsov, N., and Vagitsev, V. (2012). Hidden attractor in smooth Chua systems. *Physica D: Nonlinear Phenomena*, 241(18), 1482–1486. doi:10.1016/j.physd.2012.05.016.
- Leonov, G., Kuznetsov, N., Yuldashev, M., and Yuldashev, R. (2015b). Hold-in, pull-in, and lock-in ranges of PLL circuits: rigorous mathematical definitions and limitations of classical theory. *IEEE Transactions on Circuits and Systems-I: Regular Papers*, 62(10), 2454–2464. doi:10.1109/TCSI.2015.2476295.
- Li, C., Hu, W., Sprott, J., and Wang, X. (2015). Multistability in symmetric chaotic systems. *European Physical Journal: Special Topics*, 224(8), 1493–1506.
- Menacer, T., Lozi, R., and Chua, L. (2016). Hidden bifurcations in the multispiral Chua attractor. *International Journal of Bifurcation and Chaos*, 26(14). art. num. 1630039.

- Pham, V., Vaidyanathan, S., Volos, C., and Jafari, S. (2015). Hidden attractors in a chaotic system with an exponential nonlinear term. *European Physical Journal: Special Topics*, 224(8), 1507–1517.
- Rosenkranz, W. and Schaefer, S. (2016). Receiver design for optical inter-satellite links based on digital signal processing. In *Transparent Optical Networks (ICTON), 2016 18th International Conference on*, 1–4. IEEE.
- Saha, P., Saha, D., Ray, A., and Chowdhury, A. (2015). Memristive non-linear system and hidden attractor. *European Physical Journal: Special Topics*, 224(8), 1563–1574.
- Schaefer, S. and Rosenkranz, W. (2015). Costas-loop based carrier recovery in optical coherent intersatellite communications systems. In *Ultra Modern Telecommunications and Control Systems and Workshops (ICUMT), 2015 7th International Congress on*, 30–34.
- Schaefer, S., Rosenkranz, W., and Gregory, M. (2015). Comparison of homodyne and intradyne detection for high-order modulation schemes in optical intersatellite communication systems. In *2015 IEEE International Conference on Space Optical Systems and Applications (ICSOS)*, 1–5. IEEE.
- Semenov, V., Korneev, I., Arinushkin, P., Strelkova, G., Vadivasova, T., and Anishchenko, V. (2015). Numerical and experimental studies of attractors in memristor-based Chua’s oscillator with a line of equilibria. Noise-induced effects. *European Physical Journal: Special Topics*, 224(8), 1553–1561.
- Shahzad, M., Pham, V.T., Ahmad, M., Jafari, S., and Hadaeghi, F. (2015). Synchronization and circuit design of a chaotic system with coexisting hidden attractors. *European Physical Journal: Special Topics*, 224(8), 1637–1652.
- Shakhgil’dyan, V. and Lyakhovkin, A. (1966). *Fazovaya avtopodstroika chastoty (in Russian)*. Svyaz’, Moscow.
- Shakhtarin, B. (1969). Study of a piecewise-linear system of phase-locked frequency control. *Radiotechnica and elektronika (in Russian)*, (8), 1415–1424.
- Shalfeev, V.D. and Matrosov, V.V. (2013). Nonlinear dynamics of phase synchronization systems (in Russian).
- Sprott, J. (2015). Strange attractors with various equilibrium types. *European Physical Journal: Special Topics*, 224(8), 1409–1419.
- Vaidyanathan, S., Pham, V.T., and Volos, C. (2015). A 5-D hyperchaotic Rikitake dynamo system with hidden attractors. *European Physical Journal: Special Topics*, 224(8), 1575–1592.
- Viterbi, A. (1966). *Principles of coherent communications*. McGraw-Hill, New York.
- Zelinka, I. (2016). Evolutionary identification of hidden chaotic attractors. *Engineering Applications of Artificial Intelligence*, 50, 159–167.
- Zhusubaliyev, Z., Mosekilde, E., Churilov, A., and Medvedev, A. (2015). Multistability and hidden attractors in an impulsive Goodwin oscillator with time delay. *European Physical Journal: Special Topics*, 224(8), 1519–1539.