

# Vulnerability of clustering under node failure in complex networks

Alan Kuhnle, Nam P. Nguyen, Thang N. Dinh, My T. Thai

Department of Computer and Information Science and Engineering, University of Florida, USA  
kuhnle@ufl.edu

## Abstract

Robustness in response to unexpected events is always desirable for real-world networks. To improve the robustness of any networked system, it is important to analyze vulnerability to external perturbation such as random failures or adversarial attacks occurring to elements of the network. In this paper, we study an emerging problem in assessing the robustness of complex networks: the vulnerability of the clustering of the network to the failure of network elements. Specifically, we identify vertices whose failures will critically damage the network by degrading its clustering, evaluated through the average clustering coefficient. This problem is important because any significant change made to the clustering, resulting from element-wise failures, could degrade network performance such as the ability for information to propagate in a social network. We formulate this vulnerability analysis as an optimization problem, prove its NP-completeness and non-monotonicity, and we offer two algorithms to identify the vertices most important to clustering. Finally, we conduct comprehensive experiments in synthesized social networks generated by various well-known models as well as traces of real social networks. The empirical results over other competitive strategies show the efficacy of our proposed algorithms.

## I. INTRODUCTION

Network resilience to attacks and failures has been a growing concern in recent times. Robustness is perhaps one of the most desirable properties for corporeal complex networks, such as the World Wide Web, transportation networks, communication networks, biological networks and social information networks. Roughly speaking, robustness of a network evaluates how much the network's normal function is affected in case of external perturbation, i.e., it measures the resilience of the network in response to unexpected events such as adversarial attacks and random failures (Holme et al., 2002). Complex systems that can sustain their organizational structure, functionality and responsiveness under such unexpected perturbation are considered more robust than those that fail to do so. The concept of *vulnerability* has generally been used to realize and characterize the lack of robustness and resilience of complex systems (Criado and Romance, 2012). In order to improve the robustness of real-world systems, it is therefore important to obtain key insights into the structural vulnerabilities of the networks representing them. A major aspect of this is to analyze and understand the effect of failure (either intentionally or at random) of individual components on the degree of clustering in the network.

Clustering is a fundamental network property that has been shown to be relevant to a variety of topics. For example, consider the propagation of information through a social network, such as the spread of a rumor. A growing body of work has identified the importance of clustering to such propagation; the more clustered a network is, the easier it is for information to propagate (Barclay et al., 2013; Centola, 2010, 2011; Lü et al., 2011; Malik and Mucha, 2013). In addition, in Fig. 1, we show experimentally a strong relationship between the final spread of information and the level of clustering in the network, with higher clustering corresponding to higher levels of expected spread. The importance of clustering is not limited to social networks; in the context of air transportation networks, Ponton et al. (2013) argued that higher clustering of such a network is beneficial, as passengers for a cancelled flight can be rerouted more easily. In this work, we use average clustering coefficient (ALCC) as our definition and measure of clustering in a network. ALCC was proposed for this purpose by Watts and Strogatz (1998).

The identification of elements that crucially affect the clustering of the network, as a result, is of great impact. For example, as a matter of homeland security, the critical elements for clustering in homeland communication networks should receive greater resources for protection; in complement, the identification of critical elements in a social network of adversaries could potentially limit the spread of information in such a network. However, most studies of network vulnerability in the literature focus on how the network behaves when its elements (nodes and edges) are removed based on the pair-wise connectivity (Dinh et al., 2012b), natural connectivity (Chan et al., 2014), or using centrality measures, such as degrees, betweenness (Albert et al., 2000), the geodesic length (Holme et al., 2002), eigenvector (Allesina and Pascual, 2009), etc. To our knowledge, none of the existing work has examined the average clustering coefficient from the perspective of vulnerability - as evidenced by the examples above, the damage made to the average clustering, resulted from element-wise failures, can potentially have severe effects on the functionality of the network. This drives the need for an analysis of clustering vulnerabilities in complex networks.

Finding a solution for this emerging problem, nevertheless, is fundamentally yet technically challenging because (1) the behavior of ALCC is not monotonic with respect to node removal and thus can be unpredictable even in response to minor changes, and (2) given large sizes of real networks, the NP-completeness of the problem prohibits the tractable computation

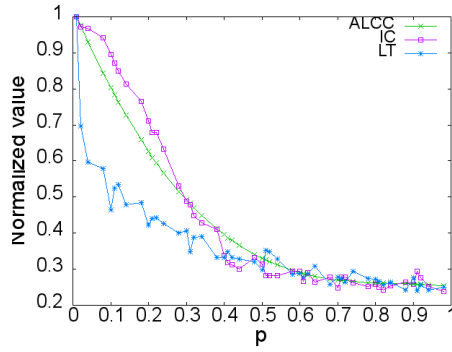


Fig. 1. Relationship between the value of ALCC and the expected number of activations under the LT and IC models, normalized by initial value. For more details and discussion of  $p$ , see Section VII.

of an exact solution. In this paper, we tackle the problem and analyze the vulnerabilities of the network clustering. Particularly, we ask the question:

*“Given a complex network and its clustering coefficient, what are the most important vertices whose failure under attack, either intentionally or at random, will maximally degrade the network clustering?”*

There are many advantages of ALCC over other structural measures (Watts and Strogatz, 1998): (1) it is one of the most popular metrics for evaluating network clustering - the higher the ALCC of a network the better clustering it exhibits, (2) it implies multiple network modular properties such as small-world scale-free phenomena, small diameter and modular structure (or community structure), and (3) it is meaningful on both connected and disconnected as well as dense and sparse graphs: Sparse networks are expected to have small clustering coefficient whereas extant complex networks are found to have high clustering coefficients.

Our contributions in this paper are: (1) We define the Clustering Vulnerability Assessment (CVA) on complex networks, and formulate it as an optimization problem with ALCC as the objective function. (2) We study CVA’s complexity (NP-completeness), provide rigorous proofs and vulnerability analysis on random failures and targeted attacks. To our knowledge, this is the first time the problem and the analysis are studied specifically for ALCC. (3) Given the intractability of the problem, we provide two efficient algorithms which scale to large networks to identify the worst-case scenarios of adversary attacks. Finally, (4) we conduct comprehensive experiments in both synthesized networks (generated by various well-known models) as well as real networks. The empirical results over other methods show the efficacy and scalability of our proposed algorithms.

The paper is organized as follows: Section II reviews studies that are related to our work. Section III describes the notations, measure functions and the problem definition. Section IV shows the proof of NP-completeness implying the intractability of the problem. Section V and VI present our analysis of clustering behaviors on random failures and targeted attacks, respectively. In Section VII, we provide further evidence for a correlation between the extent of influence propagation and ALCC. In Section VIII, we report empirical results of our approaches in comparison with other strategies. Finally, Section IX concludes the paper.

## II. RELATED WORK

Vulnerability assessment has attracted a large amount of attention from the network science community. Work in the literature can be divided into two categories: Measuring the robustness and manipulating the robustness of a network. In measuring the robustness, different measures and metrics have been proposed such as the graph connectivity (Dinh et al., 2012b), the diameter, relative size of largest components, and average size of the isolated cluster (Albert et al., 2000). Other work suggests using the minimum node/edge cut (Frank and Frisch, 1970) or the second smallest non-zero eigenvalue or the Laplacian matrix (Fiedler, 1973). In terms of manipulating the robustness, different strategies has been proposed such as Albert et al. (2000); Peixoto and Bornholdt (2012), or using graph percolation (Callaway et al., 2000). Other studies focus on excluding nodes by centrality measures, such as betweenness and the geodesic length (Holme et al., 2002), eigenvector (Allesina and Pascual, 2009), the shortest path between node pairs (Grubestic et al., 2008), or the total pair-wise connectivity (Dinh et al., 2012b). Veremyev et al. (2014, 2015) developed integer programming frameworks to determine the critical nodes that minimize a connectivity metric subject to a budgetary constraint. For more information on network vulnerability assessments, the reader is referred to the surveys (Chen, 2016) and (Gomes et al., 2016) and references therein.

The vulnerability of the average clustering of a complex network has been a relatively unexplored area. In a related work (Nguyen et al., 2013), the authors introduced the community structure vulnerability to analyze how the communities are affected when top  $k$  vertices are excluded from the underlying graphs. They further provided different heuristic approaches to find out those critical components in modularity-based community structure. Alim et al. (2014b) suggested a method based on the generating edges of a community to find out the critical components. In a similar vein, Alim et al. (2014a) studied the problem of breaking all density-based communities in the network, proved its NP-hardness and suggested an approximation as well as heuristic solutions. These studies, while forming the basis of community-based vulnerability analysis, face a fundamental

TABLE I  
LIST OF SYMBOLS

Notation	Meaning
$N$	Number of vertices/nodes ( $N =  V $ )
$M$	Number of edges/links ( $M =  E $ )
$d_u$	The degree of $u$
$N(u)$	The set of neighbors of $u$
$T(u)$	The number of triangles containing $u$
$C(u), C(G)$	Clustering coefficients of $u$ and $G$
$\tilde{C}_v(u), \tilde{C}_v(G)$	Clustering coefficients of $u$ and $G$ after removing node $v$ from $G$
$G[S]$	The subgraph induced by $S \subseteq V$ in $G$
$tr(u, v)$	The number of triangles containing both $u, v$

limitation due to the ambiguity of definitions of a community in a network. Our work overcomes this particular shortcoming as ALCC is a well-defined and commonly accepted concept for quantifying the clustering of a network. Ertem et al. (2016) studied the problem of how to detect groups of nodes in a social network with high clustering coefficient; however, their work does not consider the vulnerability of the average clustering coefficient of a network. The diffusion of information in a social network has been studied from many perspectives, including worm containment (Nguyen et al., 2010), viral marketing (Dinh et al., 2012a, 2013; Kempe et al., 2003; Kuhnle et al., 2017), and the detection of overlapping communities (Nguyen et al., 2011).

### III. NOTATIONS AND PROBLEM DEFINITION

#### A. Notations

Let  $G = (V, E)$  be an undirected graph representing a complex network where  $V$  is the set of  $N$  nodes and  $E$  is the set of edges containing  $M$  connections. For a node  $u \in V$ , denote by  $d_u$  and  $N(u)$  the degree of  $u$  and the set of  $u$ 's neighbors, respectively. For a subset of nodes  $S \subseteq V$ , let  $G[S]$  and  $m_S$  in this order denote the subgraph induced by  $S$  in  $G$  and the number of edges in this subgraph. Hereafter, the terms ‘‘vertices’’ and ‘‘nodes’’ as well as ‘‘edges’’ and ‘‘links’’ are used interchangeably.

(*Triangle-free graphs*) A graph  $G$  is said to be *triangle-free* if no three vertices of  $G$  form a triangle of edges. Verifying whether a given graph  $G$  is triangle-free or not is tractable by computing the trace of  $A^3$  where  $A$  is the adjacency matrix of  $G$ . The trace is zero if and only if the graph is triangle-free. This verification can be done in polynomial time  $O(N^\omega)$  for  $\omega \leq 2.372$  with the latest matrix multiplying result (Gall, 2014). Alternatively, one can use the method of (Schank and Wagner, 2005) with time complexity  $O(M^{3/2})$  to check if the graph is triangle-free.

#### B. Clustering Measure Functions

1) *Local Clustering Coefficient (LCC)*: Given a node  $u \in V$ , there are  $d_u$  adjacent vertices of  $u$  in  $G$  and there are  $d_u(d_u - 1)/2$  possible edges among all  $u$ 's neighbors. The local clustering coefficient  $C(u)$  is the probability that two random neighbors of  $u$  are connected. Equivalently, it quantifies how close the induced subgraph of neighbors is to a clique. The local clustering coefficient  $C(u)$  is defined (Watts and Strogatz, 1998)

$$C(u) = \begin{cases} \frac{2T(u)}{d_u(d_u - 1)} & d_u > 1 \\ 0 & \text{otherwise} \end{cases}$$

where  $T(u)$  is the number of triangles containing  $u$ . It is clear that  $0 \leq C(u) \leq 1$  for any  $u \in V$ . For any node  $v \neq u$ , let  $\tilde{C}_v(u)$  denote the clustering coefficient of  $u$  in  $G[V \setminus \{v\}]$ . Finally, define  $tr(u, v)$  as the number of triangles containing both vertices  $u$  and  $v$ .

2) *Average Clustering Coefficient (ALCC)*: In graph theory, the average local clustering coefficient (ALCC)  $C(G)$  of a graph  $G$  is a measure indicating how much vertices of  $G$  tend to cluster together (Watts and Strogatz, 1998). This measure is defined as the average of LCC over all vertices in the network.  $C(G)$  is defined as:

$$C(G) = \frac{1}{N} \sum_{u \in V} C(u). \quad (1)$$

Because  $0 \leq C(u) \leq 1$  for every node  $u \in V$ ,  $C(G)$  is normalized and can only take values in the range  $[0, 1]$  inclusively. For instance,  $C(G) = 0$  when  $G$  is a triangle-free graph and  $C(G) = 1$  when  $G$  is a clique or a collection of cliques. The

higher the clustering coefficient of  $G$  the more closely the graph locally resembles a clique. Also, we define

$$\tilde{C}_v(G) = C(G[V \setminus \{v\}]).$$

### C. Problem definition

We define the *Clustering Structure Assessment* problem (CSA) as follows

**Definition 1** ( $CSA(G, k)$ ). *Given a network  $G = (V, E)$  and a positive integer  $k \leq N$ , find a subset  $S^* \subseteq V$  of cardinality at most  $k$  that maximizes the reduction of the clustering coefficient, i.e.,*

$$S^* = \operatorname{argmax}_{S \subseteq V, |S| \leq k} \Delta C(S),$$

where  $\Delta C(S) = C(G) - C(G[V \setminus S])$ .

CSA problem aims to identify the most critical vertices of the network with respect to the average clustering coefficient. The input parameter  $k$  can be interpreted as the the maximum number of node failures that normal functionality of the network can withstand once adversarial attacks or random corruptions occur. Accordingly, the case  $|S| = k$  identifies exactly  $k$  critical vertices and examines the worst scenarios that can happen when these vertices are compromised.

### D. Formulation as cubic integer program

In this section, we formulate the CSA problem as an integer program. Let  $(e_{ij})_{i,j \in V}$  be the adjacency matrix of  $G$ .

**Lemma 1.** *For  $u \in V$ ,  $T(u)$  can be calculated in the following way:*

$$2T(u) = \sum_{i \in V} \sum_{j \in V} e_{ui} e_{uj} e_{ij}.$$

*Proof:* The summand  $e_{ui} e_{uj} e_{ij} = 1$  iff  $i, j$  are neighbors of  $u$ , and if edge  $(i, j)$  is in the graph; that is, vertices  $u, i, j$  form a triangle. ■

We formulate CSA as an integer program in the following way. Let  $x_i = 1$  if  $i$  is included in the set  $S$ , and  $x_i = 0$  otherwise.

**Integer Program 1.**

$$\min \sum_{u \in V: d(u) > 1} \sum_{i \in V} \sum_{j \in V} \frac{e_{ui} e_{uj} e_{ij} x_i x_j x_u}{d_u(d_u - 1)(N - k)} \quad (2)$$

such that

$$\sum_{u \in V} x_u \leq k,$$

$$x_u \in \{0, 1\}, u \in V.$$

Notice that the sum (2) computes the ALCC of the residual graph after removing  $S$ . As we show in Section V, Corollary 1, there always exists a node the removal of which will not increase the ALCC; thus, an optimal solution to the program is an optimal solution to CSA.

## IV. COMPLEXITY OF CSA

In this section, we show the NP-completeness of  $CSA(G, k)$ . This intractability indicates that an optimal solution for CSA might not be computationally feasible in practice.

**Definition 2** (Decision problem –  $CSA(G, k, \alpha)$ ). *Given a network  $G = (V, E)$ , a number  $k \leq N$  and a value  $0 \leq \alpha \leq 1$ , does there exist a set  $S \subseteq V$  of size  $k$  such that  $\Delta C(G) \geq \alpha$ ?*

**Theorem 1.**  $CSA(G, k, C(G))$  is NP-Complete.

*Proof:* We show that the following subproblem of  $CSA(G, k, C(G))$  is NP-complete; the subproblem asks for a set  $S \subseteq V$  of  $k$  nodes whose removal completely degrades the clustering coefficient  $C(G[V \setminus S])$  to 0, or equivalently, makes the residual graph  $G[V \setminus S]$  triangle-free (Lemma 2). To show the NP-completeness, we first show that CSA is in NP, and then prove its NP-hardness by constructing a polynomial time reduction from 3-SAT to  $CSA(G, k, C(G))$ . Given a set  $S \subseteq V$  of  $k$  nodes, one can verify whether  $G[V \setminus S]$  is triangle-free by computing the trace of  $A^3$  where  $A$  is the adjacency matrix of  $G[V \setminus S]$ . As we mentioned above, this can be done in  $O((N - k)^{2.372})$ . Therefore,  $CSA(G, k, C(G))$  is in NP.

Now, given an instance boolean formula  $\phi$  of 3-SAT with  $m$  variables and  $l$  clauses, we will construct an instance of  $CSA(G, k, C(G))$ , where  $k = m + 2l$ , as follows:

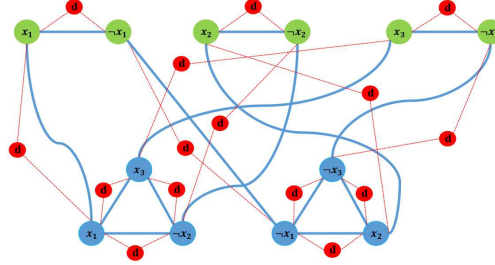


Fig. 2. Reduction example for a toy instance  $(x_1 \vee \neg x_2 \vee x_3) \wedge (\neg x_1 \vee x_2 \vee \neg x_3)$  of 3-SAT.

- 1) For each clause  $C = l_1 \vee l_2 \vee l_3$  of  $\phi$ , introduce a 3-clique in  $G$  with 3 clause literals as vertices: add vertices  $l_1^C, l_2^C, l_3^C$ , and edges  $(l_i^C, l_j^C)$  for  $1 \leq i < j \leq 3$ . Color these vertices blue.
- 2) For each variable  $x_i$  of  $\phi$ , create two vertices representing literals  $x$  and  $\neg x$  in  $G$  and connect them by an edge. That is, add vertices  $v_{x_i}, v_{\neg x_i}$  and edge  $(v_{x_i}, v_{\neg x_i})$ . Color these vertices green.
- 3) For each blue vertex in a 3-clique created in step 1, connect it to the corresponding green literal created in step 2. That is, for each literal  $l_j$  in each clause  $C$ , if  $l_j = x_i$ , then add edge  $(l_j^C, v_{x_i})$ . If literal  $l_j = \neg x_i$ , then instead add edge  $(l_j^C, v_{\neg x_i})$ .
- 4) Finally, for every edge in  $G$ , create a dummy vertex  $d$  (color it red) and connect  $d$  to the two endpoints of that edge.

Figure 2 illustrates the reduction of the toy boolean formula  $(x_1 \vee \neg x_2 \vee x_3) \wedge (\neg x_1 \vee x_2 \vee \neg x_3)$ . In this example, step 1 introduces two 3-cliques with blue vertices, step 2 creates three pairs of green vertices, and step 3 consequently connects blue vertices to their corresponding green vertices by the thick curly edges. Finally, step 4 assembles dummy nodes  $d$ 's (in red) and two dotted lines for every existing edges in  $G$ .

Let  $G_{-d}$  denote the graph  $G$  without dummy vertices  $d$ 's and their adjacent dotted edges. Assume that  $\phi$  has a satisfied assignment, we construct  $S$  by (i) include in  $S$  all vertices corresponding to true literals, and (ii) for each clause, include in  $S$  all vertices of the 3-clique but the one corresponding to its first true literal. Thus,  $S$  includes  $m$  green vertices and  $2l$  blue vertices. It is verifiable that vertices in  $S$  form the vertex cover of  $G_{-d}$ . As a result, the removal of all nodes in  $S$  will make  $G[V \setminus S]$  triangle-free (since it leaves no edges in  $G_{-d}$ ).

Suppose there exists a set  $S$  of  $k$  nodes such that removing  $k$  nodes in  $S$  leaves  $G[V \setminus S]$  triangle-free. We note that  $S$  will not contain any dummy node  $d$  because replacing  $d$  by any of its adjacent literals (which are not already in  $S$  yet) yields a better solution in term of triangle coverage. As a consequence,  $S$  only contains blue and green vertices. Furthermore, nodes in  $S$  have to be indeed the vertex cover of  $G_{-d}$  in order for  $G[V \setminus S]$  to be triangle-free. This cover must contain one green vertex for each variable and two blue vertices for each 3-clique (or clause), requiring exactly  $k = m + 2l$  vertices. Now, assign value  $\text{true}$  to the variables whose positive literals are in  $S$ . Because  $k = m + 2l$ , for each clause at least one edge connecting its blue 3-clique to the green vertices is covered by a variable vertex. Hence, the clause is satisfied. ■

## V. VULNERABILITY ANALYSIS IN RANDOM FAILURE

### A. Monotonicity of ALCC

The value of ALCC is not monotonic in terms of the set of excluded nodes  $S$ . Counterexamples showing the non-monotonicity of ALCC are presented in Fig. 3(a). This implies that we do not always have either  $C(G[V \setminus S_1]) \geq C(G[V \setminus S_2])$  or  $C(G[V \setminus S_1]) \leq C(G[V \setminus S_2])$  for any subsets  $S_1 \subseteq S_2 \subseteq V$ . In fact, it is possible that ALCC could be at a local minimum with further node removal increasing the value of ALCC. Our analysis in Section V-B shows that is always possible to degrade the value of ALCC by removing a vertex. We show that in any network  $G$  there exists a vertex  $u$  such that  $\tilde{C}_u(G) \leq C(G)$ . This result is the basis of the algorithms we present in Section VI.

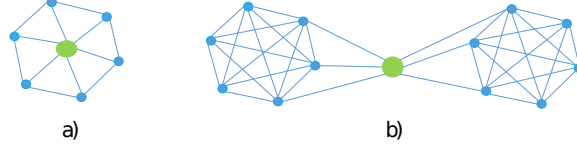
### B. Analysis of Random Failure

When random failures occur, the ALCC value is unpredictable due to the nonmonotonicity of ALCC. That is, the removal of nodes can result in either higher or lower ALCC of the residual graph. We show that under uniform random failures the expected ALCC  $E_u[\tilde{C}_u(G)]$  is at most the current ALCC value (Theorem 2). This result also indicates that, given a network  $G$ , there exists a sequence of subgraphs  $G_i$  of  $G$  whose ALCC values form a nonincreasing sequence (Corollary 1).

**Lemma 2.** *In a graph  $G$ , the following statements hold:*

- (i)  $C(G) = 0$  if and only if  $G$  is a triangle-free network.
- (ii)  $C(G) = 1$  if and only if  $G$  is a clique or contains only separated cliques.

*Proof:*



(a) Nonmonotonicity of ALCC

Fig. 3. Nonmonotonicity of ALCC. a) ALCC = 0 whereas b) ALCC = 1 when the green vertex is removed

- (i) Suppose there exists a triangle  $u, v, w$  in  $G$ . Then  $C(u) > 0$ , so  $C(G) > 0$ . For the converse, if  $C(G) > 0$ , there exists  $u \in V$  such that  $C(u) > 0$ . By definition of  $C(u)$ , there exists a triangle  $u, v, w$  containing  $u$ .
- (ii) Suppose  $C(G) = 1$ . Then, for each  $u \in V$ , the subgraph induced by  $\{u\} \cup N(u)$  is a clique, from which  $G$  is a clique or only separated cliques. The converse follows directly from the definition of  $C(G)$ . ■

**Lemma 3.** For any  $u \in V$ ,

$$2T(u) = \sum_{v \in N(u)} |N(u) \cap N(v)|.$$

*Proof:* For each neighbor  $v$  of  $u$ , the number of triangles that contain both  $u$  and  $v$  is  $|N(u) \cap N(v)|$ . Since each triangle containing  $u$  contains exactly two neighbors of  $u$ , it follows that the summation  $\sum_{v \in N(u)} |N(u) \cap N(v)|$  counts twice the number of triangles containing  $u$ . ■

**Lemma 4.** For any node  $u \in V$ :

$$\frac{1}{N-1} \sum_{v \in V \setminus \{u\}} \tilde{C}_v(u) \leq C(u). \quad (3)$$

*Proof:* To prove this Lemma, we will show the following statements regarding the degree of  $u$ :

$$\frac{1}{N-1} \sum_{v \in V \setminus \{u\}} \tilde{C}_v(u) \leq C(u) \quad \text{when } d_u \leq 2. \quad (4)$$

$$\frac{1}{N-1} \sum_{v \in V \setminus \{u\}} \tilde{C}_v(u) = C(u) \quad \text{when } d_u > 2. \quad (5)$$

Eq. (3) is equivalent to  $\sum_{v \in V \setminus \{u\}} \tilde{C}_v(u) \leq (N-1)C(u)$ .

Expanding the left-hand-side (LHS) of this inequality yields

$$\begin{aligned} \sum_{v \in V \setminus \{u\}} \tilde{C}_v(u) &= \sum_{v \in N(u)} \tilde{C}_v(u) + \sum_{v \in V \setminus (N(u) \cup \{u\})} \tilde{C}_v(u) \\ &= \sum_{v \in N(u)} \tilde{C}_v(u) + (N - d_u - 1)C(u). \end{aligned} \quad (6)$$

To find  $\sum_{v \in V \setminus (N(u) \cup \{u\})} \tilde{C}_v(u)$ , we use the fact that removing a non-neighbor node of  $u$  will not affect the local clustering coefficient  $C(u)$ , i.e.,  $\tilde{C}_v(u) = C(u)$  for  $v \in V \setminus (N(u) \cup \{u\})$ . There are  $(N - d_u - 1)$  non-neighbors vertices of  $u$  in  $G$ . Thus the second term of (6) follows. To evaluate the first term of Eq. (6), we consider two cases:

Case (i): When  $d_u \leq 2$  (i.e.,  $u$  has only one or two neighbors). In this case, the removal of any neighbor of  $u$  will make  $d_u \leq 1$ , and thus, will drop  $\tilde{C}_v(u)$  to 0 based on the definition of LCC. This implies  $0 = \sum_{v \in N(u)} \tilde{C}_v(u) \leq d_u \times C(u)$ .

Substituting this to the first term of Eq. (6) yields Eq. (4)

Case (ii): When  $d_u > 2$ . For any  $v \in N(u)$ , removing  $v$  degrades  $d_u$  to  $d_u - 1$  and decreases the number of triangles on  $u$  by an amount of  $|N(u) \cap N(v)|$ . As a result,

$$\tilde{C}_v(u) = \frac{2(T(u) - |N(u) \cap N(v)|)}{(d_u - 1)(d_u - 2)}. \quad (7)$$

Therefore,

$$\begin{aligned} \sum_{v \in N(u)} \tilde{C}_v(u) &= \frac{\sum_{v \in N(u)} 2(T(u) - |N(u) \cap N(v)|)}{(d_u - 1)(d_u - 2)} \\ &= \frac{2(d_u T(u) - \sum_{v \in N(u)} |N(u) \cap N(v)|)}{(d_u - 1)(d_u - 2)} \end{aligned} \quad (8)$$

By Lemma 3, we can simplify Eq. (8) to

$$\sum_{v \in N(u)} \tilde{C}_v(u) = \frac{2(d_u - 2)T(u)}{(d_u - 1)(d_u - 2)} = d_u C(u)$$

Substituting this to Eq. (6) yields Eq. (5). The *inequality* in Lemma 4 occurs only if  $u$  is of single degree, or  $u$  has exactly two connected neighbors. ■

Using Lemma 4, we can show the following main result of ALCC's behavior on random failures:

**Theorem 2.** *In a graph  $G$ ,  $E_u[\tilde{C}_u(G)] \leq C(G)$ .*

*Proof:* By definition of ALCC, we have

$$\sum_{v \in V} \tilde{C}_v(G) = \sum_{v \in V} \left[ \frac{1}{N-1} \sum_{u \in V \setminus \{v\}} \tilde{C}_v(u) \right].$$

Applying Eq. (3) in Lemma 4 gives

$$\sum_{u \in V} \left[ \frac{1}{N-1} \sum_{v \in V \setminus \{u\}} \tilde{C}_v(u) \right] \leq \sum_{u \in V} C(u) = N \times C(G).$$

Thus  $E[\tilde{C}_v(G)] = \frac{1}{N} \sum_{v \in V} \tilde{C}_v(G) \leq C(G)$ . ■

**Corollary 1.** *In a graph  $G \equiv G_0$  of  $N$  nodes, there exists a sequence of subgraphs  $G_0 \supseteq G_1 \supseteq \dots \supseteq G_N \equiv \emptyset$  such that  $C(G_i) \geq C(G_{i+1})$  and  $G_{i+1}$  is constructed by removing one vertex from  $G_i$  for  $i = 0, \dots, N-1$ .*

## VI. ALGORITHMS

In this section, we present two algorithms for CSA problem, namely `simple_greedy` (Alg. 1), and Fast Adaptive Greedy Algorithm (FAGA) (Alg. 2). Alg. 1 is a simpler greedy algorithm than FAGA, which employs more sophisticated strategies to more efficiently provide a solution of significantly higher quality than Alg. 1.

---

### Algorithm 1 Greedy Algorithm (`simple_greedy`)

---

- 1:  $S \leftarrow \emptyset$ ;
  - 2: **for** each  $u \in V$  **do**
  - 3:      $\tilde{C}_u(G) \leftarrow C(G[V \setminus \{u\}])$ ;
  - 4: **end for**
  - 5:  $S \leftarrow k$  vertices with lowest  $\tilde{C}_u(G)$  values;
  - 6: **return**  $S$
- 

#### A. Simple Greedy Algorithm

Our first algorithm (Alg. 1) computes for each node  $u$  the ALCC value after removing  $u$ , denoted by  $\tilde{C}_u(G)$ . The  $k$  vertices associated with the lowest values of  $\tilde{C}_u(G)$  are included in the solution. Notice that in this algorithm, the values of

$\tilde{C}_u(G)$  are computed only once, and  $k$  nodes are simultaneously included in the final solution. Since the local clustering coefficient of a node  $u$  is dependent only on the subgraph of its neighbors, we chose this approach over iteratively recomputing  $\tilde{C}_u(G \setminus \{s_1, \dots, s_i\})$  for all nodes after choosing  $\{s_1, \dots, s_i\}$  into set  $S$ .

*Time-complexity:* The complexity of Alg. 1 depends on the  $N$  calls to compute the ALCC of the network. There are two state-of-the-art methods in (Gall, 2014) and (Schank and Wagner, 2005) for this purpose. If ALCC is computed using the matrix multiplying technique in (Gall, 2014), the time-complexity is  $O(N^\omega)$  with  $\omega \leq 2.372$ . Alternatively, if ALCC is computed using the method in (Schank and Wagner, 2005), which has complexity of  $O(M^{3/2})$ , the overall complexity will be  $O(NM^{3/2})$ . In practice, neither of these two upper bounds fully dominates the other. In our experimental evaluation in Section VIII, we utilize (Schank and Wagner, 2005) for computing ALCC.

### B. Fast Adaptive Greedy Algorithm

We next present the Fast Adaptive Greedy Algorithm (FAGA - Alg. 2) that significantly improves `simple_greedy`. For small values of  $k$ , this algorithm requires as much time as computing ALCC only once; it is  $N$  times faster than its predecessor. Furthermore, it provides a significant quality improvement over `simple_greedy` in our empirical studies.

In principle, FAGA employs an adaptive strategy in computing the reduction of ALCC when nodes are removed iteratively. At each round, the node  $v$  incurring the highest reduction in ALCC is selected into the solution. As shown in the proof of Theorem 3, a node  $v$  does exist at any iteration. Node  $v$  is removed from the graph and the procedure repeats itself for the remaining vertices; that is, FAGA recomputes for each vertex  $u$ , which is not yet in the solution, its ALCC reduction  $\Delta\tilde{C}_u$  when  $u$  is removed from the graph. This strategy provides better solution quality than the non-adaptive greedy algorithm. While it is more complicated than the previous approach, it can be done faster than `simple_greedy` as we show in the following discussion.

We structure FAGA into two phases. The first phase (lines 1–15) extends the algorithm in (Schank and Wagner, 2005) to compute both ALCC and the number of triangles that are incident with each edge and node in the graph. This algorithm was proved to be time-optimal in  $\theta(M^{3/2})$  for triangle-listing, and has been shown to be very efficient in practice. The second phase (lines 16–33) repeats the vertex selection for  $k$  rounds. In each round, we select the node  $u_{max}$  which decreases the clustering coefficient the most into the solution, remove  $u_{max}$  from the graph, and perform the necessary update for  $\Delta\tilde{C}_u$  for the remaining nodes  $u \in V$ .

The key efficiency of FAGA algorithm is in its update procedure for  $\Delta\tilde{C}_u$ . The update  $\Delta\tilde{C}_u$  for remaining nodes after removing  $u_{max}$  can be done in linear time. This is made possible due to the information on the number of triangles involving each edge. The correctness of this update formulation (lines 18–26) is proved in the following lemma.

**Lemma 5.** Let  $N_2(u) = \{v \in N(u) : d(v) = 2\}$ ,  $N_{>2}(u) = \{v \in N(u) : d(v) > 2\}$ . For each  $u \in V$ ,  $\Delta\tilde{C}_u(G)$  can be computed in the following way:

$$\begin{aligned} \Delta\tilde{C}_u &= \frac{2T(u)}{Nd(u)(d(u)-1)} + \sum_{v \in N_{>2}(u)} \frac{4T(v)(1-N) + 2tr(u,v)Nd(v) - 2T(v)d(v)}{N(N-1)d(v)(d(v)-1)(d(v)-2)} \\ &\quad + \sum_{v \in N_2(u)} \frac{T(v)}{N} \end{aligned}$$

*Proof:* Denote the contribution of  $v \in G$  to the average clustering coefficient as  $c_v$  before the removal of  $u$  and  $\hat{c}_v$  after.  $\Delta\tilde{C}_u$  can be written as  $\sum_{v \in G} c_v - \hat{c}_v$ . If  $v \notin N(u) \cup \{u\}$ , then  $c_v = \hat{c}_v$ . If  $v = u$ , then

$$c_v - \hat{c}_v = \frac{2T(u)}{Nd(u)(d(u)-1)}.$$

Let  $v \in N_{>2}(u)$ . Then before removal of  $u$ ,  $v$  is in  $T(v)$  triangles. After removal,  $v$  is in  $T(v) - tr(u,v)$  triangles. Hence

$$c_v = \frac{2T(v)}{Nd(v)(d(v)-1)},$$

and

$$\hat{c}_v = \frac{2(T(v) - tr(u,v))}{(N-1)(d(v)-1)(d(v)-2)},$$

whence

$$c_v - \hat{c}_v = \sum_{v \in N_{>2}(u)} \frac{4T(v)(1-N) + 2tr(u,v)Nd(v) - 2T(v)d(v)}{N(N-1)d(v)(d(v)-1)(d(v)-2)}.$$

Let  $v \in N_2(u)$ . Before removal of  $u$ ,  $v$  is in  $T(v)$  triangles. After removal,  $v$  is in 0 triangles, hence the result follows. ■

One important feature of FAGA is that the produced residual ALCC values will form a nonincreasing sequence. This feature is summarized in the following theorem.



**Algorithm 2** Fast Adaptive Greedy Algorithm (FAGA - fast\_greedy)

---

```

1: Number the vertices from 1 to  $N$  such that  $u < v$  implies  $d(u) \leq d(v)$ .
2:  $S \leftarrow \emptyset$ ;
3: for each  $u \in V$  do  $T(u) \leftarrow 0$ ;
4: end for
5: for each  $(u, v) \in E$  do  $tr(u, v) \leftarrow 0$ ;
6: end for
7: for  $u \leftarrow n$  to 1 do
8:   for each  $v \in N(u)$  with  $v < u$  do
9:     for each  $w \in A(u) \cap A(v)$  do
10:      Increase  $tr(u, v)$ ,  $tr(v, w)$  and  $tr(u, w)$  by one;
11:      Increase  $T(u)$ ,  $T(v)$  and  $T(w)$  by one;
12:      Add  $u$  to  $A(v)$ ;
13:     end for
14:   end for
15: end for
16: for  $i \leftarrow 1$  to  $k$  do
17:   for each  $u \in V \setminus S$  do
18:      $\Delta\tilde{C}_u \leftarrow \frac{2T(u)}{Nd(u)(d(u)-1)}$ ;
19:     for each  $v \in N(v) \setminus S$  do
20:       if  $d(v) > 2$  then
21:          $\Delta\tilde{C}_u \leftarrow \Delta\tilde{C}_u + \frac{4T(v)(1-N)+2tr(u,v)Nd(v)-2T(v)d(v)}{N(N-1)d(v)(d(v)-1)(d(v)-2)}$ ;
22:       end if
23:       if  $d(v) = 2$  then
24:          $\Delta\tilde{C}_u \leftarrow \Delta\tilde{C}_u + T(v)/N$ ;
25:       end if
26:     end for
27:   end for
28:    $u_{max} \leftarrow \arg \max_{u \in V \setminus S} \{\Delta\tilde{C}_u\}$ ;
29:   Remove  $u_{max}$  from  $G$ , add  $u_{max}$  to  $S$ , and decrease  $N$  by one;
30:   for each  $(v, w) \in E$  and  $v, w \in N(u_{max}) \setminus S$  do
31:     Decrease  $T(v)$  and  $T(w)$  by one;
32:   end for
33: end for
34: return  $S$ 

```

---

**Theorem 3.** *The ALCC values of networks after each iteration (Alg. 2, lines 16 – 28) form a non-increasing sequence.*

*Proof:* We first show that in a graph  $G$ , there always exists a node  $u$  such that  $\tilde{C}_u(G) \leq C(G)$ . Assume otherwise, that is  $\tilde{C}_v(G) > C(G)$  for all node  $v \in V$ . This implies  $\sum_{v \in V} \tilde{C}_v(G) > N \times C(G)$  which contradicts Theorem 2. Thus, the statement holds true. Finally, the theorem follows because at each step we select the nodes that maximally degrades ALCC of the whole network. ■

*Time-complexity:* The first phase takes  $O(M^{3/2})$  as in (Schank and Wagner, 2005). The second phase takes a linear time in each round and has a total time complexity  $O(k(N + M))$ . Thus, the overall complexity is  $O(M^{3/2} + k(M + N))$ . When  $k < M^{1/2}$ , the algorithm has an effective time-complexity  $O(N^{3/2})$ , which is  $N$  times faster than `simple_greedy`.

## VII. CLUSTERING AND THE SPREAD OF INFORMATION

In this section, we provide additional evidence for the relationship between the propagation of information in a social network and the average network clustering. Since information cannot propagate from one connected component to another, we consider this relationship when the graph  $G$  representing the social network is connected. Thus, we consider connected graphs with different values of ALCC. We define the relevant models of influence propagation in Section VII-A; then, we demonstrate an empirical relationship in Section VII-B; next, we provide theoretical evidence in support of this relationship in Section VII-C.

### A. Models of influence

To observe the effect of ALCC on influence propagation, we adopted the following two standard models (Kempe et al., 2003); intuitively, the idea of a model of influence propagation in a network is a way by which nodes can be activated given a

set of seed nodes. An instance of influence propagation on a graph  $G$  follows the independent cascade (IC) model if a weight can be assigned to each edge such that the propagation probabilities can be computed as follows: once a node  $u$  first becomes active, it is given a single chance to activate each currently inactive neighbor  $v$  with probability proportional to the weight of the edge  $(u, v)$ . In the linear threshold (LT) model each network user  $u$  has an associated threshold  $\theta(u)$  chosen uniformly from  $[0, 1]$  which determines how much influence (the sum of the weights of incoming edges) is required to activate  $u$ .  $u$  becomes active if the total influence from its active neighbors exceeds the threshold  $\theta(u)$ .

### B. Experimental evidence

To test the relationship between influence propagation and clustering empirically, we used a variety of Watts-Strogatz graphs (Watts and Strogatz, 1998); a graph generated by this model starts as a ring lattice, defined as follows. First,  $n$  circular rings are constructed: for each  $j \in \{1, \dots, n\}$ , vertices  $u_1^j, \dots, u_n^j$  and edges  $(u_i^j, u_{i+1}^j)$ ,  $i = 1, \dots, n - 1$ , and  $(u_n^j, u_1^j)$ . Next, add edges  $(u_i^j, u_i^{j+1})$ , for  $j = 1, \dots, n - 1$ , and  $(u_i^n, u_i^1)$ , for each  $i$ . Finally, all vertices within  $k$  hops of each other are connected by an edge. For these experiments, we used  $n = 100$  and  $k = 3$ . With probability  $p$ , each edge in the graph is rewired; that is, replaced with an edge between two uniformly randomly chosen vertices. By varying  $p$ , one can control the level of clustering in the network, as shown in Fig. 1. Each graph generated in this manner has the same number of edges.

The expected activation was computed using a single seed node and an IT or LT realization; this computation was averaged over 1000 trials. When we normalize by the initial value, Fig. 1 shows a remarkable similarity between the normalized ALCC value and the normalized activations, for both the IC and LT models. Therefore, these results provide evidence supporting a positive correlation between ALCC and the expected activation of both the IC and LT models of information propagation.

### C. Theoretical evidence of relationship between ALCC and influence propagation

In this section, we provide further evidence supporting the relationship between clustering and influence propagation, in the form of the following proposition, which shows how the probability of activation increases when more neighbors are shared; with higher ALCC, we may expect a higher fraction of shared neighbors between adjacent nodes.

**Proposition 1.** *Suppose  $s$  is activated; let  $t$  be a neighbor of  $s$ , and suppose  $s, t$  share  $k$  neighbors. Consider the IC model with uniform probability  $1/2$  on each edge. Then*

$$Pr(t \text{ becomes activated}) \geq 1 - (1/2) \cdot (3/4)^k.$$

*Proof:* Let  $A$  be the event that edge  $(s, t)$  exists, and let  $B$  be the event that edge  $(s, t)$  does not exist, but for a common neighbor  $n$ , the edges  $(s, n)$ ,  $(n, t)$  exist. For each common neighbor  $n$ , let  $A_n$  be the event that both edges  $(s, n)$ ,  $(n, t)$  exist. Then

$$\begin{aligned} Pr(t \text{ becomes activated}) &\geq Pr(A) + Pr(B) \\ &= 1/2 + 1/2 \cdot Pr\left(\bigcup_{n \in N(s) \cap N(t)} A_n\right). \end{aligned}$$

Notice that  $Pr(A_n) = 1/4$ , and let  $N(s) \cap N(t) = \{n_1, \dots, n_k\}$ . By the inclusion-exclusion principle, we have that

$$Pr\left(\bigcup_{i=1}^k A_{n_i}\right) = \sum_{i=1}^k \binom{k}{i} (1/4)^i (-1)^{i+1} = 1 - (3/4)^k.$$

Therefore,  $Pr(A) + Pr(B) = 1 - (1/2) \cdot (3/4)^k$ . ■

## VIII. EXPERIMENTAL EVALUATION

We present the empirical results of our proposed algorithms on synthesized and real networks. In Section VIII-A, we describe our methodology; in Section VIII-B, VIII-C we analyze the efficacy of degrading ACC, LCC, respectively; in Section VIII-D, we analyze the running time of the algorithms.

### A. Methodology

a) *Algorithms:* We are unaware of any competitive method that specifically minimizes ALCC, so to evaluate our approaches we compare to the following strategies:

- `random_fail`: Remove nodes uniformly at random,
- `lcc_greedy`: Remove nodes in greedy fashion according to highest local clustering coefficient,
- `max_degree`: Remove nodes in greedy fashion according to highest degree,

- `betweenness`: Removes in greedy fashion according to the highest betweenness centrality.
- `optimal`: For a network with 35 nodes, we were able to compute the optimal solution to CVA by exhaustive enumeration.

Method legends are described in Fig. 4(h).

*b) Datasets:* We use Erdős-Rényi (ER) (Erdős and Rényi, 1960), Watts-Strogatz (WS) (Watts and Strogatz, 1998), and Barabasi-Albert (BA) (Albert and Barabási, 2002) models to generate synthesized testbeds. These are foundational models which have been widely used in the literature. We used the following parameter values:  $N = 10000, M = 49772, p = 0.001$  (ER model);  $N = 35, p = 0.2$  (ER model);  $N = 15000, M = 44994$  (BA model); and  $N = 10000, M = 200000$ , with  $n = 100, k = 3$ , and  $p = 0.3$ , these parameters are defined in Section VII (WS model).

Real-world traces include Facebook (Viswanath et al., 2009), ArXiv ePrint citation (dataset, 2003), and NetHEPT networks (Chen et al., 2010). The trace of Facebook has 25,492 users and 464,237 friendship links, NetHEPT has 15,234 authors with 31,376 connections, and ArXiv has 26,197 nodes with 14,484 edges. The parameter  $k$  is set to a fraction of the total number of nodes in each graph. Besides ALCC, we also evaluate how the removal of critical nodes affects the maximum Local Clustering Coefficient (LCC).

### B. Results on Average Clustering Coefficient

In this section, we present results on the efficacy of the various algorithms to lower the ALCC. We observe (1) the performance of our algorithms in view of other strategies, and more importantly (2) the critical behavior of clustering coefficient when crucial nodes are removed by different criteria. The empirical results on synthesized and real data are presented in Fig. 4.

As depicted in the subfigures, ALCC values produced by our algorithm `fast_greedy` are consistently the best (lowest) values in all test cases, except in the ER network with 35 nodes where `optimal` was able to run. A visualization of the optimal solution on this network for  $k = 7$  is shown in Fig. 5. In the ER network with 10000 nodes, `fast_greedy`, `lcc_greedy` and `simple_greedy` methods quickly destroy clustering as soon as 0.02 fraction of nodes (on `fast_greedy` and `lcc_greedy`) and 0.05 fraction of nodes (on `simple_greedy`) are excluded from the networks. Interestingly, `max_degree` and `betweenness` methods do not appear much better than the baseline `random_failure` method especially for `betweenness`. A possible explanation for this is the independence and equal probability of wiring edges in ER model. Moreover, because ER model neither generates triadic closures nor forms hubs, the network structure might be easily broken when a few random but important nodes are removed.

In WS model, we observe the same degrading behavior of ALCC value produced by all methods with `fast_greedy` outperforming `lcc_greedy` and `simple_greedy` methods. Also in this model, these three methods outperformed the rest by a large magnitude. In BA model, `fast_greedy` still performs best, closely followed by `max_degree` and `betweenness` methods. As BA model generates graphs with references given to the power-law distribution (i.e., forming hubs) the performance of `max_degree` and `betweenness` can be explained. `lcc_greedy` does not do well in this type of network as it takes a considerable fraction of total nodes in order to degrade the average clustering coefficient.

In conclusion, `fast_greedy` is the best approach that consistently discovers nodes that are most important to the network clustering. The experiments also suggest that `max_degree` and `betweenness`, despite their popularity, might not be ideal methods to analyze structural vulnerability of complex networks. In addition, these experiments also show that (1) ALCC isn't very susceptible to random failures, and (2) network clusters generated by ER, WS and BA can potentially be vulnerable to targeted attacks as the respective ALCC can quickly be impaired when only a few vertices are removed from the graphs.

In real data, the superior nature of `fast_greedy` becomes more visible as it beats other strategies by a significant gap. In real traces, `max_degree` and `betweenness` perform similarly while `lcc_greedy` and `simple_greedy` methods fluctuate in between. `random_failure`, unsurprisingly, remains the worst. We observe that even in big real networks, `fast_greedy` performs very well by degrading the ALCC dramatically (nearly 90%, 33% and 55% of ALCC decrement on ArXiv, NetHEPT and Facebook) as more nodes are excluded from the data. This fact implies that those practical systems, despite their complex structure and functionality, commonly expose their clustering vulnerability to targeted or adversarial attacks. Our proposed approach `fast_greedy` effectively discovers the critical nodes with high impact to those network structures. The results also demonstrate that `simple_greedy` and `lcc_greedy` are also good options though they require long execution time as we show below.

### C. Maximum Local Clustering Coefficient

We next examine the maximum local clustering coefficient (max-LCC) of nodes remaining in the residual graphs. This local measure is meaningful in the sense that a small max-LCC of a network indicates a low level of clustering. Therefore, we observe how the methods reduce the max LCC of the graphs. The results are reported in Fig. 6. The subfigures indicate that `fast_greedy` is really effective in not only degrading ALCC but also the max-LCC of all tested networks. In ER and BA models, `fast_greedy` quickly destroys the clustering coefficients at just 0.02% total nodes removed, and only lags behind `lcc_greedy` (which was expected to be the leading method) in WS model and Facebook. Furthermore, `fast_greedy` appears to be more stable than the others as it does not fluctuate between high and low values. In Facebook data, `fast_greedy` quickly degrades max-LCC values from 1 to approximately 0.5. This fact indicates that the resulting Facebook clusters and

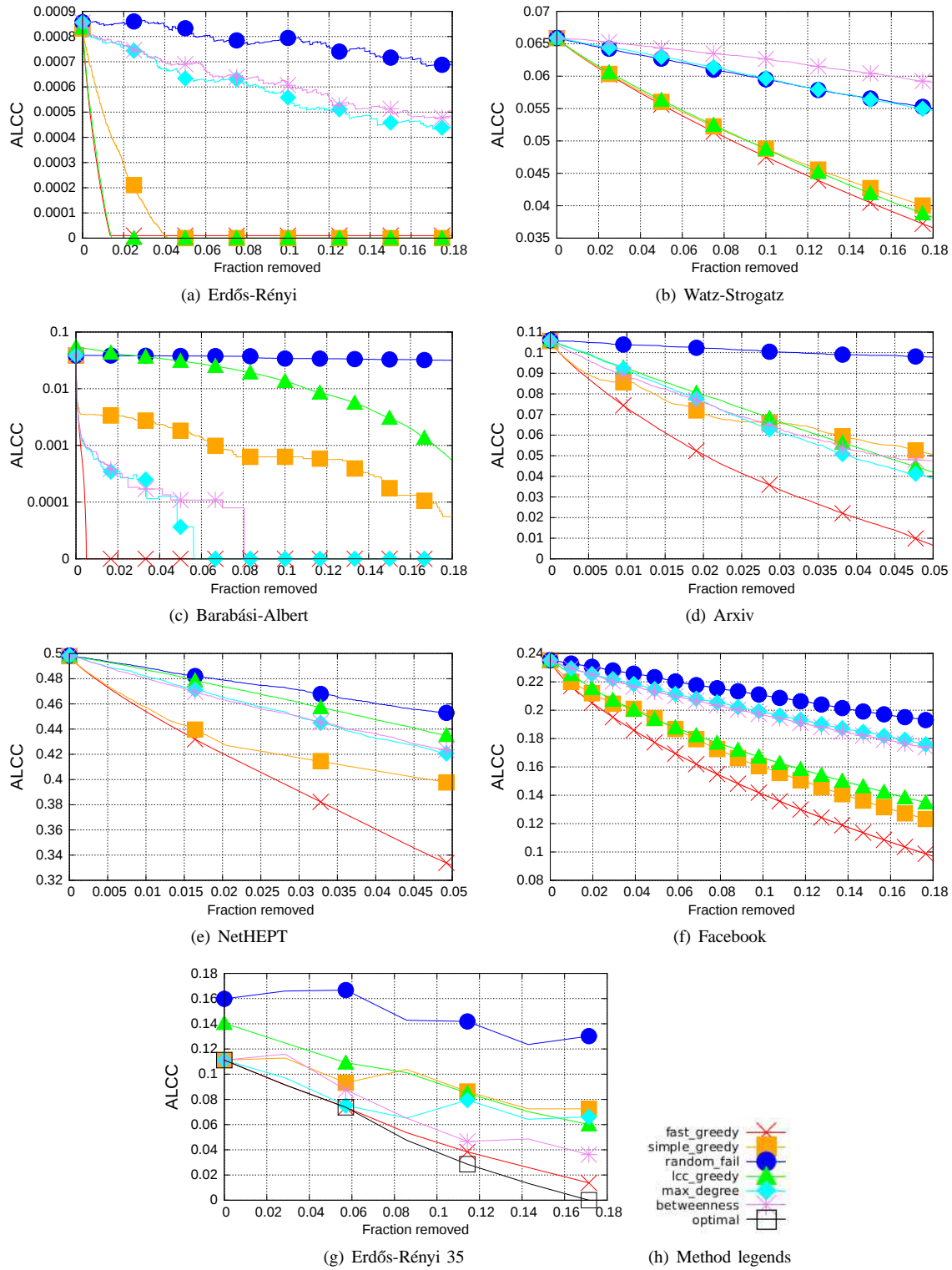


Fig. 4. Average clustering coefficients (lower is better).

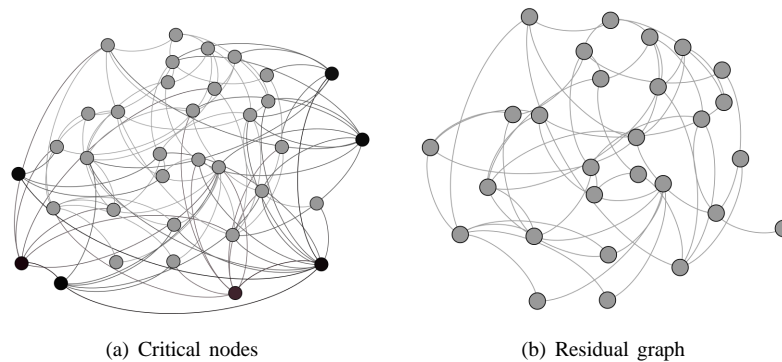


Fig. 5. The optimal solution (black nodes) on the Erdős-Rényi network with 35 nodes, with  $k = 7$ . Notice that the residual graph after removal of the optimal solution is triangle-free.

structure might not be very robust. In ArXiv and NetHEPT data, all methods are unable to degrade the LCC which demonstrates that there are a lot of local clusters in these networks.

#### D. Running Time

The running time of all methods is presented in Fig. 7. As the baseline methods, `random_failure` and `max_degree` do not require much time for their execution due to their simple nature whereas `lcc_greedy`, in contrast, requires a considerable amount of execution time. `fast_greedy` and `betweenness` algorithms on average require fairly similar amounts of time for their tasks on all networks. `simple_greedy`, as a pay off for its simple design and implementation, takes a significant amount of time to finish its tasks (at least 5 times more than that taken by `lcc_greedy`) and is excluded from the charts for more visibility.

## IX. CONCLUSION

Clustering vulnerability is an important aspect in assessing the robustness of complex networks, as the level of clustering has significance for a variety of applications, including a salient role in the propagation of information in a social network. We have shown the discovery of the most important nodes to clustering is *NP*-complete, and we offer two polynomial-time heuristics for this identification. Empirical results in comparison with different strategies on synthesized and real networks show that the average clustering coefficient is robust to failure of random nodes and confirm that our suggested algorithm FAGA (`fast_greedy`) is effective in analyzing node vulnerability of clustering and is scalable to larger networks.

## REFERENCES

- Réka Albert and Albert-László Barabási. Statistical mechanics of complex networks. *Rev. Mod. Phys.*, 74:47–97, Jan 2002. doi: 10.1103/RevModPhys.74.47.
- Réka Albert, Hawoong Jeong, and Albert-László Barabási. Error and attack tolerance of complex networks. *Nature*, 406: 200–0, 2000.
- Md Abdul Alim, Alan Kunhle, and My T. Thai. Are communities as strong as we think? In *Proceedings of the 2014 IEEE/WIC/ACM International Conference on Advances in Social Networks Analysis and Mining, ASONAM '14*, New York, NY, USA, 2014a. ACM.
- Md Abdul Alim, Nam P. Nguyen, Dinh N. Thang, and My T. Thai. Structural vulnerability analysis of overlapping communities in complex networks. In *Proceedings of the 2014 IEEE/WIC/ACM International Conference on Web Intelligence, WI '14*, pages 231–235, New York, NY, USA, 2014b. ACM.
- Stefano Allesina and Mercedes Pascual. Googling food webs: Can an eigenvector measure species' importance for coextinctions? *PLoS Comput Biol*, 5(9):e1000494, 09 2009. doi: 10.1371/journal.pcbi.1000494.
- Kieron J Barclay, Christofer Edling, and Jens Rydgren. Peer clustering of exercise and eating behaviours among young adults in sweden: a cross-sectional study of egocentric network data. *BMC public health*, 13(1):784, 2013.
- Duncan S. Callaway, M. E. J. Newman, Steven H. Strogatz, and Duncan J. Watts. Network robustness and fragility: Percolation on random graphs. *Phys. Rev. Lett.*, 85:5468–5471, Dec 2000. doi: 10.1103/PhysRevLett.85.5468.
- Damon Centola. The spread of behavior in an online social network experiment. *Science*, 329(5996):1194–1197, 2010.
- Damon Centola. An experimental study of homophily in the adoption of health behavior. *Science*, 334(6060):1269–1272, 2011.
- Hau Chan, Hanghang Tong, and Leman Akoglu. *Make It or Break It: Manipulating Robustness in Large Networks*, chapter 37, pages 325–333. SIAM, 2014. doi: 10.1137/1.9781611973440.37.

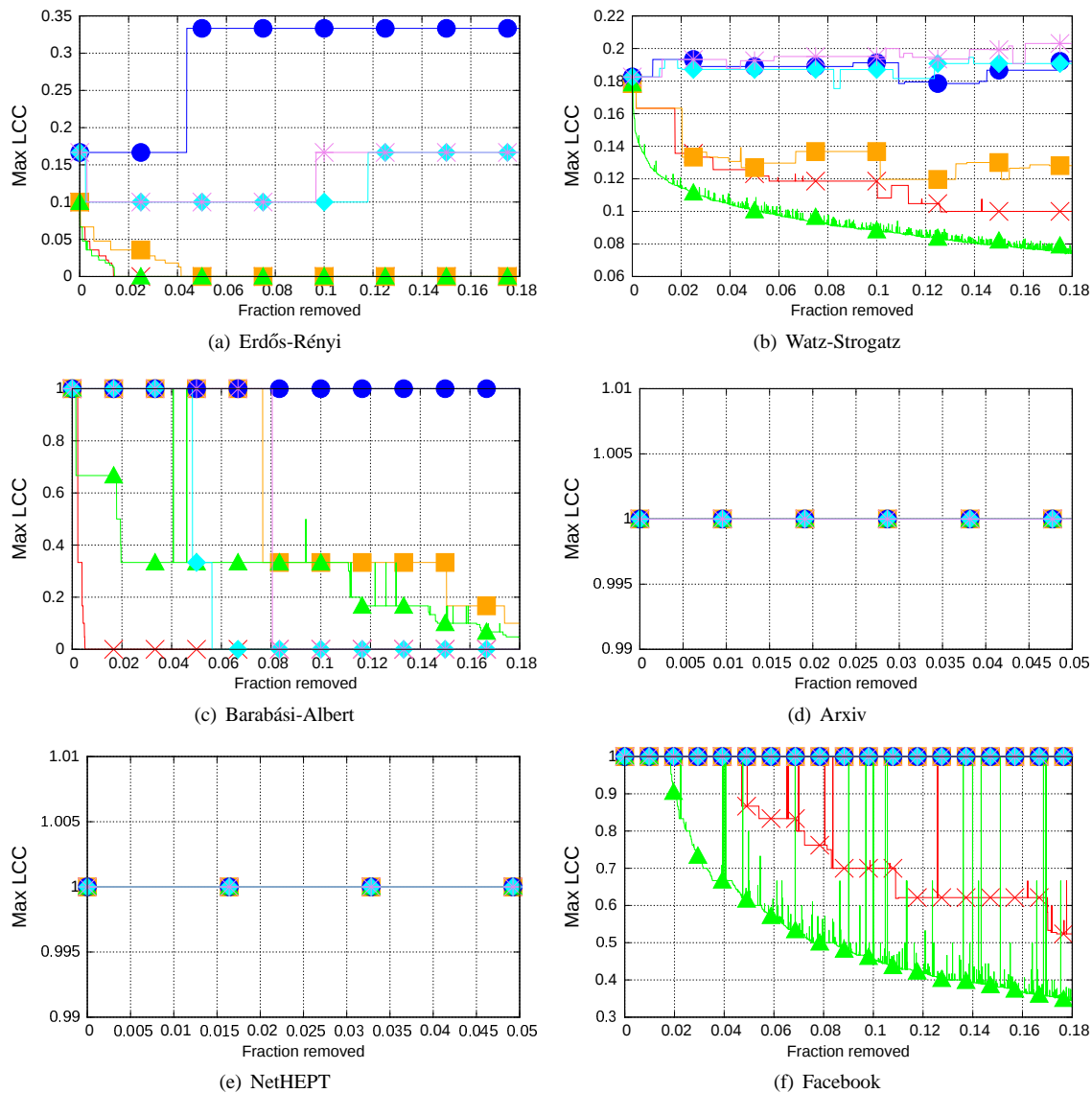


Fig. 6. Maximum local clustering coefficients (lower is better). For legend, see Fig. 4(h).

W. Chen, C. Wang, and Y. Wang. Scalable influence maximization for prevalent viral marketing in large-scale social networks.

In *Proceedings of the 16th ACM SIGKDD international conference on Knowledge discovery and data mining, KDD, 2010*.

Xin Chen. System vulnerability assessment and critical nodes identification. *Expert Systems with Applications*, 65:212–220, 2016. ISSN 09574174. doi: 10.1016/j.eswa.2016.08.051. URL <http://dx.doi.org/10.1016/j.eswa.2016.08.051>.

Regino Criado and Miguel Romance. Structural vulnerability and robustness in complex networks: Different approaches and relationships between them. In My T. Thai and Panos M. Pardalos, editors, *Handbook of Optimization in Complex Networks*, Springer Optimization and Its Applications, pages 3–36. Springer New York, 2012. ISBN 978-1-4614-0856-7. doi: 10.1007/978-1-4614-0856-7\_1.

ArXiv dataset. <http://www.cs.cornell.edu/projects/kddcup/datasets.html>. *KDD Cup 2003*, Feb 2003.

Thang N. Dinh, D. T. Nguyen, and My T. Thai. Cheap, easy, and massively effective viral marketing in social networks: truth or fiction? In *23rd ACM Conference on Hypertext and Social Media*, 2012a.

Thang N. Dinh, Ying Xuan, My T. Thai, Panos M. Pardalos, and Taieb Znati. On new approaches of assessing network vulnerability: hardness and approximation. *IEEE/ACM Trans. Netw.*, 20(2):609–619, April 2012b. ISSN 1063-6692. doi: 10.1109/TNET.2011.2170849.

Thang N. Dinh, Huiyuan Zhang, Dzung T. Nguyen, and My T. Thai. Cost-Effective Viral Marketing for Time-Critical Campaigns in Large-Scale Social Networks. *Transactions on Networking*, 22(6):2001–2011, 2013.

P. Erdős and A Rényi. On the evolution of random graphs. In *Publication of the Mathematical Institute of the Hungarian Academy of Sciences*, pages 17–61, 1960.

Zeynep Ertem, Alexander Veremyev, and Sergiy Butenko. Detecting large cohesive subgroups with high clustering coefficients

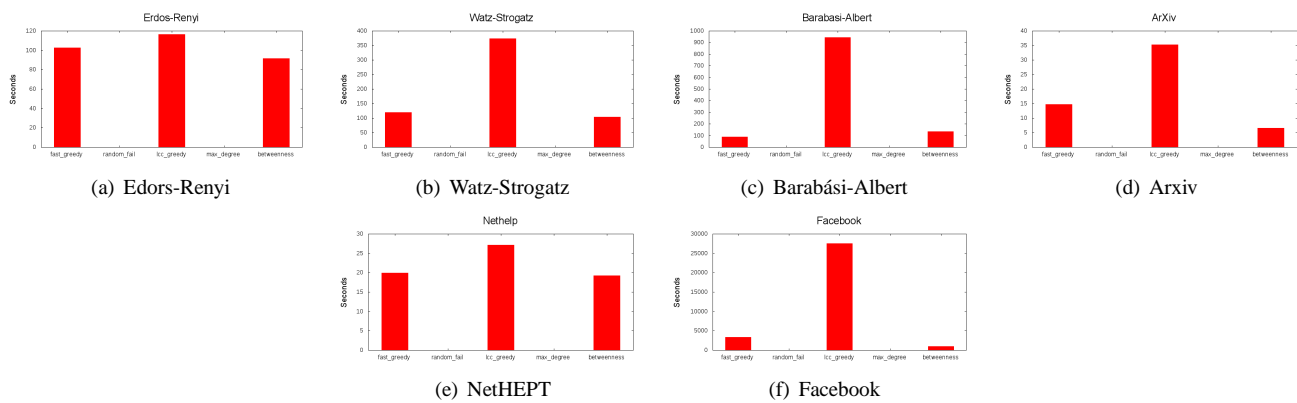


Fig. 7. Running time

- in social networks. *Social Networks*, 46:1–10, 2016. ISSN 03788733. doi: 10.1016/j.socnet.2016.01.001. URL <http://dx.doi.org/10.1016/j.socnet.2016.01.001>.
- M. Fiedler. Algebraic connectivity of graphs. *Czechoslovak Mathematical Journal*, 23(98):298–305, 1973.
- H. Frank and IT. Frisch. Analysis and design of survivable networks. *Communication Technology, IEEE Transactions on*, 18(5):501–519, October 1970. ISSN 0018-9332. doi: 10.1109/TCOM.1970.1090419.
- F. L. Gall. Powers of tensors and fast matrix multiplication. In *Proceedings of the 39th International Symposium on International Symposium on Symbolic and Algebraic Computation, ISSAC '14*, New York, NY, USA, 2014. ACM.
- Teresa Gomes, Christian Esposito, David Hutchison, Fernando Kuipers, Jacek Rak, and Massimo Tornatore. A survey of strategies for communication networks to protect against large-scale natural disasters. 2011:11–22, 2016.
- T. H. Grubestic, T. C. Matisziw, A. T. Murray, and D. Snediker. Comparative approaches for assessing network vulnerability. *Inter. Regional Sci. Review*, 31, 2008.
- Petter Holme, Beom Jun Kim, Chang No Yoon, and Seung Kee Han. Attack vulnerability of complex networks. *Phys. Rev. E*, 65:056109, May 2002.
- David Kempe, Jon Kleinberg, and Éva Tardos. Maximizing the spread of influence through a social network. *Proceedings of the ninth ACM SIGKDD international conference on Knowledge discovery and data mining - KDD '03*, page 137, 2003. ISSN 1557-2862. doi: 10.1145/956755.956769. URL <http://portal.acm.org/citation.cfm?doid=956750.956769>.
- Alan Kuhnle, Tianyi Pan, Md Abdul Alim, and My T. Thai. Scalable Bicriteria Algorithms for the Threshold Activation Problem in Online Social Networks. In *IEEE International Conference on Computer Communications*, 2017.
- Linyuan Lü, Duan-Bing Chen, and Tao Zhou. The small world yields the most effective information spreading. *New Journal of Physics*, 13(12):123005, 2011.
- Nishant Malik and Peter J Mucha. Role of social environment and social clustering in spread of opinions in coevolving networks. *Chaos: An Interdisciplinary Journal of Nonlinear Science*, 23(4):043123, 2013.
- N. P. Nguyen, Y. Xuan, and M. T. Thai. A novel method for worm containment on dynamic social networks. In *Military Communications Conference*, pages 2180–2185, 2010.
- Nam P. Nguyen, Thang N. Dinh, Sindhura Tokala, and My T. Thai. Overlapping communities in dynamic networks: their detection and mobile applications. In *Proceedings of the 17th annual international conference on Mobile computing and networking, MobiCom '11*, pages 85–96, New York, NY, USA, 2011. ACM. ISBN 978-1-4503-0492-4. doi: 10.1145/2030613.2030624.
- Nam P. Nguyen, Md Abdul Alim, Yilin Shen, and My T. Thai. Assessing network vulnerability in a community structure point of view. In *Proceedings of the 2013 IEEE/ACM International Conference on Advances in Social Networks Analysis and Mining, ASONAM '13*, pages 231–235, New York, NY, USA, 2013. ACM. ISBN 978-1-4503-2240-9. doi: 10.1145/2492517.2492644.
- Tiago P. Peixoto and Stefan Bornholdt. Evolution of robust network topologies: Emergence of central backbones. *CoRR*, abs/1205.2909, 2012.
- J. Ponton, Peng Wei, and Dengfeng Sun. Weighted clustering coefficient maximization for air transportation networks. In *Control Conference (ECC), 2013 European*, pages 866–871, July 2013.
- T. Schank and D. Wagner. Finding, counting and listing all triangles in large graphs, an experimental study. In *Proc. of the 4th Int. Conf. on Experimental and Efficient Algorithms, WEA'05*, pages 606–609, Berlin, Heidelberg, 2005. Springer-Verlag. ISBN 3-540-25920-1, 978-3-540-25920-6. doi: 10.1007/11427186\_54.
- Alexander Veremyev, Oleg A. Prokopyev, and Eduardo L. Pasiliao. An integer programming framework for critical elements detection in graphs. *Journal of Combinatorial Optimization*, 28(1):233–273, 2014. ISSN 15732886. doi: 10.1007/s10878-014-9730-4.
- Alexander Veremyev, Oleg A. Prokopyev, and Eduardo L. Pasiliao. Critical Nodes for Distance-Based Connectivity and Related

- Problems in Graphs. *Networks*, 2015. ISSN 1097-0037. doi: 10.1002/net.
- B. Viswanath, A. Mislove, M. Cha, and K. P. Gummadi. On the evolution of user interaction in facebook. In *2nd ACM SIGCOMM Workshop on Social Networks*, 2009.
- D. J. Watts and S. H. Strogatz. Collective dynamics of 'small-world' networks. *Nature*, 393(6684):409–10, 1998.