

IMPROVING PHONEME SEGMENTATION WITH RECURRENT NEURAL NETWORKS

Paul Michel^{1,2} Okko Rasanen³ Roland Thiollière¹ Emmanuel Dupoux¹

¹École Normale Supérieure / PSL Research University / EHESS / CNRS, France

²Ecole Polytechnique ParisTech

³Aalto University

ABSTRACT

Phonemic segmentation of speech is a critical step of speech recognition systems. We propose a novel unsupervised algorithm based on sequence prediction models such as Markov chains and recurrent neural network. Our approach consists in analyzing the error profile of a model trained to predict speech features frame-by-frame. Specifically, we try to learn the dynamics of speech in the MFCC space and hypothesize boundaries from local maxima in the prediction error. We evaluate our system on the TIMIT dataset, with improvements over similar methods.

Index Terms— Recurrent neural networks, statistical learning, phone segmentation, speech segmentation

1. INTRODUCTION

One of the main difficulty of speech processing as opposed to text processing is the continuous, time-dependent nature of the signal. As a consequence, pre-segmentation of the speech signal into words or sub-words units such as phonemes syllables or words is an essential first step of a variety of speech recognition tasks.

Segmentation in phonemes is useful for a number of applications (annotation of speech for the purpose of phonetic analysis, computation of speech rate, keyword spotting, etc), and can be done in two ways. Supervised methods are based on an existing phoneme or word recognition system, which is used to decode the incoming speech into phonemes. Phonemes boundaries can then be extracted as a by-product of the alignment of the phoneme models with the speech. Unsupervised methods (also called blind segmentation) consist in finding phonemes boundaries using the acoustic signals only. Supervised methods depend on the training of acoustic and language models, which requires access large amounts of linguistic resources (annotated speech, phonetic dictionary, text). Unsupervised methods do not require these resources and are therefore appropriate for so-called under-resourced languages, such as endangered languages, or languages without consistent orthographies.

We propose a blind phoneme segmentation method based on short term statistical properties of the speech signal. We

designate peaks in the error curve of a model trained to predict speech frame by frame as potential boundaries. Three different models are tested. The first is an approximated Markov model of the transition probabilities between categorical speech features. We then replace it by a recurrent neural network operating on the same categorical features. Finally, a recurrent neural network is directly trained to predict the raw speech features. This last model is especially interesting in that it couples our statistical approach with more common spectral transition based methods ([1] for instance).

We first describe the various models used and the pre- and post-processing procedures, before presenting and discussing our results in the light of previous work.

2. RELATED WORK

Most previous work on blind phoneme segmentation [2, 3, 4, 5, 6] has focused on the analysis of the rate of change in the spectral domain. The idea is to design robust acoustic features that are supposed to remain stable within a phoneme, and change when transitioning from one phoneme to the next. The algorithm then define a measure of change, which is then used to detect phoneme boundaries.

Apart from this line of research, three main approaches have been explored. The first idea is to use short term statistical dependencies. In [7], the idea was to first discretize the signal using a clustering algorithm and then compute discrete sequence statistics, over which a threshold can be defined. This is the idea that we follow in the current paper. The second approach is to use dynamic programming methods inspired by text segmentation [8], in order to derive optimal segmentation [9]. In this line of research, however, the number of segments is assumed to be known in advance, so this cannot count as blind segmentation. The third approach consists in jointly segmenting and learning the acoustic models for phonemes [10, 11, 12]. These models are much more computationally involved than the other methods. Interestingly they all use a simpler, blind segmentation as an initialization phase. Therefore, improving on pure blind segmentation could be useful for joint models as well.

The principal source of inspiration for our work comes

from previous work by Elman [13] and Christiansen et al. [14] published in the 90s. In the former, the author uses recurrent neural networks to train character-based language models on text and notices that "The error provides a good clue as to what the recurring sequences in the input are, and these correlate highly with words." [13]. More precisely, the error tends to be higher at the beginning of new words than in the middle. In the latter, the author uses Elman recurrent neural networks to predict boundaries between words given the character sequence and phonological cues.

Our work uses the same idea, using prediction error as a cue for segmentation, but with two important changes: we apply it to speech instead of text, and we use it to segment in terms of phoneme units instead of word units.

3. SYSTEM

We used two kinds of speech features : 13 dimensional MFCCs [15] (with 12 mel-cepstrum coefficients and 1 energy coefficient) and categorical one-hot vectors derived from MFCCs inspired by [7].

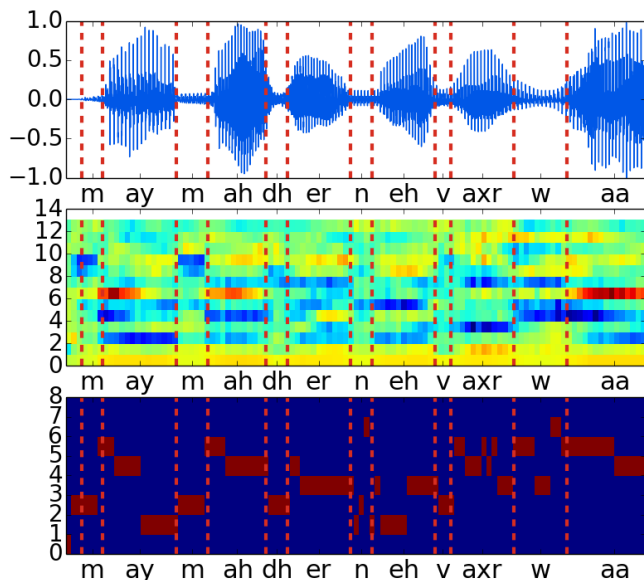


Fig. 1. Visual representation of the various features on 100 frames from the TIMIT corpus. From top to bottom are the waveform, the 13-dimensional MFCCs and the 8-dimensional one hot encoded categorical features.

The latter are computed according to [7] : K-means clustering is performed on a random subset of the MFCCs (10000 frames were selected at random), with a target number of clusters of 8, then each MFCC is identified to the closest centroid. Each frame is then represented by a cluster number $c \in \{1, \dots, 8\}$, or alternatively by the corresponding one-hot vector of dimension 8. These hyper-parameters were chosen according to [7].

Figure 1 allows for a visual comparison of the three signals (waveform, MFCC, categorical).

The entire dataset is split between a training and a testing subset. A randomly selected subset of the training part is used as validation data to prevent overfitting.

Training phase

A frame-by-frame prediction model is then learned on the training set. The three different models used are described below :

Pseudo-markov model

When trying to predict the frame x_t given the previous frames x_{t-1}, \dots, x_0 , a simplifying assumption is to model the transition probabilities with a Markov chain of higher order K , i.e. $p(x_t|x_{t-1}, \dots, x_0) = p(x_t|x_{t-1}, \dots, x_{t-K})$. Provided each frame is part of a finite alphabet, a finite (albeit exponential in K) number of transition probabilities must be learned.

However, as the order rises, the ratio between the size of the data and the number of transition probability being learned makes the exact calculation more difficult and less relevant.

In order to circumvent this issue, we approximate the K -order Markov chain with the mean of 1-order markov chain of the lag-transition probabilities $p(x_t|x_{t-i})$ for $1 \leq i \leq K$, so that

$$p(x_t|x_{t-1}, \dots, x_0) = \frac{1}{K} \sum_{i=1}^K p(x_t|x_{t-i})$$

with $p(x_t|x_{t-i}) = \frac{f(x_t, x_{t-i})}{f(x_{t-i})}$.

Recurrent neural network on categorical features

Alternatively to Markov chains, the transition probability $p(x_t|x_{t-1}, \dots, x_0)$ can be modeled by a recurrent neural network (RNN). RNN can theoretically model indefinite order temporal dependencies, hence their advantage over Markov chains for long sequence modeling.

Given a set of examples $\{(x_t, (x_{t-1}, \dots, x_0)) | t \in \{0, \dots, t_{max}\}\}$, the networks parameters are learned so that the cross-entropy $H(x_t, RNN(x_{t-1}, \dots, x_0))$ is minimized using back propagation through time [16] and stochastic gradient descent or a variant thereof (we have found RMSProp [17] to give the best results).

In our case, the network itself consists of two LSTM layers [18] stacked on one another followed by a linear layer and a softmax. The input and output units have both dimension 8, whereas all other layers have the same hidden dimension 40. Dropout [19] with probability 0.2 was used after each LSTM layer to prevent overfitting.

A pitfall of this method is the tendency of the network to predict the last frame it is fed. This is due to the fact that

the sequences of categorical features extracted from speech contain a lot of constant sub-sequences length ≥ 2 .

As a consequence, around 80% of the data fed to the network consists of sub-sequences where $x_t = x_{t-1}$. Despite the fact that phone boundaries are somewhat correlated with changes of categories (around 65% of the time), this leads the network to a local minimum where it only tries to predict the same characters.

To mitigate this effect, examples where $x_t = x_{t-1}$ were removed with probability 0.8, leading to substantial improvement.

Recurrent neural network on raw MFCCs

The recurrent neural network model can be adapted to raw speech features simply by changing the loss function from categorical cross-entropy to mean squared error, which is the direct translation from a categorical distribution to a Gaussian density ($2\|x - y\|_2^2 + d$ is the Kullback-Leibler divergence of two d -dimensional normal distributions centered in x and y with the same scalar covariance matrix).

We used the same architecture than in the categorical case, simply removing the softmax layer and decreasing the hidden dimension size to 20. In this case, no selection of the samples is needed since the sequences vary continuously.

Test phase

Each model is run on the test set and the prediction error is calculated at each time step according to the formula :

$$\text{Error}_{\text{markov}}(t) = -\log\left(\sum_{i=1}^K p(x_t|x_{t-i})\right)$$

$$\text{Error}_{\text{RNN-cat}}(t) = -\sum_{i=1}^d \mathbb{1}_{x_t=i} \log(\text{RNN}(x_{t-1}, \dots, x_0))$$

$$\text{Error}_{\text{RNN-MFCC}}(t) = \frac{1}{d} \|x_t - \text{RNN}(x_{t-1}, \dots, x_0)\|_2^2$$

In each case this corresponds, up to a scaling factor constant across the dataset, to the Kullback-Leibler divergence between the predicted and actual probability distribution for x_t in the feature space.

Since all three systems predict probabilities conditioned by the preceding frames, they cannot be expected to give meaningful results for the first frames of each utterance. To be consistent, the first 7 frames (70ms) of the error signal for each utterance were set to 0.

A peak detection procedure is then applied to the resulting error. As we are looking for sudden bursts in the prediction error, a local maximum is labeled as a potential boundary if and only if the difference between its value and the one of the previous minimum is superior to a certain threshold δ .

Algorithm	P	R	F	R-val
Periodic	57.5	91.0	70.5	46.9
Rasanen, 2014[7]	68.4	70.6	69.5	73.7
Markov	70.7	77.3	73.9	76.4
RNN (Cat.)	68.7	77.1	72.7	74.6
RNN (Cont.)	70.3	72.4	71.3	75.3

Table 1: Final results (in%) evaluated with cropped tolerance windows

Algorithm	P	R	F	R-val
Periodic	62.2	98.3	76.2	49.8
Rasanen, 2014[7]	74.0	70.0	73.0	76.0
Markov	74.8	81.9	78.2	80.1
RNN (Cat.)	72.5	81.4	76.7	78.0
RNN (Cont.)	77.6	72.7	75.0	78.6

Table 2: Final results (in%) evaluated with overlapping tolerance windows. The scores reported for *Rasanen (2014)* are the paper results.

4. EXPERIMENTS

4.1. Dataset

We evaluated our methods on the TIMIT dataset [20]. The TIMIT dataset consists of 6300 utterances (~ 5.4 hours) from 630 speakers spanning 8 dialects of the English language. The corpus was divided into a training and test set according to the standard split. The training set contains 4620 utterances (172,460 boundaries) and the test set 1680 (65,825 boundaries).

4.2. Evaluation

The performance evaluation of our system is based on precision and recall. With N_g being the number of gold boundaries, N_h the number of hypothesized boundaries and N_c the number of correctly detected boundaries, we define precision (P), recall (R) and F-score (F) as follows :

$$P = \frac{N_c}{N_h}$$

$$R = \frac{N_c}{N_g}$$

$$F = \frac{2PR}{P+R}$$

The F-score, defined as the harmonic mean of precision and recall, provides a single value which is often used as a comparison for different algorithms. A drawback of this metric is that high recall, low precision results, such as the ones produced by hypothesizing a boundary every 5ms ($P : 58\%$, $R : 91\%$) yield high F-score (70%).

Other metrics have been designed to tackle this issue. One such example is the R-value [21] :

$$R - \text{val} = 1 - \frac{\sqrt{(1 - R)^2 + OS^2} + \left| \frac{R+1-OS}{\sqrt{2}} \right|}{2}$$

Where $OS = \frac{R}{P} - 1$ is the over-segmentation measure. The R value represents how close the segmentation is from the ideal 0 OS, 1 R point and the P=1 line in the R, OS space. Further details can be found in [21].

Determining whether gold boundary is detected or not is a crucial part of the evaluation procedure. On our test set for instance, which contains 65,825 gold boundaries partitioned into 1,680 files, adding or removing one correctly detected boundary per utterance leads to a change of $\pm 2.5\%$ in precision. This means that minor changes in the evaluation process (such as removing the trailing silence parts of each file, removing the opening and closing boundary) yield non-trivial variations in the end result.

A common condition for a gold boundary to be considered as 'correctly detected' is to have a proposed boundary within a 20ms distance on either side. Without any other specification, this means that a proposed boundary may be matched to several gold boundaries, provided these are within 40ms from each other, leading to an increase of up to 4% F-score in some of our results (74%-78%). Unfortunately this point is seldom detailed in the literature.

We decided to use the procedure described in [21] to match gold boundaries and hypothesized boundaries : overlapping tolerance windows are cropped in the middle of the two boundaries.

4.3. Results

The current state of the art in blind phoneme segmentation on the TIMIT corpus is provided by [6]. It evaluates to 78.16% F-score and 81.11 R-value on the training part of the dataset, using an evaluation method similar to our own.

In Tables 1 and 2 we compare our best results to the previous statistical approach evoked in [7] and the naive periodic boundaries segmentation (one boundary each 5ms). Since [7] used an evaluation method allowing for tolerance windows to overlap, we provide our results with both evaluation methods (full windows and cropped windows) for the sake of consistency.

Figure 2 provides an overview of the precision/recall scores when varying the peak detection threshold (and, in case of periodic boundaries, the period). This gives some insight about the actual behavior of the various algorithms, especially in the high precision, low recall region where the RNN on actual MFCCs seems to outperform the methods based on discrete features.

We provide Figure 3 as a qualitative assessment of the error profiles of all three algorithms on one specific utterance.

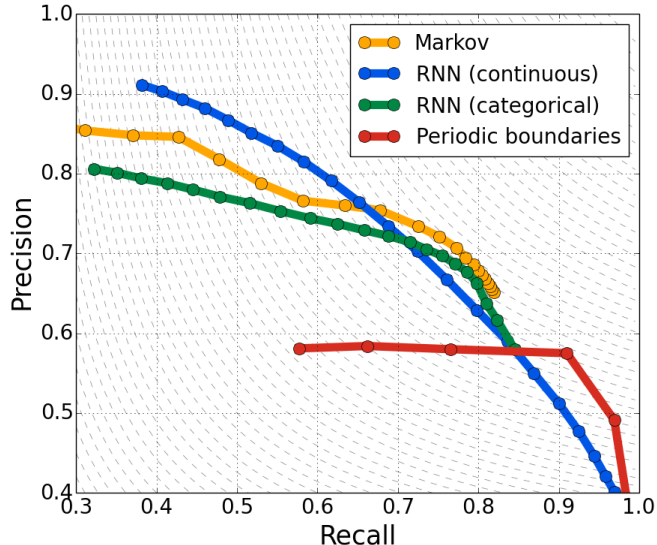


Fig. 2. Precision/recall curves for our various models when varying the peak detection threshold δ

Notably, the error profile of the markov model contains distinct isolated peaks of similar height. As expected, the error curve is much more noisy in the case of the RNN on MFCCs, due to the greater variability in the feature space.

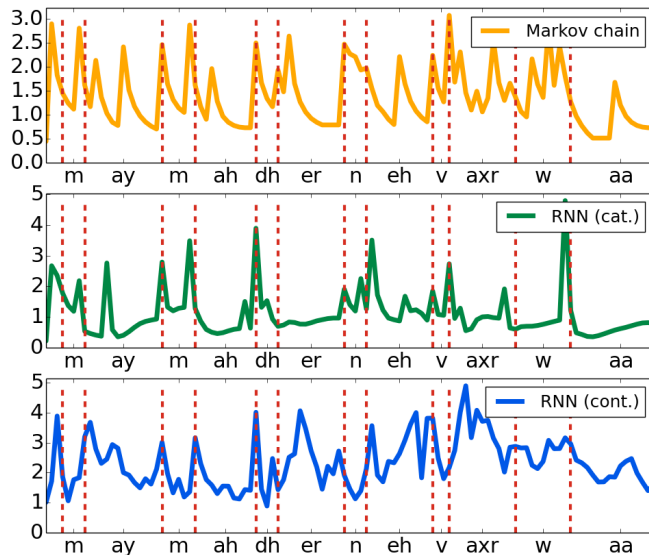


Fig. 3. Comparison of error signals (gold boundaries are indicated in red)

5. DISCUSSION

In terms of optimal F-score and R values, the simple Markov model outperformed the previously published paper using short term sequential statistics [7], as well as the recurrent

neural networks. However, these optimal values may mask the differential behavior of these algorithms in different sections of the precision/recall curve. In particular, it is interesting to notice that the neural network based model trained on the raw MFCCs gave very good results in the low recall, high precision domain. Indeed, the precision can reach 90% with a recall of 40%. Such a regime could be useful, for instance, if blind phoneme segmentation is used to help with word segmentation.

The reason of the increase precision of neural networks may be that it combines the sensitivity of this model to sequential statistical regularities of the signal, but also to the spectral variations, i.e. the error is also correlated to the spectral changes, meaning that some peaks are associated with a high error because the euclidean distance $\|x_{t+1} - x_t\|_2$ itself is big. This is why the height difference is much more significant in this case.

Although we only reported the best results, we also tested our model on two other neural network architectures : a single vanilla RNN and a single LSTM cell. Both architecture did not yield significantly different results ($\sim 1-2\%$ F-score, mainly dropping precision). Similarly, different hidden dimension were tested. In the extreme cases (very low - 8 - or high - 128 - dimension), the output signal proved too noisy so be of any significance, yielding results comparable to naive periodic segmentation.

As far as the computational cost is concerned, all three models had very decent performance. On a quad core Intel Xeon®CPU running at 2.80 GHz, the training phases (the most expensive part of the pipeline along with the computation of the features) took 1 and 10 minutes for the Markov and RNN model respectively, using a python/NumPy/Theano implementation.

6. CONCLUSIONS

We have presented a fast, lightweight blind phoneme segmentation method predicting boundaries at peaks of the prediction loss of transition probabilities models. The different models we tested produced satisfying results while remaining computationally tractable.

Our recurrent neural network trained on speech features in particular hints at a way of combining both the statistical and spectral information into a single model.

On a machine learning point of view, we highlighted the use that can be made of side channel information (in this case the test error) in order to extract structure from raw data in an unsupervised setting.

Future work may involve exploring different RNN models, assessing the stability of these methods on simpler features such as raw spectrograms, or exploring the representation of each frame in the hidden layers of the networks.

7. ACKNOWLEDGEMENTS

This project is supported by the European Research Council (ERC-2011-AdG-295810 BOOTPHON), the Agence Nationale pour la Recherche (ANR-10-LABX-0087 IEC, ANR-10-IDEX-0001-02 PSL*), the Fondation de France, the Ecole de Neurosciences de Paris, the Region Ile de France (DIM cerveau et pensée), and an AWS in Education Research Grant award.

8. REFERENCES

- [1] Sorin Dusan and Lawrence R Rabiner, "On the relation between maximum spectral transition positions and phone boundaries.," in *INTERSPEECH*. Citeseer, 2006.
- [2] Anna Esposito and Guido Aversano, "Text independent methods for speech segmentation," in *Nonlinear Speech Modeling and Applications*, pp. 261–290. Springer, 2005.
- [3] Yago Pereiro Estevan, Vincent Wan, and Odette Scharenborg, "Finding maximum margin segments in speech," in *2007 IEEE International Conference on Acoustics, Speech and Signal Processing-ICASSP'07*. IEEE, 2007, vol. 4, pp. IV–937.
- [4] George Almpantidis and Constantine Kotropoulos, "Phonemic segmentation using the generalised gamma distribution and small sample bayesian information criterion," *Speech Communication*, vol. 50, no. 1, pp. 38–55, 2008.
- [5] Okko Rasanen, Toomas Altoosaar, and Unto Laine, *Blind segmentation of speech using non-linear filtering methods*, INTECH Open Access Publisher, 2011.
- [6] Dac-Thang Hoang and Hsiao-Chuan Wang, "Blind phone segmentation based on spectral change detection using legendre polynomial approximation," *The Journal of the Acoustical Society of America*, vol. 137, no. 2, pp. 797–805, 2015.
- [7] Okko Räsänen, "Basic cuts revisited: Temporal segmentation of speech into phone-like units with statistical learning at a pre-linguistic level," in *Proceedings of the 36th Annual Conference of the Cognitive Science Society. Quebec, Canada*, 2014.
- [8] Robert Wilber, "The concave least-weight subsequence problem revisited," *Journal of Algorithms*, vol. 9, no. 3, pp. 418–425, 1988.
- [9] Yu Qiao, Naoya Shimomura, and Nobuaki Minematsu, "Unsupervised optimal phoneme segmentation: Objectives, algorithm and comparisons," in *2008 IEEE International Conference on Acoustics, Speech and Signal Processing*. IEEE, 2008, pp. 3989–3992.
- [10] Herman Kamper, Aren Jansen, and Sharon Goldwater, "Fully unsupervised small-vocabulary speech recognition using a segmental bayesian model," in *Proc. Interspeech*, 2015.
- [11] James R Glass, "A probabilistic framework for segment-based speech recognition," *Computer Speech & Language*, vol. 17, no. 2, pp. 137–152, 2003.
- [12] Man-hung Siu, Herbert Gish, Arthur Chan, William Belfield, and Steve Lowe, "Unsupervised training of an HMM-based self-organizing recognizer with applications to topic classification and keyword discovery," *Computer Speech & Language*, vol. preprint, 2013.
- [13] Jeffrey L Elman, "Finding structure in time," *Cognitive science*, vol. 14, no. 2, pp. 179–211, 1990.
- [14] Morten H Christiansen, Joseph Allen, and Mark S Seidenberg, "Learning to segment speech using multiple cues: A connectionist model," *Language and cognitive processes*, vol. 13, no. 2-3, pp. 221–268, 1998.
- [15] Steven Davis and Paul Mermelstein, "Comparison of parametric representations for monosyllabic word recognition in continuously spoken sentences," *IEEE transactions on acoustics, speech, and signal processing*, vol. 28, no. 4, pp. 357–366, 1980.
- [16] Paul J Werbos, "Backpropagation through time: what it does and how to do it," *Proceedings of the IEEE*, vol. 78, no. 10, pp. 1550–1560, 1990.
- [17] Tijmen Tieleman and Geoffrey Hinton, "Lecture 6.5-rmsprop: Divide the gradient by a running average of its recent magnitude," *COURSERA: Neural Networks for Machine Learning*, vol. 4, no. 2, 2012.
- [18] Sepp Hochreiter and Jürgen Schmidhuber, "Long short-term memory," *Neural computation*, vol. 9, no. 8, pp. 1735–1780, 1997.
- [19] Nitish Srivastava, Geoffrey E Hinton, Alex Krizhevsky, Ilya Sutskever, and Ruslan Salakhutdinov, "Dropout: a simple way to prevent neural networks from overfitting.," *Journal of Machine Learning Research*, vol. 15, no. 1, pp. 1929–1958, 2014.
- [20] William M. Fischer, George R. Doddington, and Kathleen M Goudie-Marshall, "The darpa speech recognition research database: Specifications and status," in *Proceedings of DARPA Workshop on Speech Recognition*, 1986, pp. 93–99.
- [21] Okko Räsänen, Unto Kalervo Laine, and Toomas Altoosaar, "An improved speech segmentation quality measure: the r-value.," in *Proceedings of Interspeech*, 2009.