

Gyrokinetic resonant theory of low frequency electromagnetic perturbation

Shuangxi Zhang, Jiquan Li, Yasuaki Kishimoto

Graduate School of Energy Science, Kyoto University, Uji, Kyoto 611-0011, Japan

E-mail: zshuangxi@gmail.com

Abstract. It's pointed out that that the traditional gyrokinetic theory dealing with low frequency electromagnetic perturbation violates the near identity transformation, which is supposed to be obeyed by Lie perturbed transformation theory, if resonance happens between ω and $\mathbf{k} \cdot \mathbf{v}$. A modification is given to overcome this problem by not requiring all components in the first order Lagrangian 1-form equaling zero. A numerical example is given as an application of the new theory.

PACS numbers: 2.25.Dg, 52.30.Gz, 52.25.Xz, 52.55.Fa

1. INTRODUCTION

Gyrokinetic theory (GT) is a strong theoretical tool for numerical calculating of the orbit of charged particles immersed in strong magnetic field, since the fast gyro angle is decoupled from the dynamic equations of other degrees of freedom in the new coordinate system [1, 2, 3, 4, 5, 6, 7, 8, 9, 10]. The whole scheme of GT is to apply Lie perturbed transformation theory (LPTT) to non-canonical guiding center Lagrangian to find a new coordinate frame to recover magnetic moment as an adiabatic invariant by getting rid of θ dynamics [1, 2, 11]. The basic property of LPTT is that it's a near identity transformation (NIT)[1].

It's pointed out in Ref.([12]) that the application of the resonant perturbed theory given by John Cary [1] to high frequency circular polarized wave driving charged particle in strong magnetic field in Ref.([13]), violates the property of NIT. In this paper, we found that if the traditional scheme of GT is carried out, even the low frequency electromagnetic perturbation could also cause Lie perturbed coordinate transformation to violate NIT when resonance happens between ω and $\mathbf{k} \cdot \mathbf{v}$, where i represents the i th coordinate, ω is the frequency of wave, \mathbf{k} is the wave vector and \mathbf{v} is the velocity of gyrocenter. The low frequency here means that the frequency is much lower than the gyro frequency of relevant charged particle.

The basic reason can be traced back to the dealing method of resonant branch. The traditional GT requires $\Gamma_{1i} = 0$ for each i except $i \neq 0$ where Γ_1 is the first order 1-form in new coordinates. This requirement introduces an almost constant term originating from the resonant perturbation, to the differential equation of S_1 and induces the secularity property to S_1 . To avoid the secularity of S_1 , the usual way is to remove this resonant branch from the equation of S_1 by canceling it with the first order energy H_1 . However, there are still terms including in the resonant branch in the relevant generators included by the formula of coordinate transformation.

The method to overcome this problems is to keep in the relevant original Γ_{1i} s the resonant branch, which will not appear in the equations for S_1 and relevant generators, rather than requiring all $\Gamma_{1i} = 0$ except $i \neq 0$ as the traditional GT does. In the real physical environment, for each low frequency wave of ω and \mathbf{k} , there inevitably exists particles whose gyrocenter velocity can cause resonance with the wave, since the velocity of particle ensemble has a very broad distribution. Therefore, the traditional GT inevitably violates NIT for any low frequency electromagnetic perturbation, which makes sure our modified theory more reasonable.

Besides, we found that our modified theory is almost the same as that named 'Symplectic Representation' by Brizard in his doctor dissertation [2], where he gave two ways to carry out the LPTT for the perturbation in guiding center system. The other one is named as 'Hamiltonian Representation', which is adopted by the following researchers and called the traditional GT in this paper. But Brizard in that paper didn't discuss resonant behavior, neither did he study that for what kind of problems, which one of the two methods is preferred. In this paper, our discovering claims that the 'Symplectic

Representation' rather than 'Hamiltonian representation' should be adopted to carry out the LPTT with low frequency electromagnetic perturbation.

The arrangement of this paper is as follows. In Sec. 2, the violation of NIT is presented. In Sec. 3, the scheme for preventing the violation of NIT is given, and the comparison between the old and new theory is carried out. In Sec. 4, a simple example is given as an application of the new theory.

2. The violation of NIT of traditional GT with resonant electromagnetic perturbation.

In this paper, for the convenience of notation, the original guiding center plus the time is chosen to be $\bar{\mathbf{Z}} = (\bar{\mathbf{X}}, \bar{U}, \bar{\mu}, \bar{\theta}, \mathbf{t})$, while the gyrocenter plus the time is chosen as $\mathbf{Z} = (\mathbf{X}, U, \mu, \theta, t)$. And the coordinate transformation formula for LPTT is $\bar{\mathbf{Z}} = e^{G^i \partial_{Z^i}} \mathbf{Z}$ where G^i is the infinitesimal generator of each Z^i , and $G^0 = 0$ is assumed. In this paper, \bar{f} means function of $(\bar{\mathbf{X}}, \bar{U}, \bar{\mu}, \bar{\theta})$, unless other arguments is obviously given. The details of traditional GT with electromagnetic perturbation is given in appendix Sec.(7.1). The operator $G^i \partial_{Z^i}$ is dimensionless. NIT requires the value of $|G^i|/Z_0^i$ to be much smaller than one, where Z_0^i is used to normalize each Z^i .

The Fourier analysis of \mathbf{A}_1 can be expressed as

$$\mathbf{A}_1(\mathbf{X}, t) = \sum_{\mathbf{k}'} (A_{c\mathbf{k}'} \cos(\mathbf{X} \cdot \mathbf{k}' - \omega_{\mathbf{k}'} t) + A_{s\mathbf{k}'} \sin(\mathbf{X} \cdot \mathbf{k}' - \omega_{\mathbf{k}'} t)) \quad (1)$$

Now, we assume that fourier branch $(\omega_{\mathbf{k}}, \mathbf{k})$ satisfies the resonant condition $\omega_{\mathbf{k}} - \mathbf{v} \cdot \mathbf{k} \approx 0$ in a resonant layer where the gyrocenter velocity is \mathbf{v} , and only the cosine branch exists. According to the operation of gyroangle averaging and the removing of secularity from gauge function S in appendix, this branch is removed from the gauge function S_1 . We noticed that in G^U in Eq.(14) this resonant branch is left to the first term on the right hand side. If other non-resonant Fourier branches are ignored except the resonant one, the dimensionless value of G^U after normalization by v_t can be reformulated to be

$$G^U \approx \varepsilon A_{c\mathbf{k}} \cos(\mathbf{X} \cdot \mathbf{k} - \omega_{\mathbf{k}} t), \quad (2)$$

where we made the normalization $G^U \rightarrow G^U/v_t$, $A_{c\mathbf{k}} \rightarrow A_{c\mathbf{k}}/A_0$, and $\varepsilon \equiv eA_0/m_i v_t$. v_t is the thermal velocity of ion. In SI system, the amplitude of equilibrium magnetic vector potential A_0 can be adopted as $1T/m$ and $v_t = 10^4 m/s$, thus, $|\varepsilon| \approx 10^4$ for ions. In the resonant region, $|\cos(\mathbf{X} \cdot \mathbf{k} - \omega_{\mathbf{k}} t)|$ is almost a constant. If $A_{c\mathbf{k}} \geq 10^{-4}$ is satisfied for is satisfied and $|\cos(\mathbf{X} \cdot \mathbf{k} - \omega_{\mathbf{k}} t)|$ keeps to be a finite value in the resonant region, $|G^U| \geq 1$ may stand, which violates the inequality $|G^U| \ll 1$ which should be obeyed by NIT.

From the analysis given above, even the resonance doesn't exist, $|G^U| > 1$ also stands if $|\cos(\mathbf{X} \cdot \mathbf{k} - \omega_{\mathbf{k}} t)|$ is a finite value at a time moment while $\frac{|A_{c\mathbf{k}}|}{v_t} > 10^{-8}$ holds, thus NIT is violated at this time moment.

3. The scheme to avoid the violation of NIT

According to the analysis in Sec.(2) and in appendix Sec.(7.1), the violation of NIT involves term $e\bar{\mathbf{A}}_1 \cdot d\bar{\mathbf{X}}$ in $\bar{\gamma}_1$ when solving G^i and S_1 by requiring $\Gamma_{1i} = 0$. The problem can be overcome by keeping this term in $\Gamma_{1\mathbf{X}}$ after carrying out the LPTT over the first order 1-form, just as 'Symplectic Representation' does. The details is given in appendix Sec.(7.2). The resonant branch is removed from the IGs. The terms left in G^U and G^θ are non-resonant terms. As before the perturbed potential is assumed to be just the resonant branch $\mathbf{A}_1(\mathbf{X}, t) = A_{ck} \cos(\mathbf{X} \cdot \mathbf{k} - \omega_k t) \mathbf{b}$. The contribution in Eq.(23) derived from traditional GT by the resonant branch to the acceleration of U is

$$\dot{U}_{old} = - \left(\frac{eU\mathbf{B}^*}{mB_{\parallel}^*} \cdot \mathbf{k} \right) \sin(\mathbf{X} \cdot \mathbf{k} - \omega_k t), \quad (3)$$

while the contribution in Eq.(39) derived from new GT by the resonant branch to the acceleration of U is

$$\dot{U}_{new} = \frac{e}{m} \omega_k \sin(\mathbf{X} \cdot \mathbf{k} - \omega_k t). \quad (4)$$

When resonance happens, $\omega_k = \mathbf{v} \cdot \mathbf{k}$ holds and $\sin(\mathbf{X} \cdot \mathbf{k} - \omega_k t)$ is almost an constant. The big difference between Eq.(3) and Eq.(4) is the minus sign on the left hand of Eq.(3), which proves that the dynamic equation of parallel velocity derived from traditional GT is wrong. Compared with Eq.(23) derived from the traditional GT, Eq.(39) is intuitional plausible since the induced electric field appears as the driven force. The induced electric field is $\mathbf{E} = -\frac{\partial \mathbf{A}}{\partial t}$.

However, the difference between Eq.(3) and (4) in the past simulation is hard to be observed, since for a ensemble of resonant particles, the initial phase of $\sin(\mathbf{X} \cdot \mathbf{k} - \omega_k t)$ covers the range of $(0, \pi)$ which cancels the effect of the symbol difference between Eq.(3) and (4).

4. a numerical application

In this paper, the numerical application of our theory is based on the simple toroidal magnetic configuration, which is

$$\mathbf{B} = \frac{B_0}{1 + r \cos \phi / R_0} \left(\mathbf{e}_\xi + \frac{r}{qR_0} \mathbf{e}_\phi \right), \quad (5)$$

where R_0 is the major radius at the magnetic center and q is the safety factor, and the toroidal geometry coordinate is (r, ϕ, ξ) . In our numerical example, the parameters are chosen as $R_0 = 4a, q = 2, B_0 = 1\text{T}$, where a is small radius.

To describe induced electric field driving accelerating velocity in a simple picture, the model of electromagnetic perturbation is chosen to be an magnetic potential vector of a single cosine Fourier branch, parallel to the unit vector of equilibrium magnetic field. In toroidal geometry, its expression is

$$\mathbf{A}_1(\mathbf{X}, t) = \mathbf{b}A_1(r) \cos(\omega t + k\phi - n\xi) \quad (6)$$

where k and n are poloidal and toroidal wave number, and $A_1(r)$ is the amplitude of wave at radial position r . The resonant condition is

$$\omega + k\omega_\xi - n\omega_\phi = 0, \quad (7)$$

where $\omega_\xi = \frac{d\xi}{dt}$ and $\omega_\phi = \frac{d\phi}{dt}$. In our example, $k = 1, n = 1$ is chosen. The dynamic equation of U given in Eq.(39) becomes

$$\dot{U} = -\frac{\mathbf{B}^*}{mB_{\parallel}^*} \cdot \nabla (\mu B) + \frac{e}{m} A_1(r) \omega \sin(\omega t + \theta - \phi) \quad (8)$$

The normalization quantities are $r_0 = a, t_0 = a/U_0, U_0 = v_{th}, B_0 = 1\text{T}, A_0 = B_0 * a$. In our example, $\omega = 2 \times 10^{-2} / \Omega_i$ and $A_1(r) = 2 \times 10^{-7} / A_0$ where Ω_i is the gyro frequency of ion based on normalization quantities. The initial position of the charged particle is at $(x, y, z) = (4.5, 0, 0)$ after normalization, where the rectangular coordinates are adopted. The initial perpendicular velocity is $v_{\perp 0} = 2$. With the given equilibrium and perturbed magnetic field, and other initial conditions, the resonant parallel velocity around the initial position is about 0.2 solved from the resonant condition Eq.(7). The normalized numerical time step is chosen to be $dt = 10^{-3}$ which indicates five discrete times for one period of the wave.

The fourth order Range-Kutta scheme is adopted in this numerical example. Fig.(1) shows the trapped orbit of the guiding center of the particle with given initial conditions and equilibrium magnetic field without perturbation. The time step is $dt = 10^{-3}$. The variation of normalized energy and parallel velocity of the gyrocenter along with time is given in Fig.(2). When the electromagnetic field is switched on with the same initial conditions, the orbit of the particle changes from the trapped one to the passing one as shown in Fig.(3) with $dt = 10^{-3}$. The design of the initial conditions makes the resonance happen at the beginning which can be observed by comparing Fig.(2) and Fig.(4), thus the phase of $\sin(\omega t + \theta - \phi)$ changes slowly at the first half period during which the resonant perturbation decelerates parallel velocity to zero, then accelerate it to a large value in the opposite direction.

It's obvious in Fig.(4) that in the first half period during which resonance happens, the parallel velocity changes most and the energy transferred to the particle by the wave is much more compared with other periods. It's observed from Fig.(4) that when time goes on, the averaged parallel velocity over one period is increased although the increasing rate decreases along with time, thus a induced parallel electric field may drive charged particles to energetic ones.

A more accurate time step $dt = 3 \times 10^{-4}$ is adopted in Fig.(5) to verify the numerical correctness of time step $dt = 10^{-3}$. The numerical correctness of Fig.(3) and Fig.(4) is verified by Fig.(5) based on the fact that in the first period the normalized U and energy in Fig.(4) as functions of time are almost the same with those in Fig.(5).

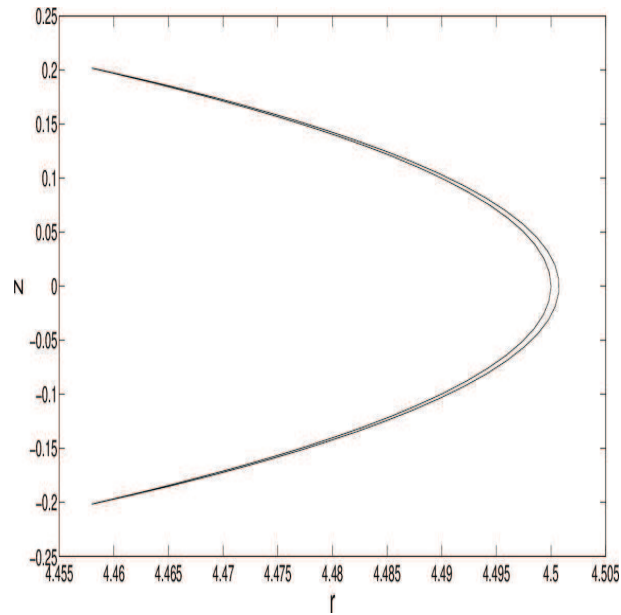


Figure 1. The guiding center orbit of the particle without the electromagnetic perturbation with time step $dt = 1e - 3$. With given the initial conditions in the context, the orbit is a trapped one.

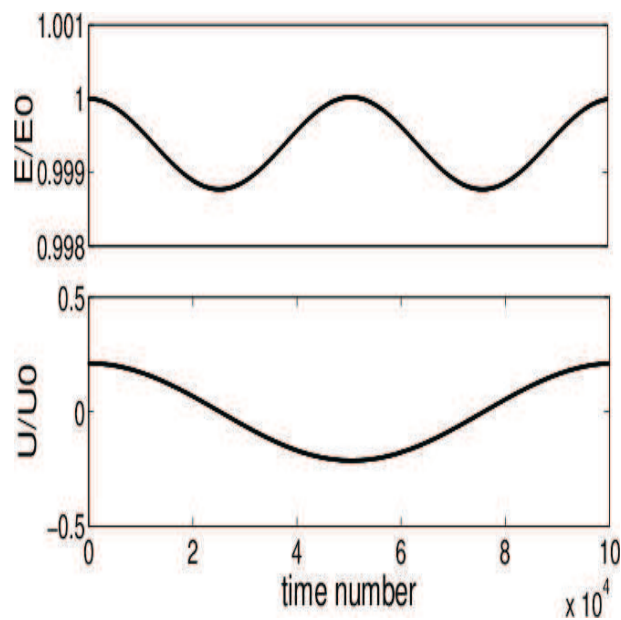


Figure 2. The normalized energy and parallel velocity as functions of time number without electromagnetic perturbation with time step $dt = 1e - 3$.

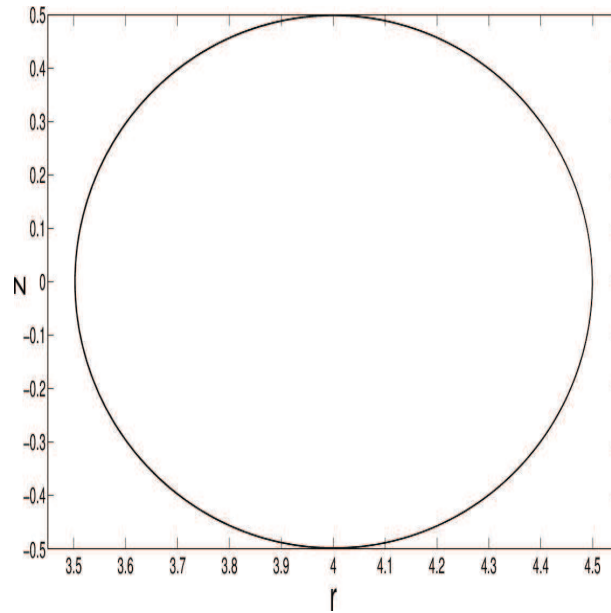


Figure 3. The gyrocenter orbit of the particle with the electromagnetic perturbation and the same initial conditions is given with $dt = 1e - 3$. The orbit is changed from trapped one to passing one.

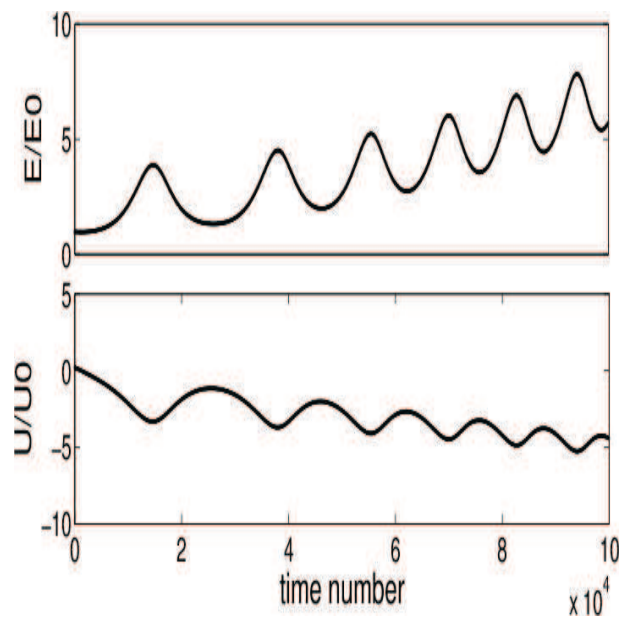


Figure 4. The normalized energy and parallel velocity as functions of time with electromagnetic perturbation with $dt = 1e - 3$.

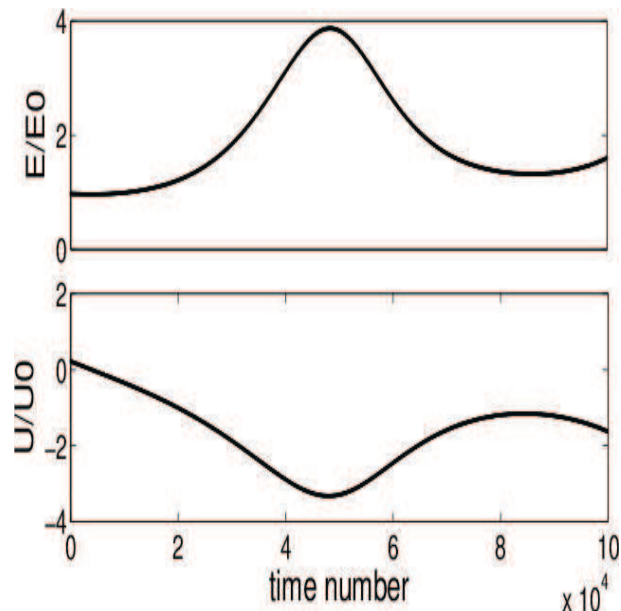


Figure 5. As a comparison, the first period with more accurate time step of $dt = 3e-4$ is given. It's found that no obvious difference exists between this fig and Fig.(4) during the first period.

5. Summary and Discussion

In this paper we pointed out that the traditional GT would violate NIT with resonant electromagnetic perturbation, since G^U can be much larger than one in some range of perturbed parameters. A modified method is given to remove this violation. Taking into account of a broad distribution of velocity of particle ensemble, the resonant behavior is inevitable. Therefore, our method is more plausible as a gyrokinetic theory dealing with the interaction between electromagnetic wave and charged particle in strong magnetic field. In fact, the error of traditional GT can be inferred in an intuitive way that the dynamic equation of U of Eq.(23) doesn't contain the induced electric field.

6. Acknowledgments

7. Appendix

7.1. The traditional GT with low frequency electromagnetic perturbation

The guiding center zero order 1-form is

$$\bar{\gamma}_0 = \left(e\bar{\mathbf{A}}_0 + m\bar{U}\bar{\mathbf{b}} \right) \cdot d\bar{\mathbf{X}} + \frac{m}{e}\bar{\mu}d\bar{\theta} - \left(\bar{\mu}\bar{B} + \frac{1}{2}m\bar{U}^2 \right) dt, \quad (9)$$

where the guiding center coordinates is $\bar{\mathbf{Z}} = (\bar{\mathbf{X}}, \bar{U}, \bar{\mu}, \bar{\theta})$. And the first order 1-form due to the perturbed magnetic potential vector is

$$\begin{aligned} \bar{\gamma}_1 &= e\bar{\mathbf{A}}_1(\bar{\mathbf{X}} + \bar{\rho}_0, t) \cdot d(\bar{\mathbf{X}} + \bar{\rho}_0) \\ &\approx e\bar{\mathbf{A}}_1(\bar{\mathbf{X}}, t) \cdot d\bar{\mathbf{X}} + e(\bar{\rho}_0 \cdot \nabla) \bar{\mathbf{A}}_1(\bar{\mathbf{X}}, t) d\bar{\mathbf{X}} \\ &\quad + e\bar{\mathbf{A}}_1(\bar{\mathbf{X}}, t) \cdot \nabla \bar{\rho}_0 d\bar{\mathbf{X}} + e\bar{\mathbf{A}}_1(\bar{\mathbf{X}}, t) \cdot \frac{\partial \bar{\rho}_0}{\partial \bar{\mu}} d\bar{\mu} + e\bar{\mathbf{A}}_1(\bar{\mathbf{X}}, t) \cdot \frac{\partial \bar{\rho}_0}{\partial \bar{\theta}} d\bar{\theta} \end{aligned} \quad (10)$$

Here, only the first order terms are kept in Eq.(10), \mathbf{A}_1 is given in Eq.(11). To get rid of the θ dynamics in the perturbed 1-form $\bar{\gamma}_1$ in Eq.(10), the coordinate transformation

$$\mathbf{Z} = e^{\bar{G}^i \partial_{\bar{z}^i}} \bar{\mathbf{Z}} \quad (11)$$

is made by transforming $\bar{\mathbf{Z}} = (\bar{\mathbf{X}}, \bar{U}, \bar{\mu}, \bar{\theta}, t) \rightarrow \mathbf{Z} = (\mathbf{X}, U, \mu, \theta, t)$. The center idea of traditional GT is to find a group of \bar{G}_i and an auxiliary gauge function S to make all the factors $\Gamma_{1i}(\mathbf{Z})$ in the new first order 1-form $\Gamma_1(\mathbf{Z})$ equal zero except for $\Gamma_{10} = H_1(\mathbf{Z})$, which is chosen to avoid the secularity of the gauge function S_1 . Eq.(11) induces a transformation between 1-form like

$$\Gamma_1(\mathbf{Z}) = \bar{\gamma}_1(\mathbf{Z}) - L_{G(\mathbf{Z})} \bar{\gamma}_0(\mathbf{Z}) + dS_1(\mathbf{Z}) - H_1(\mathbf{Z}) dt. \quad (12)$$

In this paper, 1-form transformation is carried out up to the first order. By requiring $\Gamma_{1i} = 0$ except $i = 0$, the equations of G^i 's are

$$\mathbf{G}_X = -\frac{1}{eB} (e\mathbf{b} \times \mathbf{A}_1 + \mathbf{b} \times \nabla S_1) - \frac{\mathbf{b}}{m} \frac{\partial S_1}{\partial U} \quad (13)$$

$$G^U = \frac{e}{m} \mathbf{b} \cdot \mathbf{A}_1 + \frac{1}{m} \mathbf{b} \cdot \nabla S_1 \quad (14)$$

$$G^\mu = \frac{e}{m} \left(e\mathbf{A}_1 \cdot \frac{\partial \hat{\rho}_0}{\partial \theta} + \frac{\partial S_1}{\partial \theta} \right) \quad (15)$$

$$G^\theta = -\frac{e^2}{m} \mathbf{A}_1 \cdot \frac{\partial \hat{\rho}_0}{\partial \mu} - \frac{\partial S_1}{\partial \mu}, \quad (16)$$

and the equation for gauge function S_1 is

$$\begin{aligned} \frac{\partial S_1}{\partial t} + \frac{eB}{m} \frac{\partial S_1}{\partial \theta} + U\mathbf{b} \cdot \nabla S_1 + \frac{\mu}{eB} (\mathbf{b} \times \nabla B) \cdot \nabla S_1 - \frac{\mu}{m} (\mathbf{b} \cdot \nabla B) \frac{\partial S_1}{\partial U} \\ = -\frac{e^2 B}{m} \mathbf{A}_1 \cdot \frac{\partial \hat{\rho}_0}{\partial \theta} - eU \mathbf{A}_1 \cdot \mathbf{b} - \frac{\mu}{B} (\mathbf{b} \times \nabla B) \cdot \mathbf{A}_1 - H_1. \end{aligned} \quad (17)$$

The second term on the right hand side is much smaller than the first term. The solution of S_1 in Eq.(17) is solved order by order. Firstly the gyroangle averaging is carried out. The symbol $\langle \rangle$ in this paper represents the quantity after gyroangle averaging. If defining $F_1 = \langle -eU\mathbf{b} \cdot \mathbf{A}_1 - \frac{\mu}{B} (\mathbf{b} \times \nabla B) \cdot \mathbf{A}_1 \rangle$, for low frequency electromagnetic perturbation the lowest order equation is

$$\begin{aligned} \frac{eB}{m} \frac{\partial S_{10}}{\partial \theta} = -\frac{e^2 B}{m} \mathbf{A}_1(\mathbf{X}, t) \cdot \frac{\partial \hat{\rho}_0}{\partial \theta} \\ - eU\mathbf{b} \cdot \mathbf{A}_1(\mathbf{X}, t) - \frac{\mu}{B} (\mathbf{b} \times \nabla B) \cdot \mathbf{A}_1 - F_1 \end{aligned} \quad (18)$$

which relates the fast variation of S_1 to the gyroangle. The next order equation is

$$\begin{aligned} \frac{\partial S_{11}}{\partial t} + U\mathbf{b} \cdot \nabla S_{11} + \frac{\mu}{eB} (\mathbf{b} \times \nabla B) \cdot \nabla S_{11} - \frac{\mu}{m} (\mathbf{b} \cdot \nabla B) \frac{\partial S_{11}}{\partial U} \\ = F_1 - H_1 \end{aligned} \quad (19)$$

When the resonance happens, F_1 is a quantity independent of time, and therefore introduce secularity to S_{11} if integrating Eq.(19) over time. This secularity of S_{11} can be removed by defining $H_1 = F_1$ to cancel F_1 . Eventually, the total 1-form is

$$\Gamma = (e\mathbf{A}_0 + mU\mathbf{b}) \cdot d\mathbf{X} + \frac{m}{e}\mu d\theta - (\mu B + \frac{1}{2}mU^2 + H_1)dt, \quad (20)$$

by combining the zero order 1-form and the left first order 1-form. The dynamic equations can be derived by applying Euler-Lagrangian equation to the Lagrangian gotten from the 1-form in Eq.(20)

$$\dot{\mathbf{X}} = \left(\frac{\mathbf{b} \times \nabla H}{eB_{\parallel}^*} + \frac{\mathbf{B}^*}{mB_{\parallel}^*} \frac{\partial H}{\partial U} \right), \quad (21)$$

$$\dot{\mu} = 0, \quad (22)$$

$$\dot{U} = -\frac{\mathbf{B}^*}{mB_{\parallel}^*} \cdot \nabla H, \quad (23)$$

$$\dot{\theta} = \frac{e}{m}B_0, \quad (24)$$

where

$$\mathbf{B}^* = \mathbf{B} + \frac{m}{e}U\nabla \times \mathbf{b}, \quad (25)$$

$$B_{\parallel}^* = \mathbf{b} \cdot \mathbf{B}^*, \quad (26)$$

$$H = H_0 + H_1. \quad (27)$$

$$H_0 = \mu B + \frac{1}{2}mU^2 \quad (28)$$

$$H_1 = \left\langle -eU\mathbf{b} \cdot \mathbf{A}_1(\mathbf{X}, t) - \frac{\mu}{B}(\mathbf{b} \times \nabla B) \cdot \mathbf{A}_1 \right\rangle \quad (29)$$

7.2. The modified GT

Compared with traditional GT which requires $\Gamma_{1i} = 0$ for each i , our modified edition GT requires $\Gamma_{1i} = 0$ for $i = U, \mu, \theta$ and $\Gamma_{1\mathbf{X}} = e\mathbf{A}_1 \cdot d\mathbf{X}$ after the operation of LPTT. Carrying out LPTT to the first order, the equations of G^i s are

$$\mathbf{G}_{\mathbf{X}} = -\frac{1}{eB}\mathbf{b} \times \nabla S_1 - \frac{\mathbf{b}}{m} \frac{\partial S_1}{\partial U} \quad (30)$$

$$G^U = \frac{1}{m}\mathbf{b} \cdot \nabla S_1 \quad (31)$$

$$G^\mu = \frac{e}{m} \left(e\mathbf{A}_1 \cdot \frac{\partial \hat{\rho}_0}{\partial \theta} + \frac{\partial S_1}{\partial \theta} \right) \quad (32)$$

$$G^\theta = -e\mathbf{A}_1(\mathbf{X}, t) \cdot \frac{\partial \hat{\rho}_0}{\partial \mu} - \frac{\partial S_1}{\partial \mu} \quad (33)$$

The equation of gauge function S_1 is

$$\begin{aligned} \frac{\partial S_1}{\partial t} + \frac{eB}{m} \frac{\partial S_1}{\partial \theta} + U \mathbf{b} \cdot \nabla S_1 + \frac{\mu}{eB} (\mathbf{b} \times \nabla B) \cdot \nabla S_1 - \frac{\mu}{m} (\mathbf{b} \cdot \nabla B) \frac{\partial S_1}{\partial U} \\ = -\frac{e^2 B}{m} \mathbf{A}_1 \cdot \frac{\partial \rho_0}{\partial \theta} - H_1, \end{aligned} \quad (34)$$

where $-\frac{e^2 B}{m} \mathbf{A}_1 \cdot \frac{\partial \rho_0}{\partial \theta}$ belongs to the lowest order equation of S_1 . And no term existing in Eq.(34) to introduce secularity to S_1 . The first order energy is chosen to be $H_1 = 0$. And the new total 1-form up to the first order of $O(\varepsilon)$ is

$$\Gamma = (e \mathbf{A}_0 + e \mathbf{A}_1 + m U \mathbf{b}) \cdot d\mathbf{X} + \frac{m}{e} \mu d\theta - (\mu B + \frac{1}{2} m U^2) dt. \quad (35)$$

By applying Euler-Lagrangian equation to the Lagrangian obtained from the 1-form in Eq.(35), or by the Hamiltonian equations Eq.(18) in Ref.([1]) for general Hamiltonian system in that paper

$$\frac{dz^j}{dz^0} = J^{jk} \left(\frac{\partial \gamma_k}{\partial z^0} - \frac{\partial \gamma_0}{\partial z^k} \right) \quad (36)$$

where J^{jk} is the Lagrangian Bracket, γ_0 is Hamiltonian and γ_k is the k th component of Lagrangina 1-form, the corresponding dynamic equations are derived as

$$\dot{\mathbf{X}} = \frac{\mathbf{b} \times \nabla H_0}{e B_{\parallel}^*} + \frac{U \mathbf{B}^*}{B_{\parallel}^*} + \frac{\partial \mathbf{A}_1 / \partial t \times \mathbf{b}}{B_{\parallel}^*}, \quad (37)$$

$$\dot{\mu} = 0, \quad (38)$$

$$\dot{U} = -\frac{\mathbf{B}^*}{m B_{\parallel}^*} \cdot \nabla (\mu B_0) - \frac{e}{m} \mathbf{b} \cdot \frac{\partial}{\partial t} \mathbf{A}_1, \quad (39)$$

$$\dot{\theta} = \frac{e}{m} B_0, \quad (40)$$

where $\mathbf{B}^* = \mathbf{B}_0 + \mathbf{B}_1 + \frac{m}{e} U \nabla \times \mathbf{b}$.

References

- [1] Cary, J., Littlejohn, R., 1983. *Ann. Phys.*, 151: 1
- [2] Brizard, A. J., Doctor dissertation, *Nonlinear Gyrokinetic Tokamak Physics* (1990).
- [3] Brizard, A. J., Hahm, T. S., 2007. *Rev. Mod. Phys.*, 79: 421
- [4] Cary, J. R., Brizard, A. J., 2009. *Rev. Mod. Phys.*, 81: 693
- [5] Lee, W. W., 1987. *J. Comput. Phys.*, 72: 243
- [6] Xu, X. Q., Rosenbluth, M. N., 1991. *Physics of Fluids B*, 3: 627
- [7] Lin, Z., Tang, W. M., Lee, W. W., 1995. *Phys. Plasmas.*, 2: 2975
- [8] Idomura, Y., Urano, H., Aiba, N., et al., 2009. *Nucl. Fusion*, 49: 065029
- [9] Qin, H., Tang, W. M., Lee, W. W., et al., 1999. *Phys. Plasmas.*, 6: 1575
- [10] Biancalani, A., Bottino, A., Briguglio, S., et al., 2016. *Phys. Plasmas.*, 23: 012108
- [11] Hahm, T. S., 1988. *Phys. Fluids.*, 31: 2670
- [12] Zhang, S. X., Li, J., Imadera, K., et al., Submitted to *Nucl. Fusion* (2016)
- [13] Park, G., Chang, C. S., 2007. *Phys. Plasmas.*, 14: 052503