

Fast Phase-manipulation of the Single Nuclear Spin Induced by an Electric Field

T. Shimo-Oka,¹ Y. Tokura,² Y. Suzuki,¹ N. Mizuochi^{1,a}

¹*Graduate School of Engineering Science, Osaka University, Toyonaka, Osaka 560-8531, Japan*

²*Graduate School of Pure and Applied Sciences, University of Tsukuba, Tsukuba, Ibaraki 305-8571, Japan*

Abstract

We propose a fast phase-gating of a single nuclear spin, which interacts with the single electronic spin of the nitrogen-vacancy center in diamond. Our gate operation is to be called the geometric quantum gate; a geometric phase shift of the electron spin induced by the rotating electric field, is utilized to control the nuclear-spin phase. The gate time is inversely proportional to the frequency of the electric-field rotation; we estimate that the phase-gate time is orders shorter than hitherto reported. We also show the robustness against decoherence and systematic errors.

^a mizuochi@mp.es.osaka-u.ac.jp

The realization of long-lived quantum bits (qubits) with sufficient operability is an essential problem facing quantum information processing. From this perspective, a single electronic spin of the nitrogen-vacancy (NV) center in diamond is one of the most attractive platforms owing to its outstanding spin coherence ($T_2 > 1$ ms at room temperature (RT)) [1]. In hybrid systems, the single NV electron spin couples to a wide range of forces: optical, magnetic, and electrical. Optical pumping allows spin initialization, readout [2] and coherent couplings with single photons at low temperatures [3]. Stark shifts in the excited states cause spin-sublevel shifts in the ground states via spin-orbit couplings at RT [4]. The electrical control shows a new pathway to control individual defects at the nanoscale [5]. In addition, hyperfine couplings enable the quantum manipulations of single nuclear spins including coherent control [6], polarization, and single-shot detection [7–9]. Nuclear spins are well known for their prominent spin coherence ($T_2 > 1$ s) [10], so single nuclear spins are utilized as quantum memories. However, because of the small magnetic moment, nuclear Rabi oscillations are much slower than those of electron spins.

Nuclear spin phase-gates induced by electron spin transitions have been theoretically proposed [11] and experimentally demonstrated [12] as a solution to this problem. The literature has reported phase-gates of the nitrogen nuclear spin, wherein the operation is enabled by the hyperfine couplings and off-resonant transitions of electron spins; to suppress the pulse errors of off-resonant driving, high-fidelity operation requires fast electron-spin Rabi oscillations ($\gg 3$ MHz). The upper limit of this gate time is determined by the hyperfine constant (165 ns) [11], which is approximately 100 times faster than the gate time of traditional nuclear Rabi oscillations [12].

Here, we propose a new method for fast phase manipulations of a single nuclear

spin. This gate time is not limited by the hyperfine constant; in principle, this method offers an improvement of the gate time more than order of magnitude. Here, we utilize the geometric phase of the single NV electron spin [13–16]; the nuclear spin phase-shifts are enabled by electron spin rotations on a constant energy surface, rather than by electron spin transitions. Thus, we do not have to consider the pulse-error of off-resonant transitions. This electron spin rotation is controlled by a rotating electric field via NV-electric-field effects; the electric-field control is better than the microwave control for fast operations, the reason for which is discussed later. The time-evolution of the electron spin depends on nuclear spin states. Therefore, a rotating electric field enables nuclear spin phase-shifts. We also find that our gates are robust against decoherence and systematic errors. Finally, we show how to implement the conditional phase-gate using two different nuclear spins.

We first show an effective Hamiltonian. Our NV electron spin interacts with a single nitrogen-15 (^{15}N) nuclear spin. The ground-state spin Hamiltonian of the ^{15}NV center is described [4,17,18] as

$$H = DS_z^2 + \gamma_e B_z S_z + dE_y (S_x^2 - S_y^2) + dE_x (S_x S_y + S_y S_x) + A_{\parallel} S_z I_z + A_{\perp} (S_+ I_- + S_- I_+) \quad (1)$$

where S is the electron spin-1 operator, I is the nuclear spin-1/2 operator, γ_e is the electron gyromagnetic ratio, B_z is the static magnetic field oriented along the NV axis, $d/2\pi$ ($= 1.7$ kHz m/V) is the electric dipole moment, and $E_{x,y}$ are the electric fields whose directions are perpendicular to the NV axis (Fig.1(a)). D is the zero-field splitting parameter, and A_{\parallel} (A_{\perp}) is the hyperfine coupling constant. These parameters are set to their reported values of $D/2\pi = 2.87\text{GHz}$, $A_{\parallel}/2\pi = 3.03\text{MHz}$, and $A_{\perp}/2\pi = 3.65\text{ MHz}$. Here, we omitted the nuclear Zeeman terms for simplicity because these terms are much smaller than the others and do not make any essential contributions. In the following, we use $| \rangle_E (| \rangle_N)$ to represent electron (nitrogen nuclear) spin states. The large zero-field splitting allows to neglect the electron-nuclear flip-flop terms of Eq. (1); moreover, under the large

magnetic-field conditions $\gamma_e B_z \gg A_{\parallel}$, dE , where $E = \sqrt{E_y^2 + E_x^2}$, the interaction picture Hamiltonian, $H^I = \exp(iDS_z^2 t) H \exp(-iDS_z^2 t) - DS_z^2$, is simplified to $H^I \sim H_0 + H_n$ [19], where:

$$H_0 \sim \gamma_e B_z \left(1 + \frac{1}{2} \left(\frac{dE}{\gamma_e B_z} \right)^2 \right) S'_z + A_{\parallel} \left(1 - \frac{1}{2} \left(\frac{dE}{\gamma_e B_z} \right)^2 \right) S'_z I_z, \quad (2)$$

$$H_n \sim \gamma_e \delta B_z \left(1 - \frac{1}{2} \left(\frac{dE}{\gamma_e B_z} \right)^2 \right) S'_z + \gamma_e \delta B_z \left(\frac{dE}{\gamma_e B_z} \right)^2 \left(\frac{A_{\parallel}}{\gamma_e B_z} \right) S'_z I_z. \quad (3)$$

Here, to consider the effect of noisy magnetic-field environments, we add noise magnetic fields, $B_z \rightarrow \delta B_z$, which we assume to be small, $B_z \gg |\delta B_z|$. S'_z is a new electron-spin operator whose spin eigenstates are:

$$|1'\rangle_E \otimes |\uparrow(\downarrow)\rangle_N = \frac{1}{C_{I=\uparrow(\downarrow)}} \left(\left(\gamma_e B_{eff}^{I=\uparrow(\downarrow)} + \sqrt{\left(\gamma_e B_{eff}^{I=\uparrow(\downarrow)} \right)^2 + (dE)^2} \right) |1\rangle_E + dE e^{i\varphi_E} |-1\rangle_E \right) \otimes |\uparrow(\downarrow)\rangle_N, \quad (4)$$

$$|-1'\rangle_E \otimes |\uparrow(\downarrow)\rangle_N = \frac{1}{C_{I=\uparrow(\downarrow)}} \left(dE e^{-i\varphi_E} |1\rangle_E - \left(\gamma_e B_{eff}^{I=\uparrow(\downarrow)} + \sqrt{\left(\gamma_e B_{eff}^{I=\uparrow(\downarrow)} \right)^2 + (dE)^2} \right) |-1\rangle_E \right) \otimes |\uparrow(\downarrow)\rangle_N, \quad (5)$$

$$|0'\rangle_E \otimes |\uparrow(\downarrow)\rangle_N = |0\rangle_E \otimes |\uparrow(\downarrow)\rangle_N, \quad (6)$$

where $\gamma_e B_{eff}^{I=\uparrow(\downarrow)} = \gamma_e B_z + (-) A_{\parallel}/2$, $\tan\varphi_E = E_x/E_y$, and $C_{I=\uparrow(\downarrow)}$ is a normalization constant.

According to Eq. (2), the electric field modulates the effective electron Zeeman interaction and effective hyperfine interaction. From Eq. (3), we also find that the electric field suppresses decoherence processes only depending on electron spins, but that we should consider nuclear-spin decoherence via hyperfine interactions.

For considering the NV-spin time-evolution, we calculate the dynamic and geometric phases of electron spins. We briefly introduce a means of calculating the dynamic and the geometric phases of qubits under adiabatic conditions [20]. The time-evolution of any qubit states in Hilbert space is governed by the Schrödinger equation,

$$H(t)|\psi(t)\rangle = i\hbar \frac{d}{dt} |\psi(t)\rangle. \quad (7)$$

We define the qubit state in a projective Hilbert space as $|\tilde{\psi}(t)\rangle \equiv e^{-i\alpha(t)} |\psi(t)\rangle$, where

$\alpha(0) = 0$. From Eq. (7), the phase $\alpha(t)$ is

$$\frac{d}{dt}\alpha(t) = -\frac{1}{\hbar}\langle\psi(t)|H(t)|\psi(t)\rangle + i\langle\tilde{\psi}(t)|\frac{d}{dt}|\tilde{\psi}(t)\rangle. \quad (8)$$

The first term corresponds to the dynamic phase, and the second term corresponds to the geometric phase. Next, we consider the geometric phase of one Z-axis cyclic evolution because this operation corresponds to the time evolution of our NV electron spins. The qubit state is represented as

$$|\tilde{\psi}(t)\rangle = \cos\left(\frac{\theta}{2}\right)|1\rangle + e^{i\varphi(t)}\sin\left(\frac{\theta}{2}\right)|-1\rangle, \quad (9)$$

where θ is the angle from the Z-axis, and φ is the relative phase. From Eqs. (8) and (9), the geometric phase is

$$\gamma^s(\theta) = -\int_C d\varphi \frac{1}{2} \cos\theta = \varphi_0 - \pi \cos\theta, \quad (10)$$

where C is the closed curve in the projective Hilbert space, and we define the integral constant, φ_0 , to satisfy $\gamma^s(\theta=0) = 0$.

Here, the large zero-field splitting is important for electron spin rotations on a constant energy surface; however, this large splitting makes it difficult for microwave control to tilt the electron spin. Thus, the electron spin rotation is performed by rotating the electric field at an angle of $\varphi_E (= \omega t) = \tan^{-1}(E_x/E_y)$, in the laboratory frame, where ω is the frequency of the rotation. To perform the electron time-evolution on a constant-energy surface, we should fix the eigenvalue of H_0 . According to Eq. (2), this condition is satisfied by keeping the electric-field amplitude E at a constant.

Before calculating the NV-spin time evolution, we confirm the adiabatic conditions. From the Hamiltonian of Eq. (1), the rotating electric field makes electron

spin transitions between $m_s = +1$ and $m_s = -1$. From the Rabi formula [21], the transition probability is suppressed in following conditions, $dE \ll |\omega - 2\gamma_e B_z|$. For example, when we set the rotating electric field as $dE / 2\pi = 3.5$ MHz, the field's frequency as $\omega / 2\pi = 3.0$ GHz, and the static magnetic field as $\gamma_e B_z / 2\pi = 25$ MHz, we can neglect the transition and assume that spin states stay in the eigenstates of the Hamiltonian of Eq. (2) under the rotating electric field.

We next calculated the time evolution of NV electron spins. Here, H_0 and H_n commute, and we first focus on the dynamics of H_0 . On-resonance spin control initially sets the electron spin states to $|1'\rangle_E^I \otimes |\uparrow(\downarrow)\rangle_N = \exp(iH_0 t_0) |1'\rangle_E \otimes |\uparrow(\downarrow)\rangle_N$ under a static electric field, where t_0 is the time just before the gate-operation. Thus, NV electron spins start rotating from the eigenstates under a static electric field. The geometric phase after an electron-spin cyclic operation is calculated from comparison between Eqs. (4) and (9) because the electron spin states $|1'\rangle_E^I$ perform as two-level systems like qubits. Under the small electric field conditions $\gamma_e B_{eff} \gg dE$, we can approximate $\cos \theta \sim 1 - \frac{1}{2} \left(dE / \gamma_e B_{eff}^{I=\uparrow(\downarrow)} \right)^2$, where we neglect higher-order terms. The geometric phase of Eq. (10) is described as

$$\gamma_{I=\uparrow(\downarrow)}^g = \varphi_0^{I=\uparrow(\downarrow)} - n\pi \left(1 - \frac{1}{2} \left(\frac{dE}{\gamma_e B_{eff}^{I=\uparrow(\downarrow)}} \right)^2 \right), \quad (11)$$

where n is the number of cyclic operations. We next consider the integral constant $\varphi_0^{I=\uparrow(\downarrow)}$. In general, on-resonant control initially sets NV-spin states to the interaction picture of H_0 ; the dynamic phase corresponds to the time evolution depending on energy shifts from the eigenvalue of H_0 . Here, the electron spin rotates on a constant energy surface, and has

an eigenvalue that is a constant under the rotating electric field. Thus, dynamic phases do not appear. We also assume the initial condition $\gamma_{I=\uparrow(\downarrow)}^s(E=0)=0$. Then, $\varphi_0^{I=\uparrow(\downarrow)}$ is described as $\varphi_0^{I=\uparrow(\downarrow)} = -\gamma_{I=\uparrow(\downarrow)}^d + n\pi$. The total phase-shifts depending on nuclear spin states

$\gamma_{I=\uparrow(\downarrow)}$ are:

$$\gamma_{I=\uparrow(\downarrow)}(t) = \gamma_{I=\uparrow(\downarrow)}^d + \gamma_{I=\uparrow(\downarrow)}^s = \frac{\omega t}{4} \left(\frac{dE}{\gamma_e B_{\text{eff}}^{I=\uparrow(\downarrow)}} \right)^2, \quad (12)$$

where $2\pi n = \omega t$.

We next consider the time-evolution of our gate operation. We initially set the spin states to $|\psi(0)\rangle = |1\rangle_E' \otimes \frac{1}{\sqrt{2}}(|\uparrow\rangle_N + |\downarrow\rangle_N)$ under a static electric field. After rotating the electric field, the spin states evolve as

$$|\psi(t)\rangle = \frac{1}{\sqrt{2}} |1\rangle_E' \otimes \left(\exp(-i\gamma_{I=\uparrow}(t)) |\uparrow\rangle_N + \exp(-i\gamma_{I=\downarrow}(t)) |\downarrow\rangle_N \right). \quad (13)$$

Therefore, the phase shift of the nuclei is $\Delta\gamma(t) = \gamma_{I=\downarrow}(t) - \gamma_{I=\uparrow}(t)$, and from Eq. (12):

$$\Delta\gamma(t) \sim \frac{\omega t}{2} \left(\frac{dE}{\gamma_e B_z} \right)^2 \frac{A_{\parallel}}{\gamma_e B_z}, \quad (14)$$

where we approximate $\left(\gamma_e B_z \pm \frac{A_{\parallel}}{2} \right)^{-1} \sim \frac{1}{\gamma_e B_z} \left(1 \mp \frac{A_{\parallel}}{2\gamma_e B_z} \right)$. Here the gate time T is $T \frac{d}{dt} \Delta\gamma(t) = \pi$.

When we, for example, set the frequency of the electric-field rotation as $\omega / 2\pi = 3.0$ GHz, the gate time is less than 100 ns (Fig.2), which is shorter than the theoretical limit of the nuclear phase-gate induced by electron spin transitions ($\pi/A_{\parallel} = 165$ ns) [11,12]. Moreover, we can apply terahertz electric fields in experiments [22], which do not cause electron spin transitions, and do not break adiabatic conditions; our gate time is inversely proportional to the frequency of the electric-field rotation, so we estimate that the theoretical limit of our gate time is, in principle, much shorter than 100ns.

Nuclear spin coherence is, from Eq. (3), affected by electron-spin decoherence

via hyperfine couplings. Here, we assume that the noise magnetic field is a random classical field [23] described as $B_z \rightarrow \delta B_z f(t)$; the ensemble-average of $f(t)$ is $\langle f(t) \rangle = 0$, so the noise field does not cause phase-shifts in Eq.(8). The correlation function is $\langle f(t) f(0) \rangle \sim \exp(-t/\tau_c)$, where τ_c is the correlation time of the noise field. According to Eq. (13), we can focus on the nuclear-spin decoherence process, and the effective noise Hamiltonian of Eq. (3) can be re-written as

$$V = bf(t)\sigma_z^I, \quad (15)$$

where $b = \frac{\gamma_e \delta B_z}{2} \left(\frac{dE}{\gamma_e B_z} \right)^2 \left(\frac{A_{\parallel}}{\gamma_e B_z} \right)$, and σ_z^I is the nuclear spin Pauli operator. We assume that

b is small, and the time evolution of the density matrix $\rho(t)$ is

$$\rho(t) \sim \rho(0) - i \int_0^t dt' \left[V, \rho(0) - i \int_0^{t'} dt'' [V, \rho(0)] \right], \quad (16)$$

Here the spin-initial state is $\rho(0) = |+\rangle\langle +|_N$, where $|+\rangle_N = \frac{1}{\sqrt{2}}(|\downarrow\rangle_N + |\uparrow\rangle_N)$. We next

consider the ensemble-averaged matrix $\bar{\rho}(t)$, and the nuclear-spin coherence is calculated as $\langle + | \bar{\rho}(t) | + \rangle_N \sim \exp(-\xi(t))$, where $\xi(t) = 2b^2 \tau_c^2 \left(\frac{t}{\tau_c} + \exp(-\frac{t}{\tau_c}) - 1 \right)$. We assume

the source of the noisy magnetic field is the nuclear spin bath [24,25], which has a long correlation time, $\tau_c \gg t$. Thus, we approximate $\xi(t) \sim 2b^2 t^2$, and the coherence time, $\sqrt{2}bT_2^* = 2\pi$, is

$$T_2^* \sim \frac{2\pi\sqrt{2}}{\gamma_e \delta B_z} \left(\frac{\gamma_e B_z}{dE} \right)^2 \left(\frac{\gamma_e B_z}{A_{\parallel}} \right). \quad (17)$$

Figure 3(a) shows that the coherence time is more than 1 ms, which is almost equal to the intrinsic nitrogen-nuclear coherence time ($T_2^* \sim 7$ ms) [26]. We also define the effective number of gate operations, $N \equiv T_2^*/T$; according to Eqs. (14) and (17), $N = \sqrt{2}\omega/\gamma_e \delta B_z$. This means that the number of gate-operation N depends on the

frequency of the electric-field rotation ω and the noise magnetic field δB_z , rather than on the amplitude of the fields E and B_z .

The robustness against systematic errors is of practical importance [27,28]. Here, this systematic error is represented as an unwanted shift of the magnetic field, ΔB_z , and the electric field, ΔE . From Eq. (13), we focus on the nuclear spin states. Here, we define the error as $\varepsilon = 1 - \text{fidelity}$. The fidelity is defined by $\text{tr}(\rho\sigma)$ [29], where $\rho(=|\Psi\rangle\langle\Psi|)$ is the ideal density matrix, and $\sigma(=|\Psi'\rangle\langle\Psi'|)$ is the density matrix with errors. The systematic error causes unwanted unitary transformations and does not cause decoherence, so ρ and σ are pure states. Thus, the systematic error of one nuclear phase-gate is described as

$$\varepsilon \sim \frac{1}{4}(\Delta\gamma(B_z + \Delta B_z, E + \Delta E) - \Delta\gamma(B_z, E))^2, \quad (18)$$

where we neglect the higher-order terms. From Eqs. (14) and (18),

$$\Delta\gamma(B_z + \Delta B_z, E + \Delta E) - \Delta\gamma(B_z, E) \sim 2\pi \left(-\frac{3}{2} \frac{\Delta B_z}{B_z} + \frac{\Delta E}{E} \right). \quad (19)$$

Here, we assume that the unwanted shift is small, $|\Delta B_z / B_z|, |\Delta E / E| \ll 1$, and consider minimum-order terms. From Eq. (19), we find that large magnetic and electric fields allow robust spin-control. From figure 3(b), when the amplitudes of each field have 1.0 % errors, the gate error is approximately 0.6%.

We assume that, in experiments, the rotating field is implemented by two-axis oscillating fields, $E_y = E \cos(\omega t)$ and $E_x = E \sin(\omega t)$. In a realistic experiment, it is difficult to make perfect rotating electric fields; we thus consider systematic phase errors, δ . From Eq.(1), the electric-field-effect Hamiltonian is described as

$$H_E = dE \left(\cos(\omega t + \delta) - i \sin(\omega t) \right) \sigma_+ + dE \left(\cos(\omega t + \delta) + i \sin(\omega t) \right) \sigma_- \quad (20)$$

For simplicity, we represent $|\pm 1\rangle\langle \mp 1|_S$ of Eq. (1) as the Pauli matrix, σ_{\pm} . Here we assume the error δ is small enough that we can neglect the higher-order terms: $\cos(\omega t + \delta) \sim \cos(\omega t) - \delta \sin(\omega t)$. From the time-averaged Hamiltonian of Eq. (20), the high-frequency electric field suppresses the error terms $\frac{\delta}{\tau} \int_0^{\tau} dt \sin(\omega t) \ll 1$, where $1/\omega \ll \tau \ll T$.

Therefore, this gate has robustness against systematic phase errors of the electric field.

For quantum computation, the conditional phase-gate is necessary, and we denote this gate as U_{CNOT} . Here, we utilize the NV electron spin as the actuator qubit, and this gate is performed by two nuclear spins: nitrogen (^{15}N) and third-nearest-neighbor carbon-13 (^{13}C). We consider ^{15}N -nuclear phase-gates, so the phase of ^{15}N -nuclear spin is controlled by the ^{13}C -nuclear spin:

$$U_{\text{CNOT}} |1'\rangle_E \otimes |\varphi(0)\rangle_N \otimes |+\rangle_C = \frac{1}{\sqrt{2}} |1'\rangle_E \otimes \left(|\varphi(t)\rangle_N \otimes |\uparrow\rangle_C + |\varphi(t) + \pi\rangle_N \otimes |\downarrow\rangle_C \right), \quad (21)$$

where $|\rangle_C$ represents ^{13}C -nuclear spin states. This operation requires differential phase-shifts depending on the ^{13}C - nuclear spin states. To show these shifts, we add the hyperfine coupling of the ^{13}C -nuclear spin to the effective magnetic field of Eq.(12) as

$$\gamma_e \mathbf{B}_{\text{eff}} = \left(\gamma_e B_z \pm \frac{A_{\parallel}^{13\text{C}}}{2} \pm \frac{A_{\parallel}^{\text{N}}}{2} \right) = \left(\gamma_e B_{\text{eff}}^{C=\pm} \pm \frac{A_{\parallel}^{\text{N}}}{2} \right), \quad (22)$$

where $\gamma_e B_{\text{eff}}^{C=\pm} = \gamma_e B_z \pm \frac{A_{\parallel}^{13\text{C}}}{2}$, A_{\parallel}^{N} (A_{\parallel}^{C}) is the hyperfine constant of ^{13}C (^{15}N) nuclei, and

$A_{\parallel}^{\text{C}}/2\pi = 14$ MHz [24]. From Eq. (14), we find that the phase-shift, $\Delta\gamma(t)$, of ^{15}N -nuclei depends on the spin state of ^{13}C -nuclei, and we describe each shifts as $\Delta\gamma_{C=\pm}(t)$. The

conditional- phase shift is shown as

$$\left(\Delta\gamma_{C=-} - \Delta\gamma_{C=+}\right)(t) \sim \frac{\omega t}{2} \frac{A_{\parallel}^N (dE)^2}{(\gamma_e B)^3} \left(\sum_{k=1} 2k(2k+1) \left(\frac{A_{\parallel}^C}{2\gamma_e B} \right)^{2k-1} \right). \quad (23)$$

When we set each fields as $\omega / 2\pi = 3.0$ GHz, $dE / 2\pi = 3.5$ MHz, and $\gamma_e B_z / 2\pi = 40$ MHz, the operational time of the conditional phase gate is within 1 μ s.

In summary, we have proposed a nuclear spin phase-gate controlled by a rotating electric field. The nuclear gate time is, in principle, much shorter than the gate time limited by a hyperfine constant, $T \ll \pi/A_{\parallel}$. We also showed the robustness of the proposed system against decoherence ($T_2^* \gg 1$ ms) and several types of systematic errors. Our nuclear-spin phase shifts are controlled without off-resonant transitions, and multi-nuclear spin gates can be demonstrated; we estimated the gate time of conditional-phase-gates of two nuclear-spin systems, and found the gate time is much shorter than the nuclear coherence time. Thus, our nuclear-spin systems are good candidates for quantum memories with sufficient coherence time and outstanding operability. Furthermore, our phase-operation is a significant step toward practical geometric quantum gates in solids. Therefore, our proposal is very important for efficient quantum information-processing.

We are grateful to Yasushi Kondo and Mikio Nakahara for useful discussions. The authors gratefully acknowledge the financial support of SCOPE and Grant-in-Aid for JSPS Fellows Grant Number 13J04142.

- [1] G. Balasubramanian, P. Neumann, D. Twitchen, M. Markham, R. Kolesov, N. Mizuochi, J. Isoya, J. Achard, J. Beck, J. Tissler, V. Jacques, P. R. Hemmer, F. Jelezko, and J. Wrachtrup, *Nat. Mater.* **8**, 383 (2009).

- [2] A. Gruber, A. Drabenstedt, C. Tietz, L. Fleury, J. Wrachtrup, and C. von Borczyskowski, *Science* **276**, 2012 (1997).
- [3] E. Togan, Y. Chu, A. S. Trifonov, L. Jiang, J. Maze, L. Childress, M. V. G. Dutt, A. S. Sørensen, P. R. Hemmer, A. S. Zibrov, and M. D. Lukin, *Nature* **466**, 730 (2010).
- [4] F. Dolde, H. Fedder, M. W. Doherty, T. Nöbauer, F. Rempp, G. Balasubramanian, T. Wolf, F. Reinhard, L. C. L. Hollenberg, F. Jelezko, and J. Wrachtrup, *Nat. Phys.* **7**, 459 (2011).
- [5] P. V. Klimov, A. L. Falk, B. B. Buckley, and D. D. Awschalom, *Phys. Rev. Lett.* **112**, 087601 (2014).
- [6] F. Jelezko, T. Gaebel, I. Popa, M. Domhan, A. Gruber, and J. Wrachtrup, *Phys. Rev. Lett.* **93**, 130501 (2004).
- [7] L. Robledo, L. Childress, H. Bernien, B. Hensen, P. F. A. Alkemade, and R. Hanson, *Nature* **477**, 574 (2011).
- [8] G. Waldherr, Y. Wang, S. Zaiser, M. Jamali, T. Schulte-Herbrüggen, H. Abe, T. Ohshima, J. Isoya, J. F. Du, P. Neumann, and J. Wrachtrup, *Nature* **506**, 204 (2014).
- [9] T. H. Taminiau, J. Cramer, T. van der Sar, V. V Dobrovitski, and R. Hanson, *Nat. Nanotechnol.* **9**, 171 (2014).
- [10] P. C. Maurer, G. Kucsko, C. Latta, L. Jiang, N. Y. Yao, S. D. Bennett, F. Pastawski, D. Hunger, N. Chisholm, M. Markham, D. J. Twitchen, J. I. Cirac, and M. D. Lukin, *Science* **336**, 1283 (2012).

- [11] M. S. Everitt, S. Devitt, W. J. Munro, and K. Nemoto, Phys. Rev. A **89**, 052317 (2014).
- [12] S. Sangtawesin, T. O. Brundage, and J. R. Petta, Phys. Rev. Lett. **113**, 020506 (2014).
- [13] C. Zu, W. B. Wang, L. He, W. G. Zhang, C. Y. Dai, F. Wang, and L. M. Duan, Nature **514**, 72 (2014).
- [14] S. Arroyo-Camejo, A. Lazariiev, S. W. Hell, and G. Balasubramanian, Nat. Commun. **5**, 4870 (2014).
- [15] K. Zhang, N. M. Nusran, B. R. Slezak, and M. V. G. Dutt, E-print:arXiv:1410.2791 .
- [16] C. G. Yale, F. J. Heremans, B. B. Zhou, A. Auer, G. Burkard, and D. D. Awschalom, E-print:arXiv:1507.08993 .
- [17] F. Dolde, M. W. Doherty, J. Michl, I. Jakobi, B. Naydenov, S. Pezzagna, J. Meijer, P. Neumann, F. Jelezko, N. B. Manson, and J. Wrachtrup, Phys. Rev. Lett. **112**, 097603 (2014).
- [18] M. W. Doherty, N. B. Manson, P. Delaney, F. Jelezko, J. Wrachtrup, and L. C. L. Hollenberg, Phys. Rep. **528**, 1 (2013).
- [19] See Supplemental Material at [URL Will Be Inserted by Publisher] for calculating the effective spin Hamiltonian.
- [20] Y. Aharonov and J. Anandan, Phys. Rev. Lett. **58**, 1593 (1987).
- [21] J. J. Sakurai, *Modern Quantum Mechanics* (Addison Wesley, 1993).

- [22] R. Heidinger, G. Dammertz, A. Meier, and M. K. Thumm, *IEEE Trans. Plasma Sci.* **30**, 800 (2002).
- [23] C. D. Aiello, M. Hirose, and P. Cappellaro, *Nat. Commun.* **4**, 1419 (2013).
- [24] N. Mizuochi, P. Neumann, F. Rempp, J. Beck, V. Jacques, P. Siyushev, K. Nakamura, D. J. Twitchen, H. Watanabe, S. Yamasaki, F. Jelezko, and J. Wrachtrup, *Phys. Rev. B* **80**, 041201 (2009).
- [25] X. Rong, J. Geng, F. Shi, Y. Liu, K. Xu, W. Ma, F. Kong, Z. Jiang, Y. Wu, and J. Du, *Nat. Commun.* **6**, 1 (2015).
- [26] F. Dolde, I. Jakobi, B. Naydenov, N. Zhao, S. Pezzagna, C. Trautmann, J. Meijer, P. Neumann, F. Jelezko, and J. Wrachtrup, *Nat. Phys.* **9**, 139 (2013).
- [27] H. K. Cummins, G. Llewellyn, and J. A. Jones, *Phys. Rev. A* **67**, 042308 (2003).
- [28] Y. Kondo and M. Bando, *J. Phys. Soc. Japan* **80**, 054002 (2011).
- [29] P. Neumann, N. Mizuochi, F. Rempp, P. Hemmer, H. Watanabe, S. Yamasaki, V. Jacques, T. Gaebel, F. Jelezko, and J. Wrachtrup, *Science* **320**, 1326 (2008).

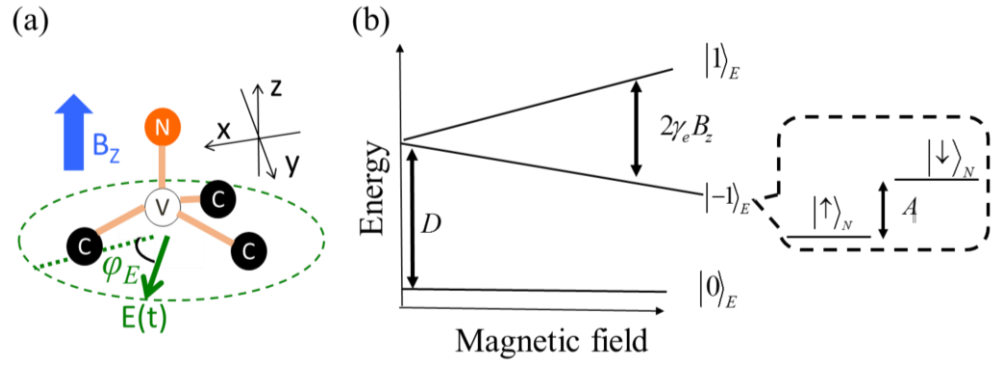


FIG. 1 T. Shimo-Oka et al.

FIG. 1. A single NV electron spin system coupled with a single nitrogen-15 (^{15}N) nuclear spin. (a) Atomic structure of the ^{15}NV center. Magnetic field direction is parallel to the NV axis. Electric field direction is perpendicular to the NV axis. (b) Energy-level diagram of the NV center. The magnetic and electric fields are set to $\gamma_e B_z, dE \ll D$.

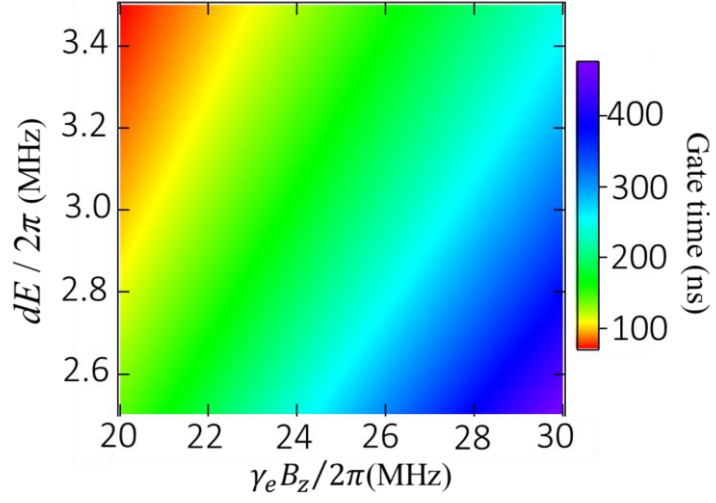


FIG. 2 T. Shimo-Oka et al.

FIG. 2. Nuclear phase-gate time. $\gamma_e B_z$, dE represent the amplitude of the magnetic and electric fields, respectively. The frequency of the electric-field rotation is $\omega / 2\pi = 3.0$ GHz, which is a realistic experimental parameter. The gate time is less than 100 ns, which is faster the theoretical limit of the reported methods [11].

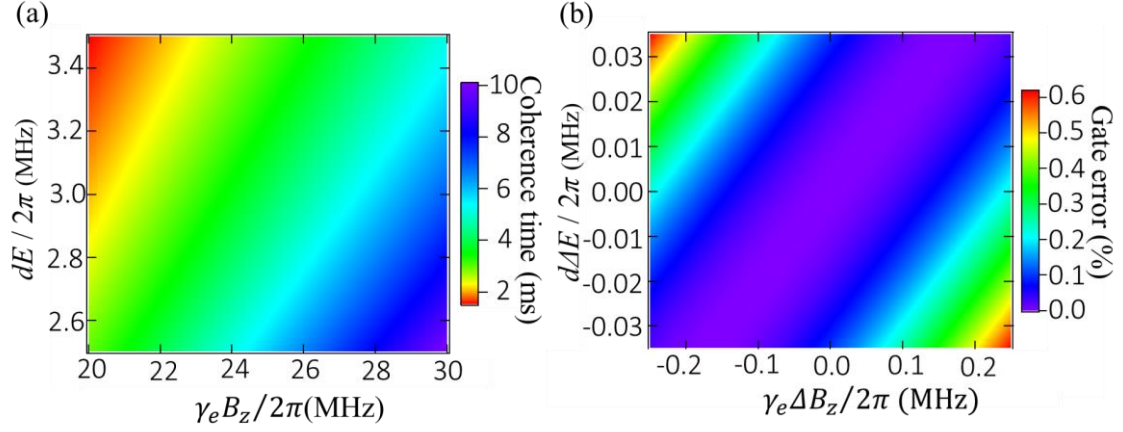


FIG. 3 T. Shimo-Oka et al.

FIG. 3. Robustness against decoherence and systematic errors. (a) Coherence time. $\gamma_e B_z$, dE represent the amplitude of the magnetic and electric fields, respectively. The frequency of the electric-field rotation is $\omega / 2\pi = 3.0$ GHz. We assume the noise amplitude to be $\gamma_e \delta B_z / 2\pi = 0.2$ MHz, which corresponds to a spin bath of natural-abundance ^{13}C nuclei [24]. The coherence time is longer than 1 ms, which is almost the same as the nuclear-spin intrinsic coherence time, $T_2^* = 7$ ms [26]. (b) Systematic error. ΔB_z , ΔE denote unwanted amplitude shifts of the magnetic and electric fields, respectively. The frequency of the electric-field rotation is $\omega / 2\pi = 3.0$ GHz, the amplitude of the rotating electric field is $dE / 2\pi = 3.5$ MHz, and of the static magnetic field is $\gamma_e B_z / 2\pi = 25$ MHz.

SUPPLEMENTARY MATERIAL

T. Shimo-Oka,¹ Y. Tokura,² Y. Suzuki,¹ N. Mizuochi¹

¹*Graduate School of Engineering Science, Osaka University, Toyonaka, Osaka 560-8531, Japan*

²*Graduate School of Pure and Applied Sciences, University of Tsukuba, Tsukuba, Ibaraki 305-8571, Japan*

We show the effective NV Hamiltonian. The NV Hamiltonian Eq. (1) has some off-diagonal terms, which can be neglected for the large-zero-field splitting. To confirm this, we treat the Hamiltonian in the interaction picture

$$\begin{aligned}
 H^I &= \exp(iDS_z^2 t) H \exp(-iDS_z^2 t) - DS_z^2, \\
 H^I &= \gamma_e B_z S_z + dE_y (S_x^2 - S_y^2) + dE_x (S_x S_y + S_y S_x) \\
 &\quad + A_{\parallel} S_z I_z + A_{\perp} \left(\begin{aligned} & \left(\exp(iDt) |1\rangle \langle 0|_E + \exp(-iDt) |0\rangle \langle -1|_E \right) I_- \\ & + \left(\exp(-iDt) |0\rangle \langle 1|_E + \exp(iDt) |-1\rangle \langle 0|_E \right) I_+ \end{aligned} \right). \quad (\text{S1})
 \end{aligned}$$

From the Rabi formula, the maximum transition probability P between $m_s = 0$ and $m_s =$

± 1 is approximately $P \sim \left(1 + \left(\frac{2D}{A_{\perp}} \right)^2 \right)^{-1} \sim 10^{-6}$. Thus, the off-diagonal terms of the hyperfine

coupling are neglected, and Eq. (S1) can be re-written as

$$\begin{aligned}
 H^I &\sim \sqrt{(\gamma_e B_{eff}^{I=\uparrow})^2 + (dE)^2} |1'\rangle \langle 1'|_E \otimes |\uparrow\rangle \langle \uparrow|_N + \sqrt{(\gamma_e B_{eff}^{I=\downarrow})^2 + (dE)^2} |1'\rangle \langle 1'|_E \otimes |\downarrow\rangle \langle \downarrow|_N, \quad (\text{S2}) \\
 &\quad - \sqrt{(\gamma_e B_{eff}^{I=\uparrow})^2 + (dE)^2} |-1'\rangle \langle -1'|_E \otimes |\uparrow\rangle \langle \uparrow|_N - \sqrt{(\gamma_e B_{eff}^{I=\downarrow})^2 + (dE)^2} |-1'\rangle \langle -1'|_E \otimes |\downarrow\rangle \langle \downarrow|_N
 \end{aligned}$$

where $\gamma_e B_{eff}^{I=\uparrow(\downarrow)} = \left(\gamma_e B_z + (-) \frac{A_{\parallel}}{2} \right)$, $E = \sqrt{E_y^2 + E_x^2}$. The eigenstates of spins are given by Eqs.

(4–6).

We next add the noise magnetic field, $B_z \rightarrow B_z + \delta B_z$. When δB_z is small, $B_z \gg |\delta B_z|$, each coupling strength of Eq.(S2) can be simplified as

$$\sqrt{\left(\gamma_e B_{\text{eff}}^{I=\uparrow(\downarrow)} + \gamma_e \delta B_z\right)^2 + (dE)^2} \sim \sqrt{\left(\gamma_e B_{\text{eff}}^{I=\uparrow(\downarrow)}\right)^2 + (dE)^2} \left(1 + \gamma_e \delta B_z \frac{\gamma_e B_{\text{eff}}^{I=\uparrow(\downarrow)}}{\left(\gamma_e B_{\text{eff}}^{I=\uparrow(\downarrow)}\right)^2 + (dE)^2}\right), \quad (\text{S3})$$

where we have neglected the second-order terms. Here, we find that the non-perturbation terms and the noise perturbation terms are separable. From Eqs. (S2) and (S3), under large magnetic conditions $\gamma_e B_z \gg A_{\parallel}, dE$, the coupling strength, $\sqrt{\left(\gamma_e B_{\text{eff}}^{I=\uparrow(\downarrow)}\right)^2 + (dE)^2}$, is simplified as

$$\sqrt{\left(\gamma_e B_z \pm \frac{A_{\parallel}}{2}\right)^2 + (dE)^2} \sim \left(\gamma_e B_z \pm \frac{A_{\parallel}}{2}\right) \left(1 + \frac{1}{2} \left(\frac{dE}{\gamma_e B_z}\right)^2\right), \quad (\text{S4})$$

and the non-perturbation Hamiltonian, H_0 , of Eq. (2) is described, where we have omitted the higher-order terms. In this condition, the noise terms of Eq. (S3) are also simplified:

$$\gamma_e \delta B_z \frac{\gamma_e B_{\text{eff}}^{I=\uparrow(\downarrow)}}{\left(\gamma_e B_{\text{eff}}^{I=\uparrow(\downarrow)}\right)^2 + (dE)^2} \sim \frac{\gamma_e \delta B_z}{\gamma_e B_{\text{eff}}^{I=\uparrow(\downarrow)}} \left(1 - \left(\frac{dE}{\gamma_e B_{\text{eff}}^{I=\uparrow(\downarrow)}}\right)^2\right). \quad (\text{S5})$$

From Eqs. (S2–S5), the noise Hamiltonian (Eq. (3)) is described by taking the minimum-order terms.