

Adaptive Detection of Point-like Targets in Spectrally Symmetric Interference

A. De Maio, *Fellow, IEEE*, D. Orlando, *Senior Member, IEEE*, C. Hao, *Member, IEEE*, and G. Foglia, *Member, IEEE*,

Abstract—We address adaptive radar detection of targets embedded in ground clutter dominated environments characterized by a symmetrically structured power spectral density. At the design stage, we leverage on the spectrum symmetry for the interference to come up with decision schemes capable of capitalizing the a-priori information on the covariance structure. To this end, we prove that the detection problem at hand can be formulated in terms of real variables and, then, we apply design procedures relying on the GLRT, the Rao test, and the Wald test. Specifically, the estimates of the unknown parameters under the target presence hypothesis are obtained through an iterative optimization algorithm whose convergence and quality guarantee is thoroughly proved. The performance analysis, both on simulated and on real radar data, confirms the superiority of the considered architectures over their conventional counterparts which do not take advantage of the clutter spectral symmetry.

Index Terms—Adaptive Radar Detection, Constant False Alarm Rate, Generalized Likelihood Ratio Test, Recursive Estimation, Symmetric Spectra.

I. INTRODUCTION

IN THE LAST YEARS, radar community undertook different routes towards the design of adaptive detection schemes. The most common design criteria as the Generalized Likelihood Ratio Test (GLRT), the Rao test, and the Wald test have been exploited in conjunction with specific conditions on the interference affecting the target echoes usually arising in some operating scenarios.

The seminal approach by Kelly et al. [1]–[3] did not foresee any additional assumption on the spectral properties of the interference except for the circular symmetry. The authors suppose that a set of secondary data, free of signal components and sharing the same spectral properties of the data under test (primary data), is available to estimate the interference covariance matrix. However, this scenario (also known as homogeneous scenario) dictates a constraint on the the number, K say, of secondary data. More precisely, conventional decision schemes require the inversion of the

sample covariance matrix. To this end, it is required that K has to be greater than or equal to the dimension of the data vectors, N say. Additionally, detection performances are strongly affected by the estimation quality of the interference covariance matrix [1], which relates to K . A lower bound on K , which ensures good detection performances, is $2N$, i.e., $K \geq 2N$. When this condition is not fulfilled due, for instance, to heterogeneity between primary and secondary data, severe performance degradations are experienced [4]–[6]. As a matter of fact, secondary data are often contaminated by power variations over range, clutter discretizes, and other outliers, which drastically reduce number of homogeneous secondary data. Adaptive detection of signals buried in interference environments for which the secondary data volume is not large is referred to as *sample-starved problem* [7], [8].

Strategies conceived to cope with such situations exhibit a common denominator that consists in incorporating the available *a priori* information into the detector design (knowledge-aided paradigm). For instance, in [9], the authors show that significant performance improvements can be achieved exploiting the available information about the surrounding environment. In particular, they propose algorithms which use the information provided by a geographic information system in order to properly select secondary data. Another example is provided in [10], where the Bayesian approach is employed assuming that the unknown covariance matrix of the interference obeys a suitable distribution. Under this hypothesis, two GLRT-based detectors are derived and the performance analysis on real data reveals the superiority of the proposed detectors with respect to their non-Bayesian counterparts when the training set is small. The Bayesian framework can be also used together with the structural information on the interference covariance matrix [11] as shown in [12], where the disturbance is modeled as a multi-channel auto-regressive process with a random cross-channel covariance matrix (see also [13], [14]).

In radar applications, where systems are equipped with array of sensors, structural information about the interference covariance matrix arises from the exploitation of specific class of geometries. For instance, in the case of a symmetrically spaced linear array or a system transmitting symmetrically spaced pulse trains, collected data could be statistically symmetric in forward and reverse directions. This results into an interference covariance matrix which shares a so-called “doubly” symmetric form, i.e., Hermitian about its principal diagonal and persymmetric about its cross diagonal [15]. The mentioned special structure is also induced for the steering vector and allows to achieve interesting processing gains [16].

A. De Maio is with the Dipartimento di Ingegneria Elettrica e delle Tecnologie dell’Informazione, Università degli Studi di Napoli “Federico II”, via Claudio 21, I-80125 Napoli, Italy. E-mail: ademai@unina.it.

D. Orlando is with Engineering Faculty of Università degli Studi “Niccolò Cusano”, via Don Carlo Gnocchi 3, 00166 Roma, Italy. E-mail: danilo.orlando@unicusano.it.

C. Hao is with the State Key Laboratory of Information Technology for Autonomous Underwater vehicles, Chinese Academy of Sciences, 100190 Beijing, China. E-mail: haochengp@mail.ioa.ac.cn.

G. Foglia is with ELETTRONICA S.p.A., Via Tiburtina Valeria Km 13,700, 00131 Roma, Italy. E-mail: goffredo.foglia@gmail.com.

This work was supported in part by the National Natural Science Foundation of China under Grant Nos. 61172166 and 61571434.

It is important to highlight that the persymmetric structure is not limited to linear arrays but it can be found in different geometries such as standard rectangular arrays, uniform cylindrical arrays (with an even number of elements), and some standard exagonal arrays [16]. Several approaches, relying on the persymmetry, have been developed to achieve improved detection performances in training-limited scenarios; just to give some examples, see [17]–[24].

Another source of a priori information, which can be exploited in the design of adaptive algorithms, is the possible symmetry in the clutter spectral characteristics. In fact, it is well-known that *ground clutter* observed by a stationary monostatic radar often exhibits a symmetric Power Spectral Density (PSD) centered around the zero-Doppler frequency and whose integral (clutter power) depends on the type of illuminated background [25]. This property has been corroborated by diverse statistical analyses on experimentally measured data [26], [27] and implies that clutter autocorrelation function is real-valued and even. It represents an important structure which reduces the number of nuisance parameters to estimate and can be exploited at the design stage. Specifically, collected data are organized into vectors which, from a statistical perspective, are modeled in terms of circularly symmetric complex Gaussian vectors. Now, if the clutter autocorrelation function is real, then the resulting covariance matrix is real. Each complex vector is thus statistically equivalent to a pair of independent real Gaussian vectors and the original detection problem can be transferred from the complex domain to the real domain. As a result the number of secondary data is increased by a factor 2.

Following the above guideline, we focus on ground clutter dominated environments and design four adaptive decision schemes which leverage on the symmetric PSD structure for the interference. We first transform the problem from the complex domain to the real domain and then solve the new hypothesis test resorting to design procedures relying on the GLRT, the Rao test, and the Wald test. It is worth observing that the mathematical derivation of the plain GLRT and the Wald test for the problem at hand is a formidable task (at least to the best of authors' knowledge). For this reason, we exploit *ad-hoc* suboptimum procedures (but with a quality guarantee), which are suitable modifications of previous criteria, to devise four adaptive decision schemes. More precisely, the first is obtained by means of the well-known two-step GLRT-based design procedure [2], whereas the second, which is asymptotically equivalent to the plain GLRT, is devised according to the following rationale

- 1) the plain GLRT is evaluated assuming that target amplitudes are perfectly known;
- 2) target amplitudes are replaced by suitable estimates provided by a newly proposed iterative estimation algorithm exploiting alternating (cyclic) optimization and sharing quality guarantee.

The last two architectures are devised employing the Rao test design criterion and an ad-hoc modification of the Wald test which exploits the amplitude estimates provided by the aforementioned iterative algorithm. The performance analysis

confirms the superiority of the considered architectures over their conventional counterparts which do not capitalize on the real and even PSD of the clutter.

The remainder of this paper is organized as follows. Section II addresses the problem formulation while Section III deals with the design of the detectors. Section IV provides illustrative examples. Some concluding remarks and hints for future work are given in Section V. Finally, the appendices contain analytical derivations of the results presented in the previous sections.

A. Notation

In the sequel, vectors and matrices are denoted by boldface lower-case and upper-case letters, respectively. Symbols $\det(\cdot)$ and $\text{Tr}(\cdot)$ denote the determinant and the trace of a square matrix, respectively. If A and B are scalars, then $A \times B$ is the usual product of scalars; on the other hand, if A and B are generic sets, $A \times B$ denotes the Cartesian product of sets. The imaginary unit is j , i.e., $\sqrt{-1} = j$. The (i, j) -entry of a generic matrix A is denoted by $\{A\}_{i,j}$. Symbol I_N represents the $(N \times N)$ -dimensional identity matrix, while $\mathbf{0}$ is the null vector or matrix of proper dimensions. The Euclidean norm of a vector is denoted by $\|\cdot\|$. As to the numerical sets, \mathbb{R} is the set of real numbers, $\mathbb{R}^{N \times M}$ is the set of $(N \times M)$ -dimensional real matrices (or vectors if $M = 1$), \mathbb{C} is the set of complex numbers, and $\mathbb{C}^{N \times M}$ is the set of $(N \times M)$ -dimensional complex matrices (or vectors if $M = 1$). Symbol S_{++}^N is used to represent the set of $N \times N$ positive definite symmetric matrices. The real and imaginary parts of a complex vector or scalar are denoted by $\Re(\cdot)$ and $\Im(\cdot)$, respectively. Symbols $(\cdot)^*$, $(\cdot)^T$, and $(\cdot)^\dagger$ stand for complex conjugate, transpose, and conjugate transpose, respectively. The acronym iid means independent and identically distributed while the symbol $E[\cdot]$ denotes statistical expectation. Finally, $A \propto B$ means that A is proportional to B .

II. PROBLEM FORMULATION

In this section, we introduce the detection problem at hand and show that, under the assumption of a symmetric spectrum for the interference, it is equivalent to another decision problem dealing with real vectors and matrices. To this end, let us begin by formulating the initial problem in terms of a binary hypothesis test. Specifically, we assume that the considered sensing systems acquires data from $N \geq 2$ channels which can be spatial and/or temporal. The echoes from the cell under test are properly pre-processed, namely, the received signals are downconverted to baseband or an intermediate frequency; then, they are sampled and organized to form a N -dimensional vector, \mathbf{r} say. We want to test whether or not \mathbf{r} contains useful target echoes assuming the presence of $K \geq N/2$ secondary data. Summarizing, we can write this decision problem as follows

$$\begin{cases} H_0 : \mathbf{r} = \mathbf{n}, & \mathbf{r}_k = \mathbf{n}_k, \quad k = 1, \dots, K, \\ H_1 : \mathbf{r} = \alpha \mathbf{v} + \mathbf{n}, & \mathbf{r}_k = \mathbf{n}_k, \quad k = 1, \dots, K, \end{cases} \quad (1)$$

where

$$\bullet \mathbf{v} = \mathbf{v}_1 + j\mathbf{v}_2 \in \mathbb{C}^{N \times 1} \text{ with } \|\mathbf{v}\| = 1, \mathbf{v}_1 = \Re\{\mathbf{v}\}, \text{ and } \mathbf{v}_2 = \Im\{\mathbf{v}\} \text{ is the nominal steering vector;}$$

- $\alpha = \alpha_1 + j\alpha_2 \in \mathbb{C}$ with $\alpha_1 = \Re\{\alpha\}$ and $\alpha_2 = \Im\{\alpha\}$ represents the target response which is modeled in terms of an unknown deterministic factor accounting for target reflectivity and channel propagation effects;
- $\mathbf{n} = \mathbf{n}_1 + j\mathbf{n}_2 \in \mathbb{C}^{N \times 1}$ and $\mathbf{n}_k = \mathbf{n}_{1k} + j\mathbf{n}_{2k} \in \mathbb{C}^{N \times 1}$, $k = 1, \dots, K$, with $\mathbf{n}_1 = \Re\{\mathbf{n}\}$, $\mathbf{n}_2 = \Im\{\mathbf{n}\}$, $\mathbf{n}_{1k} = \Re\{\mathbf{n}_k\}$, and $\mathbf{n}_{2k} = \Im\{\mathbf{n}_k\}$, are iid circular complex normal random vectors with zero mean and unknown positive definite covariance matrix $\mathbf{M}_0 \in \mathbf{S}_{++}^N$; it is important to observe here that, since the interference shares zero mean and exhibits a PSD symmetric with respect to the zero frequency¹ (i.e., the PSD is an even function), the covariance of the interfering signals is real and even.

Now, recall that a zero-mean complex Gaussian vector $\mathbf{x} = \mathbf{x}_1 + j\mathbf{x}_2 \in \mathbb{C}^{N \times 1}$, $\mathbf{x}_1 = \Re\{\mathbf{x}\}$ and $\mathbf{x}_2 = \Im\{\mathbf{x}\}$, is said to be circular complex normal [29] if $E[\mathbf{x}_1\mathbf{x}_1^T] = E[\mathbf{x}_2\mathbf{x}_2^T]$, $E[\mathbf{x}_1\mathbf{x}_2^T] = -E[\mathbf{x}_2\mathbf{x}_1^T]$. Under the above assumption, the covariance matrix of \mathbf{x} can be written as

$$E[\mathbf{x}\mathbf{x}^\dagger] = 2(E[\mathbf{x}_1\mathbf{x}_1^T] - jE[\mathbf{x}_1\mathbf{x}_2^T]) \in \mathbb{C}^{N \times N}. \quad (2)$$

In (1), we have modeled the disturbance in terms of circular complex normal random vectors with zero mean and real covariance matrix, which, in turn, implies that the cross-covariances between the real and imaginary parts of \mathbf{n} and \mathbf{n}_k , $k = 1, \dots, K$, are zero. Thus, we can claim that \mathbf{n}_1 , \mathbf{n}_2 and \mathbf{n}_{1k} , \mathbf{n}_{2k} , $k = 1, \dots, K$, are iid real Gaussian vectors with zero mean and covariance matrix $\mathbf{M} = \frac{1}{2}\mathbf{M}_0 \in \mathbb{R}^{N \times N}$. As a consequence, we can recast problem (1) into the equivalent form

$$\begin{cases} H_0 : \begin{cases} \mathbf{z}_1 = \mathbf{n}_1, \mathbf{z}_2 = \mathbf{n}_2, \\ \mathbf{z}_{1k} = \mathbf{n}_{1k}, \mathbf{z}_{2k} = \mathbf{n}_{2k}, \end{cases} & k = 1, \dots, K, \\ H_1 : \begin{cases} \mathbf{z}_1 = (\alpha_1\mathbf{v}_1 - \alpha_2\mathbf{v}_2) + \mathbf{n}_1, \\ \mathbf{z}_2 = (\alpha_1\mathbf{v}_2 + \alpha_2\mathbf{v}_1) + \mathbf{n}_2, \\ \mathbf{z}_{1k} = \mathbf{n}_{1k}, \mathbf{z}_{2k} = \mathbf{n}_{2k}, \end{cases} & k = 1, \dots, K. \end{cases} \quad (3)$$

The above problem is formally equivalent to (1). As a matter of fact, for the latter problem, the relevant parameter to decide for the presence of a target is α , or, equivalently, the pair (α_1, α_2) . After transformation leading to (3), the formal structure of the decision problem is again $H_0 : (\alpha_1, \alpha_2) = (0, 0)$, $H_1 : (\alpha_1, \alpha_2) \neq (0, 0)$.

In the next section, we focus on problem (3) and devise adaptive decision schemes based upon the GLRT, the Rao, and the Wald test design criteria.

III. DETECTOR DESIGNS

In this section, four different decision rules are proposed. The first two rely on suitable modifications of the GLRT design criterion. In particular, we consider the so-called two-step GLRT which consists in evaluating the GLRT of the cell under test assuming that \mathbf{M} is known and then replacing

¹Observe that if the PSD of the clutter is a real and even function, then, due to the time/frequency duality of Fourier Transform and to the Wiener-Khinchine Theorem, the autocorrelation function of the clutter is real and even. As a consequence, the clutter covariance matrix belongs to \mathbf{S}_{++}^N .

it with a proper estimate. On the other hand, the second architecture is conceived exploiting a recursive estimation strategy of the target response within the GLRT framework (this point is better explained in what follows). The third decision scheme comes from the application of the Rao test design criterion to the problem at hand. Finally, the last architecture is devised using the Wald test design criterion where we do not exploit the maximum likelihood estimates of the parameters under H_1 , but those obtained by means of the recursive estimation algorithm.

As preliminary step towards the receiver derivations, let us define the following quantities. Specifically, denote by $\mathbf{Z} = [\mathbf{z}_1 \ \mathbf{z}_2]$ the primary data matrix and $\mathbf{Z}_S = [\mathbf{z}_{11} \ \dots \ \mathbf{z}_{1K} \ \mathbf{z}_{21} \ \dots \ \mathbf{z}_{2K}]$ the overall matrix of the training samples. Moreover, the probability density functions (pdfs) of \mathbf{Z} under H_0 and H_1 are given by

$$f(\mathbf{Z}; \mathbf{M}, H_0) = \frac{\exp\left\{-\frac{1}{2}\text{Tr}[\mathbf{M}^{-1}\mathbf{Z}\mathbf{Z}^T]\right\}}{(2\pi)^N \det(\mathbf{M})}, \quad (4)$$

and

$$\begin{aligned} f(\mathbf{Z}; \mathbf{M}, \alpha_1, \alpha_2, H_1) &= \frac{1}{(2\pi)^N \det(\mathbf{M})} \\ &\times \exp\left\{-\frac{1}{2}\text{Tr}\left\{\mathbf{M}^{-1}\left[(\mathbf{z}_1 - \alpha_1\mathbf{v}_1 + \alpha_2\mathbf{v}_2)(\mathbf{z}_1 - \alpha_1\mathbf{v}_1 + \alpha_2\mathbf{v}_2)^T\right.\right.\right. \\ &\quad \left.\left.\left.+ (\mathbf{z}_2 - \alpha_1\mathbf{v}_2 - \alpha_2\mathbf{v}_1)(\mathbf{z}_2 - \alpha_1\mathbf{v}_2 - \alpha_2\mathbf{v}_1)^T\right]\right\}\right\}, \end{aligned} \quad (5)$$

respectively, while the pdf of \mathbf{Z}_S is the same under both hypotheses, namely

$$f(\mathbf{Z}_S; \mathbf{M}) = \frac{\exp\left\{-\frac{1}{2}\text{Tr}[\mathbf{M}^{-1}\mathbf{Z}_S\mathbf{Z}_S^T]\right\}}{(2\pi)^{NK} \det^K(\mathbf{M})}. \quad (6)$$

A. Two-Step GLRT

Assume that \mathbf{M} is known, then the GLRT based upon primary data has the following form

$$\frac{\max_{\alpha_1} \max_{\alpha_2} f(\mathbf{Z}; \mathbf{M}, \alpha_1, \alpha_2, H_1)}{f(\mathbf{Z}; \mathbf{M}, H_0)} \underset{H_0}{\overset{H_1}{>}} \eta, \quad (7)$$

where η is the detection threshold² chosen to ensure the desired level for the Probability of False Alarm (P_{fa}). In Appendix A, we show that (7) is equivalent to the following decision rule

$$\frac{t_1(\mathbf{M}) + t_2(\mathbf{M})}{\mathbf{v}_1^T \mathbf{M}^{-1} \mathbf{v}_1 + \mathbf{v}_2^T \mathbf{M}^{-1} \mathbf{v}_2} \underset{H_0}{\overset{H_1}{>}} \eta, \quad (8)$$

where $t_1(\mathbf{M}) = (\mathbf{v}_1^T \mathbf{M}^{-1} \mathbf{z}_1 + \mathbf{v}_2^T \mathbf{M}^{-1} \mathbf{z}_2)^2$ and $t_2(\mathbf{M}) = (\mathbf{v}_1^T \mathbf{M}^{-1} \mathbf{z}_2 - \mathbf{v}_2^T \mathbf{M}^{-1} \mathbf{z}_1)^2$. The adaptivity is achieved replacing \mathbf{M} with

$$\mathbf{S} = \mathbf{Z}_S \mathbf{Z}_S^T, \quad (9)$$

²Hereafter, η is used to denote the detection threshold or any proper modification of it for all the considered receivers.

namely $2K$ -times the sample covariance matrix obtained from the secondary data. Summarizing, the Two-Step GLRT is given by

$$t_{\text{TS-GLRT}} = \frac{t_1(\mathbf{S}) + t_2(\mathbf{S})}{v_1^T \mathbf{S}^{-1} \mathbf{v}_1 + v_2^T \mathbf{S}^{-1} \mathbf{v}_2} \begin{matrix} H_1 \\ > \\ < \\ H_0 \end{matrix} \eta. \quad (10)$$

In the following, we refer to the above decision scheme as Symmetric Spectrum-AMF (SS-AMF).

B. GLRT-based Receiver

In this subsection, we propose an ad-hoc receiver exploiting the GLRT design idea. To this end, observe that the GLR based upon primary and secondary data can be written as

$$\frac{\max_{\alpha_1, \alpha_2} \max_{\mathbf{M}} f(\mathbf{Z}; \mathbf{M}, \alpha_1, \alpha_2, H_1) f(\mathbf{Z}_S; \mathbf{M})}{\max_{\mathbf{M}} f(\mathbf{Z}; \mathbf{M}, H_0) f(\mathbf{Z}_S; \mathbf{M})} \quad (11)$$

and involves the joint maximization of the pdfs with respect to α_i , $i = 1, 2$, and \mathbf{M} , which becomes an intractable problem from a mathematical point of view. To redress this difficulty, we modify the GLRT approach according to the following rationale:

- 1) assume that α_i , $i = 1, 2$, are known and compute the GLRT, namely, perform the optimization with respect to \mathbf{M} ;
- 2) optimize the compressed likelihood function obtained at previous step with respect to α_i , $i = 1, 2$, by means of an iterative estimation algorithm.

Thus, the $(K+1)$ th root of the compressed likelihood functions under both hypotheses and with respect to \mathbf{M} are given by

$$f_1(\alpha_1, \alpha_2; \mathbf{Z}) = [f(\mathbf{Z}; \widehat{\mathbf{M}}_1, \alpha_1, \alpha_2, H_1) f(\mathbf{Z}_S; \widehat{\mathbf{M}}_1)]^{1/(K+1)} \\ \propto \det[(\mathbf{z}_1 - \mathbf{m}_1(\alpha_1, \alpha_2))(\mathbf{z}_1 - \mathbf{m}_1(\alpha_1, \alpha_2))^T \\ + (\mathbf{z}_2 - \mathbf{m}_2(\alpha_1, \alpha_2))(\mathbf{z}_2 - \mathbf{m}_2(\alpha_1, \alpha_2))^T + \mathbf{S}]^{-1} \quad (12)$$

under H_1 , where $\mathbf{m}_1(\alpha_1, \alpha_2) = \alpha_1 \mathbf{v}_1 - \alpha_2 \mathbf{v}_2$, $\mathbf{m}_2(\alpha_1, \alpha_2) = \alpha_1 \mathbf{v}_2 + \alpha_2 \mathbf{v}_1$, and

$$f_0(\mathbf{Z}) = [f(\mathbf{Z}; \widehat{\mathbf{M}}_0, H_0) f(\mathbf{Z}_S; \widehat{\mathbf{M}}_0)]^{1/(K+1)} \\ \propto \frac{1}{\det[\mathbf{Z}\mathbf{Z}^T + \mathbf{S}]}, \quad (13)$$

under H_0 . In (12) and (13), \mathbf{S} is defined by (9) and the estimates of \mathbf{M} under H_0 and H_1 are given by

$$\widehat{\mathbf{M}}_1 = \frac{1}{2K+2} [(\mathbf{z}_1 - \mathbf{m}_1(\alpha_1, \alpha_2))(\mathbf{z}_1 - \mathbf{m}_1(\alpha_1, \alpha_2))^T \\ + (\mathbf{z}_2 - \mathbf{m}_2(\alpha_1, \alpha_2))(\mathbf{z}_2 - \mathbf{m}_2(\alpha_1, \alpha_2))^T + \mathbf{S}] \quad (14)$$

and $\widehat{\mathbf{M}}_0 = \frac{1}{2K+2} [\mathbf{Z}\mathbf{Z}^T + \mathbf{S}]$, respectively. It still remains to optimize $f_1(\alpha_1, \alpha_2; \mathbf{Z})$ over α_i , $i = 1, 2$, which is tantamount to solving

$$\min_{\alpha_1, \alpha_2} \det[(\mathbf{z}_1 - \mathbf{m}_1(\alpha_1, \alpha_2))(\mathbf{z}_1 - \mathbf{m}_1(\alpha_1, \alpha_2))^T \\ + (\mathbf{z}_2 - \mathbf{m}_2(\alpha_1, \alpha_2))(\mathbf{z}_2 - \mathbf{m}_2(\alpha_1, \alpha_2))^T + \mathbf{S}]. \quad (15)$$

Now, let us focus on the determinant of $(2K+2)\widehat{\mathbf{M}}_1$ and observe that it can be written as

$$\det[\mathbf{S}] \det[\mathbf{I} + (\mathbf{Z} - \mathbf{V})^T \mathbf{S}^{-1} (\mathbf{Z} - \mathbf{V})] \\ = \det[\mathbf{S}] \{ [1 + (\mathbf{z}_1 - \mathbf{m}_1(\alpha_1, \alpha_2))^T \mathbf{S}^{-1} (\mathbf{z}_1 - \mathbf{m}_1(\alpha_1, \alpha_2))] \\ \times [1 + (\mathbf{z}_2 - \mathbf{m}_2(\alpha_1, \alpha_2))^T \mathbf{S}^{-1} (\mathbf{z}_2 - \mathbf{m}_2(\alpha_1, \alpha_2))] \\ - [(\mathbf{z}_1 - \mathbf{m}_1(\alpha_1, \alpha_2))^T \mathbf{S}^{-1} (\mathbf{z}_2 - \mathbf{m}_2(\alpha_1, \alpha_2))]^2 \} \\ = \det[\mathbf{S}] h(\alpha_1, \alpha_2) \quad (16)$$

where $\mathbf{V} = [\mathbf{m}_1(\alpha_1, \alpha_2) \ \mathbf{m}_2(\alpha_1, \alpha_2)] \in \mathbb{R}^{N \times 2}$. As a consequence, (15) amounts to $\min_{\alpha_1, \alpha_2} h(\alpha_1, \alpha_2)$. At this point, before describing the procedure aimed at finding the stationary points of $h(\alpha_1, \alpha_2)$, an intermediate result is mandatory. More precisely, the following proposition holds true.

Proposition 1. $h(\alpha_1, \alpha_2)$ is a coercive or radially unbounded function.

Proof: See Appendix B. ■

As a consequence of the above proposition, the continuous and non-negative function $h(\alpha_1, \alpha_2)$ has a global minimum, which should be sought among its stationary points. To find them, we follow an iterative procedure based on alternating (cyclic) optimizations, which estimates α_m , $m = 1, 2$, assuming that α_n , $n \neq m$, $n = 1, 2$, is known. More precisely, let us start fixing $\alpha_2 = \widehat{\alpha}_2^{(0)}$ with $\widehat{\alpha}_2^{(0)}$ known³, and minimize $h_1(\alpha_1) = h(\alpha_1, \widehat{\alpha}_2^{(0)})$ over α_1 . To this end, we set the derivative of $h_1(\alpha_1)$ to zero and solve the following equation

$$\frac{d}{d\alpha_1} [h_1(\alpha_1)] = -2\mathbf{v}_1^\dagger \mathbf{S}^{-1} (\mathbf{z}_1 - \mathbf{m}_1(\alpha_1, \widehat{\alpha}_2^{(0)})) \\ \times [1 + (\mathbf{z}_2 - \mathbf{m}_2(\alpha_1, \widehat{\alpha}_2^{(0)}))^\dagger \mathbf{S}^{-1} (\mathbf{z}_2 - \mathbf{m}_2(\alpha_1, \widehat{\alpha}_2^{(0)}))] \\ - 2\mathbf{v}_2^\dagger \mathbf{S}^{-1} (\mathbf{z}_2 - \mathbf{m}_2(\alpha_1, \widehat{\alpha}_2^{(0)})) \\ \times [1 + (\mathbf{z}_1 - \mathbf{m}_1(\alpha_1, \widehat{\alpha}_2^{(0)}))^\dagger \mathbf{S}^{-1} (\mathbf{z}_1 - \mathbf{m}_1(\alpha_1, \widehat{\alpha}_2^{(0)}))] \\ - 2(\mathbf{z}_1 - \mathbf{m}_1(\alpha_1, \widehat{\alpha}_2^{(0)}))^\dagger \mathbf{S}^{-1} (\mathbf{z}_2 - \mathbf{m}_2(\alpha_1, \widehat{\alpha}_2^{(0)})) \\ \times [-\mathbf{v}_1^T \mathbf{S}^{-1} (\mathbf{z}_2 - \mathbf{m}_2(\alpha_1, \widehat{\alpha}_2^{(0)})) \\ - \mathbf{v}_2^T \mathbf{S}^{-1} (\mathbf{z}_1 - \mathbf{m}_1(\alpha_1, \widehat{\alpha}_2^{(0)}))] = 0. \quad (17)$$

It is tedious but not difficult to show that the above equation can be recast as

$$\frac{d}{d\alpha_1} [h_1(\alpha_1)] = \sum_{n=1}^4 b_n \alpha_1^{4-n} = 0, \quad (18)$$

where the expressions of the coefficients b_i , $i = 1, \dots, 4$, are given in Appendix C. Observe that (18) is a cubic equation with real coefficients and, hence, it admits at least one real solution. The solutions of this equation can be explicitly obtained resorting to Cardano's method [30] and we choose that real one, $\widehat{\alpha}_1^{(1)}$, leading to the minimum of $h_1(\alpha_1)$.

Once $\widehat{\alpha}_1^{(1)}$ is available, let $h_2(\alpha_2) = h(\widehat{\alpha}_1^{(1)}, \alpha_2)$ and repeat the same line of reasoning used to find $\widehat{\alpha}_1^{(1)}$ also for α_2 . In

³Notice that it is also possible to start from $\alpha_1 = \widehat{\alpha}_1^{(0)}$ since the procedure is dual.

other words, we set to zero the derivative of $h_2(\alpha_2)$ with respect to α_2 , namely

$$\begin{aligned} \frac{d}{d\alpha_2}[h_2(\alpha_2)] &= 2\mathbf{v}_2^\dagger \mathbf{S}^{-1}(\mathbf{z}_1 - \mathbf{m}_1(\hat{\alpha}_1^{(1)}, \alpha_2)) \\ &\times \left[1 + (\mathbf{z}_2 - \mathbf{m}_2(\hat{\alpha}_1^{(1)}, \alpha_2))^\dagger \mathbf{S}^{-1}(\mathbf{z}_2 - \mathbf{m}_2(\hat{\alpha}_1^{(1)}, \alpha_2)) \right] \\ &- 2\mathbf{v}_1^\dagger \mathbf{S}^{-1}(\mathbf{z}_2 - \mathbf{m}_2(\hat{\alpha}_1^{(1)}, \alpha_2)) \\ &\times \left[1 + (\mathbf{z}_1 - \mathbf{m}_1(\hat{\alpha}_1^{(1)}, \alpha_2))^\dagger \mathbf{S}^{-1}(\mathbf{z}_1 - \mathbf{m}_1(\hat{\alpha}_1^{(1)}, \alpha_2)) \right] \\ &- 2(\mathbf{z}_1 - \mathbf{m}_1(\hat{\alpha}_1^{(1)}, \alpha_2))^\dagger \mathbf{S}^{-1}(\mathbf{z}_2 - \mathbf{m}_2(\hat{\alpha}_1^{(1)}, \alpha_2)) \\ &\times \left[\mathbf{v}_2^T \mathbf{S}^{-1}(\mathbf{z}_2 - \mathbf{m}_2(\hat{\alpha}_1^{(1)}, \alpha_2)) \right. \\ &\left. - \mathbf{v}_1^T \mathbf{S}^{-1}(\mathbf{z}_1 - \mathbf{m}_1(\hat{\alpha}_1^{(1)}, \alpha_2)) \right] = 0. \end{aligned} \quad (19)$$

After algebraic manipulations of the above equation, we obtain another cubic equation

$$\frac{d}{d\alpha_2}[h_2(\alpha_2)] = \sum_{n=1}^4 d_i \alpha_2^{4-n} = 0. \quad (20)$$

The real coefficients of the above equation are given in Appendix C. Again, Cardano's method comes in handy to find closed-form expressions for the solutions of (20). Among them, we choose the real one, $\hat{\alpha}_2^{(1)}$ say, leading to the minimum of $h_2(\alpha_2)$.

Generally speaking, the above iterations can be repeated to obtain values as fine as possible in the sense of the maximum likelihood estimation. Specifically, at the n th step, the pair $(\hat{\alpha}_1^{(n)}, \hat{\alpha}_2^{(n)})$ is available. Accordingly, we build the function $h_1(\alpha_1)$ (or $h_2(\alpha_2)$) and find α_1 (or α_2) which returns the minimum value of $h_1(\alpha_1)$ (or $h_2(\alpha_2)$). This point represents the updated estimate of α_1 (or α_2) and can be used in the next iteration until a stopping condition is not satisfied. The general procedure is described by Algorithm 1.

Algorithm 1 : Ad-hoc algorithm to estimate (α_1, α_2) .

Require: $\mathbf{z}_1, \mathbf{z}_2, \mathbf{S}, \mathbf{v}_1, \mathbf{v}_2, \epsilon_1, \epsilon_2$.

Ensure: ML estimates of (α_1, α_2) .

```

1: set  $n = 0$ ,  $l = 1$  or  $l = 2$ ,
2: if  $l = 1$  then
3:   set  $\hat{\alpha}_2^{(0)} = \bar{\alpha}_2$ 
4: else
5:   set  $\hat{\alpha}_1^{(0)} = \bar{\alpha}_1$ 
6: end if
7: repeat
8:   set  $n = n + 1$ 
9:   if  $l = 1$  then
10:    replace  $\alpha_2$  in  $h(\alpha_1, \alpha_2)$  with  $\hat{\alpha}_2^{(n-1)}$  and compute  $\hat{\alpha}_1^{(n)}$ 
11:    use  $\hat{\alpha}_1^{(n)}$  to update  $\hat{\alpha}_2^{(n-1)}$  and to obtain  $\hat{\alpha}_2^{(n)}$ 
12:   else
13:    replace  $\alpha_1$  in  $h(\alpha_1, \alpha_2)$  with  $\hat{\alpha}_1^{(n-1)}$  and compute  $\hat{\alpha}_2^{(n)}$ 
14:    use  $\hat{\alpha}_2^{(n)}$  to update  $\hat{\alpha}_1^{(n-1)}$  and to obtain  $\hat{\alpha}_1^{(n)}$ 
15:   end if
16: until  $|\hat{\alpha}_1^{(n)} - \hat{\alpha}_1^{(n-1)}| > \epsilon_1$  and  $|\hat{\alpha}_2^{(n)} - \hat{\alpha}_2^{(n-1)}| > \epsilon_2$ 

```

Let $\tilde{\alpha}_1$ and $\tilde{\alpha}_2$ the estimates of α_1 and α_2 , respectively, at the n th iteration of the estimation algorithm, then the final expression of the ad-hoc receiver is given by

$$\begin{aligned} t &= \det[\mathbf{Z}\mathbf{Z}^T + \mathbf{S}] \\ &\times \det[(\mathbf{z}_1 - \mathbf{m}_1(\tilde{\alpha}_1, \tilde{\alpha}_2))(\mathbf{z}_1 - \mathbf{m}_1(\tilde{\alpha}_1, \tilde{\alpha}_2))^T \\ &+ (\mathbf{z}_2 - \mathbf{m}_2(\tilde{\alpha}_1, \tilde{\alpha}_2))(\mathbf{z}_2 - \mathbf{m}_2(\tilde{\alpha}_1, \tilde{\alpha}_2))^T + \mathbf{S}]^{-1} \begin{matrix} H_1 \\ > \\ < \\ H_0 \end{matrix} \eta. \end{aligned} \quad (21)$$

In the sequel, we will refer to this architecture as Iterative GLRT (I-GLRT).

Two remarks are now in order. First observe that it is possible to start the iterations exploiting the estimates of α_1 and α_2 obtained by means of the two-step GLRT design procedure, which are given by (37) and (38). Second, the iterative procedure yields a sequence of estimates

$$(\hat{\alpha}_1^{(1)}, \hat{\alpha}_2^{(1)}), (\hat{\alpha}_1^{(2)}, \hat{\alpha}_2^{(2)}), (\hat{\alpha}_1^{(3)}, \hat{\alpha}_2^{(3)}), \dots, (\hat{\alpha}_1^{(n)}, \hat{\alpha}_2^{(n)}), \dots \quad (22)$$

which shares an important property shown in the following.

Proposition 2. *From the sequence (22) it is possible to extract a subsequence that converges to a stationary point of $h(\alpha_1, \alpha_2)$.*

Proof: See Appendix D. ■

The proof of this proposition highlights that (22) induces a decreasing sequence of objective function $h(\alpha_1, \alpha_2)$ values. This implies that if we use $(\hat{\alpha}_1^{\text{TS}}(\mathbf{S}), \hat{\alpha}_2^{\text{TS}}(\mathbf{S}))$, given by (37) and (38), respectively, as starting point of the algorithm, then it is possible to attain better estimates of (α_1, α_2) in the sense of the likelihood optimization. Interestingly, they also lead to better detection performances as it will be shown in Section IV. Additionally, it is worth noticing that when $(\hat{\alpha}_1^{\text{TS}}(\mathbf{S}), \hat{\alpha}_2^{\text{TS}}(\mathbf{S}))$ is contained within a suitable neighborhood of the global minimum, it may happen that the optimum value belongs to the trajectory described by (22) and the I-GLRT becomes asymptotically equivalent to the plain GLRT. On the other hand, the asymptotic estimates provided by Algorithm 1 are the coordinates of a stationary point that could be either a local minimum or a saddle point.

C. Rao test

In Section II, we have observed that the relevant parameter to the decision problem (3) is given by the vector $\boldsymbol{\theta}_A = [\alpha_1 \ \alpha_2]^T$, while the elements of \mathbf{M} represent the nuisance parameters. Moreover, since $\mathbf{M} \in \mathbf{S}_{++}^N$, it can be well-represented by the $[(N-1)N/2]$ -dimensional vector $\boldsymbol{\theta}_B = \mathbf{f}(\mathbf{M}) \in \mathbb{R}^{(N+1)N/2}$, where $\mathbf{f}(\cdot)$ is a vector-valued function that selects in unequivocal way (bijection) the elements of a symmetric matrix. Let $\boldsymbol{\theta} = [\boldsymbol{\theta}_A^T \ \boldsymbol{\theta}_B^T]^T$ the overall parameter vector for the problem at hand and denote by $\boldsymbol{\theta}_0$ the estimate of $\boldsymbol{\theta}$ under the H_0 hypothesis. It is evident that $\boldsymbol{\theta}_0 = [\mathbf{0} \ \mathbf{f}(\mathbf{S}_0)]^T$, where $\mathbf{S}_0 = \mathbf{Z}\mathbf{Z}^T + \mathbf{S}$. Finally, let us partition the Fisher information matrix as follows

$$\mathbf{F}(\boldsymbol{\theta}) = \begin{bmatrix} \mathbf{F}_{AA}(\boldsymbol{\theta}) & \mathbf{F}_{AB}(\boldsymbol{\theta}) \\ \mathbf{F}_{BA}(\boldsymbol{\theta}) & \mathbf{F}_{BB}(\boldsymbol{\theta}) \end{bmatrix}, \quad (23)$$

where

$$\begin{aligned} & \mathbf{F}_{XY}(\boldsymbol{\theta}) \\ &= -E \left[\frac{\partial^2}{\partial \boldsymbol{\theta}_X \partial \boldsymbol{\theta}_Y^T} \log (f(\mathbf{Z}; \mathbf{M}, \alpha_1, \alpha_2, H_1) f(\mathbf{Z}_S; \mathbf{M})) \right] \\ & \in \mathbb{R}^{x \times y}. \end{aligned} \quad (24)$$

In (24), $(X, Y) \in \{A, B\} \times \{A, B\}$,

$$x = \begin{cases} 2, & \text{if } X = A, \\ (N-1)N/2, & \text{if } X = B, \end{cases} \quad (25)$$

and

$$y = \begin{cases} 2, & \text{if } Y = A, \\ (N-1)N/2, & \text{if } Y = B. \end{cases} \quad (26)$$

With the above definitions in mind, we can provide the expression of the Rao test for the problem at hand [31]

$$\begin{aligned} & \left\{ \frac{\partial}{\partial \boldsymbol{\theta}_A} [\log (f(\mathbf{Z}; \mathbf{M}, \alpha_1, \alpha_2, H_1) f(\mathbf{Z}_S; \mathbf{M}))] \right\}_{\boldsymbol{\theta}=\boldsymbol{\theta}_0}^T \\ & \quad \times \{[\mathbf{F}(\boldsymbol{\theta})^{-1}]_{AA}\}_{\boldsymbol{\theta}=\boldsymbol{\theta}_0} \\ & \times \left\{ \frac{\partial}{\partial \boldsymbol{\theta}_A} [\log (f(\mathbf{Z}; \mathbf{M}, \alpha_1, \alpha_2, H_1) f(\mathbf{Z}_S; \mathbf{M}))] \right\}_{\boldsymbol{\theta}=\boldsymbol{\theta}_0}, \end{aligned} \quad (27)$$

where $[\mathbf{F}(\boldsymbol{\theta})^{-1}]_{AA}$ is the sub-block of the inverse of the Fisher information matrix formed by selecting its first two rows and the first two columns; in addition it can be written as

$$[\mathbf{F}(\boldsymbol{\theta})^{-1}]_{AA} = [\mathbf{F}_{AA}(\boldsymbol{\theta}) - \mathbf{F}_{AB}(\boldsymbol{\theta})\mathbf{F}_{BB}^{-1}(\boldsymbol{\theta})\mathbf{F}_{BA}(\boldsymbol{\theta})]^{-1}. \quad (28)$$

In Appendix E, it is proved that the Rao test can be simplified as follows

$$t_{\text{RAO}} = \frac{t_1(\mathbf{S}_0) + t_2(\mathbf{S}_0)}{\mathbf{v}_1^T \mathbf{S}_0^{-1} \mathbf{v}_1 + \mathbf{v}_2^T \mathbf{S}_0^{-1} \mathbf{v}_2} \underset{H_0}{\overset{H_1}{<}} \eta. \quad (29)$$

In the following, we refer to the above detector as Symmetric Spectrum-RAO test (SS-RAO). Observe that the decision statistic in (29) is none other than that in (10) with \mathbf{S}_0 , which is the sample covariance matrix over both primary and secondary data, in place of \mathbf{S} , namely the sample covariance matrix over the secondary data. This similarity is also encountered in the non-symmetric case where the Rao test [32] and the AMF [2] share the same expression but for the sample covariance matrix.

D. Receiver based upon the Wald test

In the presence of nuisance parameters, the Wald test exhibits the following form [31]

$$(\boldsymbol{\theta}_{A,1} - \boldsymbol{\theta}_{A,H_0})^T \{[\mathbf{F}(\boldsymbol{\theta})^{-1}]_{AA}\}_{\boldsymbol{\theta}=\boldsymbol{\theta}_1}^{-1} (\boldsymbol{\theta}_{A,1} - \boldsymbol{\theta}_{A,H_0}) \underset{H_0}{\overset{H_1}{<}} \eta, \quad (30)$$

where $\boldsymbol{\theta}_{A,H_0} = [0 \ 0]^T$ is the value of the relevant parameters under H_0 , $\boldsymbol{\theta}_{A,1} = [\tilde{\alpha}_1 \ \tilde{\alpha}_2]^T \in \mathbb{R}^{2 \times 1}$ is the maximum likelihood estimate of the relevant parameter under H_1 , and $\boldsymbol{\theta}_1$ is the maximum likelihood estimate of the entire parameter

vector under H_1 , namely $\boldsymbol{\theta}_1 = [\boldsymbol{\theta}_{A,1} \ \mathbf{f}(\widehat{\mathbf{M}}_1(\tilde{\alpha}_1, \tilde{\alpha}_2))]^T$ with $\widehat{\mathbf{M}}_1(\tilde{\alpha}_1, \tilde{\alpha}_2)$ the maximum likelihood estimate of the interference covariance matrix under H_1 . Since closed form expression for $\boldsymbol{\theta}_1$ is not available, we resort to $\tilde{\alpha}_1$ and $\tilde{\alpha}_2$ given in Section III-B in place of the exact maximum likelihood estimates. Thus, the approximated Wald test, also referred to in the following as Iterative Wald test (I-WALD), becomes

$$[\widehat{\alpha}_1^{(N)} \ \widehat{\alpha}_2^{(N)}] \{[\mathbf{F}(\boldsymbol{\theta})^{-1}]_{AA}\}_{\boldsymbol{\theta}=\boldsymbol{\theta}_1}^{-1} \begin{bmatrix} \widehat{\alpha}_1^{(N)} \\ \widehat{\alpha}_2^{(N)} \end{bmatrix} \underset{H_0}{\overset{H_1}{>}} \eta, \quad (31)$$

where $(\widehat{\alpha}_1^{(N)}, \widehat{\alpha}_2^{(N)})$ are obtained after $2N$ iterations of Algorithm 1 using as initial seed the $\widehat{\alpha}_1^{\text{TS}}(\mathbf{S})$ or $\widehat{\alpha}_2^{\text{TS}}(\mathbf{S})$, $\boldsymbol{\theta}_1 = [\widehat{\alpha}_1^{(N)} \ \widehat{\alpha}_2^{(N)} \ \mathbf{f}(\widehat{\mathbf{M}}_1(\widehat{\alpha}_1^{(N)}, \widehat{\alpha}_2^{(N)}))]^T$, and $\widehat{\mathbf{M}}_1(\widehat{\alpha}_1^{(N)}, \widehat{\alpha}_2^{(N)})$ is given by (14) with $(\widehat{\alpha}_1^{(N)}, \widehat{\alpha}_2^{(N)})$ in place of (α_1, α_2) .

Finally, exploiting results contained in Appendix E, it straightforward to obtain that $\{[\mathbf{F}(\boldsymbol{\theta})^{-1}]_{AA}\}_{\boldsymbol{\theta}=\boldsymbol{\theta}_1}^{-1} = \sigma_F \mathbf{I}_2$, where $\sigma_F = \mathbf{v}_1^T [\widehat{\mathbf{M}}_1(\widehat{\alpha}_1^{(N)}, \widehat{\alpha}_2^{(N)})]^{-1} \mathbf{v}_1 + \mathbf{v}_2^T [\widehat{\mathbf{M}}_1(\widehat{\alpha}_1^{(N)}, \widehat{\alpha}_2^{(N)})]^{-1} \mathbf{v}_2$.

IV. ILLUSTRATIVE EXAMPLES

In this section, we investigate the detection performances of the previously devised detectors in comparison with conventional architectures that do not exploit the symmetric spectral properties of the interference. The considered competitors are Kelly's GLRT (K-GLRT) [1], the Adaptive Matched Filter⁴ (AMF), and the Rao test [32]. The analysis is conducted resorting to both simulated and live recorded data.

A. Simulated data

Since closed form expressions for the Probability of Detection (P_d) and the Probability of False Alarm (P_{fa}) are not available, the numerical examples are obtained by means of standard Monte Carlo counting techniques. Specifically, we compute the thresholds necessary to ensure a preassigned value of P_{fa} and P_d resorting to $100/P_{fa}$ and 10^4 independent trials, respectively.

The interference is modeled as a circular complex normal random vector with the following covariance matrix $\mathbf{M} = \sigma_n^2 \mathbf{I}_N + \sigma_c^2 \mathbf{M}_c$, where $\sigma_n^2 = 1$, $\sigma_c^2 > 0$ is evaluated assuming a clutter-to-noise ratio of 20 dB, the (i, j) th element of \mathbf{M}_c is given by $\rho_c^{|i-j|^2} e^{j2\pi f_d(i-j)}$ with $\rho_c = 0.9$ and f_d the Doppler frequency of the clutter. Moreover, we assume that the system exploits N temporal channels and that the Signal-to-Noise-plus-Interference Ratio (SINR) shares the following expression $\text{SINR} = |\alpha|^2 \mathbf{v}(\nu_d)^\dagger \mathbf{M}^{-1} \mathbf{v}(\nu_d)$, where the temporal steering vector $\mathbf{v}(\nu_d)$ is given by $\mathbf{v}(\nu_d) = \frac{1}{\sqrt{N}} [1 \ e^{j2\pi\nu_d} \ \dots \ e^{j2\pi(N-1)\nu_d}]^T$ with ν_d the normalized Doppler frequency⁵. Finally, in all the considered examples, we set $P_{fa} = 10^{-4}$ and plot, for comparison purposes, the

⁴Note that the AMF coincides with the Wald test for problem (1) [33].

⁵Observe that we do not distinguish between the actual and the nominal steering vector because we assume perfectly matching conditions.

GLRT for known interference covariance matrix also referred to as benchmark detector.

Before proceeding with the performance comparisons, we establish an empirical criterion to set the number of iterations, n say, required by Algorithm 1 to provide reliable estimates and by I-GLRT and I-WALD to achieve the best performances. To this end, in Figures 1 and 2 we plot P_d versus SINR for the I-GLRT and the I-WALD assuming different values of n ; both figures consider $N = 8$, $K = 6$, and $\nu_d = 0.1$. Their inspection highlights that the upper bound on the performance is achieved exploiting $3 \leq n \leq 5$ iterations. Moreover, values of n greater than 1 confer to the estimation procedure a more robust behavior with respect to possible outliers as shown in Figures 3 and 4. Therein, we compare the estimates of α_1 and α_2 provided by Algorithm 1 ($n = 5$) with those obtained by means of the two-step design procedure, namely $(\hat{\alpha}_1^{\text{TS}}(\mathcal{S}), \hat{\alpha}_2^{\text{TS}}(\mathcal{S}))$. The actual values of α_1 and α_2 are plotted too. The estimates are obtained using as initial seed of Algorithm 1 the estimate $\hat{\alpha}_1^{\text{TS}}(\mathcal{S})$ or $\hat{\alpha}_2^{\text{TS}}(\mathcal{S})$. Finally, further simulation results, not reported here for the sake of brevity, shows that when $\nu_d = 0$ the curves of P_d referring to different values of n are one and the same. In the remaining numerical examples, we use $n = 3$, which represents a reasonable trade off between robustness, detection performance, and computational load in different operating conditions.

In Figure 5, we show the performance of the I-GLRT, the I-WALD, the SS-AMF, and the SS-RAO in sample-starved scenarios, namely when the number of secondary data is lower than the vector size ($K < N$). To this end, we set $N = 8$ and $K = 6$. The plots highlight that the best detection performances are ensured by the I-GLRT with a gain of about 5 dB over the SS-AMF and the I-WALD, which share the same behavior, whereas, for the considered values of the parameters, the SS-RAO is useless since its P_d does not achieve values greater than 0.1 (this was expected due to the small number of training data).

Figures 6, 7, and 8 refer to the cases $N < K \leq 2N$, $K = 2N$, and $K = 4N$, respectively. Again, the I-GLRT outperforms the other decision structures. Moreover, observe that the I-GLRT, the SS-AMF, and the I-WALD can ensure performance gains within 1 dB (as shown in Figure 8) and 5 dB (as shown in Figure 6) with respect to their natural competitors. Another important remark concerns the performance hierarchy that keeps unaltered as K increases. Finally, observe that, for the considered parameter setting, the SS-RAO and its conventional competitor achieve $P_d = 1$ at reasonable SINR values only when $N = 4K$.

B. Real data

The aim of this section is two-fold. First, we study the CFAR behavior of the introduced detectors in the presence of live symmetric clutter data which might also deviate from the receivers design hypotheses, then we assess their detection performance. To this end, we exploit the MIT-LL Phase-One radar dataset, which contains land clutter and refers to different bands, polarizations, range resolutions, and scanning modes.

Each data file is composed of N_t temporal returns from N_s range cells which are stored in an $N_t \times N_s$ complex matrix. Further details on the description of the dataset can be found in [34, and references therein].

Let us begin with the CFAR analysis and set the threshold of the receivers to return $P_{fa} = 10^{-4}$ assuming spatially homogeneous white Gaussian clutter. These thresholds are exploited to evaluate the actual P_{fa} when the detectors operate in the presence of measured clutter data. The procedure we adopt to select the primary and secondary data employed for computing a realization of the decision statistics is pictorially described in Figure 10, where the primary cell is denoted by P_c and the set of secondary data is composed of K cells (K even) whose number ranges from $P_c - \frac{K}{2}$ to $P_c - 1$ and between $P_c + 1$ and $P_c + \frac{K}{2}$. In other words the training set contains the returns from the $\frac{K}{2}$ cells on the left of P_c and the returns from the $\frac{K}{2}$ cells on the right of the cell under test. The $N \times (K + 1)$ data window is slid in both time and space until the end of the dataset. By doing so, the total number of different data windows is $N_{\text{trials}} = (N_t - N + 1) \times (N_s - K)$ coinciding with the number of trials available to estimate the actual P_{fa} . Otherwise stated, for each data window, we perform the four statistical tests and, for each of them, we count the number of false alarms N_{fa} . The actual false alarm probability, \hat{P}_{fa} say, is thus evaluated as

$$\hat{P}_{fa} = \frac{N_{fa}}{N_{\text{trials}}} = \frac{\sum_{k=\frac{K}{2}+1}^{N_s-\frac{K}{2}} N_{fa}(k)}{N_{\text{trials}}}$$

where $N_{fa}(k)$ denotes the number of false alarms resulting when $P_c = k$, namely when the cell under test is the k -th range bin.

As to the temporal steering vector, ν_d is chosen equal to 0 Hz in order to simulate a very challenging condition of a possible target in deep clutter. The results are reported in Table I for both HH and VV polarimetric channels. They show

Receiver	Polarization	$K = 6$	$K = 12$	$K = 16$
Kelly's GLRT	HH	N.A.	1.1	2.3
	VV	N.A.	1.5	3.2
AMF	HH	N.A.	1.3	1.9
	VV	N.A.	1.8	3.9
RAO	HH	N.A.	1.8	2.3
	VV	N.A.	2.1	2.7
I-GLRT ($n = 3$)	HH	0.9	1.46	2.7
	VV	0.9	2.3	4.3
SS-AMF	HH	0.9	1.7	2.9
	VV	1.0	3.3	6.0
I-WALD ($n = 3$)	HH	0.9	1.8	2.9
	VV	1.0	3.3	6.0
SS-RAO	HH	1.1	2.1	3.4
	VV	1.2	3.4	5.0

TABLE I
 $\hat{P}_{fa}/10^{-4}$ FOR $N = 8$ AND THREE VALUES OF K .

that for $K = 6$ the I-GLRT, the SS-AMF, the I-WALD, and the SS-RAO nominally behave in terms of P_{fa} , while as K

increases all the receivers exhibit a slight mismatch between \widehat{P}_{fa} and the nominal P_{fa} . Notice also that the VV channel \widehat{P}_{fa} is higher than the HH one for all the considered experiments on real data. This could be practically justified observing that the reflectivity on the HH polarization is usually a few dB lower than that on the VV channel (see Chapter 5 of [35]).

Finally, the P_d curves versus the SINR obtained using the live dataset are shown in Figures 9 and 11. They agree with the hierarchy observed on simulated data with the I-GLRT providing the best performance.

V. CONCLUSIONS

We have devised four different decision schemes which take advantage of some spectral properties of the clutter usually arising in a ground clutter environment. Specifically, at the design stage we have assumed an interference PSD real and even with the consequence that the resulting covariance matrix is real. This seemingly minor feature reduces the number of unknowns and allows to recast the problem at hand in terms of statistically independent and real quantities that can be suitably exploited for estimation purposes. As a matter of fact, the architectures devised under the above assumptions are capable of guaranteeing reasonable detection performances also in sample-starved scenarios. The applied design criteria are the Rao test, the two-step GLRT, and suboptimum modifications of both the plain GLRT and the Wald test. Remarkably, these suboptimum procedures rely on an alternating estimation algorithm for the target response that ensures quality guarantee. Additionally, we have shown that the estimates provided by the above algorithm are asymptotically equivalent to the maximum likelihood estimates. In order to prove the effectiveness of this approach, the numerical examples shown in Section IV make use of both simulated data and live recorded data. More precisely, we have resorted to the MIT-LL Phase-One radar dataset, which contains land clutter. The analysis has highlighted the superiority of the newly proposed architectures over the conventional detectors which do not capitalize on the real and even PSD of the clutter. It is also important to remark that the performances on live recorded data are in agreement with those obtained on simulated data.

Future research tracks might concern the extension of the proposed framework to the case of heterogeneous ground clutter, where the interference in primary and secondary data share the same covariance structure but different power levels. Finally, it could be of interest conceiving an automatic spectrum analyzer that is capable to establish whether or not the clutter spectrum shares symmetry properties. Then, according to the clutter properties, this decision scheme triggers either a conventional receiver or a newly proposed architecture.

APPENDIX A DERIVATION OF (8)

In order to find the stationary points of

$$g(\alpha_1, \alpha_2) = \frac{f(\mathbf{Z}; \mathbf{M}, \alpha_1, \alpha_2, H_1)}{f(\mathbf{Z}; \mathbf{M}, H_0)}, \quad (32)$$

we observe that, since the natural logarithm, $\ln(\cdot)$ say, is an increasing function of the argument, the following equality holds

true: $\arg \max_{\alpha_1, \alpha_2} g(\alpha_1, \alpha_2) = \arg \max_{\alpha_1, \alpha_2} \ln[g(\alpha_1, \alpha_2)]$, where

$$\begin{aligned} \ln[g(\alpha_1, \alpha_2)] = & -\frac{1}{2} \{ (\mathbf{z}_1 - \alpha_1 \mathbf{v}_1 + \alpha_2 \mathbf{v}_2)^T \mathbf{M}^{-1} \\ & \times (\mathbf{z}_1 - \alpha_1 \mathbf{v}_1 + \alpha_2 \mathbf{v}_2) + (\mathbf{z}_2 - \alpha_1 \mathbf{v}_2 - \alpha_2 \mathbf{v}_1)^T \mathbf{M}^{-1} \\ & \times (\mathbf{z}_2 - \alpha_1 \mathbf{v}_2 - \alpha_2 \mathbf{v}_1) - \mathbf{z}_1^T \mathbf{M}^{-1} \mathbf{z}_1 - \mathbf{z}_2^T \mathbf{M}^{-1} \mathbf{z}_2 \}. \end{aligned} \quad (33)$$

In addition, the test

$$g(\alpha_1, \alpha_2) \underset{H_0}{\overset{H_1}{>}} \eta \quad (34)$$

is statistically equivalent to

$$\ln[g(\alpha_1, \alpha_2)] \underset{H_0}{\overset{H_1}{>}} \eta. \quad (35)$$

Now, set to zero the gradient of $\ln[g(\alpha_1, \alpha_2)]$ to obtain the following system of equations

$$\begin{cases} \frac{\partial \ln[g(\alpha_1, \alpha_2)]}{\partial \alpha_1} = 0, \\ \frac{\partial \ln[g(\alpha_1, \alpha_2)]}{\partial \alpha_2} = 0. \end{cases} \quad (36)$$

It is not difficult to show that the solutions of the above system are

$$\widehat{\alpha}_1^{\text{TS}}(\mathbf{M}) = \frac{\mathbf{v}_1^T \mathbf{M}^{-1} \mathbf{z}_1 + \mathbf{v}_2^T \mathbf{M}^{-1} \mathbf{z}_2}{\mathbf{v}_1^T \mathbf{M}^{-1} \mathbf{v}_1 + \mathbf{v}_2^T \mathbf{M}^{-1} \mathbf{v}_2}, \quad (37)$$

$$\widehat{\alpha}_2^{\text{TS}}(\mathbf{M}) = \frac{\mathbf{v}_1^T \mathbf{M}^{-1} \mathbf{z}_2 + \mathbf{v}_2^T \mathbf{M}^{-1} \mathbf{z}_1}{\mathbf{v}_1^T \mathbf{M}^{-1} \mathbf{v}_1 + \mathbf{v}_2^T \mathbf{M}^{-1} \mathbf{v}_2}, \quad (38)$$

which replaced in (33) yields

$$\frac{1}{2} \frac{(\mathbf{v}_1^T \mathbf{M}^{-1} \mathbf{z}_1 + \mathbf{v}_2^T \mathbf{M}^{-1} \mathbf{z}_2)^2 + (\mathbf{v}_1^T \mathbf{M}^{-1} \mathbf{z}_2 - \mathbf{v}_2^T \mathbf{M}^{-1} \mathbf{z}_1)^2}{\mathbf{v}_1^T \mathbf{M}^{-1} \mathbf{v}_1 + \mathbf{v}_2^T \mathbf{M}^{-1} \mathbf{v}_2}. \quad (39)$$

APPENDIX B PROOF OF PROPOSITION 1

$h(\alpha_1, \alpha_2)$ can be written in terms of $\mathbf{z}_{1w} = \mathbf{S}^{-1/2} \mathbf{z}_1$, $\mathbf{z}_{2w} = \mathbf{S}^{-1/2} \mathbf{z}_2$, $\mathbf{v}_{1w} = \mathbf{S}^{-1/2} \mathbf{v}_1$, and $\mathbf{v}_{2w} = \mathbf{S}^{-1/2} \mathbf{v}_2$ as follows

$$\begin{aligned} h(\alpha_1, \alpha_2) = & [1 + (\mathbf{z}_{1w} - \mathbf{m}_{1w}(\alpha_1, \alpha_2))^T (\mathbf{z}_{1w} - \mathbf{m}_{1w}(\alpha_1, \alpha_2))] \\ & \times [1 + (\mathbf{z}_{2w} - \mathbf{m}_{2w}(\alpha_1, \alpha_2))^T (\mathbf{z}_{2w} - \mathbf{m}_{2w}(\alpha_1, \alpha_2))] \\ & - [(\mathbf{z}_{1w} - \mathbf{m}_{1w}(\alpha_1, \alpha_2))^T (\mathbf{z}_{2w} - \mathbf{m}_{2w}(\alpha_1, \alpha_2))]^2, \end{aligned}$$

where $\mathbf{m}_{1w}(\alpha_1, \alpha_2) = \alpha_1 \mathbf{v}_{1w} - \alpha_2 \mathbf{v}_{2w}$ and $\mathbf{m}_{2w}(\alpha_1, \alpha_2) = \alpha_1 \mathbf{v}_{2w} + \alpha_2 \mathbf{v}_{1w}$. Observe that $h(\alpha_1, \alpha_2)$ is continuous and is given by the ratio between the determinant of two positive definite matrices. As a result, it is strictly positive, namely $h(\alpha_1, \alpha_2) > 0, \forall (\alpha_1, \alpha_2) \in \mathbb{R}^2$.

Now, exploit the Schwartz inequality to show that $\forall(\alpha_1, \alpha_2) \in \mathbb{R}^2$

$$\begin{aligned} h(\alpha_1, \alpha_2) &\geq [1 + \|\mathbf{z}_{1w} - \mathbf{m}_{1w}(\alpha_1, \alpha_2)\|^2] \\ &\times [1 + \|\mathbf{z}_{2w} - \mathbf{m}_{2w}(\alpha_1, \alpha_2)\|^2] \\ &- \|\mathbf{z}_{1w} - \mathbf{m}_{1w}(\alpha_1, \alpha_2)\|^2 \|\mathbf{z}_{2w} - \mathbf{m}_{2w}(\alpha_1, \alpha_2)\|^2 \end{aligned} \quad (40)$$

$$= 1 + \|\mathbf{z}_{1w} - \mathbf{m}_{1w}(\alpha_1, \alpha_2)\|^2 + \|\mathbf{z}_{2w} - \mathbf{m}_{2w}(\alpha_1, \alpha_2)\|^2 \quad (41)$$

$$> \|\mathbf{z}_{1w} - \mathbf{m}_{1w}(\alpha_1, \alpha_2)\|^2 + \|\mathbf{z}_{2w} - \mathbf{m}_{2w}(\alpha_1, \alpha_2)\|^2 \quad (42)$$

$$= \|\mathbf{z}_{1w}\|^2 + \|\mathbf{m}_{1w}(\alpha_1, \alpha_2)\|^2 - 2\mathbf{z}_{1w}^T \mathbf{m}_{1w}(\alpha_1, \alpha_2) \\ + \|\mathbf{z}_{2w}\|^2 + \|\mathbf{m}_{2w}(\alpha_1, \alpha_2)\|^2 - 2\mathbf{z}_{2w}^T \mathbf{m}_{2w}(\alpha_1, \alpha_2) \quad (43)$$

$$> \|\mathbf{m}_{1w}(\alpha_1, \alpha_2)\|^2 - 2\mathbf{z}_{1w}^T \mathbf{m}_{1w}(\alpha_1, \alpha_2) \\ + \|\mathbf{m}_{2w}(\alpha_1, \alpha_2)\|^2 - 2\mathbf{z}_{2w}^T \mathbf{m}_{2w}(\alpha_1, \alpha_2) \quad (44)$$

$$= (\alpha_1^2 + \alpha_2^2)(\|\mathbf{v}_{1w}\|^2 + \|\mathbf{v}_{2w}\|^2) \\ - 2\alpha_1(\mathbf{z}_{1w}^T \mathbf{v}_{1w} + \mathbf{z}_{2w}^T \mathbf{v}_{2w}) + 2\alpha_2(\mathbf{z}_{1w}^T \mathbf{v}_{2w} - \mathbf{z}_{2w}^T \mathbf{v}_{1w}), \quad (45)$$

where the inequality between (43) and (44) is due to the fact that $\|\mathbf{z}_{iw}\|^2 > 0$, $i = 1, 2$.

As next step, let us define $x(\alpha_1) = \alpha_1^2(\|\mathbf{v}_{1w}\|^2 + \|\mathbf{v}_{2w}\|^2) - 2\alpha_1(\mathbf{z}_{1w}^T \mathbf{v}_{1w} + \mathbf{z}_{2w}^T \mathbf{v}_{2w})$ and $y(\alpha_2) = \alpha_2^2(\|\mathbf{v}_{1w}\|^2 + \|\mathbf{v}_{2w}\|^2) + 2\alpha_2(\mathbf{z}_{1w}^T \mathbf{v}_{2w} - \mathbf{z}_{2w}^T \mathbf{v}_{1w})$, and observe that $h(\alpha_1, \alpha_2) > x(\alpha_1) + y(\alpha_2)$. It is clear that $\lim_{\alpha_1 \rightarrow \pm\infty} x(\alpha_1) = +\infty$ and $\lim_{\alpha_2 \rightarrow \pm\infty} y(\alpha_2) = +\infty$. Gathering the above results yields $\lim_{\|\alpha\| \rightarrow +\infty} h(\alpha_1, \alpha_2) = +\infty$, where $\alpha = [\alpha_1 \ \alpha_2]^T$. Thus, by definition, $h(\alpha_1, \alpha_2)$ is a coercive or radially unbounded function.

APPENDIX C

EXPRESSIONS OF THE COEFFICIENTS FOR EQUATIONS (18) AND (20)

The coefficients of equation (18) are give by

$$\begin{aligned} b_1 &= a_1 a_3 + a_9 a_6 - 2a_{11} a_{14}, \\ b_2 &= a_1 a_4 + a_2 a_3 + a_6 a_{10} + a_9 a_7 - 2a_{11} a_{15} - 2a_{12} a_{14}, \\ b_3 &= a_1 a_5 + a_2 a_4 + a_7 a_{10} + a_9 a_8 - 2a_{12} a_{15} - 2a_{13} a_{14}, \\ b_4 &= a_2 a_5 + a_8 a_{10} - 2a_{13} a_{15}, \end{aligned} \quad (46)$$

where

$$\begin{aligned} a_1 &= 2\mathbf{v}_1^T \mathbf{S}^{-1} \mathbf{v}_1, \quad a_2 = -2\hat{\alpha}_2^{(0)} \mathbf{v}_1^T \mathbf{S}^{-1} \mathbf{v}_2 - 2\mathbf{v}_1^T \mathbf{S}^{-1} \mathbf{z}_1, \\ a_3 &= \mathbf{v}_2^T \mathbf{S}^{-1} \mathbf{v}_2, \quad a_4 = -2\mathbf{v}_2^T \mathbf{S}^{-1} \mathbf{z}_2 + 2\hat{\alpha}_2^{(0)} \mathbf{v}_2^T \mathbf{S}^{-1} \mathbf{v}_1, \\ a_5 &= (\hat{\alpha}_2^{(0)})^2 \mathbf{v}_1^T \mathbf{S}^{-1} \mathbf{v}_1 - 2\hat{\alpha}_2^{(0)} \mathbf{v}_1^T \mathbf{S}^{-1} \mathbf{z}_2 + \mathbf{z}_2^T \mathbf{S}^{-1} \mathbf{z}_2 + 1, \\ a_6 &= a_1/2, \quad a_7 = -2\mathbf{v}_1^T \mathbf{S}^{-1} \mathbf{z}_1 - 2\hat{\alpha}_2^{(0)} \mathbf{v}_2^T \mathbf{S}^{-1} \mathbf{v}_1, \\ a_8 &= (\hat{\alpha}_2^{(0)})^2 \mathbf{v}_2^T \mathbf{S}^{-1} \mathbf{v}_2 + 2\hat{\alpha}_2^{(0)} \mathbf{v}_2^T \mathbf{S}^{-1} \mathbf{z}_1 + \mathbf{z}_1^T \mathbf{S}^{-1} \mathbf{z}_1 + 1, \\ a_9 &= 2\mathbf{v}_2^T \mathbf{S}^{-1} \mathbf{v}_2, \quad a_{10} = 2\hat{\alpha}_2^{(0)} \mathbf{v}_1^T \mathbf{S}^{-1} \mathbf{v}_2 - 2\mathbf{v}_2^T \mathbf{S}^{-1} \mathbf{z}_2, \\ a_{11} &= \mathbf{v}_1^T \mathbf{S}^{-1} \mathbf{v}_2, \\ a_{12} &= -\mathbf{z}_1^T \mathbf{S}^{-1} \mathbf{v}_2 - \mathbf{v}_1^T \mathbf{S}^{-1} \mathbf{z}_2 \\ &+ \hat{\alpha}_2^{(0)}(\mathbf{v}_1^T \mathbf{S}^{-1} \mathbf{v}_1 - \mathbf{v}_2^T \mathbf{S}^{-1} \mathbf{v}_2), \\ a_{13} &= \mathbf{z}_1^T \mathbf{S}^{-1} \mathbf{z}_2 + \hat{\alpha}_2^{(0)}(\mathbf{v}_2^T \mathbf{S}^{-1} \mathbf{z}_2 - \mathbf{z}_1^T \mathbf{S}^{-1} \mathbf{v}_1) \\ &- (\hat{\alpha}_2^{(0)})^2 \mathbf{z}_2^T \mathbf{S}^{-1} \mathbf{v}_1, \\ a_{14} &= 2\mathbf{v}_1^T \mathbf{S}^{-1} \mathbf{v}_2, \quad a_{15} = -\mathbf{v}_1^T \mathbf{S}^{-1} \mathbf{z}_2 + \hat{\alpha}_2^{(0)} \mathbf{v}_1^T \mathbf{S}^{-1} \mathbf{v}_1 \end{aligned}$$

$$- \mathbf{v}_2^T \mathbf{S}^{-1} \mathbf{z}_1 - \hat{\alpha}_2^{(0)} \mathbf{v}_2^T \mathbf{S}^{-1} \mathbf{v}_2. \quad (47)$$

The calculations to obtain the real coefficients of equation (20) are analogous to those used for the coefficients of (18) and lead to

$$d_1 = c_1 c_3 + c_9 c_6 - 2c_{11} c_{14}, \quad (48)$$

$$d_2 = c_1 c_4 + c_2 c_3 + c_6 c_{10} + c_9 c_7 - 2c_{11} c_{15} - 2c_{12} c_{14}, \quad (49)$$

$$d_3 = c_1 c_5 + c_2 c_4 + c_7 c_{10} + c_9 c_8 - 2c_{12} c_{15} - 2c_{13} c_{14}, \quad (50)$$

$$d_4 = c_2 c_5 + c_8 c_{10} - 2c_{13} c_{15}, \quad (51)$$

where

$$\begin{aligned} c_1 &= 2\mathbf{v}_2^T \mathbf{S}^{-1} \mathbf{v}_2, \quad c_2 = -2\hat{\alpha}_1^{(1)} \mathbf{v}_1^T \mathbf{S}^{-1} \mathbf{v}_2 + 2\mathbf{v}_2^T \mathbf{S}^{-1} \mathbf{z}_1, \\ c_3 &= \mathbf{v}_1^T \mathbf{S}^{-1} \mathbf{v}_1, \quad c_4 = -2\mathbf{v}_1^T \mathbf{S}^{-1} \mathbf{z}_2 + 2\hat{\alpha}_1^{(1)} \mathbf{v}_2^T \mathbf{S}^{-1} \mathbf{v}_1, \\ c_5 &= (\hat{\alpha}_1^{(1)})^2 \mathbf{v}_2^T \mathbf{S}^{-1} \mathbf{v}_2 - 2\hat{\alpha}_1^{(1)} \mathbf{v}_2^T \mathbf{S}^{-1} \mathbf{z}_2 + \mathbf{z}_2^T \mathbf{S}^{-1} \mathbf{z}_2 + 1, \\ c_6 &= c_1/2, \quad c_7 = 2\mathbf{v}_2^T \mathbf{S}^{-1} \mathbf{z}_1 - 2\hat{\alpha}_1^{(1)} \mathbf{v}_2^T \mathbf{S}^{-1} \mathbf{v}_1, \\ c_8 &= (\hat{\alpha}_1^{(1)})^2 \mathbf{v}_1^T \mathbf{S}^{-1} \mathbf{v}_1 - 2\hat{\alpha}_1^{(1)} \mathbf{v}_1^T \mathbf{S}^{-1} \mathbf{z}_1 + \mathbf{z}_1^T \mathbf{S}^{-1} \mathbf{z}_1 + 1, \\ c_9 &= 2\mathbf{v}_1^T \mathbf{S}^{-1} \mathbf{v}_1, \quad c_{10} = 2\hat{\alpha}_1^{(1)} \mathbf{v}_1^T \mathbf{S}^{-1} \mathbf{v}_2 - 2\mathbf{v}_1^T \mathbf{S}^{-1} \mathbf{z}_2, \\ c_{11} &= -\mathbf{v}_1^T \mathbf{S}^{-1} \mathbf{v}_2, \quad c_{12} = -\mathbf{z}_1^T \mathbf{S}^{-1} \mathbf{v}_1 \\ &+ \mathbf{v}_2^T \mathbf{S}^{-1} \mathbf{z}_2 + \hat{\alpha}_1^{(1)}(\mathbf{v}_1^T \mathbf{S}^{-1} \mathbf{v}_1 - \mathbf{v}_2^T \mathbf{S}^{-1} \mathbf{v}_2), \\ c_{13} &= \mathbf{z}_1^T \mathbf{S}^{-1} \mathbf{z}_2 - \hat{\alpha}_1^{(1)}(\mathbf{v}_2^T \mathbf{S}^{-1} \mathbf{z}_1 - \mathbf{z}_2^T \mathbf{S}^{-1} \mathbf{v}_1) \\ &+ (\hat{\alpha}_1^{(1)})^2 \mathbf{v}_2^T \mathbf{S}^{-1} \mathbf{v}_1, \quad c_{14} = -2\mathbf{v}_1^T \mathbf{S}^{-1} \mathbf{v}_2, \\ c_{15} &= \mathbf{v}_2^T \mathbf{S}^{-1} \mathbf{z}_2 - \hat{\alpha}_1^{(1)} \mathbf{v}_2^T \mathbf{S}^{-1} \mathbf{v}_2 - \mathbf{v}_1^T \mathbf{S}^{-1} \mathbf{z}_1 + \hat{\alpha}_1^{(1)} \mathbf{v}_1^T \mathbf{S}^{-1} \mathbf{v}_1. \end{aligned} \quad (52)$$

APPENDIX D

PROOF OF PROPOSITION 2

Our goal is to compute a stationary point of

$$\begin{aligned} h(\alpha_1, \alpha_2) &= [1 + (\mathbf{z}_1 - \mathbf{m}_1(\alpha_1, \alpha_2))^T \mathbf{S}^{-1} (\mathbf{z}_1 - \mathbf{m}_1(\alpha_1, \alpha_2))] \\ &\times [1 + (\mathbf{z}_2 - \mathbf{m}_2(\alpha_1, \alpha_2))^T \mathbf{S}^{-1} (\mathbf{z}_2 - \mathbf{m}_2(\alpha_1, \alpha_2))] \\ &- [(\mathbf{z}_1 - \mathbf{m}_1(\alpha_1, \alpha_2))^T \mathbf{S}^{-1} (\mathbf{z}_2 - \mathbf{m}_2(\alpha_1, \alpha_2))]^2, \end{aligned}$$

which is a continuous, coercive, and strictly positive function of $(\alpha_1, \alpha_2) \in \mathbb{R}^2$. It follows that it admits the global minimum and the gradient of $h(\alpha_1, \alpha_2)$ evaluated at this point is zero.

According to Algorithm 1 and assuming that $\hat{\alpha}_2^{(0)}$ is known, it is clear that (by construction) the estimates $\hat{\alpha}_i^{(m)}$, $i = 1, 2$, $m \in \mathbb{N}$, fulfill the following inequality chain: $h(\hat{\alpha}_1^{(1)}, \hat{\alpha}_2^{(1)}) \geq h(\hat{\alpha}_1^{(2)}, \hat{\alpha}_2^{(2)}) \geq \dots \geq h(\hat{\alpha}_1^{(m)}, \hat{\alpha}_2^{(m)}) \geq h(\hat{\alpha}_1^{(m+1)}, \hat{\alpha}_2^{(m+1)}) \geq \dots$. Thus, we have obtained a non-negative (or lower bounded) and decreasing sequence $g_m = h(\hat{\alpha}_1^{(m)}, \hat{\alpha}_2^{(m)})$, $m \in \mathbb{N}$, which is thus convergent to a finite limit, i.e.,

$$\lim_{m \rightarrow +\infty} g_m = \inf_{m \in \mathbb{N}} g_m = g < +\infty. \quad (53)$$

Due to the continuity of $h(\alpha_1, \alpha_2)$ in \mathbb{R}^2 , it is possible to build a set Ω defined as follows $\Omega = \{a = (\hat{\alpha}_1, \hat{\alpha}_2) \in \mathbb{R}^2 : h(\hat{\alpha}_1, \hat{\alpha}_2) = g\} \subseteq \mathbb{R}^2$ and, in addition, by the Weierstrass theorem on bounded sequences [36] and (53), there exists a convergent subsequence of a_m that must have limit belonging to Ω . As a matter of fact, denote by a_{m_k} , $k \in \mathbb{N}$, the convergent subsequence extracted from a_m and consider the subsequence, g_{m_k} say, of g_m induced by a_{m_k} .

Now, since g_m is regular, then every subsequence extracted from it is regular and converges to the same limit. As a consequence, it is possible to extract from a_m a subsequence a_{m_k} , $k \in \mathbb{N}$, converging to $a \in \Omega$.

As a final step, we prove that $a = (\hat{\alpha}_1, \hat{\alpha}_2)$ is a stationary point for $h(\alpha_1, \alpha_2)$. To this end, denote by $\hat{\alpha}_2^*$ the minimum of $h(\hat{\alpha}_1, \alpha_2)$, namely

$$\hat{\alpha}_2^* = \arg \min_{\alpha_2} h(\hat{\alpha}_1, \alpha_2) \quad (54)$$

and observe that, since $h(\alpha_1, \alpha_2)$ is coercive, $|\hat{\alpha}_2^*| < +\infty$. Now, recall that $a_{m_k} = (\hat{\alpha}_1^{(m_k)}, \hat{\alpha}_2^{(m_k)})$ is a convergent subsequence extracted from a_m and apply Algorithm 1 assuming $(\hat{\alpha}_1^{(m_k)}, \hat{\alpha}_2^*)$ as initial point, then we obtain that $h(\hat{\alpha}_1^{(m_k)}, \hat{\alpha}_2^*) \geq h(\hat{\alpha}_1^{(m_k)}, \hat{\alpha}_2^{(m_k)}) \geq h(\hat{\alpha}_1^{(m_k+1)}, \hat{\alpha}_2^{(m_k+1)})$. Since g_n is decreasing, it follows that $g_{m_k+1} \geq g_{m_k}$ and, hence, the above chain of inequalities continues as follows $h(\hat{\alpha}_1^{(m_k)}, \hat{\alpha}_2^*) \geq h(\hat{\alpha}_1^{(m_k+1)}, \hat{\alpha}_2^{(m_k+1)}) \geq h(\hat{\alpha}_1^{(m_k+1)}, \hat{\alpha}_2^{(m_k+1)})$, which, for $k \rightarrow +\infty$, becomes $h(\hat{\alpha}_1, \hat{\alpha}_2^*) \geq h(\hat{\alpha}_1, \hat{\alpha}_2)$. Exploiting (54) in conjunction with the last equation yields $h(\hat{\alpha}_1, \alpha_2) \geq h(\hat{\alpha}_1, \hat{\alpha}_2)$, $\forall \alpha_2 \in \mathbb{R}$. Moreover, since $h(\alpha_1, \alpha_2)$ is continuous and differentiable with respect to α_2 , it is clear that

$$\left[\frac{\partial}{\partial \alpha_2} h(\hat{\alpha}_1, \alpha_2) \right]_{\alpha_2 = \hat{\alpha}_2} = 0 \Rightarrow \left[\frac{\partial}{\partial \alpha_2} h(\alpha_1, \alpha_2) \right]_{\alpha_1 = \hat{\alpha}_1, \alpha_2 = \hat{\alpha}_2} = 0. \quad (55)$$

Following the same line of reasoning, it is not difficult to show that

$$\left[\frac{\partial}{\partial \alpha_1} h(\alpha_1, \hat{\alpha}_2) \right]_{\alpha_1 = \hat{\alpha}_1} = 0 \Rightarrow \left[\frac{\partial}{\partial \alpha_1} h(\alpha_1, \alpha_2) \right]_{\alpha_1 = \hat{\alpha}_1, \alpha_2 = \hat{\alpha}_2} = 0. \quad (56)$$

Notice that equations (55) and (56) can be written in a more compact form using the gradient operator

$$\nabla h(\hat{\alpha}_1, \hat{\alpha}_2) = 0, \quad (57)$$

which implies that $a = (\hat{\alpha}_1, \hat{\alpha}_2)$ is a stationary point of $h(\alpha_1, \alpha_2)$.

APPENDIX E DERIVATION OF THE RAO TEST

As first step, we denote by $s(\alpha_1, \alpha_2, \mathbf{M})$ the natural logarithm of the pdf of \mathbf{Z} and \mathbf{Z}_S under H_1 , namely

$$\begin{aligned} s(\alpha_1, \alpha_2, \mathbf{M}) &= -N \ln(2\pi) - \ln[\det(\mathbf{M})] \\ &\quad - \frac{1}{2} (\mathbf{z}_1 - \mathbf{m}_1(\alpha_1, \alpha_2))^T \mathbf{M}^{-1} (\mathbf{z}_1 - \mathbf{m}_1(\alpha_1, \alpha_2)) \\ &\quad - \frac{1}{2} (\mathbf{z}_2 - \mathbf{m}_2(\alpha_1, \alpha_2))^T \mathbf{M}^{-1} (\mathbf{z}_2 - \mathbf{m}_2(\alpha_1, \alpha_2)) \\ &\quad + \ln[f(\mathbf{Z}_S; \mathbf{M})]. \end{aligned} \quad (58)$$

It is not difficult to show that

$$\begin{aligned} \frac{\partial}{\partial \alpha_1} s(\alpha_1, \alpha_2, \mathbf{M}) &= \mathbf{v}_1^T \mathbf{M}^{-1} (\mathbf{z}_1 - \alpha_1 \mathbf{v}_1 + \alpha_2 \mathbf{v}_2) \\ &\quad + \mathbf{v}_2^T \mathbf{M}^{-1} (\mathbf{z}_2 - \alpha_1 \mathbf{v}_2 - \alpha_2 \mathbf{v}_1), \end{aligned} \quad (59)$$

$$\begin{aligned} \frac{\partial}{\partial \alpha_2} s(\alpha_1, \alpha_2, \mathbf{M}) &= -\mathbf{v}_2^T \mathbf{M}^{-1} (\mathbf{z}_1 - \alpha_1 \mathbf{v}_1 + \alpha_2 \mathbf{v}_2) \\ &\quad + \mathbf{v}_1^T \mathbf{M}^{-1} (\mathbf{z}_2 - \alpha_1 \mathbf{v}_2 - \alpha_2 \mathbf{v}_1). \end{aligned} \quad (60)$$

Thus, we can write

$$\begin{aligned} \left\{ \frac{\partial}{\partial \boldsymbol{\theta}_A} [\ln(f(\mathbf{Z}; \mathbf{M}, \alpha_1, \alpha_2, H_1) f(\mathbf{Z}_S; \mathbf{M}))] \right\}_{\boldsymbol{\theta} = \boldsymbol{\theta}_0} \\ = \begin{bmatrix} \mathbf{v}_1^T \mathbf{S}_0^{-1} \mathbf{z}_1 + \mathbf{v}_2^T \mathbf{S}_0^{-1} \mathbf{z}_2 & \mathbf{0} \\ -\mathbf{v}_2^T \mathbf{S}_0^{-1} \mathbf{z}_1 + \mathbf{v}_1^T \mathbf{S}_0^{-1} \mathbf{z}_2 \end{bmatrix}. \end{aligned} \quad (61)$$

Now, let us focus on the Fisher information matrix and exploit (59) and (60) to evaluate

$$\begin{aligned} \mathbf{F}_{AA}(\boldsymbol{\theta}) &= -E \left[\frac{\partial^2}{\partial \boldsymbol{\theta}_A \partial \boldsymbol{\theta}_A^T} s(\alpha_1, \alpha_2, \mathbf{M}) \right] \\ &= \begin{bmatrix} \mathbf{v}_1^T \mathbf{M}^{-1} \mathbf{v}_1 + \mathbf{v}_2^T \mathbf{M}^{-1} \mathbf{v}_2 & \mathbf{0} \\ \mathbf{0} & \mathbf{v}_1^T \mathbf{M}^{-1} \mathbf{v}_1 + \mathbf{v}_2^T \mathbf{M}^{-1} \mathbf{v}_2 \end{bmatrix}. \end{aligned} \quad (62)$$

As a final step towards the derivation of the Rao test, we only need to notice that

$$\mathbf{F}_{AB}(\boldsymbol{\theta}) = -E \left[\frac{\partial^2}{\partial \boldsymbol{\theta}_A \partial \boldsymbol{\theta}_B^T} [s(\alpha_1, \alpha_2, \mathbf{M})] \right] \quad (63)$$

$$\begin{aligned} &= -E \left[\begin{aligned} &\frac{\partial}{\partial \mathbf{f}^T(\mathbf{M})} [\mathbf{v}_1^T \mathbf{M}^{-1} (\mathbf{z}_1 - \mathbf{m}_1(\alpha_1, \alpha_2)) \\ &+ \mathbf{v}_2^T \mathbf{M}^{-1} (\mathbf{z}_2 - \mathbf{m}_2(\alpha_1, \alpha_2))] \\ &+ \mathbf{v}_1^T \mathbf{M}^{-1} (\mathbf{z}_2 - \mathbf{m}_2(\alpha_1, \alpha_2))] \end{aligned} \right] \quad (64) \end{aligned}$$

$$\begin{aligned} &= -E \left[\begin{aligned} &\mathbf{f}^T \left\{ \frac{\partial}{\partial \mathbf{M}} [\mathbf{v}_1^T \mathbf{M}^{-1} (\mathbf{z}_1 - \mathbf{m}_1(\alpha_1, \alpha_2)) \right. \\ &+ \mathbf{v}_2^T \mathbf{M}^{-1} (\mathbf{z}_2 - \mathbf{m}_2(\alpha_1, \alpha_2))] \right\} \\ &+ \mathbf{f}^T \left\{ \frac{\partial}{\partial \mathbf{M}} [-\mathbf{v}_2^T \mathbf{M}^{-1} (\mathbf{z}_1 - \mathbf{m}_1(\alpha_1, \alpha_2)) \right. \\ &+ \mathbf{v}_1^T \mathbf{M}^{-1} (\mathbf{z}_2 - \mathbf{m}_2(\alpha_1, \alpha_2))] \right\} \end{aligned} \right] \quad (65) \end{aligned}$$

$$\begin{aligned} &= - \left[\begin{aligned} &\mathbf{f}^T \{ E[-\mathbf{M}^{-1} \mathbf{v}_1 (\mathbf{z}_1 - \mathbf{m}_1(\alpha_1, \alpha_2))^T \mathbf{M}^{-1}] \\ &+ \mathbf{f}^T \{ E[\mathbf{M}^{-1} \mathbf{v}_2 (\mathbf{z}_1 - \mathbf{m}_1(\alpha_1, \alpha_2))^T \mathbf{M}^{-1}] \\ &- \mathbf{M}^{-1} \mathbf{v}_2 (\mathbf{z}_2 - \mathbf{m}_2(\alpha_1, \alpha_2))^T \mathbf{M}^{-1}] \} \\ &- \mathbf{M}^{-1} \mathbf{v}_1 (\mathbf{z}_2 - \mathbf{m}_2(\alpha_1, \alpha_2))^T \mathbf{M}^{-1} \} \end{aligned} \right] \quad (66) \end{aligned}$$

$$= \mathbf{0}. \quad (67)$$

As a consequence, (28) simplifies as

$$[\mathbf{F}(\boldsymbol{\theta})^{-1}]_{AA} = [\mathbf{F}_{AA}(\boldsymbol{\theta})]^{-1} \quad (68)$$

and, hence,

$$\begin{aligned} &[\mathbf{F}(\boldsymbol{\theta}_0)^{-1}]_{AA} \\ &= \begin{bmatrix} \frac{1}{\mathbf{v}_1^T \mathbf{S}_0^{-1} \mathbf{v}_1 + \mathbf{v}_2^T \mathbf{S}_0^{-1} \mathbf{v}_2} & \mathbf{0} \\ \mathbf{0} & \frac{1}{\mathbf{v}_1^T \mathbf{S}_0^{-1} \mathbf{v}_1 + \mathbf{v}_2^T \mathbf{S}_0^{-1} \mathbf{v}_2} \end{bmatrix}. \end{aligned} \quad (69)$$

Using the above equation in conjunction with (61) leads to the final expression of the Rao test statistic

$$t_{\text{RAO}} = \frac{t_1(\mathbf{S}_0) + t_2(\mathbf{S}_0)}{\mathbf{v}_1^T \mathbf{S}_0^{-1} \mathbf{v}_1 + \mathbf{v}_2^T \mathbf{S}_0^{-1} \mathbf{v}_2}. \quad (70)$$

REFERENCES

- [1] E. J. Kelly, "An Adaptive Detection Algorithm," *IEEE Transactions on Aerospace and Electronic Systems*, Vol. 22, No. 2, pp. 115-127, March 1986.
- [2] F. C. Robey, D. L. Fuhrman, E. J. Kelly, and R. Nitzberg, "A CFAR Adaptive Matched Filter Detector," *IEEE Transactions on Aerospace and Electronic Systems*, Vol. 29, No. 1, pp. 208-216, January 1992.
- [3] E. J. Kelly, K. Forsythe, "Adaptive Detection and Parameter Estimation for Multidimensional Signal Models," Lincoln Lab, MIT, Lexington, Tech. Rep. No. 848, April 19, 1989.
- [4] W. L. Melvin, "Space-time Adaptive Radar Performance in Heterogeneous Clutter," *IEEE Transactions on Aerospace and Electronic Systems*, Vol. 36, No. 2, pp. 621-633, April 2000.
- [5] F. Gini and A. Farina, "Vector Subspace Detection in Compound-Gaussian Clutter Part I: Survey and New Results," *IEEE Transactions on Aerospace and Electronic Systems*, Vol. 38, No. 4, pp. 1295-1311, October 2002.
- [6] F. Gini and M. Greco, "Suboptimum Approach to Adaptive Coherent Radar Detection in Compound-Gaussian Clutter," *IEEE Transactions on Aerospace and Electronic Systems*, Vol. 35, No. 3, pp. 1095-1103, July 1999.
- [7] Y. I. Abramovich and O. Besson, "On the Expected Likelihood Approach for Assessment of Regularization Covariance Matrix," *IEEE Signal Processing Letters*, Vol. 22, No. 6, pp. 777-781, November 2014.
- [8] Y. I. Abramovich and B. A. Johnson, "GLRT-based Detection-Estimation for Undersampled Training Conditions," *IEEE Transactions on Signal Processing*, Vol. 56, No. 8, pp. 3600-3612, August 2008.
- [9] A. De Maio, A. Farina, and G. Foglia, "Design and Experimental Validation of Knowledge-based Constant False Alarm Rate Detectors," *IET Radar, Sonar and Navigation*, Vol. 1, No. 4, pp. 308-316, August 2007.
- [10] A. De Maio, A. Farina, and G. Foglia, "Knowledge-Aided Bayesian Radar Detectors & Their Application to Live Data," *IEEE Transactions on Aerospace and Electronic Systems*, Vol. 46, No. 1, pp. 170-183, January 2010.
- [11] A. Aubry, V. Carotenuto, A. De Maio, and G. Foglia, "Exploiting Multiple a Priori Spectral Models for Adaptive Radar Detection," *IET Radar, Sonar & Navigation*, Vol. 8, No. 7, pp. 695-707, August 2014.
- [12] P. Wang, Hongbin Li, and B. Himed, "Knowledge-Aided Parametric Tests for Multichannel Adaptive Signal Detection," *IEEE Transactions on Signal Processing*, Vol. 59, No. 12, September 2011.
- [13] Hongbin Li and J. H. Michels, "Parametric Adaptive Signal Detection for Hyperspectral Imaging," *IEEE Transactions on Signal Processing*, Vol. 54, No. 7, pp. 2704-2715, July 2006.
- [14] A. Wiesel, O. Bibi, and A. Globerson, "Time Varying Autoregressive Moving Average Models for Covariance Estimation," *IEEE Transactions on Signal Processing*, Vol. 61, No. 11, pp. 2791-2801, June 2013.
- [15] R. Nitzberg, "Application of Maximum Likelihood Estimation of Persymmetric Covariance Matrices to Adaptive Processing," *IEEE Transactions on Aerospace and Electronic Systems*, Vol. 16, No. 1, pp. 124-127, January 1980.
- [16] H. L. Van Trees, *Optimum Array Processing (Detection, Estimation, and Modulation Theory, Part IV)*, John Wiley & Sons, 2002.
- [17] L. Cai and H. Wang, "A Persymmetric Multiband GLR Algorithm," *IEEE Transactions on Aerospace and Electronic Systems*, Vol. 28, No. 3, pp. 806-816, July 1992.
- [18] P. Wang, Z. Sahinoglu, M. Pun, and Hongbin Li, "Persymmetric Parametric Adaptive Matched Filter for Multichannel Adaptive Signal Detection," *IEEE Transactions on Signal Processing*, Vol. 60, No. 6, pp. 3322-3328, June 2012.
- [19] Hongbin Li, J. Li, and P. Stoica, "Performance Analysis of Forward-Backward Matched-Filterbank Spectral Estimators," *IEEE Transactions on Signal Processing*, Vol. 46, No. 7, pp. 1954-1966, July 1998.
- [20] G. Pailloux, P. Forster, J. P. Ovarlez, and F. Pascal, "Persymmetric Adaptive Radar Detectors," *IEEE Transactions on Aerospace and Electronic Systems*, Vol. 47, No. 4, pp. 2376-2390, October 2011.
- [21] G. Ginolhac, P. Forster, F. Pascal, and J. P. Ovarlez, "Exploiting Persymmetry for Low-rank Space Time Adaptive Processing," *Elsevier Signal Processing*, Vol. 97, pp. 242-251, April 2014.
- [22] M. Casillo, A. De Maio, S. Iommelli, and L. Landi, "A Persymmetric GLRT for Adaptive Detection in Partially-Homogeneous Environment," *IEEE Signal Processing Letters*, Vol. 14, No. 12, pp. 1016-1019, December 2007.
- [23] C. Hao, D. Orlando, X. Ma, S. Yan, and C. Hou, "Persymmetric Detectors with Enhanced Rejection Capabilities," *IET Radar, Sonar and Navigation*, Vol. 8, No. 5, pp. 557-563, June 2014.
- [24] S. U. Pillai, Y. L. Kim, and J. R. Guerci, "Generalized Forward/Backward Subaperture Smoothing Techniques for Sample Starved STAP," *IEEE Transactions on Signal Processing*, Vol. 48, No. 12, pp. 3569-3574, December 2000.
- [25] R. Klemm, *Principles of Space-Time Adaptive Processing*, IEE Radar, Sonar, Navigation and Avionics, 12, 2002.
- [26] J.B. Billingsley, *Low-angle radar land clutter - Measurements and empirical models*, William Andrew Publishing, Norwich, NY, 2002.
- [27] J. B. Billingsley, A. Farina, F. Gini, M. S. Greco, and L. Verrazzani, "Statistical Analyses of Measured Radar Ground Clutter Data," *IEEE Transactions on Aerospace and Electronic Systems*, Vol. 35, No. 2, pp. 579-593, April 1999.
- [28] E. Conte, A. De Maio, and A. Farina, "Statistical Tests for Higher Order Analysis of Radar Clutter: Their Application to L-band Measured Data," *IEEE Transactions on Aerospace and Electronic Systems*, Vol. 41, No. 1, pp. 205-218, January 2005.
- [29] F. Bandiera, D. Orlando, and G. Ricci, *Advanced Radar Detection Schemes Under Mismatched Signal Models*, Synthesis Lectures on Signal Processing No. 8, Morgan & Claypool Publishers, March 2009.
- [30] L. Childs, *A Concrete Introduction to Higher Algebra*, Springer Science and Business Media, 2009.
- [31] S. M. Kay, *Fundamentals of Statistical Signal Processing, Detection Theory*, Englewood Cliffs, NJ: Prentice-Hall, 1998, vol. II.
- [32] A. De Maio, "Rao test for Adaptive Detection in Gaussian Interference with Unknown Covariance Matrix," *IEEE Transactions on Signal Processing*, Vol. 55, No. 7, pp. 3577-3584, July 2007.
- [33] A. De Maio, "A New Derivation of the Adaptive Matched Filter," *IEEE Signal Processing Letters*, Vol. 11, No. 10, pp. 792-793, October 2004.
- [34] A. De Maio, G. Foglia, E. Conte, and A. Farina, "CFAR Behavior of Adaptive Detectors: an Experimental Analysis," *IEEE Transactions on Aerospace and Electronic Systems*, Vol. 41, No. 1, pp. 233-251, January 2005.
- [35] M. A. Richards, J. A. Scheer, and W. A. Holm, *Principles of Modern Radar: Basic Principles*, SciTech Publishing, Incorporated, 2010.
- [36] W. Rudin, *Principles of Mathematical Analysis, Third Edition*, McGraw-Hill, Incorporated, 1964.

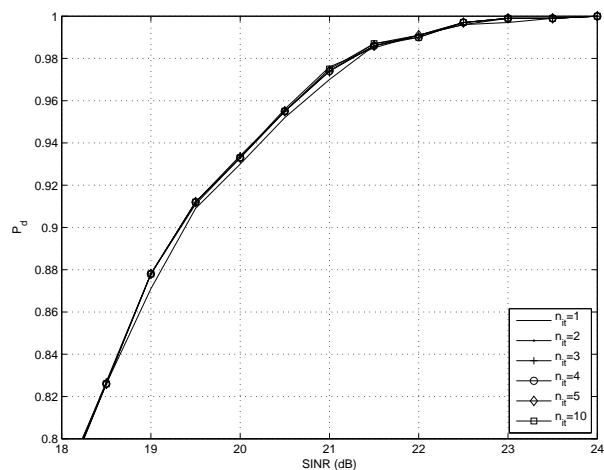


Fig. 1. P_d versus SINR for the I-GLRT assuming $N = 8$, $K = 6$, $\nu_d = 0.1$, and n as parameter.

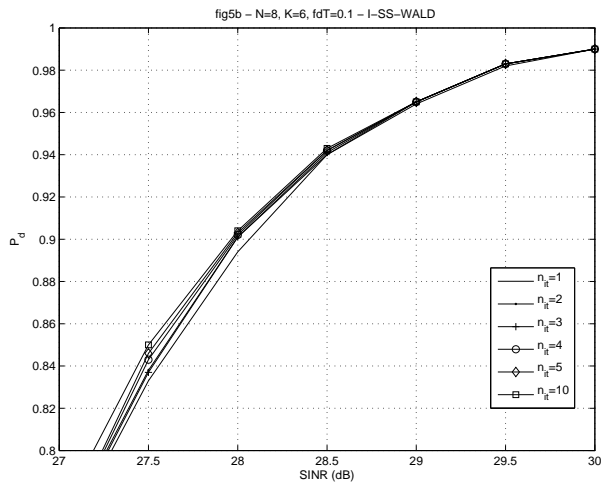


Fig. 2. P_d versus SINR for the I-WALD assuming $N = 8$, $K = 6$, $\nu_d = 0.1$, and n as parameter.

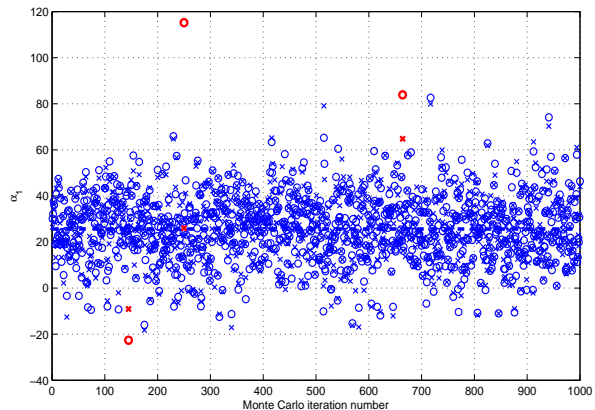


Fig. 3. Estimate of α_1 versus Monte Carlo iteration number; estimates provided by Algorithm 1 (cross marker and no line) and the two-step design procedure (circle marker and no line). In addition, the actual value of α_1 is also plotted (no marker and dashed line).

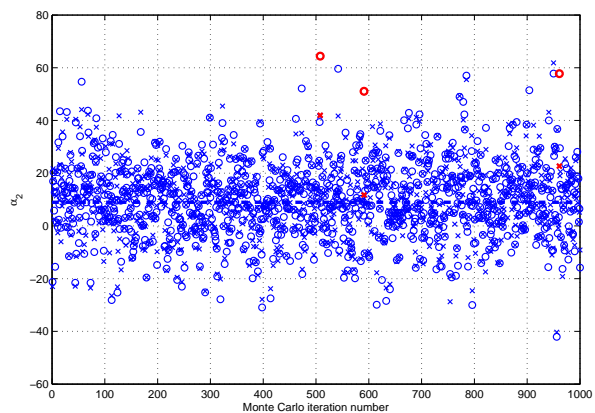


Fig. 4. Estimate of α_2 versus Monte Carlo iteration number; estimates provided by Algorithm 1 (cross marker and no line) and the two-step design procedure (circle marker and no line). In addition, the actual value of α_2 is also plotted (no marker and dashed line).

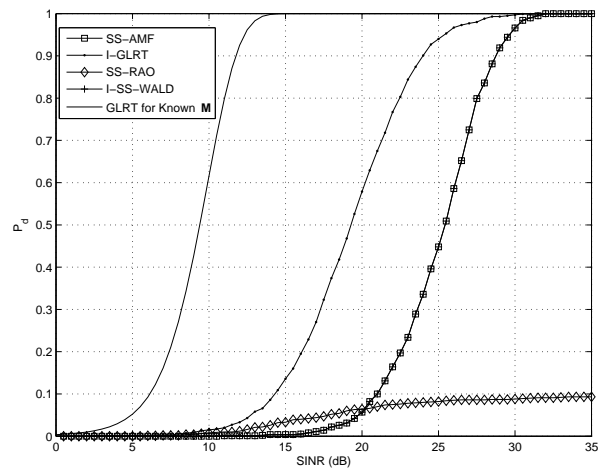


Fig. 5. P_d versus SINR for the SS-AMF, the I-GLRT, the SS-RAO, and the I-WALD assuming $N = 8$, $K = 6$, $\nu_d = 0$, and $n = 3$.

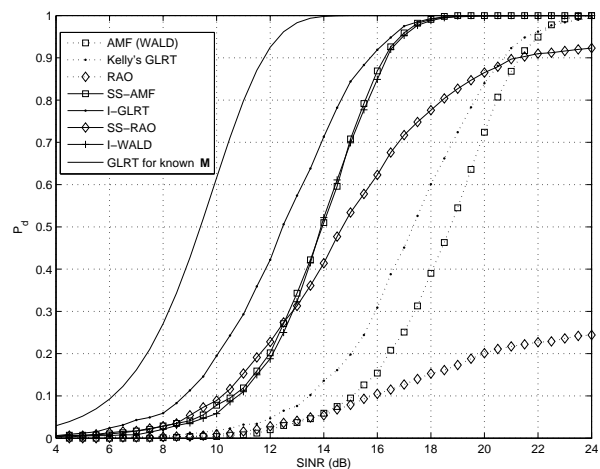


Fig. 6. P_d versus SINR for the SS-AMF, the I-GLRT, the SS-RAO, the I-WALD, Kelly's GLRT, the AMF, and the RAO assuming $N = 8$, $K = 12$, $\nu_d = 0$, and $n = 3$.

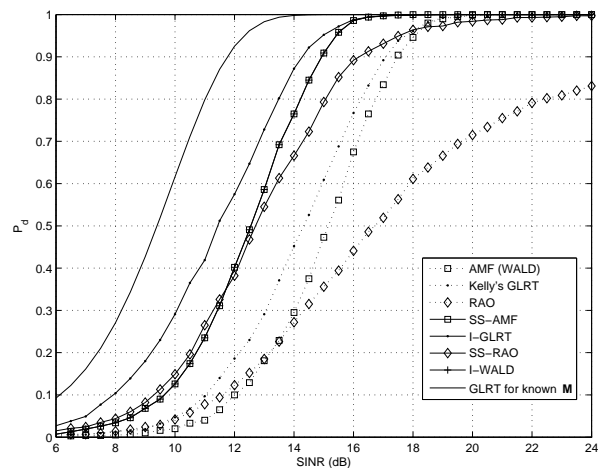


Fig. 7. P_d versus SINR for the SS-AMF, the I-GLRT, the SS-RAO, the I-WALD, Kelly's GLRT, the AMF, and the RAO assuming $N = 8$, $K = 16$, $\nu_d = 0$, and $n = 3$.

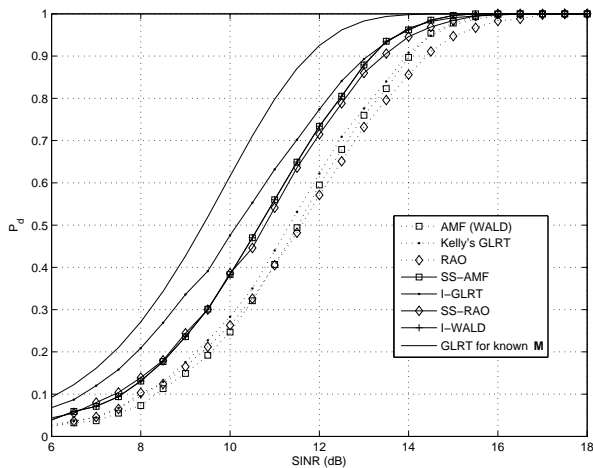


Fig. 8. P_d versus SINR for the SS-AMF, the I-GLRT, the SS-RAO, the I-WALD, Kelly's GLRT, the AMF, and the RAO assuming $N = 8$, $K = 32$, $\nu_d = 0$, and $n = 3$.

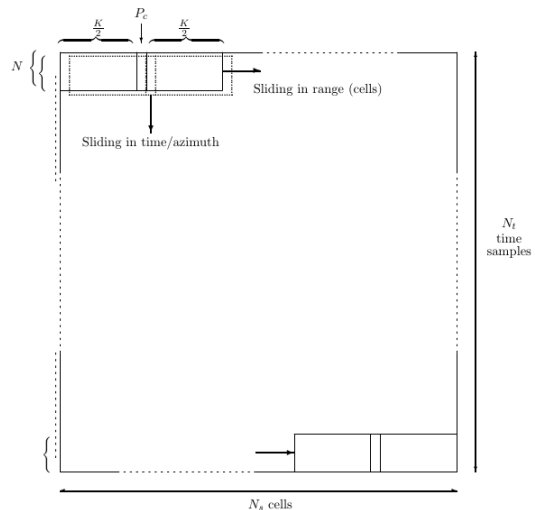
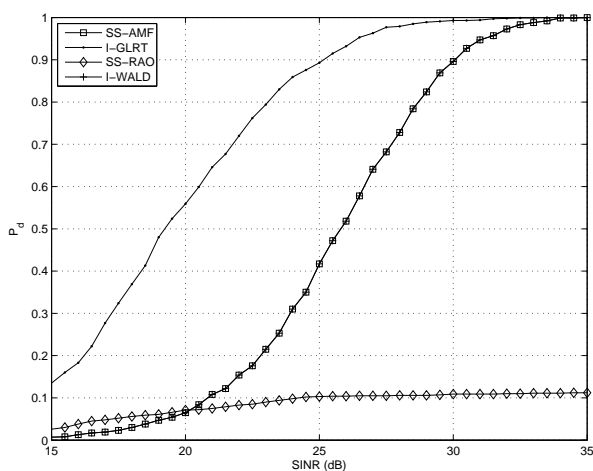
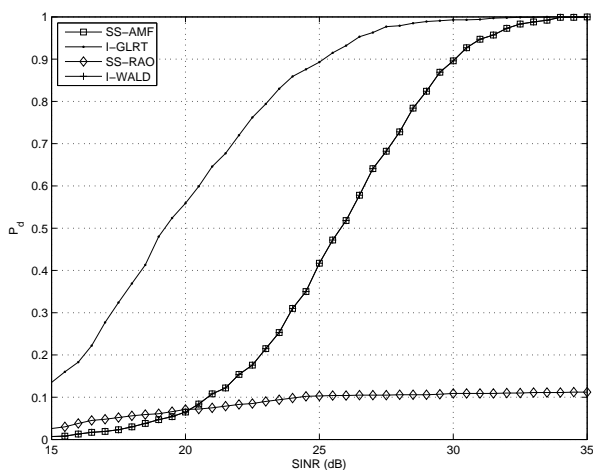


Fig. 10. Data selection procedure for the CFAR analysis.

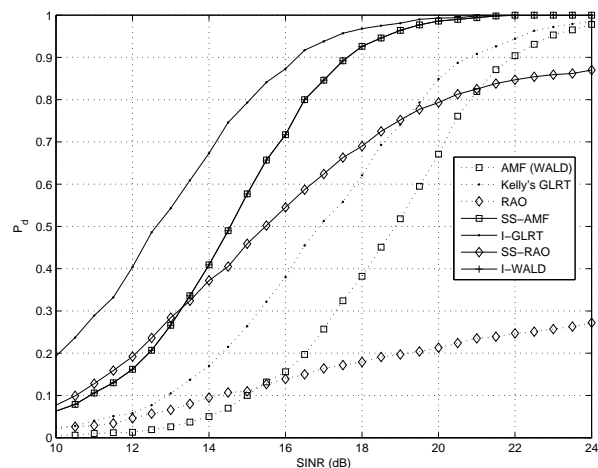


(a) HH Polarization

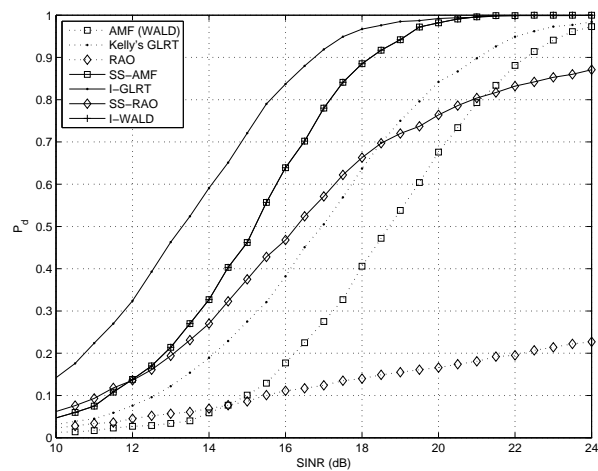


(b) VV Polarization

Fig. 9. P_d versus SINR for the SS-AMF, the I-GLRT, the SS-RAO, and the I-WALD assuming $N = 8$, $K = 6$, $\nu_d = 0$, $n = 3$; performance are evaluated on MIT-LL Phase-One radar dataset.



(a) HH Polarization



(b) VV Polarization

Fig. 11. P_d versus SINR for the SS-AMF, the I-GLRT, the SS-RAO, the I-WALD, Kelly's GLRT, the AMF, and the RAO assuming $N = 8$, $K = 12$, $\nu_d = 0$, $n = 3$; performance are evaluated on MIT-LL Phase-One radar dataset.