

Three is much more than two in coarsening dynamics of cyclic competitions

Namiko Mitarai,* Ivar Gunnarson, Buster Niels Pedersen, Christian Anker Rosiek, and Kim Sneppen†
Niels Bohr Institute, University of Copenhagen, Blegdamsvej 17, 2100 Copenhagen, Denmark.

(Dated: June 9, 2022)

The classical game of rock-paper-scissors have inspired experiments and spatial model systems that address robustness of biological diversity. In particular the game nicely illustrate that cyclic interactions allow multiple strategies to coexist for long time intervals. When formulated in terms of a one dimensional cellular automata, the spatial distribution of strategies exhibits coarsening with algebraically growing domain size over time, while the two-dimensional version allows domains to break and thereby opens for long-time coexistence. We here consider a quasi-one-dimensional implementation of the cyclic competition, and study the long-term dynamics as a function of rare invasions between parallel linear ecosystems. We find that increasing the complexity from two to three parallel lines allows a transition from complete coarsening to a steady state activity where the domain sizes stays finite. We further find that this transition happens irrespective of whether the updating is done in parallel for all sites simultaneously, or done randomly in sequential order. In both cases the active state is characterized by localized burst of dislocations, followed by longer periods of coarsening. In the case of the parallel dynamics, we find that there is another phase transition between the active steady state and the coarsening state within three-line system when the invasion rate between the lines is varied. We identify the critical parameter for this transition in the parallel dynamics case, and show that the density of active boundary have critical exponents that are consistent with the directed percolation universality class. On the contrary, numerical simulation with the random sequential dynamics suggests that the system may exhibit an active steady state as long as the invasion rate is finite.

I. INTRODUCTION

Coarsening is important in a number of dynamical systems [1, 2], and may be used to differentiate observed phenomenology into appropriated universality classes [3]. It appears in decay towards equilibrium in diverse phenomena as spinodal-decomposition, segregation of grains [4], opinions [5], languages [6], populations [7–9] as well as in the on-going tendency of biological competition to decrease species abundance in ecological models [10, 11].

The coarsening has been extensively studied for voter models [3, 12] and extended voter models with cyclic competition, especially for 3-species cyclic competition or rock-paper-scissors game [13, 14]. For 3-species competition in one dimension, the number of separated populations coarsens as $t^{-3/4}$ for random sequential update where t counts the number of update attempts per site. In contrast the parallel update provides a slower coarsening characterized by $t^{-1/2}$ [13, 14]. One can counteract the coarsening in one-dimension by introducing explicit mutation rate between species [15] or by introducing mobility [16], both of which can lead to an active steady state with coexistence of all the 3 species. Another more widely studied way is to extend it to two dimensional system, where the species domains are occasionally broken up into smaller patches, which in turn allow long-time coexistence of all three species [17]. This motivated extensive study of non-hierarchical ecosystem models as a mechanism to support coexistence of species in ecology

research [10, 18–23], and cycles are proposed to act as engines of increased diversity in two-dimensional ecologies [24, 25].

In this paper, we consider cyclic predatory relations between species in a quasi-one-dimensional ecology. We demonstrate that when one extends a simple one-dimensional ecology to three parallel ecologies with weak coupling between them, one obtain a hugely increased lifetime of all species. We find that this increase in lifetimes is closely connected with on-going “fragmentation-like” events where invasion from one linear ecology to another initiates a positive feedback that is driven by a growing divergence to the third linear ecology. As the ecologies diverge, more successful invasions take place between them. This opens for creation of new patches of species within each ecology, and thereby opens for a system where the overall invasion activity remains high. We quantitatively characterize the transition from the coarsening state to the active state in the parallel update case by changing invasion rate between lines, and we show that the critical behavior is consistent with the Directed Percolation (DP) universality class [26, 27]. We further demonstrate that the random sequential update tends to make the system to reach an active steady state as long as the invasion rate is finite.

II. COUPLED LINEAR SYSTEMS OF CYCLIC COMPETITION

We consider a system composed of several one-dimensional lattices that each have a length L in the x direction. We in particular focus on a stack of $n = 3$ of these systems positioned on top of each other as shown in

* mitarai@nbi.dk

† sneppen@nbi.dk

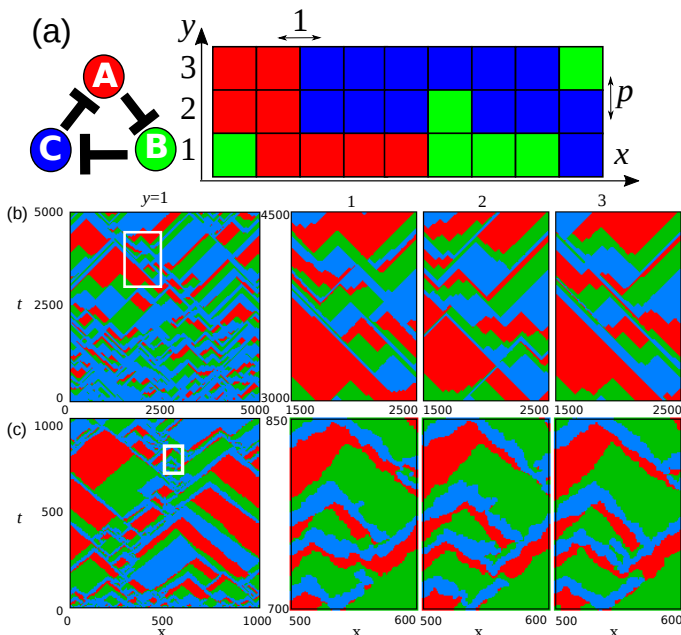
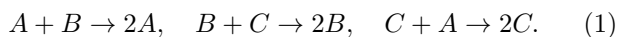


FIG. 1. (color online) Model description and spatiotemporal plot with $n = 3$. (a) Schematic description of the model. (b) Spatiotemporal plot from the parallel dynamics with $p = 0.00025$ and $L = 5000$. The left panel shows whole system until $t = 5000$ for $y = 1$. The 3 panels to the right show a magnification of part of the system (marked as white box in the left panel) at the corresponding locations for $y = 1, 2, 3$. (c) As b) but for random sequential update with $p = 0.05$ and $L = 1000$.

Fig. 1(a). Periodic boundary conditions are imposed in both directions. The simulation is initialized by assigning each lattice site to be occupied by one of the three species A , B , or C with equal probability. The species interaction is cyclic with the following rule



The interactions is limited to the nearest neighbor sites, and further limited in the vertical direction by a parameter p that control the vertical invasion rate relative to the interaction rate along the x direction.

The update can be either parallel dynamics or random sequential dynamics.

In the case of the parallel dynamics, all the bonds in x directions are updated simultaneously according to eq. (1). Then each bond in the vertical directions are selected with probability p per bond (i.e., $p \cdot n \cdot L$ bonds are selected on average) and updated according to eq. (1). This defines one time step in the model.

The random sequential dynamics is defined as follows: (i) Choose a random bond in x direction, and update its two neighbors according to the reactions in eq. (1). (ii) With a probability p , choose a random bond in the vertical direction, and update its two neighbors according to the reaction in eq. (1). One time step is here defined as $n \cdot L$ repetitions of (i) and (ii).

Irrespective of the updating rule, the system consists of domains that each consist of populations of one of the three species. These domains are separated by domain-boundaries that move either left or right, as one of the population systematically displaces the other.

In the pure one dimensional case, i.e. $n = 1$, coarsening happens through the collision between two moving boundaries. Such collisions eliminate the population located in the domain between the boundaries. For parallel dynamics the boundaries move at the same speed, and coarsening only occur through the collision between a right moving boundary and a left moving one, resulting in the annihilation of both. For the random sequential update, collision of two parallel moving boundaries is also possible due to fluctuating speed in the updating. Such a collision creates one new boundary that moves in the opposite direction of its two parents. This makes the coarsening in random sequential dynamics faster than that in the parallel dynamics [13].

When parallel linear systems are added, occasional interaction between the lines can create new boundaries. When $n = 2$, however, the quick synchronization of the two linear systems make the dynamics very similar to pure one dimensional system, and coarsening cannot be stopped with introducing p (Data not shown).

Interestingly, we find qualitatively different result $n = 3$, see Figures 1bc. Irrespective of whether one consider parallel or random sequential update, some low p values make the 3-line system develop into an active steady state. In this state, the coarsening described above is balanced by on-going fragmentation events that create new domains. These events are initiated by occasional small differences between the three linear ecosystems, that subsequently cause larger divergences between the systems. We also see this active steady state behavior for $n > 3$ systems (data not shown), demonstrating that it is the transition from $n \leq 2$ to $n \geq 3$ that fundamentally change the overall system behavior.

The transition to the active steady state is quantitatively different between the parallel and random sequential update. Note that Fig. 1b for parallel dynamics shows the result with $p = 0.00025$ with $L = 5000$, while Fig. 1c for random sequential dynamics shows the result with $p = 0.05$ with $L = 1000$. We also find some qualitative difference in the transition between the coarsening state and the active state when varying p . In the subsequent sections, we further quantify the coarsening dynamics for the two updating rules.

III. PARALLEL UPDATE

In the case of parallel update there is no noise in the horizontal movement of the boundaries. Thus if we initially synchronize all the three lines (i.e. $S_i^1 = S_i^2 = S_i^3$ for all i , with S_i^k being the species name at the site with $x = i$ and $y = k$), then the lines will stay synchronized and the dynamics will be identical to the one-dimensional

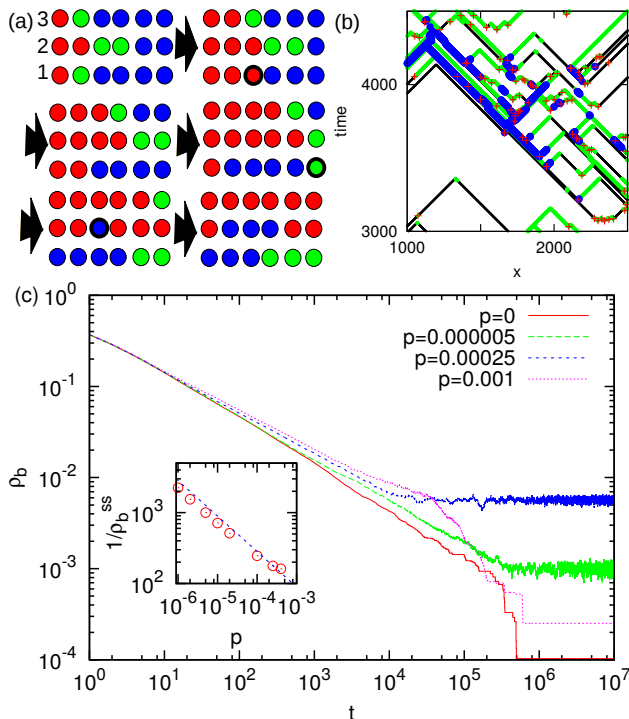


FIG. 2. (color online) (a) Mechanism to increase number of domains in the parallel updating of $n = 3$ system. The vertical transfer is shown by the circles with thick black line. A small difference between $y = 1$ and $y = 2$ is amplified when the B site is eliminated in $y = 1$, allowing the C region to expand toward left in this sub-system. The increasing divergence between $y = 1$ and the two other systems opens for new invasions between the sub-systems, creating a fragmentation event. (b) Development of boundaries using with invasion probability $p = 0.00025$. Thin symbols mark the points where the boundary sites have same species at all 3 subsystems (they are rare). Thick light points mark sites where one subsystem deviate, whereas thick dark points mark sites where all subsystems carry different species. The crosses shows events where species from line 2 or 3 invade the subsystem 1. (c) Density of boundaries per sub-system ρ_b simulated with system size $L = 2^{20}$ and $n = 3$. The $p = 0$ case is equivalent to the $n = 1$ case with long-time coarsening as $t^{-1/2}$. Inset: The average domain size in the active steady state $1/\rho_b^{ss}$ vs. p . The dashed line shows $2\sqrt{2}/\sqrt{p}$ (see text).

system, irrespective of the value of p . Therefore, to maintain the active steady state there must remain differences among the three sub-systems.

In case line 1 and 2 are identical in point x and line 3 differs, then a successful invasion from 3 to line 1 means that 1 and 3 become more similar. Also such an invasion implies that 2 is more exposed to same type of invasion from both 1 and 3. As a consequence these types of mutual invasions tend to gradually align the three lines.

The deviation from the gradual alignment comes when a coherent patch of one species is eliminated by invasions from the other lines. One case study is illustrated in Fig 2a. Here a right moving set of patches of the

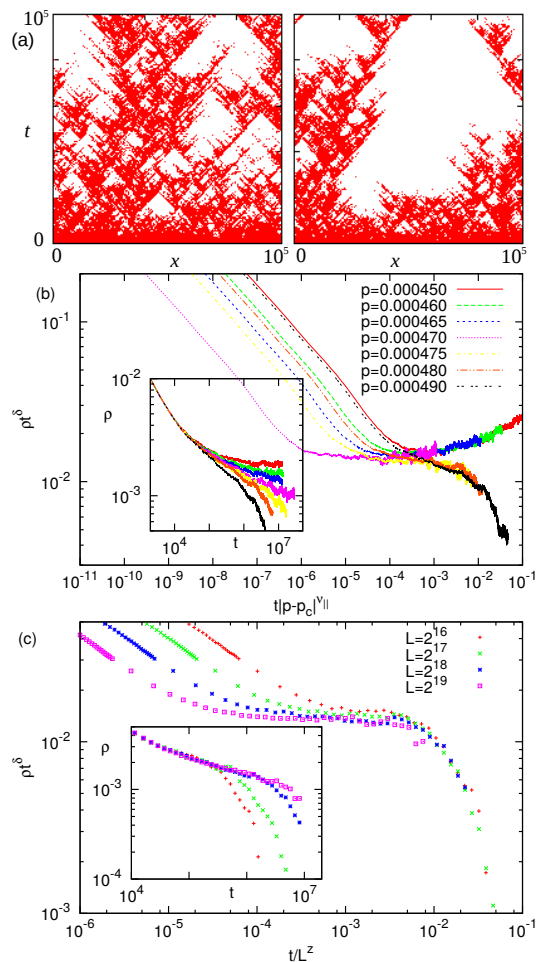


FIG. 3. (color online) (a) Large-scale behavior of the vertical transfer events for parallel update. The red dots shows the invasion of species to line 1 from line 2 or 3. The figure show a part of a $L = 1000000$ system, where the left panel use $p = 0.00025$ and the right panel use $p = 0.0005$. (b) Scaling plot for the simulations of a system size $L = 2^{26}$ using p values close to the critical invasion rate p_c . We fitted this to be $p_c = 0.000471$ and used 1+1 dimensional DP scaling exponents $\delta = 0.0159$ and $\nu_{||} = 1.733$ for re-scaling. The inset shows the time evolution of ρ without such re-scaling. (c) Finite size scaling plot at $p = 0.000475$ with $z = 1.581$. The inset shows time evolution of ρ without re-scaling.

form ABC with two boundaries move in a ballistic trajectory towards the right. Suddenly the invasion from the slightly different line 2 to line 1 eliminate a B species which is reflected in a collapse of two boundaries to one boundary AAC (line 1 in the upper right of Fig. 2a). This collapse reverses the movement of the interface, and the species C now spread to the left. As species C spread the difference to the two other sub-systems increases and C therefore more easily invades one of the A-domains in two other lines (this occur in line 2 in the bottom left of Fig.2a). Such an invasion subsequently causes all three lines to diverge.

Figure 2b shows the motion of the boundaries ($S_i^k \neq$

S_{i+1}^k) from the simulation shown in Fig. 1b. The boundaries between the domains in line 1 are shown. The light symbols mark boundary sites where one of the lines are different whereas dark symbols mark sites where all lines differs. The crosses show the successful transfers of the species to line 1 from the line 2 or 3. We observe that such vertical transfers create new interfaces.

The competition between the gradual alignment and the creation of new boundaries by vertical invasion causes a transition in behavior between a low p -case where there is a sustained activity, to a high p -case where system persistently coarsen. Fig 2c show the development in the boundary density ρ_b for different value of p in a large system. When p is increased from $p = 0.000005$ to $p = 0.00025$, we see that the system settles in a steady state with constant number of domains (boundaries). Also we see that an increased p increases the number of such boundaries. However, further increase to $p = 0.001$ shows the collapse of the active steady state to the coarsening mode that is also found for the case of isolated sub-systems ($p = 0$). This is because high p makes gradual alignment happen too often compared to the creation of new interfaces. The high p case then acts as all the sub-systems are the same, which in turn is becomes equivalent to the one line case.

Considering the system in an active steady state, we can estimate the average time Δt it takes between the first creation of divergent boundary at time t^* (elimination of green site in Fig. 2a in line $y = 1$), to the first transfer of divergent states among the 3 lines. This time is given by the transfer rate p per site in a linearly growing divergent region between two lines. Assuming that the event occurs when the cumulative probability is one, we expect

$$\int_{t^*}^{t^*+\Delta t} p \cdot s ds \approx 1$$

$$\Rightarrow \Delta t \approx \sqrt{\frac{2}{p}} \quad (2)$$

As the boundary motion is ballistic, a new transfer occurs between a divergent region of size $\Delta \ell \approx 2\Delta t \approx 2\sqrt{2/p}$. Or said in another way, then the average steady state domain size for small p should scale as one indeed sees in the insert of Fig. 2c.

The spatiotemporal plot of successful vertical invasion is shown in Fig. 3a for p close to the critical $p = p_c \approx 0.0005$. One observes ballistic lines that follows the propagating boundaries until they occasionally disappear due to local synchronization among the three lines. Also one observes the occasional creation of new from old boundaries. These creation events are seen to occur in dense bursts of activity. The large-scale structure of this spreading birth and death process reminds us of the directed percolation (DP) class of models in 1+1 dimension [27].

For small p (Fig. 3a left) the alignment is so slow that vertical transfer dominates and activity is sustained. At

large p values, the faster alignment between the three sub-systems makes it more difficult to maintain sufficient divergence to sustain on-going vertical transfer events (Fig. 3a right), and ultimately the whole system align to form a few parallel moving domains. It should be noted that the smallest “unit” of this DP-like structure is not one site but instead given by the length and time scale of $1/p \sim 10^3$. This much larger scale of birth and death processes is set by the rare vertical invasions around the critical value of $p = p_c \sim 0.0005$.

We conjecture that the transition from the active state to the coarsening state belongs to the DP universality class. Note that the absorbing state at large p is the state where all three lines are synchronized, still leaving some possibility for some sustained diversity with some parallel moving boundaries. We, therefore, chose the density of the *active* sites ρ , defined as the boundaries that contains sites which are not completely aligned with other lines. The development of ρ in inset of Fig. 3b illustrate transient coarsening up to $t \sim 10^4$, after which it changes to either a steady state density or collapses to zero density. We re-scaled these data by using 1+1 dimensional DP exponents [27, 28] $\delta = \beta/\nu_{\parallel} = 0.0159$ and $\nu_{\parallel} = 1.733$. By fitting p_c to 0.000471, we obtain a data collapse that is consistent with the DP universality class, except for the initial transient regime (Fig. 3b). Figure 3c show finite size scaling using another DP-scaling exponent $z = \nu_{\parallel}/\nu_{\perp} = 1.581$. Thus both time coarsening and finite size dependence are consistent with the DP-universality class.

IV. RANDOM SEQUENTIAL DYNAMICS

The behavior of random sequential dynamics is more complicated, because three lines can spontaneously desynchronize due to the randomness of the movement of the boundaries in the respective sub-systems. For example, if all the three lines are locally identical with two left moving interfaces ABC each, it is possible that the two boundaries in line 1 merge spontaneously to make AAC at next time step. This suddenly creates one right moving interface, very similar to the situation in Fig. 2a, allowing further diversification. Collapse of interfaces that are moving in the same direction is the reason why random sequential update coarsen faster than parallel update in one dimensional system. With vertical coupling it however also provides an additional way to create more boundaries.

First of all, this allows the three line system to maintain an active steady state for much higher p -values than in the parallel update case, a robustness that reflects the more frequent diversification events. Furthermore, the fully synchronized state is no longer an absorbing state. Numerically this seems to result in loss of a clear transition with changing value of p . This manifests in the spatiotemporal plot of the successful invasion to line 1 from other lines show in Fig. 4a. In contrast to the

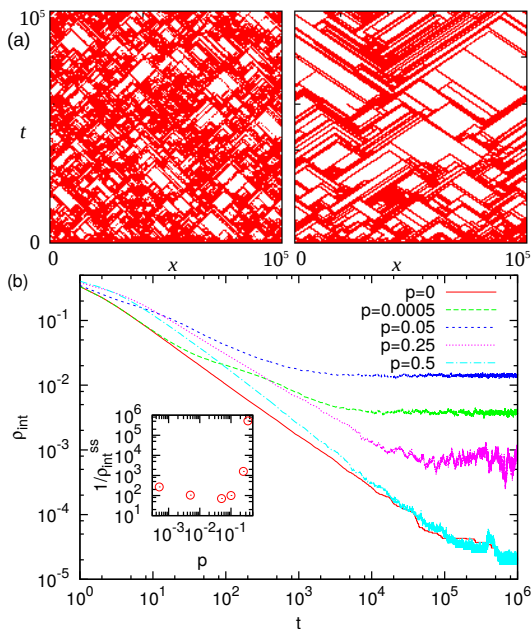


FIG. 4. (color online) (a) Large scale structure of the vertical transfer events for $L = 100000$ with random sequential update. The red dots shows the invasion of species to line 1 from line 2 and 3. The left panel shows $p = 0.0005$, and the right panel shows $p = 0.25$. (b) Density of interface per line with $L = 2^{20}$ and $n = 3$ The random sequential update for for $p = 0$ (equivalent to $n = 1$, with long-time behavior $t^{-3/4}$), $p = 0.0005, 0.05, 0.25$, and 0.5 . Inset shows the average domain size in the steady state $1/\rho_b^{ss}$ as a function of p . The data point for $p = 0.35$ was obtained from the simulation with $L = 2^{26}$.

parallel dynamics case in Fig. 3b, we see continuous ballistic trajectories that closely follows the moving domain boundaries in one of the sub-systems. In this random-update case, an active site can only be annihilated by meeting another active site. This in itself is qualitatively different than the DP-universality class.

The time evolution of the boundary density ρ_b is shown in Fig. 4b. The $p = 0$ (pure one-dimensional) case shows coarsening that declines as $t^{-3/4}$ in the long time limit. Introducing a small finite p increases ρ_b compared to the $p = 0$ case. Increasing p to 0.0005 and further to 0.05 allow the system to reach a steady state with constant density of interfaces. Further increase of p decrease the interface density at the steady state, but no sudden collapse was observed. The corresponding non-monotonous behavior of the average steady state domain size $1/\rho_b^{ss}$ as a function of p is shown in inset. Simulations with larger p always allowed us to find correspondingly larger systems (up to size 2^{26}) with an active steady state.

V. DISCUSSION

We have shown that the transition from coarsening of domains of rock-paper-scissors game to an active steady

state with a finite level of interface density requires at least three coupled linear sub-systems. With such systems, it becomes difficult to synchronize all three, which in turn gives rise to the creation of new domains through the mutual invasions.

With the parallel update, the complete synchronization of the three lines acts as an absorbing state, and the system exhibits a transition from the active steady state where lines never synchronize to the absorbing state. We have shown that the transition is consistent with the DP universality class in 1+1 dimension.

It has been conjectured that the short-range process is a requirement for the DP universality class [27]. The observation of DP class in the present model was unexpected because of the apparent long-range correlation between ballistic boundaries. When lines are coupled by rare invasions, however, the invasion from other lines breaks up this correlation, and the interaction between domains becomes “short range” when viewed on length scales larger than $1/p$. Since the critical p happens to be about 0.0005, the DP behavior appears only after long transient in large systems.

When the update is random and sequential, the synchronized state is no longer an absorbing state. It is then possible that the active steady state may exist as long as p is finite. Since p is the rate per site for the vertical invasion, we can in principle consider $p \rightarrow \infty$ limit, where all the three lines stay synchronized. Note that this limit is not exactly the same as the pure one dimensional system, since if an interface of one of the three lines proceeds more than average by chance, that will be copied to other lines immediately, namely fluctuation tends to make the interface motion slightly faster, which may result in faster coarsening than one dimensional system. We did not identify any transition in the systems behavior at finite p in random sequential dynamics. We speculate that this type of systems deviate fundamentally from the DP class because the active boundary cannot “die” by itself, but rather needs another active site to be eliminated.

Overall lesson from this work is that three is much more than two and provides an engine for sustained yet dynamic heterogeneity in spatial rock-paper-scissors game. Thus parallel systems open for qualitatively different way of sustaining patchiness than increasing the number of species in a cycle of invasions [13, 14].

ACKNOWLEDGMENTS

This work was supported by the Danish National Research Foundation. NM is grateful to M. H. Jensen for fruitful discussions.

-
- [1] A. Bray, B. Derrida, and C. Godreche, *EPL (Europhysics Letters)* **27**, 175 (1994).
- [2] M. Clincy, B. Derrida, and M. R. Evans, *Physical Review E* **67**, 066115 (2003).
- [3] I. Dornic, H. Chaté, J. Chave, and H. Hinrichsen, *Physical Review Letters* **87**, 045701 (2001).
- [4] W. Mullins, *Journal of Applied Physics* **59**, 1341 (1986).
- [5] C. Castellano, M. Marsili, and A. Vespignani, *Physical Review Letters* **85**, 3536 (2000).
- [6] A. Baronchelli, L. Dall'Asta, A. Barrat, and V. Loreto, *Physical Review E* **73**, 015102 (2006).
- [7] T. C. Schelling, *Journal of mathematical sociology* **1**, 143 (1971).
- [8] D. Vinković and A. Kirman, *Proceedings of the National Academy of Sciences* **103**, 19261 (2006).
- [9] L. Dall'Asta, C. Castellano, and M. Marsili, *Journal of Statistical Mechanics: Theory and Experiment* **2008**, L07002 (2008).
- [10] R. H. Karlson and L. W. Buss, *Ecological modelling* **23**, 243 (1984).
- [11] J. Chave, H. C. Muller-Landau, and S. A. Levin, *The American Naturalist* **159**, 1 (2002).
- [12] E. Ben-Naim, L. Frachebourg, and P. L. Krapivsky, *Physical Review E* **53**, 3078 (1996).
- [13] L. Frachebourg, P. L. Krapivsky, and E. Ben-Naim, *Physical review letters* **77**, 2125 (1996).
- [14] L. Frachebourg, P. L. Krapivsky, and E. Ben-Naim, *Physical Review E* **54**, 6186 (1996).
- [15] A. A. Winkler, T. Reichenbach, and E. Frey, *Physical Review E* **81**, 060901 (2010).
- [16] S. Venkat and M. Pleimling, *Physical Review E* **81**, 021917 (2010).
- [17] G. Szabó and G. Fath, *Physics Reports* **446**, 97 (2007).
- [18] M. Boerlijst and P. Hogeweg, *Physica D* **48**, 17 (1991).
- [19] M. E. Gilpin, *Am. Nat.* **109**, 51 (1975).
- [20] M. Perc and A. Szolnoki, *New J. Phys.* **9**, 267 (2007).
- [21] R. Laird and B. Schamp, *Am. Nat.* **168**, 182 (2006).
- [22] G. Szabo and T. Czaran, *Phys. Rev. E* **64**, 042902 (2001).
- [23] B. Kerr, C. Neuhauser, B. J. M. Bohannan, and A. M. Dean, *Nature* **442**, 75 (2006).
- [24] J. Mathiesen, N. Mitarai, K. Sneppen, and A. Trusina, *Physical review letters* **107**, 188101 (2011).
- [25] N. Mitarai, J. Mathiesen, and K. Sneppen, *Physical Review E* **86**, 011929 (2012).
- [26] W. Kinzel, *Percolation structures and processes* **5**, 425ff (1983).
- [27] H. Hinrichsen, *Advances in physics* **49**, 815 (2000).
- [28] I. Jensen, *Journal of Physics A: Mathematical and General* **32**, 5233 (1999).