

# Implementation of the Spherical Coordinate Representation of Protein 3D Structures and its Applications Using FORTRAN 77/90 Language

Vicente M. Reyes, Ph.D.\*

E-mail: [vmrsbi.RIT.biology@gmail.com](mailto:vmrsbi.RIT.biology@gmail.com)

\*work done at:

Dept. of Pharmacology, School of Medicine,  
University of California, San Diego  
9500 Gilman Drive, La Jolla, CA 92093-0636

&

Dept. of Biological Sciences, School of Life Sciences  
Rochester Institute of Technology  
One Lomb Memorial Drive, Rochester, NY 14623

**Abbreviations:** PDB, Protein Data Bank, OL, outer layer; IC, inner core; AAR, all-atom representation; DCRR, double-centroid reduced representation; BS, binding site; LBS, ligand binding site; FD, frequency distribution; FDMR, frequency distribution of maximum rho's

**Key words:** protein 3D structure representation, Cartesian to spherical transformation of protein 3d structure, spherical coordinate system, protein outer layer, protein inner core, protein double-centroid reduced representation, protein functional site prediction

## 1. ABSTRACT:

In an earlier paper we described the representation of protein 3D structures in spherical coordinates ( $\rho$ ,  $\phi$ ,  $\theta$ ) and two of its potential applications, namely, the separation of the outer layer (OL) from the inner core (IC) of proteins, and analysis of protein surface topography as to protrusions and invaginations (Reyes, V.M., 2011; see also Reyes, V.M., 2009). In the present paper, we present several results demonstrating the performance success of the several FORTRAN 77 and 90 program source codes used in the implementation of the two aforementioned applications, as well as how to exactly implement both applications using the set of programs. In particular, we show here data that demonstrate the success of our procedure for the separation of the OL from the IC of proteins using a subset of the dataset from Laskowski et al. (1996). Using a theoretical model protein in the form of a scalene ellipsoid grid of points with and without an artificially constructed protrusion or invagination, we also show results demonstrating that protrusions and invaginations on the surface of proteins maybe predicted using our procedure. Referring to Figures 1 and 2 of Reyes, V.M. (2011), the nine program codes we present here and their respective functions are as follows: (1.) `find_molec_centr.f`: finds the x-, y- and z-coordinates of the proteins molecular (geometric) centroid; (2.) `cart2sphere_degrees.f90`: converts the Cartesian PDB coordinates of the protein to spherical coordinates, with  $\phi$  and  $\theta$  in degrees; (3.) `cart2sphere_radians.f90`: does the same thing as the second program, but with  $\phi$  and  $\theta$  in radians; (4.) `spher2cart_degrees.f90`: converts the protein atomic coordinates from spherical back to Cartesian, where the input  $\phi$  and  $\theta$  values are in degrees; (5.) `spher2cart_radians.f90`: does the same thing as the fourth program, but with  $\phi$  and  $\theta$  in radians; (6.) `find_rho_cutoff.f`: determines the  $\rho$  cut-off value for delineating the boundary between the OL and the IC of the protein; (7.) `phi6_theta8_binning.f90`: performs the binning of  $\phi$  in six-degree increments and  $\theta$  in eight-degree increments; (8.) `phi10_theta10_binning.f90`: performs the binning of  $\phi$  and  $\theta$  both in ten-degree increments; and (9.) `bin_rho.f90`: performs the binning of  $\rho$  values for plotting the frequency distribution of maximum  $\rho$  values (FDMR).

## 2. INTRODUCTION:

Most protein 3D structures are solved by x-ray crystallography (XRC), while a small subset are solved by nuclear magnetic resonance (NMR) spectroscopy; and all of them are deposited in the Protein Data Bank (PDB), the world's main repository of protein 3D structures. In each case, the final product is a PDB file containing the (x,y,z) Cartesian coordinates of all the atoms in the protein (in the case of XRC, only non-hydrogen atoms in general are assigned coordinates). While it is known that close to 80% of all proteins are globular or roughly globular in shape – and thus are often called ‘spheroproteins’ – prior to our report in 2011, protein 3D structures had never been represented using spherical coordinates in order to take advantage of their spherical symmetry. In this 2011 paper (Reyes, V.M., 2011), we reported on our efforts at representing spheroproteins using spherical ( $\rho$ ,  $\phi$ ,  $\theta$ ) coordinates, with the protein centroid as origin, and presented two of its potential applications. Here, we present the Fortran program source codes we used in our procedure, starting with the determination of the protein molecular (geometric) centroid and the transformation of its Cartesian coordinates to spherical coordinates. We also present here the Fortran source codes for the implementation of the two applications we presented in the aforementioned paper, namely, the separation of the protein outer layer (OL) from its inner core (IC), and the identification of protrusions and invaginations on the protein surface.

The source program codes presented in this work were written in either Fortran 77 (Holoien, M.O. & Behforooz, A., 1991; Mayo, W. & Cwiakala, M., 1994; and Nyhoff, L. & Leestma, S., 1996) or Fortran 90 (Nyhoff, L. & Leestma, S., 1996 & 1999; Metcalf, M. & Reid, J.K., 1999; and Chapman, S.J., 1997). All computations were carried out on a UNIX computing environment with a Fortran compiler software. In order to apply the procedure in high-throughput batch mode, UNIX C-shell (Powers, S. et al., 2002; Anderson, G. & Anderson, P., 1986; and Birns, P. et al., 1985) as well as Perl (Tisdall, J., 2001; and Berman, J.J., 2007) scripts were written. In some complex cases, the scripts were constructed using text manipulation programming languages, `sed` & `awk` (Dougherty, D. & Robbins, A., 1997; and Aho et al., 1988).

### 3. DATASETS AND METHODS:

All protein 3D structures are encoded as plain text files consisting of roughly four parts, namely, a meta data section about the file itself and the protein; the main part, which contains the x-, y-, and z- coordinates of all the atoms in the protein arranged in specific columns; water molecules that were detected in close association with the protein; and a geometry file for any ligands or other molecules bound by the protein in question, as well as for some unusual amino acid side chain rotamers, if any had been detected. Protein 3D structures may be downloaded from the Protein Data Bank (PDB; Berman et al., 2000) - the main international repository for protein 3D structures - which may then be visualized on the computer screen using several available computer graphics software. To demonstrate the utility and effectivity of our procedure, the programs were originally applied to the dataset in Laskowski (1996), which is composed of 67 globular monomeric enzymes (spheroproteins) all complexed with their cognate ligand(s). The procedure was also applied to a “theoretical” protein made by constructing a 3D grid of points representing protein atoms in the shape of a scalene ellipsoid with center at the origin with the three major axes along the x-, y- and z-coordinate axes (Reyes, V.M., 2011). We recommend that the present paper be read in conjunction with Reyes, V.M. (2011) in order for the reader to see precisely how the programs presented here are implemented.

The minimum requirements in running these program source codes is a UNIX computing environment and a Fortran 77/90 compiler software as all Fortran program source codes must first be compiled before they are run. Application of the procedure to a large dataset of protein structures will require a knowledge of scripting methods such as UNIX C-shell scripting and Perl programming, as well as that of sed and awk for text manipulation.

### 4. RESULTS AND DISCUSSION:

The Fortran program source codes presented in this paper are shown in the table below; page numbers on the third column refer to the page in the present paper where the program starts. Program names ending in suffix “.f” are Fortran 77 codes, while those ending in “.f90” are Fortran 90 codes. Please refer to our previous publication, Reyes, V.M. (2011) for the implementation of these programs on actual datasets. Specifically, please refer to Figures 1 and 2 of said paper for a flowchart and illustration of how these programs are implemented.

#### Table of Programs

---

Program 1: find_molec_centr.f	page 7
Program 2: cart2sphere_degrees.f90	page 8
Program 3: cart2sphere_radians.f90	page 10
Program 4: spher2cart_degrees.f90	page 11
Program 5: spher2cart_radians.f90	page 12
Program 6: find_rho_cutoff.f	page 13
Program 7: phi6_theta8_binning.f90	page 14
Program 8: phi10_theta10_binning.f90	page 20
Program 9: bin_rho.f90	page 26

---

Program 1, cart2sphere\_degrees.f90, transforms the Cartesian coordinates in the protein PDB file to spherical coordinates, ( $\rho$ ,  $\phi$ ,  $\theta$ ) with  $\phi$  and  $\theta$  measured in degrees. Program 2, cart2sphere\_radians.f90, does the same

thing as Program 1, but expresses  $\varphi$  and  $\theta$  in radians. Program 3, `spher2cart_degrees.f90`, back-transforms the protein atom coordinates from spherical coordinates to Cartesian, where  $\varphi$  and  $\theta$  in the spherical coordinates are in degrees; program 4, `spher2cart_radians.f90`, does the same, but where  $\varphi$  and  $\theta$  in the spherical coordinates are in radians. Program 5, `find_rho_cutoff.f`, calculates the cut-off  $\rho$  value to be used in delineating the protein OL from the protein IC. Program 6, `phi6_theta8_binning.f90`, bins (partitions)  $\varphi$  in increments of 6 degrees and  $\theta$  in increments of 8 degrees; program 7, `phi10_theta10_binning.f90`, does the same but in increments of 10 degrees for both  $\varphi$  and  $\theta$ . We thus call binning by `phi6_theta8_binning.f90` ‘fine binning,’ and binning by `phi10_theta10_binning.f90` ‘coarse binning.’ Finally, program 8, `bin_rho.f90`, bins  $\rho$  in preparation for plotting the frequency distribution of maximum  $\rho$ 's.

Transforming a protein PDB structure file in Cartesian coordinates to spherical coordinates involves use of the program `cart2sphere_degrees.f90` or `cart2sphere_radians.f90`, depending on whether the user wants the angles  $\varphi$  and  $\theta$  in the resulting spherically transformed file to be in degrees or radians. Table 1 shows such a transformation. The standard, original PDB file is shown on the bottom panel, while the spherically transformed file is shown on the upper panel. Both files have identical first to fifth columns; the difference is that in the original PDB file, columns six, seven and eight are the x- y- and z- coordinates of the atoms, while in the spherically transformed file, they are the spherical coordinates  $\rho$ ,  $\varphi$  and  $\theta$ . The latter columns do not concern us very much here.

In all cases, we made sure to check that our spherical transformations were correct by transforming them back to Cartesian coordinates (using program `spher2cart_degrees.f90`) and made sure that the output files we obtained were identical to the Cartesian PDB files we started with.

#### 4.1 Implementation in the Separation of the Outer Layer from the Inner Core of Proteins.

A significant majority of proteins fold in three-dimensions such that the hydrophilic sites in its constituent amino acid residues are exposed on the surface and the hydrophobic sites are buried in the interior of the folded protein. In an aqueous environment like the cytoplasm of the cell, folding in this way achieves the lowest energy conformational state for the protein (see Reyes, V. M., 2015x and references cited therein). However, there are exceptions. For example, membrane proteins are embedded in a largely hydrophobic environment consisting of membrane phospholipids, and they fold so that large patches of hydrophilic residues are exposed on the surface (ibid.).

We implemented our procedure for separating the outer layer from the inner core of a protein using the programs reported here. A measure of success for this procedure would be to identify and calculate the percentage of hydrophilic residues versus hydrophobic residues in the outer layer (OL) as well as in the inner core (IC) after the separation has been performed. We selected six proteins randomly from the dataset of Laskowski et al. (1996) and performed the separation procedure. The identities of the six proteins we term Proteins A-F is shown in Table 2.

Figure 1, Panels A-C, show the results of these separation procedures. When the proteins are left in all-atom representation and fine binning is used, the results are as shown graphically in Panel A, with associated numerical values shown in Table 3, Panel A. Note that in all six cases, the OL is more highly enriched with hydrophilic residues than is the IC, and that the IC is more highly enriched in hydrophobic residues than is the OL. The degrees of enrichment vary, but the pattern is constant: OL more enriched in hydrophilic moieties and IC more enriched in hydrophobic ones. This pattern is preserved even if we performed coarse binning instead, as shown in Panel B, with associated numerical values in Table 3, Panel B. The patterned is likewise preserved if we transformed the proteins to double-centroid reduced representation (DCRR) and used coarse binning, as shown in Panel C, with associated numerical values in Table 3, Panel C. Fine binning were not performed with the proteins in DCRR as they appear to be incompatible (data not shown). Overall, the data show that there are no exceptional cases in our test set of six proteins, e.g., membrane proteins, which would have reversed the observed hydrophobicity/hydrophilicity pattern in the OL and IC, as expected from the identities of these proteins.

The  $\rho$  cut-off value for the OL-IC separation was varied between 85%-98% of the maximum  $\rho$  ( $\rho_{\max}$ ) and a value of 95% seemed to be optimal, as the difference between %hydrophobicity and %hydrophilicity between the OL and IC seems to reach maximum near this value (Reyes, V.M., 2011).

#### 4.2 Implementation in the Analysis of the Surface Topography of Proteins.

Next we implemented our procedure for detecting invaginations (depressions, indentations, concavities) and protrusions (bulges, bumps, protuberances) on the surface of a protein. We created a theoretical “model” protein in the form of a scalene ellipsoid composed of a grid of points 1.5 units (Å) apart along the axial directions. We then created three variants of this model protein, namely, a variant with: (a.) an invagination; (b.) a protrusion; and (c.) with both an invagination and a protrusion. All four variants were then transformed to spherical coordinates, partitioned into bins and the FDMR plots constructed as previously described (Reyes, V. M., 2011). Figure 2, Panel A shows the FDMR plot for the original ellipsoid model protein. It reveals a single “clean” peak centered around the 18<sup>th</sup>  $\rho$  interval corresponding to a frequency of about 290. The ellipsoid on the right shows the approximate 3D shape of the model protein whose FDMR is shown to the left. Panel B shows the FDMR plot for the model protein with an invagination. While there is a single peak of similar magnitude and peak location, we see a subpeak on the lagging side (to the left) of the main peak. We take this to be diagnostic of the invagination on the protein, as shown on the figure on the right. Panel C shows the FDMR plot for the model protein with a protrusion. Again the large main peak is present, but this time there is a small but conspicuous subpeak on the leading side (to the right) of the main peak. This peak is thus diagnostic of the protrusion on the protein as shown on the figure to the right. Panel D shows the FDMR plot for the variant with both an invagination and a protrusion. The single large peak seen in the three previous cases is still there, but now the two subpeaks on either side of the main peak seen in the two previous cases are now present. This confirms that the subpeak on the left is indeed indicative of an invagination, and that the subpeak on the right is indicative of a protrusion.

Table 4 shows the results of the surface analysis procedure for the six test proteins from the Laskowski data set. Ligand binding sites and/or active sites in the form of invaginations or clefts on their protein surfaces have been detected using our procedure (i.e., spherical transformation and binning followed by FDMR plots). In protein A (Thioredoxin reductase), 44 residues were predicted to be in and/or around the LBS using coarse binning, which was reduced to 33 residues using fine binning. In protein B (Prostatic acid phosphatase), 53 such residues were detected using coarse binning, which was reduced to 36 residues with fine binning. In protein C (Xylanase), five such residues were detected by coarse binning, with fine binning reducing that number to two residues. In protein D (Human neutrophil elastase), coarse binning detected eight such residues, and further reduced to four residues by fine binning. In protein E (Porphobilinogen deaminase), 41 such residues were detected using coarse binning, but fine binning reduced that to .21 residues. And finally, in protein F (Bacteriochlorophyll-A protein), coarse binning detected 41 such residues with fine binning reducing it to 28 residues. Preliminary analyses indicate that the residues detected above are indeed located at or near the depressions on the respective protein surface where the bound ligands in the corresponding structures are indeed docked.

#### 4.3 Conclusion

In conclusion, we feel that the nine Fortran programs presented in this paper do perform their overall function quite well. In addition we conclude that the use of spherical coordinates to represent protein 3D structures provides a valid and effective way to separate the protein OL from the IC (which, in turn, might find other useful applications), as well as for the analysis of protein surface topography. Our objective for the foreseeable future is to express all protein 3D structures deposited in the PDB in spherical coordinates, and then apply the OL-IC separation procedure and surface topographical analysis to all of them.

#### 5. ACKNOWLEDGMENT:

This work was supported by an Institutional Research and Academic Career Development Award to the author, NIGMS/NIH grant number GM 68524. The author wishes to acknowledge the San Diego Supercomputer Center, the UCSD Academic Computing Services, and the UCSD Biomedical Library, for the help and support

of their staff and personnel. He also acknowledges the Division of Research Computing at RIT, and computing resources from the Dept. of Biological Sciences, College of Science, at RIT.

## 6. REFERENCES:

- Anderson, G. and Anderson, P. (1986), *The Unix C Shell Field Guide*, Prentice Hall (Publ.)
- Aho, A.V., Kernighan, B.W. & Weinberger, P.J. (1988) *The AWK Programming Language*, Pearson (Publ.)
- Berman, J.J. (2007) *Perl Programming for Medicine and Biology* (Series in Biomedical Informatics), Jones & Bartlett (Publ.)
- Berman, H.M., Westbrook, J., Feng, Z., Gilliland, G., Bhat, T.N., Weissig, H., Shindyalov, I.N., Bourne, P.E. (2000) *The Protein Data Bank*, *Nucleic Acids Research*, 28: 235-242. (URL: [www.rcsb.org](http://www.rcsb.org))
- Birns, P., Brown, P., Muster, J.C.C. (1985 ) *UNIX for People*, Prentice Hall (Publ.)
- Chapman, S.J. (1997) *FORTRAN 90/95 for Scientists and Engineers*, McGraw-Hill Science/Engineering/Math (Publ.)
- Cheguri, S. and Reyes, V.M., "A Database/Webserver for Size-Independent Quantification of Ligand Binding Site Burial Depth in Receptor Proteins: Implications on Protein Dynamics", *J. Biomol. Struct. & Dyn.*, Book of Abstracts, Albany 2011: The 17th Conversation, June 14-18, 2011, Vol. 28 (6) June 2011, p. 1013
- Dougherty, D. and Robbins, A. (1997), *Sed & Awk* (2nd Ed.), O'Reilly Media (Publ.)
- Holoien, M.O., Behforooz, A. (1991) *Fortran 77 for Engineers and Scientists* (2nd Ed.), Brooks/Cole Pub Co. (Publ.)
- Laskowski, R.A., Luscombe, N.M., Swindells, M.B., Thornton, J.M. (1996). Protein clefts in recognition and function. *Prot Sci* 5, 2438–2452.
- Mayo, W., Cwiakala, M. (1994) *Schaum's Outline of Programming With Fortran 77* (Schaum's Outlines), McGraw-Hill Education (Publ.)
- Metcalf, M. and Reid, J.K. (1999) *Fortran 90/95 Explained* (2nd Ed.), Oxford University Press (Publ.)
- Nyhoff, L. and Leestma, S. (1996) *FORTRAN 77 for Engineers and Scientists with an Introduction to FORTRAN 90* (4th Ed.), Pearson (Publ.)
- Nyhoff, L. and Leestma, S. (1996) *FORTRAN 90 for Engineers and Scientists*, Pearson (Publ.)
- Nyhoff, L. and Leestma, S. (1999) *Introduction to FORTRAN 90*, ESource Series (2nd Ed.), Prentice Hall (Publ.)
- Powers, S., Peek, J., O'Reilly, T., Loukides, M. (2002), *Unix Power Tools* (3rd Ed.), O'Reilly Media (Publ.)
- Reyes, V.M., (2009) "Representing Protein 3D Structures in Spherical Coordinates – Two Applications: 1. Detection of Invaginations, Protrusions, and Potential Ligand Binding Sites; and 2. Separation of Protein Hydrophilic Outer Layer from the Hydrophobic Core ", *J. Biomol. Struct. & Dyn.*, Book of Abstracts, Albany 2009: The 16th Conversation, June 16-20 2009, Vol. 26 (6), pp. 874-5







```

real x, y, z, pi, rho, phi, theta

open (unit =1, file = "filei")
open (unit =2, file = "fileo")

pi = 3.1415926536

tag = "SPHER(RHO,PHI,THETA) in degrees"

!*****
! The output of this program has rho, phi and theta in degrees, not radians!
!*****

888 read(1,100,end=333) left, x, y, z, right
100 format(A30, f8.3, f8.3, f8.3, A30)

rho = sqrt(x**2 + y**2 + z**2)

phi = ((ACOS(z/rho))*(180.0/pi))

S = sqrt(x**2 + y**2)

if ((x.gt.0.00).and.(y.ge.0.00)) then

theta = ((ASIN(y/S))*(180.0/pi))

elseif ((x.le.0.00).and.(y.gt.0.00)) then

theta = ((pi - ASIN(y/S))*(180.0/pi))

elseif ((x.lt.0.00).and.(y.le.0.00)) then

theta = ((pi - ASIN(y/S))*(180.0/pi))

elseif ((x.ge.0.00).and.(y.lt.0.00)) then

theta = ((2*pi + ASIN(y/S))*(180.0/pi))

endif

!!!!!!!!!!!!!!!!!!!!!!!!!!!!!!!!!!!!!!!!!!!!!!!!!!!!!!!!!!!!!!!!!!!!
! / ASIN(y/S) if x>0, y>=0 (qdt. I)
! theta = | pi - ASIN(y/S) if x<0, y>0 (qdt. II)
! | pi - ASIN(y/S) if x<0, y<0 (qdt. III)
! \ 2*pi + ASIN(y/S) if x>=0, y<0 (qdt. IV)
!!!!!!!!!!!!!!!!!!!!!!!!!!!!!!!!!!!!!!!!!!!!!!!!!!!!!!!!!!!!!!!!!!!!

write (2,101) left, rho, phi, theta, tag

101 format(A30, f14.8, f14.8, f14.8, A31)

go to 888

333 continue

close(2)
close(1)

stop
end

```











```

        write (3,200) left, rho, phi, the, "bin = 0002"
    elseif ((phi.ge.12.00000000).and.(phi.lt.18.00000000)) then
        write (3,200) left, rho, phi, the, "bin = 0003"
    elseif ((phi.ge.18.00000000).and.(phi.lt.24.00000000)) then
        write (3,200) left, rho, phi, the, "bin = 0004"
    elseif ((phi.ge.24.00000000).and.(phi.lt.30.00000000)) then
        write (3,200) left, rho, phi, the, "bin = 0005"
    elseif ((phi.ge.30.00000000).and.(phi.lt.36.00000000)) then
        write (3,200) left, rho, phi, the, "bin = 0006"
    elseif ((phi.ge.36.00000000).and.(phi.lt.42.00000000)) then
        write (3,200) left, rho, phi, the, "bin = 0007"
    elseif ((phi.ge.42.00000000).and.(phi.lt.48.00000000)) then
        write (3,200) left, rho, phi, the, "bin = 0008"
    elseif ((phi.ge.48.00000000).and.(phi.lt.54.00000000)) then
        write (3,200) left, rho, phi, the, "bin = 0009"
    elseif ((phi.ge.54.00000000).and.(phi.lt.60.00000000)) then
        write (3,200) left, rho, phi, the, "bin = 0010"
    elseif ((phi.ge.60.00000000).and.(phi.lt.66.00000000)) then
        write (3,200) left, rho, phi, the, "bin = 0011"
    elseif ((phi.ge.66.00000000).and.(phi.lt.72.00000000)) then
        write (3,200) left, rho, phi, the, "bin = 0012"
    elseif ((phi.ge.72.00000000).and.(phi.lt.78.00000000)) then
        write (3,200) left, rho, phi, the, "bin = 0013"
    elseif ((phi.ge.78.00000000).and.(phi.lt.84.00000000)) then
        write (3,200) left, rho, phi, the, "bin = 0014"
    elseif ((phi.ge.84.00000000).and.(phi.lt.90.00000000)) then
        write (3,200) left, rho, phi, the, "bin = 0015"
    elseif ((phi.ge.90.00000000).and.(phi.lt.96.00000000)) then
        write (3,200) left, rho, phi, the, "bin = 0016"
    elseif ((phi.ge.96.00000000).and.(phi.lt.102.00000000)) then
        write (3,200) left, rho, phi, the, "bin = 0017"
    elseif ((phi.ge.102.00000000).and.(phi.lt.108.00000000)) then
        write (3,200) left, rho, phi, the, "bin = 0018"
    elseif ((phi.ge.108.00000000).and.(phi.lt.114.00000000)) then
        write (3,200) left, rho, phi, the, "bin = 0019"
    elseif ((phi.ge.114.00000000).and.(phi.lt.120.00000000)) then
        write (3,200) left, rho, phi, the, "bin = 0020"
    elseif ((phi.ge.120.00000000).and.(phi.lt.126.00000000)) then
        write (3,200) left, rho, phi, the, "bin = 0021"
    elseif ((phi.ge.126.00000000).and.(phi.lt.132.00000000)) then
        write (3,200) left, rho, phi, the, "bin = 0022"
    elseif ((phi.ge.132.00000000).and.(phi.lt.138.00000000)) then
        write (3,200) left, rho, phi, the, "bin = 0023"
    elseif ((phi.ge.138.00000000).and.(phi.lt.144.00000000)) then
        write (3,200) left, rho, phi, the, "bin = 0024"
    elseif ((phi.ge.144.00000000).and.(phi.lt.150.00000000)) then
        write (3,200) left, rho, phi, the, "bin = 0025"
    elseif ((phi.ge.150.00000000).and.(phi.lt.156.00000000)) then
        write (3,200) left, rho, phi, the, "bin = 0026"
    elseif ((phi.ge.156.00000000).and.(phi.lt.162.00000000)) then
        write (3,200) left, rho, phi, the, "bin = 0027"
    elseif ((phi.ge.162.00000000).and.(phi.lt.168.00000000)) then
        write (3,200) left, rho, phi, the, "bin = 0028"
    elseif ((phi.ge.168.00000000).and.(phi.lt.174.00000000)) then
        write (3,200) left, rho, phi, the, "bin = 0029"
    elseif ((phi.ge.174.00000000).and.(phi.lt.180.00000000)) then
        write (3,200) left, rho, phi, the, "bin = 0030"
    endif
elseif ((the.ge.8.00000000).and.(the.lt.16.00000000)) then
    if ((phi.ge.0.00000000).and.(phi.lt.6.00000000)) then
        write (3,200) left, rho, phi, the, "bin = 0031"
    elseif ((phi.ge.6.00000000).and.(phi.lt.12.00000000)) then

```

```

write (3,200) left, rho, phi, the, "bin = 0032"
elseif ((phi.ge.12.00000000).and.(phi.lt.18.00000000)) then
write (3,200) left, rho, phi, the, "bin = 0033"
elseif ((phi.ge.18.00000000).and.(phi.lt.24.00000000)) then
write (3,200) left, rho, phi, the, "bin = 0034"
elseif ((phi.ge.24.00000000).and.(phi.lt.30.00000000)) then
write (3,200) left, rho, phi, the, "bin = 0035"
elseif ((phi.ge.30.00000000).and.(phi.lt.36.00000000)) then
write (3,200) left, rho, phi, the, "bin = 0036"
elseif ((phi.ge.36.00000000).and.(phi.lt.42.00000000)) then
write (3,200) left, rho, phi, the, "bin = 0037"
elseif ((phi.ge.42.00000000).and.(phi.lt.48.00000000)) then
write (3,200) left, rho, phi, the, "bin = 0038"
elseif ((phi.ge.48.00000000).and.(phi.lt.54.00000000)) then
write (3,200) left, rho, phi, the, "bin = 0039"
elseif ((phi.ge.54.00000000).and.(phi.lt.60.00000000)) then
write (3,200) left, rho, phi, the, "bin = 0040"
elseif ((phi.ge.60.00000000).and.(phi.lt.66.00000000)) then
write (3,200) left, rho, phi, the, "bin = 0041"
elseif ((phi.ge.66.00000000).and.(phi.lt.72.00000000)) then
write (3,200) left, rho, phi, the, "bin = 0042"
elseif ((phi.ge.72.00000000).and.(phi.lt.78.00000000)) then
write (3,200) left, rho, phi, the, "bin = 0043"
elseif ((phi.ge.78.00000000).and.(phi.lt.84.00000000)) then
write (3,200) left, rho, phi, the, "bin = 0044"
elseif ((phi.ge.84.00000000).and.(phi.lt.90.00000000)) then
write (3,200) left, rho, phi, the, "bin = 0045"
elseif ((phi.ge.90.00000000).and.(phi.lt.96.00000000)) then
write (3,200) left, rho, phi, the, "bin = 0046"
elseif ((phi.ge.96.00000000).and.(phi.lt.102.00000000)) then
write (3,200) left, rho, phi, the, "bin = 0047"
elseif ((phi.ge.102.00000000).and.(phi.lt.108.00000000)) then
write (3,200) left, rho, phi, the, "bin = 0048"
elseif ((phi.ge.108.00000000).and.(phi.lt.114.00000000)) then
write (3,200) left, rho, phi, the, "bin = 0049"
elseif ((phi.ge.114.00000000).and.(phi.lt.120.00000000)) then
write (3,200) left, rho, phi, the, "bin = 0050"
elseif ((phi.ge.120.00000000).and.(phi.lt.126.00000000)) then
write (3,200) left, rho, phi, the, "bin = 0051"
elseif ((phi.ge.126.00000000).and.(phi.lt.132.00000000)) then
write (3,200) left, rho, phi, the, "bin = 0052"
elseif ((phi.ge.132.00000000).and.(phi.lt.138.00000000)) then
write (3,200) left, rho, phi, the, "bin = 0053"
elseif ((phi.ge.138.00000000).and.(phi.lt.144.00000000)) then
write (3,200) left, rho, phi, the, "bin = 0054"
elseif ((phi.ge.144.00000000).and.(phi.lt.150.00000000)) then
write (3,200) left, rho, phi, the, "bin = 0055"
elseif ((phi.ge.150.00000000).and.(phi.lt.156.00000000)) then
write (3,200) left, rho, phi, the, "bin = 0056"
elseif ((phi.ge.156.00000000).and.(phi.lt.162.00000000)) then
write (3,200) left, rho, phi, the, "bin = 0057"
elseif ((phi.ge.162.00000000).and.(phi.lt.168.00000000)) then
write (3,200) left, rho, phi, the, "bin = 0058"
elseif ((phi.ge.168.00000000).and.(phi.lt.174.00000000)) then
write (3,200) left, rho, phi, the, "bin = 0059"
elseif ((phi.ge.174.00000000).and.(phi.lt.180.00000000)) then
write (3,200) left, rho, phi, the, "bin = 0060"
endif
elseif ((the.ge.16.00000000).and.(the.lt.24.00000000)) then
if ((phi.ge.0.00000000).and.(phi.lt.6.00000000)) then
write (3,200) left, rho, phi, the, "bin = 0061"
elseif ((phi.ge.6.00000000).and.(phi.lt.12.00000000)) then

```



```

write (3,200) left, rho, phi, the, "bin = 0062"
elseif ((phi.ge.12.00000000).and.(phi.lt.18.00000000)) then
write (3,200) left, rho, phi, the, "bin = 0063"
elseif ((phi.ge.18.00000000).and.(phi.lt.24.00000000)) then
write (3,200) left, rho, phi, the, "bin = 0064"
elseif ((phi.ge.24.00000000).and.(phi.lt.30.00000000)) then
write (3,200) left, rho, phi, the, "bin = 0065"
elseif ((phi.ge.30.00000000).and.(phi.lt.36.00000000)) then
write (3,200) left, rho, phi, the, "bin = 0066"
elseif ((phi.ge.36.00000000).and.(phi.lt.42.00000000)) then
write (3,200) left, rho, phi, the, "bin = 0067"
elseif ((phi.ge.42.00000000).and.(phi.lt.48.00000000)) then
write (3,200) left, rho, phi, the, "bin = 0068"
elseif ((phi.ge.48.00000000).and.(phi.lt.54.00000000)) then
write (3,200) left, rho, phi, the, "bin = 0069"
elseif ((phi.ge.54.00000000).and.(phi.lt.60.00000000)) then
write (3,200) left, rho, phi, the, "bin = 0070"
elseif ((phi.ge.60.00000000).and.(phi.lt.66.00000000)) then
write (3,200) left, rho, phi, the, "bin = 0071"
elseif ((phi.ge.66.00000000).and.(phi.lt.72.00000000)) then
write (3,200) left, rho, phi, the, "bin = 0072"
elseif ((phi.ge.72.00000000).and.(phi.lt.78.00000000)) then
write (3,200) left, rho, phi, the, "bin = 0073"
elseif ((phi.ge.78.00000000).and.(phi.lt.84.00000000)) then
write (3,200) left, rho, phi, the, "bin = 0074"
elseif ((phi.ge.84.00000000).and.(phi.lt.90.00000000)) then
write (3,200) left, rho, phi, the, "bin = 0075"
elseif ((phi.ge.90.00000000).and.(phi.lt.96.00000000)) then
write (3,200) left, rho, phi, the, "bin = 0076"
elseif ((phi.ge.96.00000000).and.(phi.lt.102.00000000)) then
write (3,200) left, rho, phi, the, "bin = 0077"
elseif ((phi.ge.102.00000000).and.(phi.lt.108.00000000)) then
write (3,200) left, rho, phi, the, "bin = 0078"
elseif ((phi.ge.108.00000000).and.(phi.lt.114.00000000)) then
write (3,200) left, rho, phi, the, "bin = 0079"
elseif ((phi.ge.114.00000000).and.(phi.lt.120.00000000)) then
write (3,200) left, rho, phi, the, "bin = 0080"
elseif ((phi.ge.120.00000000).and.(phi.lt.126.00000000)) then
write (3,200) left, rho, phi, the, "bin = 0081"
elseif ((phi.ge.126.00000000).and.(phi.lt.132.00000000)) then
write (3,200) left, rho, phi, the, "bin = 0082"
elseif ((phi.ge.132.00000000).and.(phi.lt.138.00000000)) then
write (3,200) left, rho, phi, the, "bin = 0083"
elseif ((phi.ge.138.00000000).and.(phi.lt.144.00000000)) then
write (3,200) left, rho, phi, the, "bin = 0084"

```

\*\*\*\*\*

```

< Program is interrupted at this stage due to space >
< limitations. This program iterates over theta >
< in increments of eight degrees, and each such >
< time, goes over phi in increments of six degrees. >
< Program resumes below until end of file. >

```

\*\*\*\*\*

```

elseif ((phi.ge.150.00000000).and.(phi.lt.156.00000000)) then

```

```

        write (3,200) left, rho, phi, the, "bin = 1286"
    elseif ((phi.ge.156.00000000).and.(phi.lt.162.00000000)) then
        write (3,200) left, rho, phi, the, "bin = 1287"
    elseif ((phi.ge.162.00000000).and.(phi.lt.168.00000000)) then
        write (3,200) left, rho, phi, the, "bin = 1288"
    elseif ((phi.ge.168.00000000).and.(phi.lt.174.00000000)) then
        write (3,200) left, rho, phi, the, "bin = 1289"
    elseif ((phi.ge.174.00000000).and.(phi.lt.180.00000000)) then
        write (3,200) left, rho, phi, the, "bin = 1290"
    endif
elseif ((the.ge.344.00000000).and.(the.lt.352.00000000)) then
    if ((phi.ge.0.00000000).and.(phi.lt.6.00000000)) then
        write (3,200) left, rho, phi, the, "bin = 1291"
    elseif ((phi.ge.6.00000000).and.(phi.lt.12.00000000)) then
        write (3,200) left, rho, phi, the, "bin = 1292"
    elseif ((phi.ge.12.00000000).and.(phi.lt.18.00000000)) then
        write (3,200) left, rho, phi, the, "bin = 1293"
    elseif ((phi.ge.18.00000000).and.(phi.lt.24.00000000)) then
        write (3,200) left, rho, phi, the, "bin = 1294"
    elseif ((phi.ge.24.00000000).and.(phi.lt.30.00000000)) then
        write (3,200) left, rho, phi, the, "bin = 1295"
    elseif ((phi.ge.30.00000000).and.(phi.lt.36.00000000)) then
        write (3,200) left, rho, phi, the, "bin = 1296"
    elseif ((phi.ge.36.00000000).and.(phi.lt.42.00000000)) then
        write (3,200) left, rho, phi, the, "bin = 1297"
    elseif ((phi.ge.42.00000000).and.(phi.lt.48.00000000)) then
        write (3,200) left, rho, phi, the, "bin = 1298"
    elseif ((phi.ge.48.00000000).and.(phi.lt.54.00000000)) then
        write (3,200) left, rho, phi, the, "bin = 1299"
    elseif ((phi.ge.54.00000000).and.(phi.lt.60.00000000)) then
        write (3,200) left, rho, phi, the, "bin = 1300"
    elseif ((phi.ge.60.00000000).and.(phi.lt.66.00000000)) then
        write (3,200) left, rho, phi, the, "bin = 1301"
    elseif ((phi.ge.66.00000000).and.(phi.lt.72.00000000)) then
        write (3,200) left, rho, phi, the, "bin = 1302"
    elseif ((phi.ge.72.00000000).and.(phi.lt.78.00000000)) then
        write (3,200) left, rho, phi, the, "bin = 1303"
    elseif ((phi.ge.78.00000000).and.(phi.lt.84.00000000)) then
        write (3,200) left, rho, phi, the, "bin = 1304"
    elseif ((phi.ge.84.00000000).and.(phi.lt.90.00000000)) then
        write (3,200) left, rho, phi, the, "bin = 1305"
    elseif ((phi.ge.90.00000000).and.(phi.lt.96.00000000)) then
        write (3,200) left, rho, phi, the, "bin = 1306"
    elseif ((phi.ge.96.00000000).and.(phi.lt.102.00000000)) then
        write (3,200) left, rho, phi, the, "bin = 1307"
    elseif ((phi.ge.102.00000000).and.(phi.lt.108.00000000)) then
        write (3,200) left, rho, phi, the, "bin = 1308"
    elseif ((phi.ge.108.00000000).and.(phi.lt.114.00000000)) then
        write (3,200) left, rho, phi, the, "bin = 1309"
    elseif ((phi.ge.114.00000000).and.(phi.lt.120.00000000)) then
        write (3,200) left, rho, phi, the, "bin = 1310"
    elseif ((phi.ge.120.00000000).and.(phi.lt.126.00000000)) then
        write (3,200) left, rho, phi, the, "bin = 1311"
    elseif ((phi.ge.126.00000000).and.(phi.lt.132.00000000)) then
        write (3,200) left, rho, phi, the, "bin = 1312"
    elseif ((phi.ge.132.00000000).and.(phi.lt.138.00000000)) then
        write (3,200) left, rho, phi, the, "bin = 1313"
    elseif ((phi.ge.138.00000000).and.(phi.lt.144.00000000)) then
        write (3,200) left, rho, phi, the, "bin = 1314"
    elseif ((phi.ge.144.00000000).and.(phi.lt.150.00000000)) then
        write (3,200) left, rho, phi, the, "bin = 1315"
    elseif ((phi.ge.150.00000000).and.(phi.lt.156.00000000)) then

```

```

        write (3,200) left, rho, phi, the, "bin = 1316"
    elseif ((phi.ge.156.00000000).and.(phi.lt.162.00000000)) then
        write (3,200) left, rho, phi, the, "bin = 1317"
    elseif ((phi.ge.162.00000000).and.(phi.lt.168.00000000)) then
        write (3,200) left, rho, phi, the, "bin = 1318"
    elseif ((phi.ge.168.00000000).and.(phi.lt.174.00000000)) then
        write (3,200) left, rho, phi, the, "bin = 1319"
    elseif ((phi.ge.174.00000000).and.(phi.lt.180.00000000)) then
        write (3,200) left, rho, phi, the, "bin = 1320"
    endif
elseif ((the.ge.352.00000000).and.(the.lt.360.00000000)) then
    if ((phi.ge.0.00000000).and.(phi.lt.6.00000000)) then
        write (3,200) left, rho, phi, the, "bin = 1321"
    elseif ((phi.ge.6.00000000).and.(phi.lt.12.00000000)) then
        write (3,200) left, rho, phi, the, "bin = 1322"
    elseif ((phi.ge.12.00000000).and.(phi.lt.18.00000000)) then
        write (3,200) left, rho, phi, the, "bin = 1323"
    elseif ((phi.ge.18.00000000).and.(phi.lt.24.00000000)) then
        write (3,200) left, rho, phi, the, "bin = 1324"
    elseif ((phi.ge.24.00000000).and.(phi.lt.30.00000000)) then
        write (3,200) left, rho, phi, the, "bin = 1325"
    elseif ((phi.ge.30.00000000).and.(phi.lt.36.00000000)) then
        write (3,200) left, rho, phi, the, "bin = 1326"
    elseif ((phi.ge.36.00000000).and.(phi.lt.42.00000000)) then
        write (3,200) left, rho, phi, the, "bin = 1327"
    elseif ((phi.ge.42.00000000).and.(phi.lt.48.00000000)) then
        write (3,200) left, rho, phi, the, "bin = 1328"
    elseif ((phi.ge.48.00000000).and.(phi.lt.54.00000000)) then
        write (3,200) left, rho, phi, the, "bin = 1329"
    elseif ((phi.ge.54.00000000).and.(phi.lt.60.00000000)) then
        write (3,200) left, rho, phi, the, "bin = 1330"
    elseif ((phi.ge.60.00000000).and.(phi.lt.66.00000000)) then
        write (3,200) left, rho, phi, the, "bin = 1331"
    elseif ((phi.ge.66.00000000).and.(phi.lt.72.00000000)) then
        write (3,200) left, rho, phi, the, "bin = 1332"
    elseif ((phi.ge.72.00000000).and.(phi.lt.78.00000000)) then
        write (3,200) left, rho, phi, the, "bin = 1333"
    elseif ((phi.ge.78.00000000).and.(phi.lt.84.00000000)) then
        write (3,200) left, rho, phi, the, "bin = 1334"
    elseif ((phi.ge.84.00000000).and.(phi.lt.90.00000000)) then
        write (3,200) left, rho, phi, the, "bin = 1335"
    elseif ((phi.ge.90.00000000).and.(phi.lt.96.00000000)) then
        write (3,200) left, rho, phi, the, "bin = 1336"
    elseif ((phi.ge.96.00000000).and.(phi.lt.102.00000000)) then
        write (3,200) left, rho, phi, the, "bin = 1337"
    elseif ((phi.ge.102.00000000).and.(phi.lt.108.00000000)) then
        write (3,200) left, rho, phi, the, "bin = 1338"
    elseif ((phi.ge.108.00000000).and.(phi.lt.114.00000000)) then
        write (3,200) left, rho, phi, the, "bin = 1339"
    elseif ((phi.ge.114.00000000).and.(phi.lt.120.00000000)) then
        write (3,200) left, rho, phi, the, "bin = 1340"
    elseif ((phi.ge.120.00000000).and.(phi.lt.126.00000000)) then
        write (3,200) left, rho, phi, the, "bin = 1341"
    elseif ((phi.ge.126.00000000).and.(phi.lt.132.00000000)) then
        write (3,200) left, rho, phi, the, "bin = 1342"
    elseif ((phi.ge.132.00000000).and.(phi.lt.138.00000000)) then
        write (3,200) left, rho, phi, the, "bin = 1343"
    elseif ((phi.ge.138.00000000).and.(phi.lt.144.00000000)) then
        write (3,200) left, rho, phi, the, "bin = 1344"
    elseif ((phi.ge.144.00000000).and.(phi.lt.150.00000000)) then
        write (3,200) left, rho, phi, the, "bin = 1345"
    elseif ((phi.ge.150.00000000).and.(phi.lt.156.00000000)) then

```



```
200  format(A30, f14.8, f14.8, f14.8, A30)
```

```
!!!! body of 'if' statements start here
```

```

if ((the.ge.0.00000000).and.(the.lt.10.00000000)) then
  if ((phi.ge.0.00000000).and.(phi.lt.10.00000000)) then
    write (3,200) left, rho, phi, the, "bin = 0001"
  elseif ((phi.ge.10.00000000).and.(phi.lt.20.00000000)) then
    write (3,200) left, rho, phi, the, "bin = 0002"
  elseif ((phi.ge.20.00000000).and.(phi.lt.30.00000000)) then
    write (3,200) left, rho, phi, the, "bin = 0003"
  elseif ((phi.ge.30.00000000).and.(phi.lt.40.00000000)) then
    write (3,200) left, rho, phi, the, "bin = 0004"
  elseif ((phi.ge.40.00000000).and.(phi.lt.50.00000000)) then
    write (3,200) left, rho, phi, the, "bin = 0005"
  elseif ((phi.ge.50.00000000).and.(phi.lt.60.00000000)) then
    write (3,200) left, rho, phi, the, "bin = 0006"
  elseif ((phi.ge.60.00000000).and.(phi.lt.70.00000000)) then
    write (3,200) left, rho, phi, the, "bin = 0007"
  elseif ((phi.ge.70.00000000).and.(phi.lt.80.00000000)) then
    write (3,200) left, rho, phi, the, "bin = 0008"
  elseif ((phi.ge.80.00000000).and.(phi.lt.90.00000000)) then
    write (3,200) left, rho, phi, the, "bin = 0009"
  elseif ((phi.ge.90.00000000).and.(phi.lt.100.00000000)) then
    write (3,200) left, rho, phi, the, "bin = 0010"
  elseif ((phi.ge.100.00000000).and.(phi.lt.110.00000000)) then
    write (3,200) left, rho, phi, the, "bin = 0011"
  elseif ((phi.ge.110.00000000).and.(phi.lt.120.00000000)) then
    write (3,200) left, rho, phi, the, "bin = 0012"
  elseif ((phi.ge.120.00000000).and.(phi.lt.130.00000000)) then
    write (3,200) left, rho, phi, the, "bin = 0013"
  elseif ((phi.ge.130.00000000).and.(phi.lt.140.00000000)) then
    write (3,200) left, rho, phi, the, "bin = 0014"
  elseif ((phi.ge.140.00000000).and.(phi.lt.150.00000000)) then
    write (3,200) left, rho, phi, the, "bin = 0015"
  elseif ((phi.ge.150.00000000).and.(phi.lt.160.00000000)) then
    write (3,200) left, rho, phi, the, "bin = 0016"
  elseif ((phi.ge.160.00000000).and.(phi.lt.170.00000000)) then
    write (3,200) left, rho, phi, the, "bin = 0017"
  elseif ((phi.ge.170.00000000).and.(phi.lt.180.00000000)) then
    write (3,200) left, rho, phi, the, "bin = 0018"
  endif
elseif ((the.ge.10.00000000).and.(the.lt.20.00000000)) then
  if ((phi.ge.0.00000000).and.(phi.lt.10.00000000)) then
    write (3,200) left, rho, phi, the, "bin = 0019"
  elseif ((phi.ge.10.00000000).and.(phi.lt.20.00000000)) then
    write (3,200) left, rho, phi, the, "bin = 0020"
  elseif ((phi.ge.20.00000000).and.(phi.lt.30.00000000)) then
    write (3,200) left, rho, phi, the, "bin = 0021"
  elseif ((phi.ge.30.00000000).and.(phi.lt.40.00000000)) then
    write (3,200) left, rho, phi, the, "bin = 0022"
  elseif ((phi.ge.40.00000000).and.(phi.lt.50.00000000)) then
    write (3,200) left, rho, phi, the, "bin = 0023"
  elseif ((phi.ge.50.00000000).and.(phi.lt.60.00000000)) then
    write (3,200) left, rho, phi, the, "bin = 0024"
  elseif ((phi.ge.60.00000000).and.(phi.lt.70.00000000)) then
    write (3,200) left, rho, phi, the, "bin = 0025"
  elseif ((phi.ge.70.00000000).and.(phi.lt.80.00000000)) then
    write (3,200) left, rho, phi, the, "bin = 0026"
  elseif ((phi.ge.80.00000000).and.(phi.lt.90.00000000)) then
    write (3,200) left, rho, phi, the, "bin = 0027"

```

```

elseif ((phi.ge.90.00000000).and.(phi.lt.100.00000000)) then
  write (3,200) left, rho, phi, the, "bin = 0028"
elseif ((phi.ge.100.00000000).and.(phi.lt.110.00000000)) then
  write (3,200) left, rho, phi, the, "bin = 0029"
elseif ((phi.ge.110.00000000).and.(phi.lt.120.00000000)) then
  write (3,200) left, rho, phi, the, "bin = 0030"
elseif ((phi.ge.120.00000000).and.(phi.lt.130.00000000)) then
  write (3,200) left, rho, phi, the, "bin = 0031"
elseif ((phi.ge.130.00000000).and.(phi.lt.140.00000000)) then
  write (3,200) left, rho, phi, the, "bin = 0032"
elseif ((phi.ge.140.00000000).and.(phi.lt.150.00000000)) then
  write (3,200) left, rho, phi, the, "bin = 0033"
elseif ((phi.ge.150.00000000).and.(phi.lt.160.00000000)) then
  write (3,200) left, rho, phi, the, "bin = 0034"
elseif ((phi.ge.160.00000000).and.(phi.lt.170.00000000)) then
  write (3,200) left, rho, phi, the, "bin = 0035"
elseif ((phi.ge.170.00000000).and.(phi.lt.180.00000000)) then
  write (3,200) left, rho, phi, the, "bin = 0036"
endif
elseif ((the.ge.20.00000000).and.(the.lt.30.00000000)) then
  if ((phi.ge.0.00000000).and.(phi.lt.10.00000000)) then
    write (3,200) left, rho, phi, the, "bin = 0037"
  elseif ((phi.ge.10.00000000).and.(phi.lt.20.00000000)) then
    write (3,200) left, rho, phi, the, "bin = 0038"
  elseif ((phi.ge.20.00000000).and.(phi.lt.30.00000000)) then
    write (3,200) left, rho, phi, the, "bin = 0039"
  elseif ((phi.ge.30.00000000).and.(phi.lt.40.00000000)) then
    write (3,200) left, rho, phi, the, "bin = 0040"
  elseif ((phi.ge.40.00000000).and.(phi.lt.50.00000000)) then
    write (3,200) left, rho, phi, the, "bin = 0041"
  elseif ((phi.ge.50.00000000).and.(phi.lt.60.00000000)) then
    write (3,200) left, rho, phi, the, "bin = 0042"
  elseif ((phi.ge.60.00000000).and.(phi.lt.70.00000000)) then
    write (3,200) left, rho, phi, the, "bin = 0043"
  elseif ((phi.ge.70.00000000).and.(phi.lt.80.00000000)) then
    write (3,200) left, rho, phi, the, "bin = 0044"
  elseif ((phi.ge.80.00000000).and.(phi.lt.90.00000000)) then
    write (3,200) left, rho, phi, the, "bin = 0045"
  elseif ((phi.ge.90.00000000).and.(phi.lt.100.00000000)) then
    write (3,200) left, rho, phi, the, "bin = 0046"
  elseif ((phi.ge.100.00000000).and.(phi.lt.110.00000000)) then
    write (3,200) left, rho, phi, the, "bin = 0047"
  elseif ((phi.ge.110.00000000).and.(phi.lt.120.00000000)) then
    write (3,200) left, rho, phi, the, "bin = 0048"

```

\*\*\*\*\*

```

< Program is interrupted at this stage due to space >
< limitations. This program iterates over theta >
< in increments of ten degrees, and each such time >
< goes over phi in increments of six degrees. >
< Program resumes below until end of file. >

```

\*\*\*\*\*

```

elseif ((phi.ge.120.00000000).and.(phi.lt.130.00000000)) then
  write (3,200) left, rho, phi, the, "bin = 0571"

```

```

elseif ((phi.ge.130.00000000).and.(phi.lt.140.00000000)) then
  write (3,200) left, rho, phi, the, "bin = 0572"
elseif ((phi.ge.140.00000000).and.(phi.lt.150.00000000)) then
  write (3,200) left, rho, phi, the, "bin = 0573"
elseif ((phi.ge.150.00000000).and.(phi.lt.160.00000000)) then
  write (3,200) left, rho, phi, the, "bin = 0574"
elseif ((phi.ge.160.00000000).and.(phi.lt.170.00000000)) then
  write (3,200) left, rho, phi, the, "bin = 0575"
elseif ((phi.ge.170.00000000).and.(phi.lt.180.00000000)) then
  write (3,200) left, rho, phi, the, "bin = 0576"
endif
elseif ((the.ge.320.00000000).and.(the.lt.330.00000000)) then
  if ((phi.ge.0.00000000).and.(phi.lt.10.00000000)) then
    write (3,200) left, rho, phi, the, "bin = 0577"
  elseif ((phi.ge.10.00000000).and.(phi.lt.20.00000000)) then
    write (3,200) left, rho, phi, the, "bin = 0578"
  elseif ((phi.ge.20.00000000).and.(phi.lt.30.00000000)) then
    write (3,200) left, rho, phi, the, "bin = 0579"
  elseif ((phi.ge.30.00000000).and.(phi.lt.40.00000000)) then
    write (3,200) left, rho, phi, the, "bin = 0580"
  elseif ((phi.ge.40.00000000).and.(phi.lt.50.00000000)) then
    write (3,200) left, rho, phi, the, "bin = 0581"
  elseif ((phi.ge.50.00000000).and.(phi.lt.60.00000000)) then
    write (3,200) left, rho, phi, the, "bin = 0582"
  elseif ((phi.ge.60.00000000).and.(phi.lt.70.00000000)) then
    write (3,200) left, rho, phi, the, "bin = 0583"
  elseif ((phi.ge.70.00000000).and.(phi.lt.80.00000000)) then
    write (3,200) left, rho, phi, the, "bin = 0584"
  elseif ((phi.ge.80.00000000).and.(phi.lt.90.00000000)) then
    write (3,200) left, rho, phi, the, "bin = 0585"
  elseif ((phi.ge.90.00000000).and.(phi.lt.100.00000000)) then
    write (3,200) left, rho, phi, the, "bin = 0586"
  elseif ((phi.ge.100.00000000).and.(phi.lt.110.00000000)) then
    write (3,200) left, rho, phi, the, "bin = 0587"
  elseif ((phi.ge.110.00000000).and.(phi.lt.120.00000000)) then
    write (3,200) left, rho, phi, the, "bin = 0588"
  elseif ((phi.ge.120.00000000).and.(phi.lt.130.00000000)) then
    write (3,200) left, rho, phi, the, "bin = 0589"
  elseif ((phi.ge.130.00000000).and.(phi.lt.140.00000000)) then
    write (3,200) left, rho, phi, the, "bin = 0590"
  elseif ((phi.ge.140.00000000).and.(phi.lt.150.00000000)) then
    write (3,200) left, rho, phi, the, "bin = 0591"
  elseif ((phi.ge.150.00000000).and.(phi.lt.160.00000000)) then
    write (3,200) left, rho, phi, the, "bin = 0592"
  elseif ((phi.ge.160.00000000).and.(phi.lt.170.00000000)) then
    write (3,200) left, rho, phi, the, "bin = 0593"
  elseif ((phi.ge.170.00000000).and.(phi.lt.180.00000000)) then
    write (3,200) left, rho, phi, the, "bin = 0594"
  endif
elseif ((the.ge.330.00000000).and.(the.lt.340.00000000)) then
  if ((phi.ge.0.00000000).and.(phi.lt.10.00000000)) then
    write (3,200) left, rho, phi, the, "bin = 0595"
  elseif ((phi.ge.10.00000000).and.(phi.lt.20.00000000)) then
    write (3,200) left, rho, phi, the, "bin = 0596"
  elseif ((phi.ge.20.00000000).and.(phi.lt.30.00000000)) then
    write (3,200) left, rho, phi, the, "bin = 0597"
  elseif ((phi.ge.30.00000000).and.(phi.lt.40.00000000)) then
    write (3,200) left, rho, phi, the, "bin = 0598"
  elseif ((phi.ge.40.00000000).and.(phi.lt.50.00000000)) then
    write (3,200) left, rho, phi, the, "bin = 0599"
  elseif ((phi.ge.50.00000000).and.(phi.lt.60.00000000)) then
    write (3,200) left, rho, phi, the, "bin = 0600"

```





```

endif
elseif ((the.ge.350.00000000).and.(the.lt.360.00000000)) then
  if ((phi.ge.0.00000000).and.(phi.lt.10.00000000)) then
    write (3,200) left, rho, phi, the, "bin = 0631"
  elseif ((phi.ge.10.00000000).and.(phi.lt.20.00000000)) then
    write (3,200) left, rho, phi, the, "bin = 0632"
  elseif ((phi.ge.20.00000000).and.(phi.lt.30.00000000)) then
    write (3,200) left, rho, phi, the, "bin = 0633"
  elseif ((phi.ge.30.00000000).and.(phi.lt.40.00000000)) then
    write (3,200) left, rho, phi, the, "bin = 0634"
  elseif ((phi.ge.40.00000000).and.(phi.lt.50.00000000)) then
    write (3,200) left, rho, phi, the, "bin = 0635"
  elseif ((phi.ge.50.00000000).and.(phi.lt.60.00000000)) then
    write (3,200) left, rho, phi, the, "bin = 0636"
  elseif ((phi.ge.60.00000000).and.(phi.lt.70.00000000)) then
    write (3,200) left, rho, phi, the, "bin = 0637"
  elseif ((phi.ge.70.00000000).and.(phi.lt.80.00000000)) then
    write (3,200) left, rho, phi, the, "bin = 0638"
  elseif ((phi.ge.80.00000000).and.(phi.lt.90.00000000)) then
    write (3,200) left, rho, phi, the, "bin = 0639"
  elseif ((phi.ge.90.00000000).and.(phi.lt.100.00000000)) then
    write (3,200) left, rho, phi, the, "bin = 0640"
  elseif ((phi.ge.100.00000000).and.(phi.lt.110.00000000)) then
    write (3,200) left, rho, phi, the, "bin = 0641"
  elseif ((phi.ge.110.00000000).and.(phi.lt.120.00000000)) then
    write (3,200) left, rho, phi, the, "bin = 0642"
  elseif ((phi.ge.120.00000000).and.(phi.lt.130.00000000)) then
    write (3,200) left, rho, phi, the, "bin = 0643"
  elseif ((phi.ge.130.00000000).and.(phi.lt.140.00000000)) then
    write (3,200) left, rho, phi, the, "bin = 0644"
  elseif ((phi.ge.140.00000000).and.(phi.lt.150.00000000)) then
    write (3,200) left, rho, phi, the, "bin = 0645"
  elseif ((phi.ge.150.00000000).and.(phi.lt.160.00000000)) then
    write (3,200) left, rho, phi, the, "bin = 0646"
  elseif ((phi.ge.160.00000000).and.(phi.lt.170.00000000)) then
    write (3,200) left, rho, phi, the, "bin = 0647"
  elseif ((phi.ge.170.00000000).and.(phi.lt.180.00000000)) then
    write (3,200) left, rho, phi, the, "bin = 0648"
  endif
endif

!!!! body of 'if' statements end here

      go to 123
111  continue

      close(3)
      close(2)
      close(1)

      stop
      end

##### End of Pogram "phi10_theta10_binning.f90" #####

```

Program 9:

##### Start of Pogram "bin\_rho.f90" #####

```

program phi_theta_binning

! Bins are 6 degrees in phi and 8 degrees in theta.
! Phi goes from 0 to 180 deg, so 180/6 = 30 levels in phi.
! Theta goes from 0 to 360 deg, so 360/8 = 45 levels in theta.
! Total no. of bins = 30x45 = 1350 bins.

    character*30 left
    character*30 right
    real rho, phi, the

    open (unit =1, file = "filei")
    open (unit =3, file = "fileo")

123  read(1,100, end=111) left, rho, phi, the, right
100  format(A30, f14.8, f14.8, f14.8, A30)

    if ((rho.ge.0.00000000).and.(rho.lt.1.50000000)) then
        write (3,200) left, rho, rho, the, right, "rhobin = 01"
    elseif ((rho.ge.1.50000000).and.(rho.lt.3.00000000)) then
        write (3,200) left, rho, rho, the, right, "rhobin = 02"
    elseif ((rho.ge.3.00000000).and.(rho.lt.4.50000000)) then
        write (3,200) left, rho, rho, the, right, "rhobin = 03"
    elseif ((rho.ge.4.50000000).and.(rho.lt.6.00000000)) then
        write (3,200) left, rho, rho, the, right, "rhobin = 04"
    elseif ((rho.ge.6.00000000).and.(rho.lt.7.50000000)) then
        write (3,200) left, rho, rho, the, right, "rhobin = 05"
    elseif ((rho.ge.7.50000000).and.(rho.lt.9.00000000)) then
        write (3,200) left, rho, rho, the, right, "rhobin = 06"
    elseif ((rho.ge.9.00000000).and.(rho.lt.10.50000000)) then
        write (3,200) left, rho, rho, the, right, "rhobin = 07"
    elseif ((rho.ge.10.50000000).and.(rho.lt.12.00000000)) then
        write (3,200) left, rho, rho, the, right, "rhobin = 08"
    elseif ((rho.ge.12.00000000).and.(rho.lt.13.50000000)) then
        write (3,200) left, rho, rho, the, right, "rhobin = 09"
    elseif ((rho.ge.13.50000000).and.(rho.lt.15.00000000)) then
        write (3,200) left, rho, rho, the, right, "rhobin = 10"
    elseif ((rho.ge.15.00000000).and.(rho.lt.16.50000000)) then
        write (3,200) left, rho, rho, the, right, "rhobin = 11"
    elseif ((rho.ge.16.50000000).and.(rho.lt.18.00000000)) then
        write (3,200) left, rho, rho, the, right, "rhobin = 12"
    elseif ((rho.ge.18.00000000).and.(rho.lt.19.50000000)) then
        write (3,200) left, rho, rho, the, right, "rhobin = 13"
    elseif ((rho.ge.19.50000000).and.(rho.lt.21.00000000)) then
        write (3,200) left, rho, rho, the, right, "rhobin = 14"
    elseif ((rho.ge.21.00000000).and.(rho.lt.22.50000000)) then
        write (3,200) left, rho, rho, the, right, "rhobin = 15"
    elseif ((rho.ge.22.50000000).and.(rho.lt.24.00000000)) then
        write (3,200) left, rho, rho, the, right, "rhobin = 16"
    elseif ((rho.ge.24.00000000).and.(rho.lt.25.50000000)) then
        write (3,200) left, rho, rho, the, right, "rhobin = 17"
    elseif ((rho.ge.25.50000000).and.(rho.lt.27.00000000)) then
        write (3,200) left, rho, rho, the, right, "rhobin = 18"
    elseif ((rho.ge.27.00000000).and.(rho.lt.28.50000000)) then
        write (3,200) left, rho, rho, the, right, "rhobin = 19"
    elseif ((rho.ge.28.50000000).and.(rho.lt.30.00000000)) then
        write (3,200) left, rho, rho, the, right, "rhobin = 20"
    elseif ((rho.ge.30.00000000).and.(rho.lt.31.50000000)) then
        write (3,200) left, rho, rho, the, right, "rhobin = 21"

```

```

elseif ((rho.ge.31.50000000).and.(rho.lt.33.00000000)) then
  write (3,200) left, rho, rho, the, right, "rhobin = 22"
elseif ((rho.ge.33.00000000).and.(rho.lt.34.50000000)) then
  write (3,200) left, rho, rho, the, right, "rhobin = 23"
elseif ((rho.ge.34.50000000).and.(rho.lt.36.00000000)) then
  write (3,200) left, rho, rho, the, right, "rhobin = 24"
elseif ((rho.ge.36.00000000).and.(rho.lt.37.50000000)) then
  write (3,200) left, rho, rho, the, right, "rhobin = 25"
elseif ((rho.ge.37.50000000).and.(rho.lt.39.00000000)) then
  write (3,200) left, rho, rho, the, right, "rhobin = 26"
elseif ((rho.ge.39.00000000).and.(rho.lt.40.50000000)) then
  write (3,200) left, rho, rho, the, right, "rhobin = 27"
elseif ((rho.ge.40.50000000).and.(rho.lt.42.00000000)) then
  write (3,200) left, rho, rho, the, right, "rhobin = 28"
elseif ((rho.ge.42.00000000).and.(rho.lt.43.50000000)) then
  write (3,200) left, rho, rho, the, right, "rhobin = 29"
elseif ((rho.ge.43.50000000).and.(rho.lt.45.00000000)) then
  write (3,200) left, rho, rho, the, right, "rhobin = 30"
elseif ((rho.ge.45.00000000).and.(rho.lt.46.50000000)) then
  write (3,200) left, rho, rho, the, right, "rhobin = 31"
elseif ((rho.ge.46.50000000).and.(rho.lt.48.00000000)) then
  write (3,200) left, rho, rho, the, right, "rhobin = 32"
elseif ((rho.ge.48.00000000).and.(rho.lt.49.50000000)) then
  write (3,200) left, rho, rho, the, right, "rhobin = 33"
elseif ((rho.ge.49.50000000).and.(rho.lt.51.00000000)) then
  write (3,200) left, rho, rho, the, right, "rhobin = 34"
elseif ((rho.ge.51.00000000).and.(rho.lt.52.50000000)) then
  write (3,200) left, rho, rho, the, right, "rhobin = 35"
endif

200  format(A30, f14.8, f14.8, f14.8, A30, A12)

      go to 123
111  continue

      close(3)
      close(1)

      stop
      end

##### End of Pogram "bin_rho.f90" #####

```

10. FIGURES:

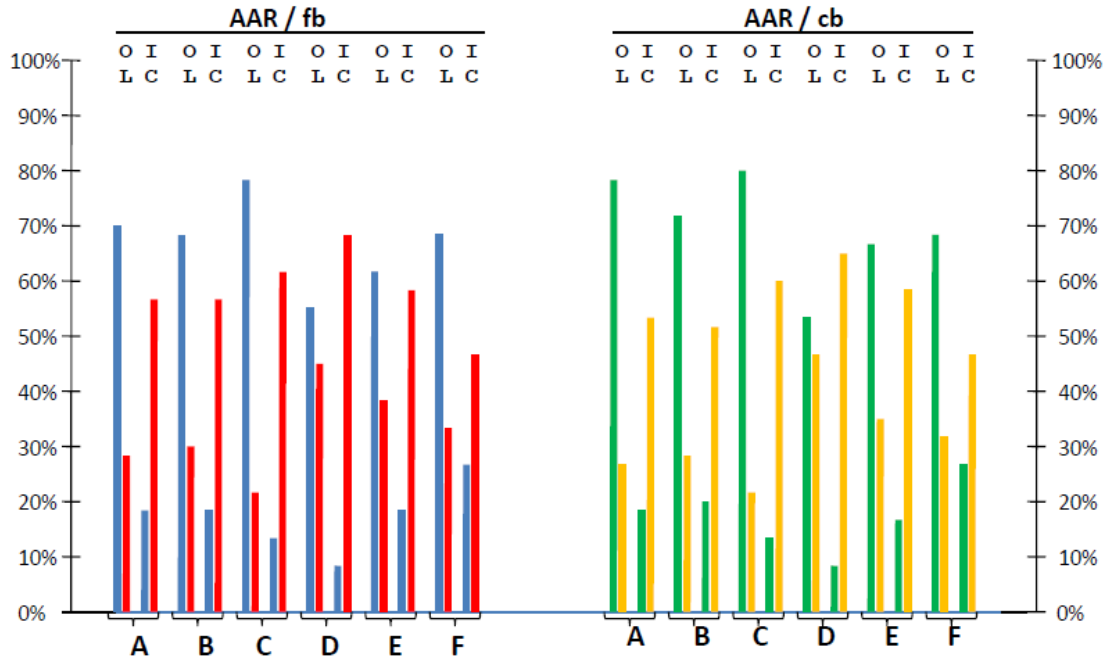


Figure 1, Panel A

Figure 1, Panel B

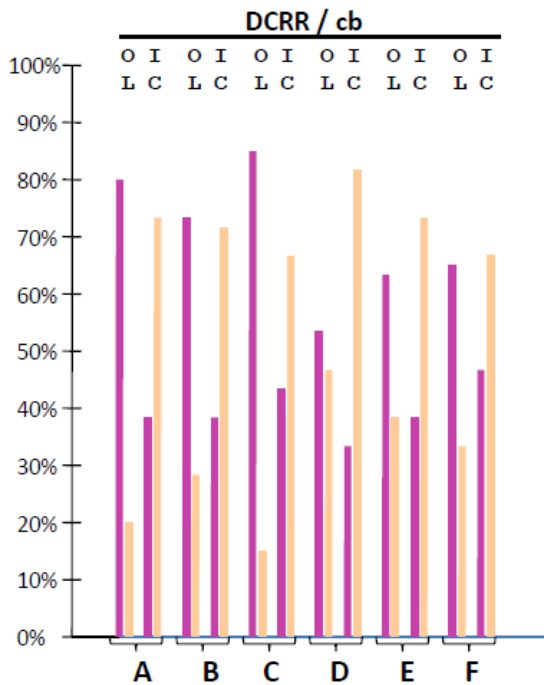


Figure 1, Panel C

Figure 1, Panel A, shows the percentage hydrophilic residues in blue, and the percentage hydrophobic residues in red, for proteins A, B, C, D and E in all-atom representation (AAR) and when fine binning (fb) is used. The actual numerical figures associated with this plot are shown in Table 3, Panel A. Figure 1, Panel B shows percentage hydrophilic residues in green, and the percentage hydrophobic residues in gold, where the proteins are in AAR and coarse binning (cb) is used. The actual numerical figures associated with this plot are shown in Table 3, Panel B. Figure 1, Panel C shows the percentage hydrophilic residues in heliotrope; and the percentage hydrophobic residues in peach, where the proteins are in double-centroid reduced representation (DCRR) and coarse binning (cb) is used. The actual numerical figures associated with this plot are shown in Table 3, Panel C. Note that in every case, there is a significantly higher % of hydrophilic residues than hydrophobic ones in the OL, while exactly the reverse is true for the IC.

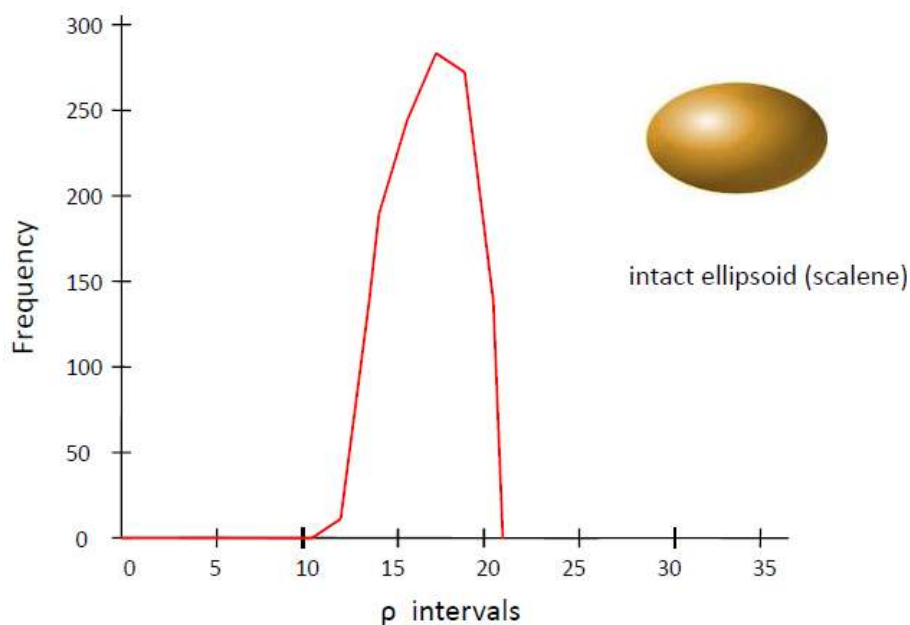


Figure 2, Panel A

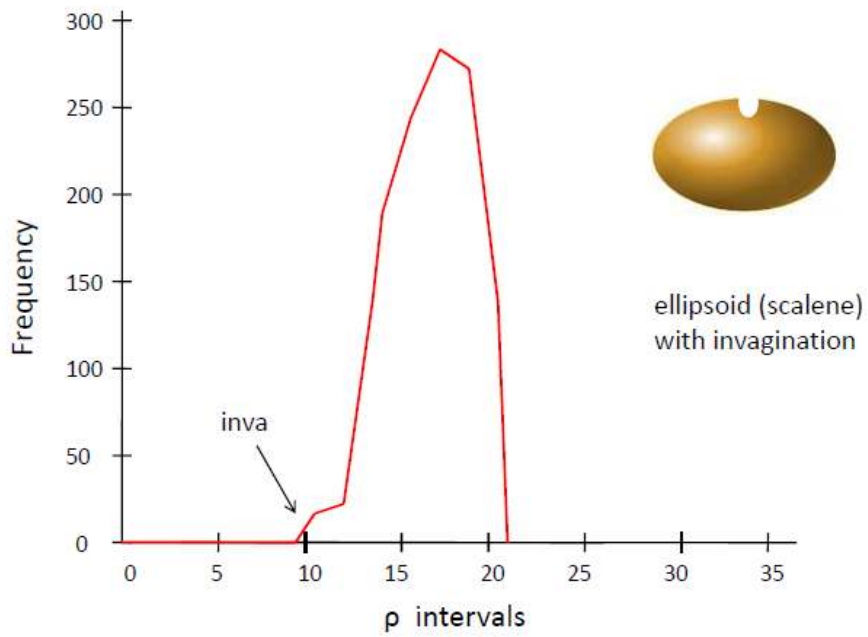


Figure 2, Panel B

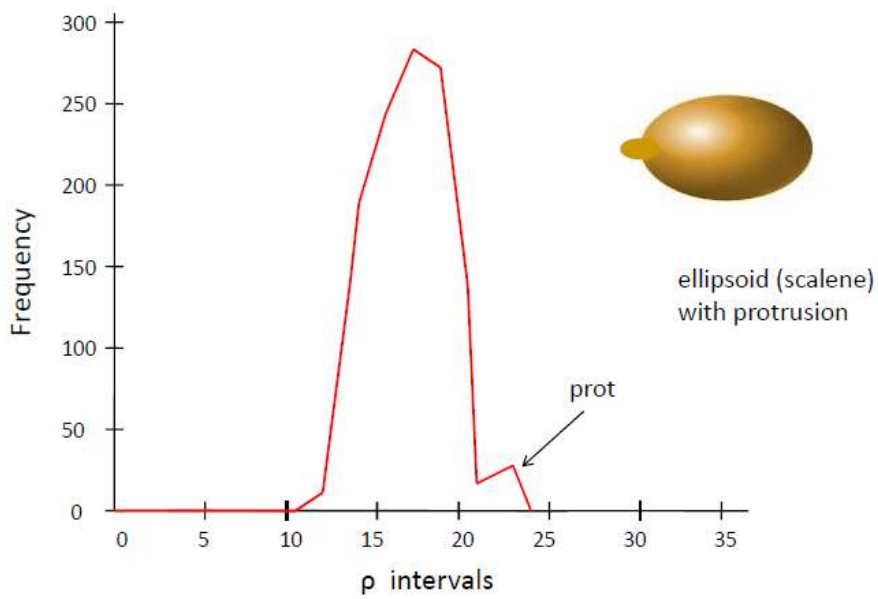
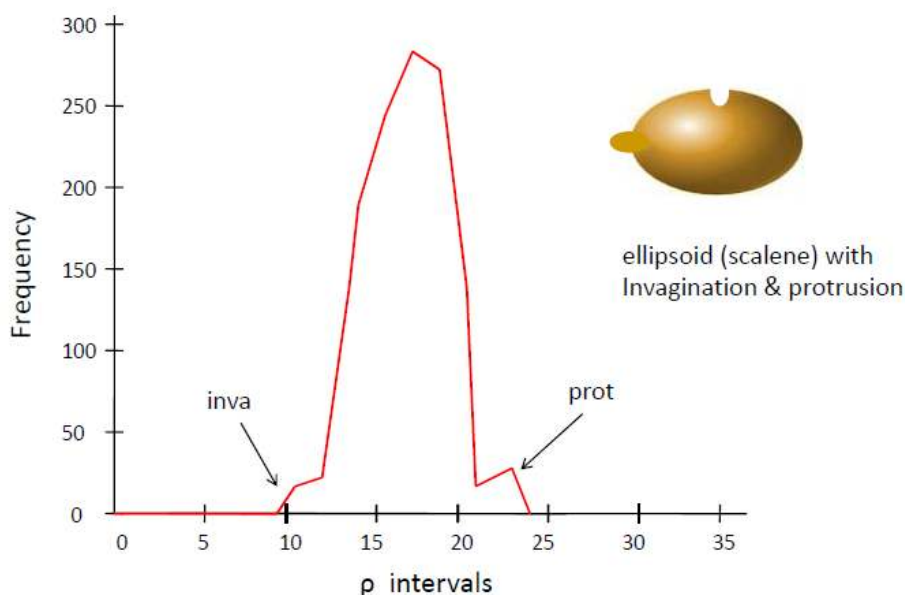


Figure 2, Panel C



**Figure 2, Panel D**

Figure 2, Panel A, shows the plot of frequency distribution of maximum  $\rho$ 's (FDMR) for an intact ellipsoid “theoretical protein” (a.k.a. “model protein”) shown schematically on the right side of the plot. The model protein has no invagination or protrusion, and the FDMR plot is “clean” single peak. Figure 2, Panel B, shows the FDMR plot for an ellipsoid model protein with a single invagination shown schematically on the right side of the plot. The FDMR plot has a small subpeak on the left hand side (lagging side) of the main peak, which is taken to be indicative of an invagination on the protein (‘inva’). Figure 2, Panel C, shows the FDMR plot for an ellipsoid model protein with a single protrusion shown schematically on the right side of the plot. The FDMR plot has a small subpeak on the right hand side (leading side) of the main peak, which is taken to be indicative of a protrusion on the protein (‘prot’). Lastly, Figure 2, Panel D, shows the FDMR plot for an ellipsoid model protein with both an invagination and a protrusion shown schematically on the right side of the plot. The FDMR plot has two small subpeaks on the left and right hand sides (lagging and leading sides) of the main peak, which are taken to be indicative of an invagination (‘inva’) and a protrusion (‘prot’) on the protein.

## 11. TABLES:

### Protein 3D Structure Files in Spherical and Cartesian Coordinate Representation

Spherical coordinate representation	Spherical coordinate representation										
	ATOM	ID	Res	Chain	Seq	X	Y	Z	RHO	PHI	THETA
	ATOM	1	N	ALA	1	20.14196014	41.89954376	92.45415497	(RHO, PHI, THETA)		
	ATOM	2	CA	ALA	1	20.16541481	37.91946030	94.28984833	(RHO, PHI, THETA)		
	ATOM	3	C	ALA	1	18.74901581	36.28638077	93.08413696	(RHO, PHI, THETA)		
	ATOM	4	O	ALA	1	18.00141144	38.78060913	90.05233765	(RHO, PHI, THETA)		
	ATOM	5	CB	ALA	1	20.57125282	37.86121368	101.13373566	(RHO, PHI, THETA)		
	ATOM	6	N	SER	2	18.38153076	32.48158264	95.31267548	(RHO, PHI, THETA)		
	ATOM	7	CA	SER	2	17.01415062	30.88849449	94.55062103	(RHO, PHI, THETA)		
	ATOM	8	C	SER	2	16.18741989	33.82222748	100.88840485	(RHO, PHI, THETA)		
	ATOM	9	O	SER	2	15.15668678	32.01140594	103.69378662	(RHO, PHI, THETA)		
	ATOM	10	CB	SER	2	16.99642754	25.61505890	97.13759613	(RHO, PHI, THETA)		
	ATOM	11	OG	SER	2	15.79344749	22.61577797	97.08406830	(RHO, PHI, THETA)		
	ATOM	12	N	ARG	3	16.56322479	38.12343597	103.54563904	(RHO, PHI, THETA)		
	ATOM	13	CA	ARG	3	15.89363766	41.08279800	108.95711517	(RHO, PHI, THETA)		
	ATOM	14	C	ARG	3	16.07167816	46.15010452	106.56809235	(RHO, PHI, THETA)		
	ATOM	15	O	ARG	3	17.11002350	47.21485901	103.79389191	(RHO, PHI, THETA)		
	ATOM	16	CB	ARG	3	16.60504150	41.04722977	116.17496490	(RHO, PHI, THETA)		
	ATOM	17	CG	ARG	3	16.42333984	36.73967198	121.12377930	(RHO, PHI, THETA)		
	ATOM	18	CD	ARG	3	16.96395874	37.38563156	129.20018005	(RHO, PHI, THETA)		
	ATOM	19	NE	ARG	3	18.42322350	37.46998215	129.20271301	(RHO, PHI, THETA)		
	ATOM	20	CZ	ARG	3	19.20050621	39.09282303	134.02285767	(RHO, PHI, THETA)		
	ATOM	21	NH1	ARG	3	18.71472740	41.20111084	139.00950623	(RHO, PHI, THETA)		
	ATOM	22	NH2	ARG	3	20.54468346	38.83226395	133.36126709	(RHO, PHI, THETA)		
Cartesian coordinate representation	Cartesian coordinate representation										
	ATOM	ID	Res	Chain	Seq	X	Y	Z	POS	B-FAC	
	ATOM	1	N	ALA	1	14.419	46.428	83.486	1.00	47.38	1ADS 70
	ATOM	2	CA	ALA	1	14.068	45.347	84.402	1.00	48.01	1ADS 71
	ATOM	3	C	ALA	1	14.398	44.069	83.607	1.00	46.68	1ADS 72
	ATOM	4	O	ALA	1	14.985	44.264	82.527	1.00	47.75	1ADS 73
	ATOM	5	CB	ALA	1	12.557	45.377	84.735	1.00	48.62	1ADS 74
	ATOM	6	N	SER	2	14.081	42.818	84.000	1.00	42.59	1ADS 75
	ATOM	7	CA	SER	2	14.302	41.696	83.095	1.00	39.18	1ADS 76
	ATOM	8	C	SER	2	13.293	41.837	81.942	1.00	33.16	1ADS 77
	ATOM	9	O	SER	2	13.093	40.795	81.346	1.00	32.04	1ADS 78
	ATOM	10	CB	SER	2	14.082	40.280	83.820	1.00	42.04	1ADS 79
	ATOM	11	OG	SER	2	14.246	39.016	83.073	1.00	43.89	1ADS 80
	ATOM	12	N	ARG	3	12.600	42.930	81.524	1.00	26.98	1ADS 81
	ATOM	13	CA	ARG	3	11.602	42.867	80.474	1.00	21.66	1ADS 82
	ATOM	14	C	ARG	3	11.690	44.098	79.628	1.00	19.49	1ADS 83
	ATOM	15	O	ARG	3	12.001	45.184	80.116	1.00	18.09	1ADS 84
	ATOM	16	CB	ARG	3	10.185	42.775	81.017	1.00	24.23	1ADS 85
	ATOM	17	CG	ARG	3	9.917	41.399	81.655	1.00	29.74	1ADS 86
	ATOM	18	CD	ARG	3	8.485	40.971	81.973	1.00	35.55	1ADS 87
	ATOM	19	NE	ARG	3	7.911	41.674	83.116	1.00	41.64	1ADS 88
	ATOM	20	CZ	ARG	3	6.581	41.695	83.396	1.00	44.91	1ADS 89
	ATOM	21	NH1	ARG	3	5.690	41.075	82.575	1.00	46.93	1ADS 90
	ATOM	22	NH2	ARG	3	6.150	42.355	84.498	1.00	46.03	1ADS 91

**Table 1.**

Table 1 shows a portion of the spherical coordinate system structure file (top half) of a protein, and the PDB coordinate (in Cartesian system) file (lower half) from which it was derived. The first five columns are identical, but the sixth, seventh and eighth columns differ; in the PDB file, these are the x-, y- and z-coordinates, respectively, and in the spherical coordinate system file, these are the rho ( $\rho$ ), phi ( $\varphi$ ) and theta ( $\theta$ ) coordinates, where  $\varphi$  and  $\theta$  are angles in degrees or radians (in this case, degrees). The ninth and tenth columns in the PDB file are the positional occupancies and B-factors, respectively.



**Table 2.**

Protein	Abbrev. <sup>1</sup>	PDB ID	# ligands	Description
A	Ae	1TDE	1	Thioredoxin Reductase from <i>E. coli</i>
B	Au	1RPA	3	Rat Acid Phosphatase
C	Bc	1XNB	1	Xylanases from <i>B. Circulans</i> and <i>T. Harzianum</i>
D	Bm	1HNE	5	Human Neutrophil Elastase
E	Cg	1PDA	2	Porphobilinogen Deaminase from <i>E. coli</i>
F	Co	4BCL <sup>2</sup>	7	Fenna–Matthews–Olson protein from <i>P. aestuarii</i>

<sup>1</sup> in reference paper, Reyes, V.M., 2015x

<sup>2</sup> same as protein 3EOJ (FMO protein from *P. aestuarii*)

Table 2 shows the identities of the six test proteins, A – F, we used to show how the Fortran programs presented here work and are implemented. The second column shows the abbreviations used in the main paper (Reyes, V.M., 2015a) to refer to these proteins. These are six of the 67 test proteins from the dataset of Laskowski et al., 1996. Note that they are all bound (liganded) forms of the protein in question, and that the number of bound ligands vary. Bound ligand in protein A is FAD; ligands TAR and two NAG molecules in protein B; SO4 in protein C; ALM, MSU, two ALA and one PRO molecules in protein D; DPM and ACY in protein E; and seven molecules of BCL in protein F. Please go to the PDB website ([www.rcsb.org](http://www.rcsb.org)) for the molecular identities of these ligands.

---

**All- Atom Representation, Fine Binning**

Protein	OUTER LAYER		INNER CORE	
	%Hphi	%Hpho	%Hphi	%Hpho
A	70%	29%	18%	57%
B	68%	31%	19%	57%
C	78%	21%	14%	61%
D	55%	44%	8%	68%
E	61%	38%	18%	58%
F	68%	32%	28%	49%

**Table 3 A.**


---

**All- Atom Representation, Coarse Binning**

Protein	OUTER LAYER		INNER CORE	
	%Hphi	%Hpho	%Hphi	%Hpho
A	78%	26%	19%	54%
B	72%	30%	20%	53%
C	80%	22%	14%	60%
D	54%	49%	8%	67%
E	68%	36%	17%	59%
F	70%	33%	27%	48%

**Table 3 B.**

---

**Double-Centroid Reduced Representation, Coarse Binning**

Protein	OUTER LAYER		INNER CORE	
	%Hphi	%Hpho	%Hphi	%Hpho
A	80%	20%	39%	73%
B	72%	28%	40%	72%
C	85%	17%	46%	68%
D	53%	47%	34%	79%
E	63%	38%	39%	74%
F	67%	34%	47%	68%

**Table 3 C.**

Table 3, Panels A, B and C are related to the plots shown in Figure 1, Panels A, B and C, respectively. Panel A shows the results when fine binning is used on the proteins in all-atom representation; Panel B, shows the results when coarse binning is used on the proteins in all-atom representation; and Panel C shows the results when coarse binning is used on the proteins in double-centroid reduced representation. Note that in every case, there is a significantly higher % of hydrophilic residues than hydrophobic ones in the OL, while exactly the reverse is true for the IC.

PDB ID	Protein Description	Number of residues predicted to be in and around active site(s)	
		coarse binning	fine binning
1TDE	Thioredoxin reductase	44	33
1RPA	Prostatic acid phosphatase	53	36
1XNB	Xylanase	5	2
1HNE	Human neutrophil elastase	8	4
1PDA	Porphobilinogen deaminase	41	21
4BCL	Bacteriochlorophyll-A protein	41	28

**Table 4.**

Table 4 shows the results for the six test proteins after the procedure was applied to them to analyze their surface topographies as to the presence of invaginations, which would indicate a potential active site or ligand binding site. The predictions largely match the visual analysis of the surfaces of the proteins as found by Laskowski et al. 1996. The results for all 67 test proteins in the original dataset by Laskowski et al. 1996 are found in our main paper describing the methodology (Reyes, V.M., 2011).